

LGBTQ2+ COMMUNITIES IN CANADA: A DEMOGRAPHIC SNAPSHOT




Canada is home to approximately **1 million** people who are part of LGBTQ2+ communities,¹ accounting for **4%** of the total population aged 15 and older.

Approximately **75,000** Canadians are transgender² or non-binary,³ representing **0.24%** of the Canadian population aged 15 and older.


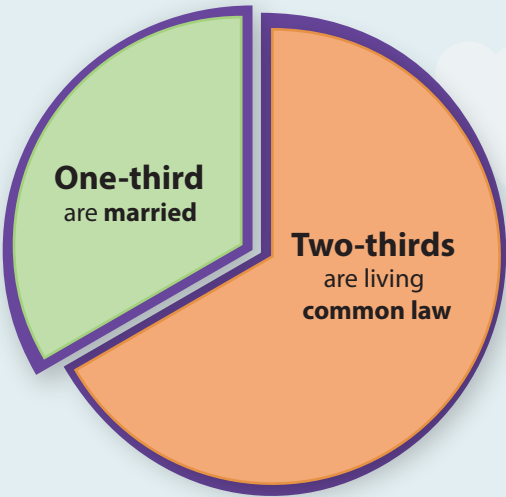
The LGBTQ2+ population is relatively young. Youth aged **15 to 24** made up **30%** of the LGBTQ2+ population, compared with **14%** of the non-LGBTQ2+ population.

More than half of LGB⁴ Canadians aged 15 and older are bisexual, with bisexual women (**332,000**) outnumbering bisexual men (**161,200**) **two to one**. In addition, **one-quarter** of Canada's LGB population are gay men (**255,100**), while **one in seven** are gay or lesbian women (**150,600**).



NUMBER OF **SAME-SEX COUPLES** IN CANADA FROM THE 2016 CENSUS:
72,880

HALF OF ALL **SAME-SEX COUPLES** IN CANADA WERE LIVING IN:



1. Persons are included in the LGBTQ2+ population on the basis of self-reported sexual orientation (lesbian, gay, bisexual, or another diverse sexual identity such as asexual, pansexual or queer) or self-reported sex at birth and gender (transgender or non-binary identities like genderqueer, gender fluid, agender or two-spirit). The reference year is 2018.
2. Persons whose sex assigned at birth does not correspond to their current gender.
3. Persons who are not exclusively men or women.
4. Lesbian, gay, or bisexual. The reference years are 2015 to 2018.