

Unravelling the story about household textile and e-waste disposal in Canada

Canadians diverted **105,270 tonnes** of e-waste from going to landfills and incinerators in 2018.

Canadian households sent **10,848,238 tonnes** of waste to landfills and incinerators in 2018.

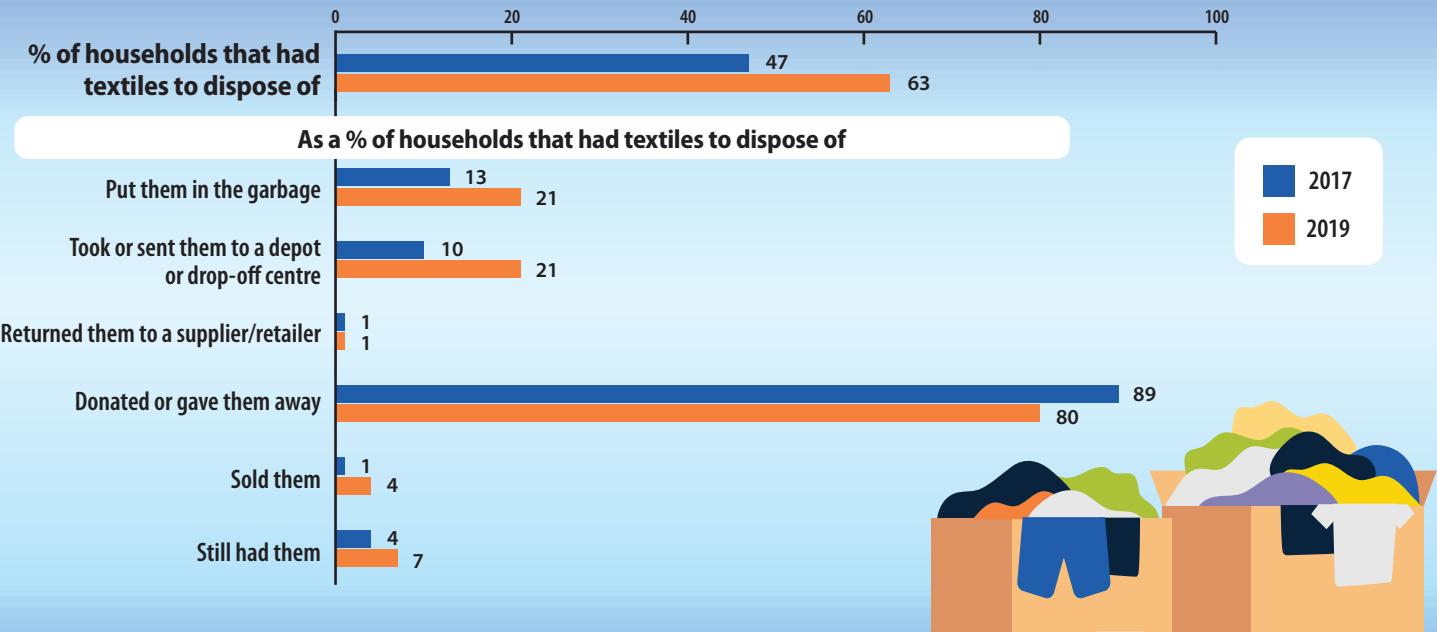
This represents about **725 kilograms** per household.











In 2019, **43%** of households reported they had e-waste to dispose of and most of it was sent to a depot or drop-off centre.

In 2018, **58,895 tonnes** of textile waste were diverted from going to landfills and incinerators. Households accounted for 58,407 tonnes.

Disposal methods for household textile waste, 2017 and 2019



Disposal methods for household e-waste, 2017 and 2019

	 Computers		 TVs or computer monitors		 Cellphones		 Gaming equipment		 Printers and fax machines		 Audio/visual equipment		 Landline phones		 Microwave ovens	
As a % of households that had this type of unwanted device to dispose of																
Put them in the garbage	2	3	3	4	2	3	F	F	2	5	3	3	7	8	8	10
Took or sent them to a depot or drop-off centre	58	63	60	65	28	33	47	49	60	65	60	65	42	50	52	53
Returned them to a supplier/retailer	9	9	7	6	17	15	5	7	11	7	7	6	7	7	4	3
Donated or gave them away	9	12	12	14	9	11	22	20	9	12	12	16	10	11	15	17
Repaired or sold them	1	2	2	2	4	5	5	12	1	1	1	3	F	F	2	2
Still had them	24	24	16	15	42	40	23	17	19	17	17	17	33	25	16	13

F too unreliable to be published

Source: Statistics Canada, Households and the Environment Survey, 2017 and 2019, and Waste Management Industry Survey, 2018.

Catalogue number: 11-627-M | ISBN: 978-0-660-42043-1

© Her Majesty the Queen in Right of Canada, as represented by the Minister of Industry, 2022