


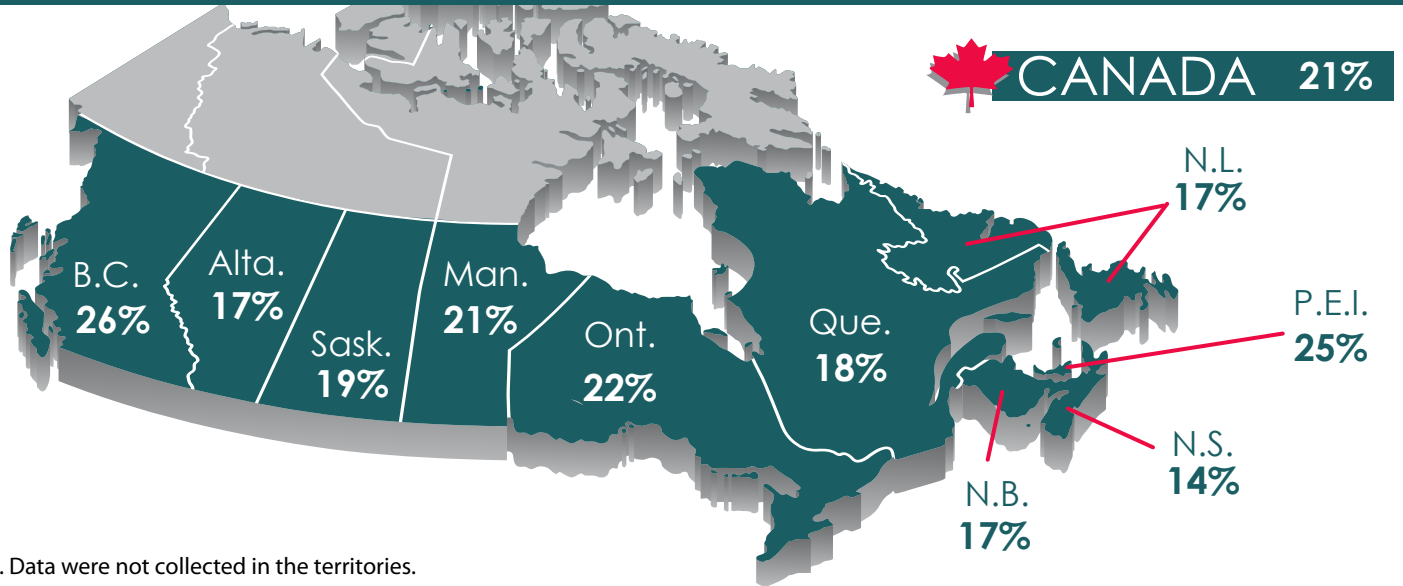


PHARMACEUTICAL ACCESS and USE

In 2021, about **1 in 5** Canadians reported not having insurance to cover the cost of prescription medication in the previous 12 months.



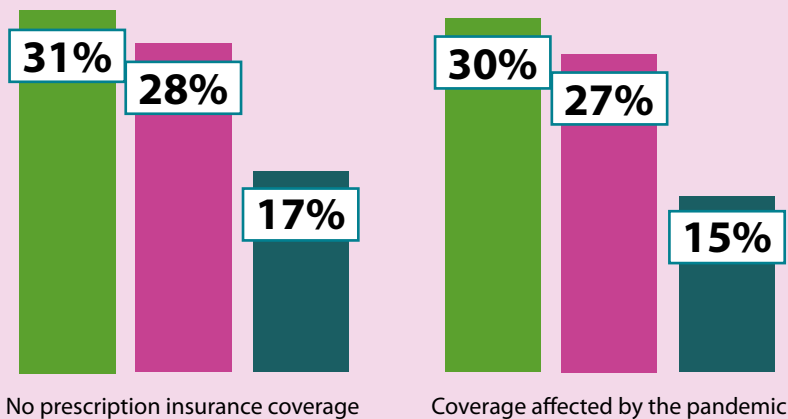
The share of Canadians who reported having **no prescription medication insurance** varied across the provinces.¹



1. Data were not collected in the territories.

A higher proportion of immigrants than non-immigrants reported not having prescription insurance coverage. Their coverage was also more likely to be affected by the pandemic.

- Recent immigrants (less than 10 years since landing)
- Established immigrants (10 years or more since landing)
- Non-immigrants



Having no prescription insurance coverage was associated with higher out-of-pocket spending and higher non-adherence to prescriptions because of cost.

- No prescription insurance coverage
- Prescription insurance coverage

27% **16%**
Spending \$500 or more out of pocket

17% **7%**
Non-adherence to prescriptions because of cost



Note: An analysis on prescription insurance coverage for the Indigenous population is forthcoming.

Source: Cortes, K. and L. Smith. 2022. "Pharmaceutical access and use during the pandemic." *Insights on Canadian Society*. Statistics Canada Catalogue no. 75-006-X.

Catalogue number: 11-627-M
ISBN: 978-0-660-45922-6

© His Majesty the King in Right of Canada, as represented by the Minister of Industry, 2022