

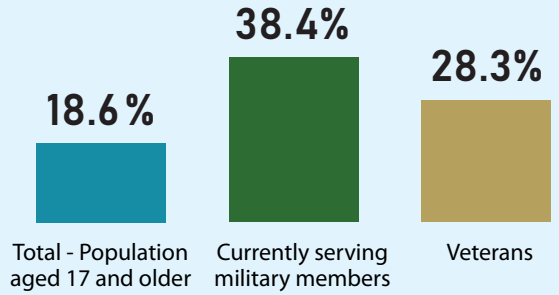


Diversity of Canada's Veterans and military population

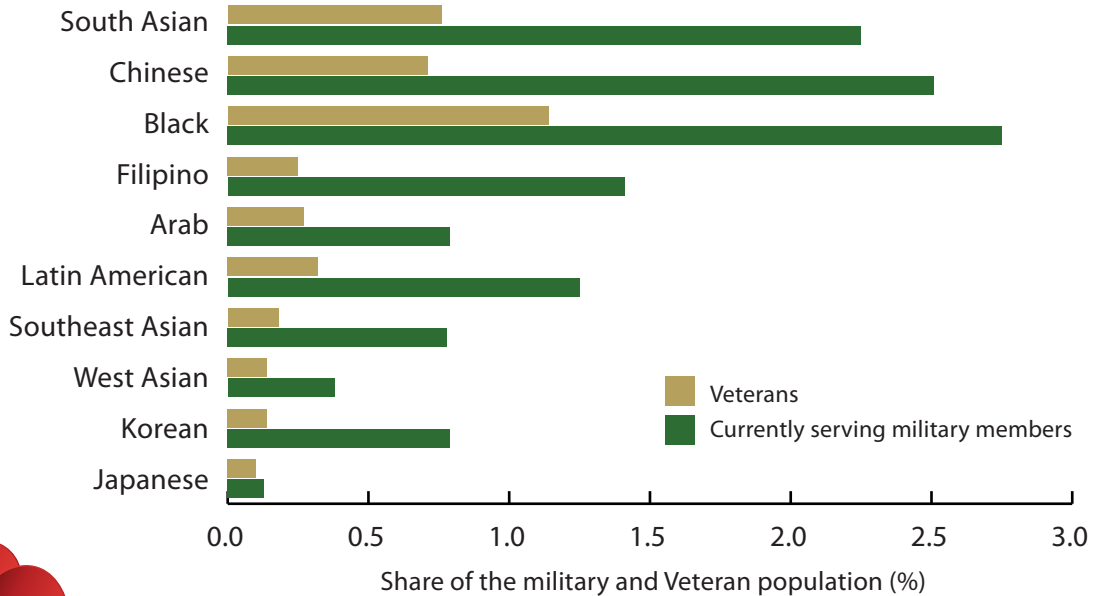

Canada's military and Veteran population has a higher rate of English-French bilingualism than the total population aged 17 and older.



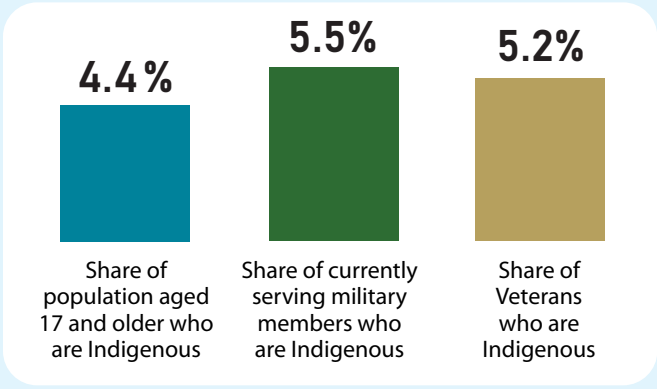
ENGLISH-FRENCH BILINGUALISM RATE AMONG CANADA'S MILITARY AND VETERAN POPULATION



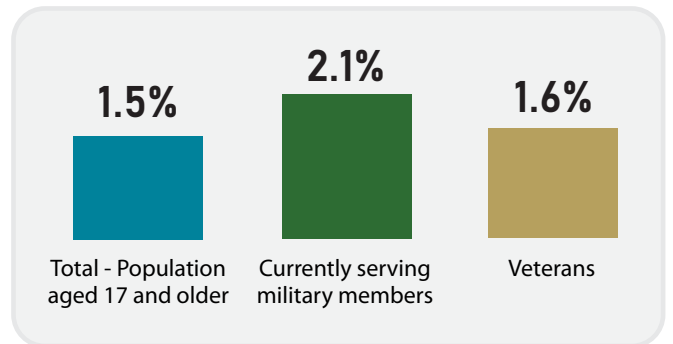
CANADA'S CURRENTLY SERVING MILITARY POPULATION IS MORE DIVERSE THAN THE VETERAN POPULATION



There is a higher share of First Nations people, Métis and Inuit in Canada's military and Veteran population than among the total population aged 17 and older.



Although the percentage is relatively small, the share of currently serving military members and Veterans in couples who were members of a same gender (cisgender), transgender or non-binary couple, was higher than the total population in couples aged 17 and older.



For more information, please consult *The Daily*: <https://www150.statcan.gc.ca/n1/daily-quotidien/220713/dq220713c-eng.htm>

Source: Statistics Canada, Census of Population, 2021.

ISBN: 978-0-660-46053-6 | Catalogue number: 11-627-M

© His Majesty the King in Right of Canada, as represented by the Minister of Industry, 2022