

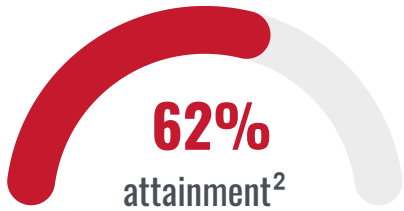
4 QUALITY EDUCATION




ENSURE INCLUSIVE AND EQUITABLE QUALITY EDUCATION AND PROMOTE LIFELONG LEARNING OPPORTUNITIES FOR ALL

TERTIARY EDUCATION¹ ATTAINMENT

National average in 2021



Young adults aged 25 to 34

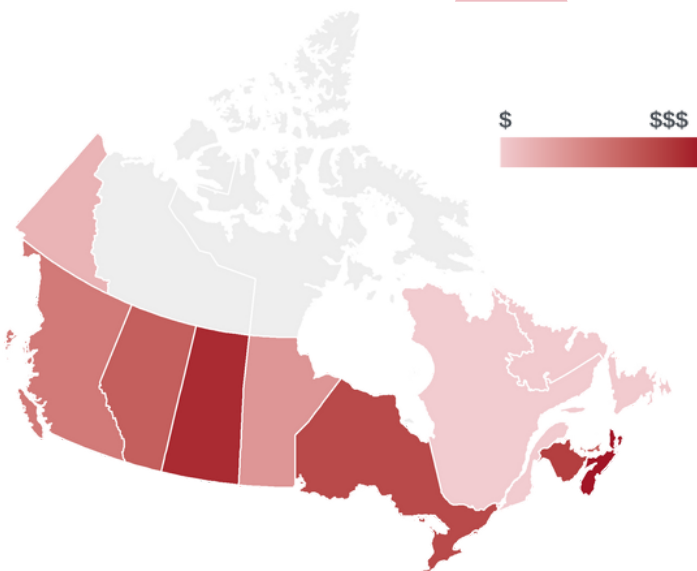



EQUITABLE ACCESS TO QUALITY EDUCATION

Average **annual tuition fees** for undergraduate degrees in 2022-2023

Canada
\$6,834

Average tuition fees are almost **3X higher** in **Nova Scotia** than in **Quebec**



EQUITABLE ACCESS TO NON-PARENTAL CHILD CARE IN 2022

Among parents who had difficulties finding child care³, **over half** had **difficulties** finding an arrangement in **their community**

TOP 3 IMPACTS

on parents and families who have difficulties finding child care



Changing work schedule



Working fewer hours



Paying more than desired



COMMUNITY SPOTLIGHT

DIGITAL MOMENT

Provides **digital skills** education to **youths** with a focus on **girls & under-served communities**



Reached **630,000** youths to date since Sept 2017



1 million youths by 2030

¹ Tertiary education is defined as all formal post-secondary education programs that are two years or longer. In Canada, it typically refers to education delivered in colleges and universities.
² Attainment rate refers to the educational attainment of the population aged 25 to 64.
³ Child care is defined as any care provided to children by someone other than the parent or guardian, including formal and informal arrangements, licensed and unlicensed arrangements, full-time and part-time arrangements as well as paid and unpaid arrangements.
 Sources: Statistics Canada, Labour Force Survey, 2021. Statistics Canada, Tuition and Living Accommodation Costs, 2022/2023. Statistics Canada, Survey on Early Learning and Child Care Arrangements, 2022. Digital Moment. ISBN: 978-0-660-45082-7
 © His Majesty the King in Right of Canada, as represented by the Minister of Industry, 2022