



# Canadian Commercial Corporation

2022-2023 Second Quarter  
Financial Report (Unaudited)

For the period ended  
September 30, 2022

Canada 

## TABLE OF CONTENTS

<b>MANAGEMENT'S DISCUSSION AND ANALYSIS</b> .....	<b>3</b>
BASIS OF PREPARATION AND DISCLOSURE .....	3
BUSINESS LINE REPORTING STRUCTURE .....	4
VALUE OF CONTRACTS SIGNED .....	5
COMMERCIAL TRADING TRANSACTIONS .....	6
SUMMARY OF FINANCIAL RESULTS .....	8
2022-23 CORPORATE PLAN OUTLOOK .....	13
CCC'S COMMITMENT TO RISK MANAGEMENT .....	13
<b>MANAGEMENT RESPONSIBILITY FOR FINANCIAL STATEMENTS</b> .....	<b>15</b>
<b>CONDENSED INTERIM FINANCIAL STATEMENTS (UNAUDITED)</b> .....	<b>16</b>
STATEMENT OF FINANCIAL POSITION .....	16
STATEMENT OF COMPREHENSIVE INCOME (LOSS) .....	17
STATEMENT OF CHANGES IN EQUITY .....	18
STATEMENT OF CASH FLOWS .....	19
<b>NOTES TO THE CONDENSED INTERIM FINANCIAL STATEMENTS (UNAUDITED)</b> .....	<b>20</b>
1. NATURE, ORGANIZATION AND FUNDING .....	20
2. BASIS OF PREPARATION .....	21
3. SIGNIFICANT ACCOUNTING POLICIES .....	22
4. CASH AND CASH EQUIVALENTS .....	23
5. ACCOUNTS RECEIVABLE .....	23
6. OTHER ASSETS .....	24
7. ACCOUNTS PAYABLE AND ACCRUED LIABILITIES .....	24
8. DEFERRED REVENUE .....	25
9. DEFERRED GOVERNMENT FUNDING .....	25
10. LEASE LIABILITIES .....	26
11. CAPITAL MANAGEMENT .....	27
12. RISK MANAGEMENT AND FINANCIAL INSTRUMENTS .....	27
13. REVENUE FROM CONTRACTS WITH CUSTOMERS .....	32
14. OTHER INCOME .....	33
15. ADMINISTRATIVE EXPENSES .....	34
16. RELATED PARTY TRANSACTIONS .....	34
17. CONTINGENCIES .....	34

## MANAGEMENT'S DISCUSSION AND ANALYSIS

### BASIS OF PREPARATION AND DISCLOSURE

The following management's discussion and analysis ("MD&A") was prepared in accordance with the Treasury Board of Canada's Directive on Accounting Standards: GC 5200 Crown Corporations Quarterly Financial Reports and is not intended to be a full MD&A. It should be read in conjunction with the Corporation's audited annual financial statements and accompanying notes for the year ended March 31, 2022. All amounts presented are in Canadian dollars unless otherwise specified.

This document contains projections and other forward-looking statements regarding future events. Such statements require management to make assumptions that are subject to risk and uncertainty. Consequently, actual results may differ materially from expectations expressed in forward-looking statements. These risks and uncertainties are discussed in the risk section following the financial analysis.

The financial statements have been prepared in accordance with International Financial Reporting standards ("IFRS") as issued by the International Accounting Standards Board ("IASB") as reference for Generally Accepted Accounting Principles ("GAAP"). In the following discussion, the Corporation also uses certain non-GAAP financial measures, such as value of contracts signed ("VCS") and Commercial Trading Transactions ("CTT"), to evaluate its performance. Non-GAAP measures are defined and qualified when presented.

Under IFRS, financial results are presented on an agent basis. However, as a prime contractor, CCC remains contractually obligated to ensure completeness of contracts with foreign buyers, ensuring that the terms of the contract are fulfilled regardless of performance by the Canadian exporter.

Historically, large contracts have materially affected the Corporation's financial statements, causing significant variations in certain year-over-year amounts on the Statement of Financial Position and the Statement of Comprehensive Income (Loss). The most significant of these contracts is the multi-billion-dollar multi-year Armoured Brigades Program ("ABP") contract. Due to the magnitude of this contract, the ABP has been presented separately in certain sections of the MD&A.

## BUSINESS LINE REPORTING STRUCTURE

CCC has three main business lines (and several sub-business lines based on specific market, product and financial requirements) which support Canadian companies in variety of industrial sectors in markets around the globe.

### **Defence Production Sharing Agreement (DPSA)**

CCC supports significant Canadian export activity under the Defence Production Sharing Agreement ("DPSA"). The DPSA enables Canadian exporters to compete for contracts as part of the United States Department of Defense ("DoD") domestic supply base. Enabling access in this manner provides Canadian exporters with business opportunities that drive exports and jobs in Canada, while generating economic benefits in both Canada and the United States, CCC does not charge fees for services provided under the DPSA.

The DPSA continues to help underpin the collective security of Canada and the United States by enabling us to leverage one another's industrial and technological strengths in meeting respective defence procurement needs. Cross-border trade linked to the DPSA also offers important opportunities for firms in some of Canada's most innovative sectors. Budget 2021 provides an annual appropriation for CCC to administer the DPSA. A more fulsome description of the appropriation is discussed under the *Summary of Financial Results* section below.

### **International Prime Contracting (IPC)**

The Corporation's International Prime Contracting ("IPC") business line is a fee-based service involving the establishment of G2G contracts with foreign government buyers.

The Corporation works with Canadian exporters of all sizes, across a diversified number of Canadian industrial sectors. The goal of these business activities is to increase the number of exporters that CCC serves while also supporting a wide range of Government of Canada priorities. Every such contract is unique, and CCC's guarantee of contract performance provides added incentive for foreign governments to procure Canadian expertise, and often to address priority strategic projects in various domains (e.g., transportation, infrastructure, national security, and others).

### **Sourcing**

CCC assists Government of Canada departments and agencies in efficiently fulfilling urgent and complex procurement needs. This involves sourcing goods and services to meet a variety of international commitments or programming needs. CCC charges a fee to cover its costs to manage these programs.

Additionally, on behalf of Global Affairs Canada ("GAC"), CCC manages 10 Canadian Trade Offices in China. These offices, located in China's rapidly developing second-tier cities, provide support to Canadian companies seeking to enter the Chinese market, while also providing a cost-effective trade representation solution for GAC. CCC recovers all its costs from this program and charges a fee to GAC for its services.

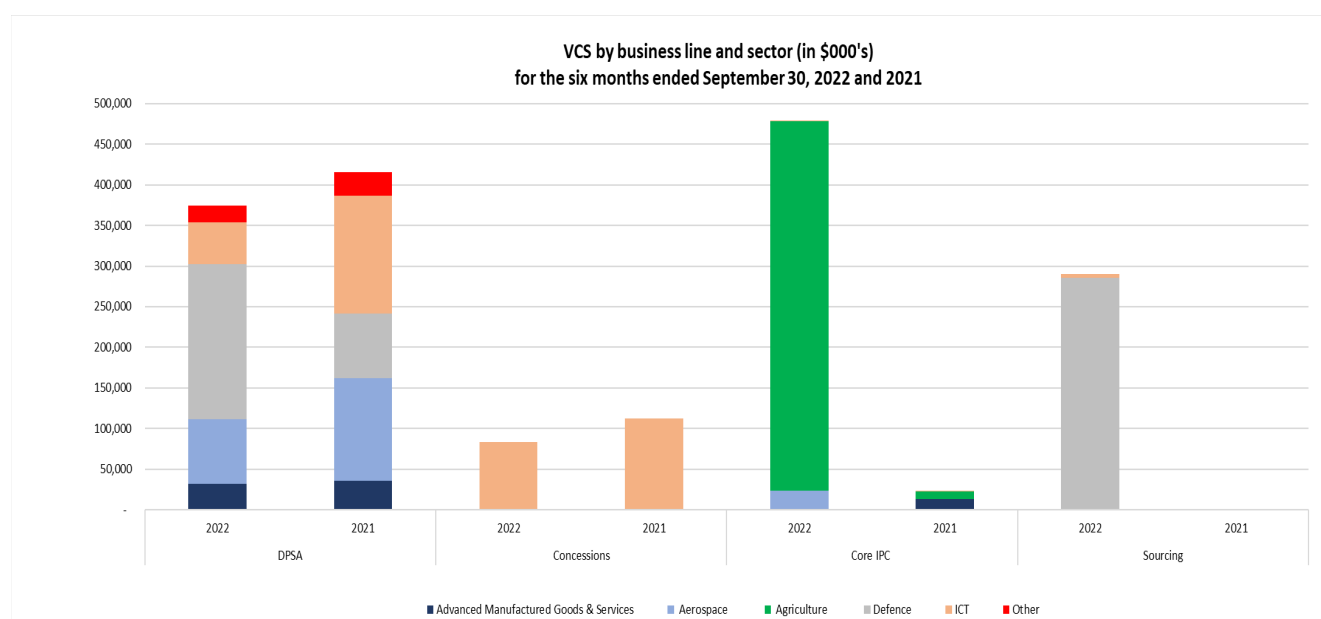
## VALUE OF CONTRACTS SIGNED

VCS is a non-GAAP measure used by the Corporation that represents the value of contracts and amendments signed in a given period. It measures the total value of goods or services to be delivered over the entire duration of a contract and hence, represents the full contract value when the contract is signed.

The table below presents the VCS by business line for the three and six-month periods ended September 30, 2022 and 2021.

VCS by business line (\$000's)	For the three months ended September 30,				For the six months ended September 30,				% of Total	
	2022	2021	\$ Change	% Change	2022	2021	\$ Change	% Change	2022	2021
IPC										
Core IPC	\$ 466,460	\$ 15,317	\$ 451,143	>100%	\$ 478,233	\$ 22,579	\$ 455,654	>100%	39%	4%
Concessions	41,749	52,467	(10,718)	(20%)	82,862	112,698	(29,836)	(26%)	7%	20%
DPSA	260,037	242,601	17,436	7%	379,059	415,724	(36,665)	(9%)	30%	75%
Sourcing	237,947	263	237,684	>100%	289,811	294	289,517	>100%	24%	<1%
<b>Total</b>	<b>\$ 1,006,193</b>	<b>\$ 310,648</b>	<b>\$ 695,545</b>	<b>&gt;100%</b>	<b>\$ 1,229,965</b>	<b>\$ 551,295</b>	<b>\$ 678,670</b>	<b>&gt;100%</b>	<b>100%</b>	<b>100%</b>

The chart below presents VCS by business line and sector for the six-month periods ended September 30, 2022 and 2021.



Total VCS for the six-month period ended September 30, 2022 is higher by \$678.7 million, more than 100% when compared to the same period in the prior year. The increase is due to:

- higher Core IPC VCS (\$455.7 million), primarily attributable to an increase in VCS from the agriculture sector.
- higher Sourcing VCS (\$289.5 million), attributable to CCC's support for Government of Canada's international aid to Ukraine, primarily from the defence sector.

Concessions VCS, which is valued based on gross ticket sales of the Lottery Program, continued to be lower on period-over-period basis as a result of the termination of the Nicaragua lottery contract.

The sales cycle for international government contracting is often measured in years and is impacted by foreign political, economic and geo-political events beyond the control of CCC. This results in a business cycle that is difficult to predict accurately and repeat consistently. For the 2022-2023 fiscal year, the war in Ukraine as well as the emerging international, geo-political and economic contexts are expected to continue to destabilize the global economy. Through Canadian exporters, CCC continues its support to both global security and global food security. These efforts will have a significant impact on CCC's results throughout the 2022-2023 fiscal year.

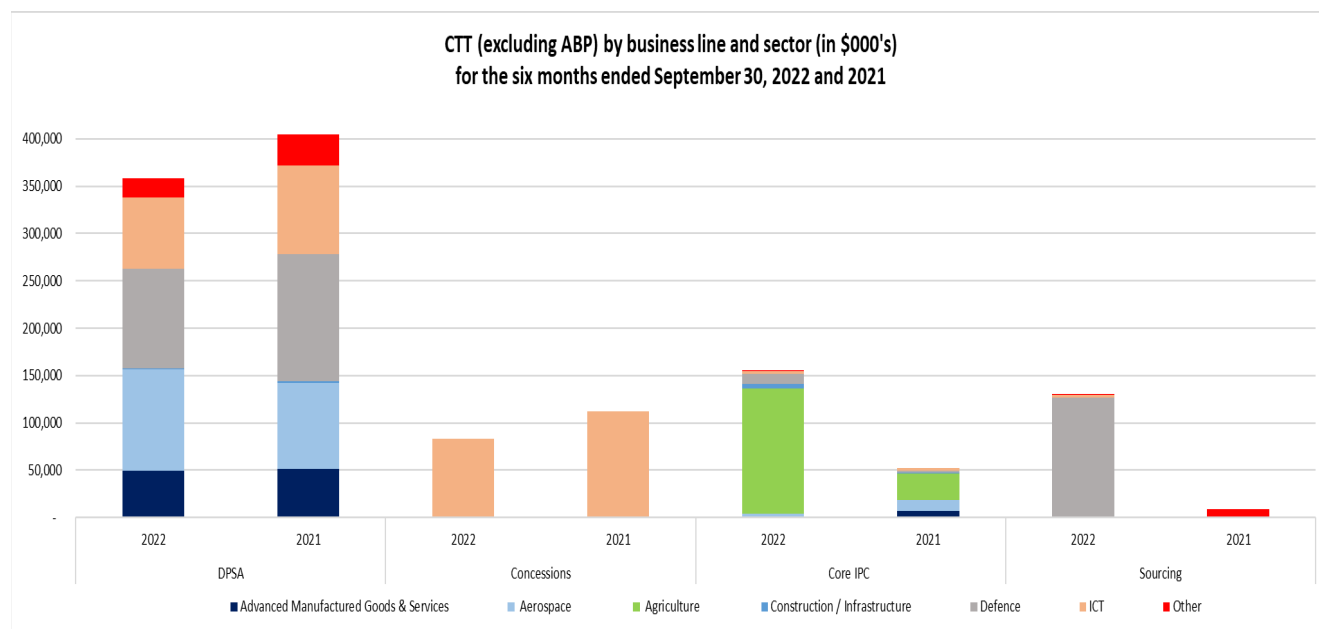
## COMMERCIAL TRADING TRANSACTIONS

Commercial Trading Transactions ("CTT") is a non-GAAP measure of economic activity used by the Corporation, which represents the value of goods and services delivered under contract during the reporting period. Given the Corporation's status as an agent for reporting under International Financial Reporting Standards (IFRS), CTT is not recognized as revenue. The Corporation continues to capture CTT data since this is a measure of the Corporation's impact on the Canadian economy.

The table below presents CTT by business line for the three and six-month periods ended September 30, 2022 and 2021.

CTT by business line (\$000's)	For the three months ended September 30,				For the six months ended September 30,				% of Total	
	2022	2021	\$ Change	% Change	2022	2021	\$ Change	% Change	2022	2021
IPC										
Core IPC	\$ 147,716	\$ 23,775	\$ 123,941	>100%	\$ 154,681	\$ 51,913	\$ 102,768	>100%	15%	9%
Concessions	41,749	52,467	(10,718)	(20%)	82,862	112,698	(29,836)	(26%)	8%	20%
DPSA	173,253	208,795	(35,542)	(17%)	358,434	404,439	(46,005)	(11%)	35%	70%
Sourcing	91,918	866	91,052	>100%	129,557	8,761	120,796	>100%	13%	2%
Total excluding ABP	\$ 454,636	\$ 285,903	\$ 168,733	59%	\$ 725,534	\$ 577,811	\$ 147,723	26%	70%	100%
ABP	-	-	-	0%	307,954	-	307,954	0%	30%	0%
Total including ABP	\$ 454,636	\$ 285,903	\$ 168,733	59%	\$ 1,033,488	\$ 577,811	\$ 455,677	79%	100%	100%

The chart below presents CTT (excluding ABP) by business line and sector for the six-month periods ended September 30, 2022 and 2021.



Total CTT for the six-month period ended September 30, 2022 was \$455.7 million higher compared to the same period in the prior year. The increase is due to:

- Higher Core IPC CTT (\$102.8 million), from deliveries in the agriculture sector.
- Higher Sourcing CTT (\$120.8 million) driven by Canada's continued response to the war in Ukraine through the defence sector.
- Timing of deliveries and billing activities related to the ABP program (\$308.0 million).

Increases in CTT were partially offset by:

- A decrease in Concessions CTT (\$29.8 million) as a result of the termination of the Nicaragua lottery contract.
- A decrease in DPSA CTT (\$46.0 million), consistent with lower VCS over the same comparative period.

Significant variations in CTT are expected when comparing period-over-period results given the timing of specific contract requirements and associated delivery schedules.

## SUMMARY OF FINANCIAL RESULTS

The tables below present CCC's financial highlights for the three and six-month periods ended September 30, 2022 and 2021.

### Statement of Comprehensive Income (loss) discussion

Net profit (loss) (\$000's)	For the three months ended September 30,				For the six months ended September 30,			
	2022	2021	\$ Change	% Change	2022	2021	\$ Change	% Change
Fees for service revenue	\$ 3,985	\$ 1,267	\$ 2,718	>100%	\$ 6,868	\$ 2,609	\$ 4,259	>100%
Finance and Other income	1,559	73	1,486	>100%	1,841	171	1,670	>100%
Government funding	3,165	3,119	46	1%	6,427	6,122	305	5%
Expenses	6,021	6,072	(51)	(1%)	12,250	12,277	(27)	(0%)
Gain on foreign exchange	314	222	92	41%	701	5	696	>100%
<b>Net profit (loss)</b>	<b>\$ 3,002</b>	<b>\$ (1,391)</b>	<b>\$ 4,393</b>	<b>&gt;100%</b>	<b>\$ 3,587</b>	<b>\$ (3,370)</b>	<b>\$ 6,957</b>	<b>&gt;100%</b>

For the six-month period ended September 30, 2022, the Corporation recorded a net profit of \$3.6 million, an improvement of \$7.0 million compared to the net loss of \$3.4 million during the same period in the prior year. The favourable variance was primarily attributable to higher fees for service revenue (\$4.3 million), higher finance income (\$1.7 million) and the effect of favourable foreign exchange rates (\$696 thousand).

### Fees for service revenue

Fees for service by business line (\$000's)	For the three months ended September 30,				For the six months ended September 30,				% of Total	
	2022	2021	\$ Change	% Change	2022	2021	\$ Change	% Change	2022	2021
IPC										
Core IPC	\$ 3,023	\$ 526	2,497	>100%	\$ 3,305	\$ 1,115	\$ 2,190	>100%	48%	43%
Concessions	134	219	(85)	(39%)	266	449	(183)	(41%)	4%	17%
Sourcing	612	312	300	96%	1,263	625	638	>100%	18%	24%
Canadian Trade Offices	216	210	6	3%	433	420	13	3%	6%	16%
Total excluding ABP	\$ 3,985	\$ 1,267	\$ 2,718	>100%	\$ 5,267	\$ 2,609	\$ 2,658	>100%	77%	100%
ABP	-	-	-	0%	1,601	-	1,601	100%	23%	0%
<b>Total including ABP</b>	<b>\$ 3,985</b>	<b>\$ 1,267</b>	<b>\$ 2,718</b>	<b>&gt;100%</b>	<b>\$ 6,868</b>	<b>\$ 2,609</b>	<b>\$ 4,259</b>	<b>&gt;100%</b>	<b>100%</b>	<b>100%</b>

The Corporation charges fees for service on all programs, except for the DPSA. For IPC, fees are generally calculated as a percentage of the contract value, whereas for Sourcing, fees are established annually and recognized on a straight-line basis. Fees are negotiated on a contract-by-contract basis, and, within an acceptable range, are generally reflective of a project's risk profile and competitive market conditions. Fees can be recognized as revenue differently depending on the service performance obligation related to the various business lines. However, the large majority are recorded based on promise to perform all activities required for the Canadian exporter to obtain payment under the terms and conditions of the prime contract. This is generally commensurate with CTT.



For the six-month period ended September 30, 2022, fees for service revenue of \$6.9 million were \$4.3 million higher compared to the same period in the prior year. As aforementioned, fees for service are generally commensurate with CTT, and the variance explanations detailed in the **Commercial Trading Transactions** section apply to the fees variance discussion as well.

### **Government funding**

Budget 2021 recognized the importance of CCC's role in administering the DPSA and proposed restoring an annual parliamentary appropriation of \$13.0 million, commencing in fiscal year 2022-23. As CCC does not receive fees for service on DPSA contracts, this appropriation will exclusively fund the administrative expenses incurred for the DPSA. In fiscal year 2021-22, a one-time lump sum transfer from the Government of Canada was received for this purpose. For the six-month period ended September 30, 2022, the Corporation recognized government funding of \$6.4 million (\$6.1 million for the six-month period ended September 30, 2021), as an exact offset to costs incurred for the administration of the DPSA.

### **Expenses**

	For the three months ended September 30				For the six months ended September 30				% of Total	
	2022	2021	\$ Change	% Change	2022	2021	\$ Change	% Change	2022	2021
<b>Administrative expenses (\$000's)</b>										
Workforce compensation and related expenses	\$ 4,210	\$ 4,376	\$ (166)	(4%)	\$ 8,491	\$ 8,794	\$ (303)	(3%)	71%	73%
Contract management services	650	634	16	3%	1,300	1,284	16	1%	11%	11%
Consultants	301	299	2	<1%	649	677	(28)	(4%)	5%	6%
Rent and related expenses	240	192	48	25%	426	450	(24)	(5%)	4%	4%
Software, hardware and support	179	198	(19)	(10%)	408	396	12	3%	3%	3%
Depreciation	144	143	1	<1%	289	291	(2)	>(1)%	2%	2%
Travel and hospitality	118	34	84	>100%	283	35	248	>100%	2%	<1%
Communications	82	50	32	64%	179	105	74	70%	1%	<1%
Other expenses	52	91	(39)	(43%)	134	141	(7)	(5%)	1%	1%
	\$ 5,976	\$ 6,017	\$ (41)	>(1)%	\$ 12,159	\$ 12,173	\$ (14)	>(1)%	100%	100%

The Corporation's total administrative expenses of \$12.2 million for the six-month period ended September 30, 2022 is comparable to prior year levels. As COVID-19 related restrictions have eased, CCC has incurred increased travel expenses (\$248 thousand) to develop opportunities in the IPC business line. This has been offset by decreased workforce compensation and related expenses (\$303 thousand) from staff vacancies and management's control of staffing initiatives.

CCC continuously assesses expenditure levels to achieve cost efficiencies where possible. Budgets are managed on a continuous basis from the outset of the year with a view to controlling expenditures relative to forecasted business volumes and revenues. Additionally, CCC continues to strengthen its culture of innovation, invest in digital transformation, and implement process changes to improve efficiencies and increase the capacity of existing resources.

## Statement of Financial Position discussion

Assets and liabilities include payments made to Canadian exporters prior to collecting from foreign buyers and amounts received from foreign buyers and others that have not yet been transferred to Canadian exporters.

Items such as Cash and cash equivalents, Accounts receivable, Accounts payable and accrued liabilities represent amounts at a specific point in time. These balances can fluctuate widely on a daily basis.

As at	September 30, 2022	March 31, 2022	\$ Change	% Change
<b>Total assets</b>	<b>\$ 254,232</b>	\$ 96,676	\$ 157,556	>100%
Total liabilities	<b>226,573</b>	71,604	154,969	>100%
Total equity	<b>27,659</b>	25,072	2,587	10%
<b>Total liabilities and equity</b>	<b>\$ 254,232</b>	\$ 96,676	\$ 157,556	>100%

As at September 30, 2022, total assets of \$254.2 million increased by \$157.6 million, more than 100% from the prior year end. The increase is primarily attributable to:

- An increase in Cash and cash equivalents of \$150.4 million mostly driven by the receipt of advance payments from government of Canada departments.
- An increase in Accounts receivable of \$7.4 million reflecting \$13 million outstanding from a government of Canada department related to the annual parliamentary appropriation which is partially offset by a decrease of \$8.0 million in the receivable amount related to the ABP program.

Total liabilities of \$226.6 million increased by \$155.0 million, or more than 100% from the prior year end. This increase is primarily driven by:

- An increase in Advances of \$145.4 million mostly due to advance payments received from government of Canada departments as explained above.
- An increase in the Deferred government funding of \$6.6 million as the parliamentary appropriation is only recognized as revenue when the related expenses are incurred.

The similar increases in both total assets and liabilities reflect the nature of the contracts under management and the effect on balances due to the timing of receipts and payments.

Equity for the period increased by \$2.6 million, reflecting year-to-date net profit of \$3.6 million, reduced by a declared dividend of \$1.0 million. The improved equity position will further support CCC's financial sustainability.

### **Dividend declaration**

On June 7, 2022, in alignment with its dividend policy, the Corporation's Board of Directors approved the issuance of a dividend of \$1.0 million payable to its shareholder, with expected payment by January 31, 2023.

## Statement of Cash Flows discussion

Cash and cash equivalents represent a view at a specific point in time. The Corporation's cash balances can fluctuate widely on a daily basis as amounts are received from foreign buyers and then paid to Canadian exporters as contractual performance obligations are fulfilled. At times, these amounts could represent tens of millions of dollars that can be received one day and paid out the next day or vice versa.

On contracts outside of the DPSA, the Corporation generally pays its Canadian exporters within five business days after CCC receives payment from the foreign buyer. Under the DPSA, the Corporation generally pays its Canadian exporters within thirty days of receipt of an invoice. The Corporation may use its own funds to pay Canadian exporters on or before the 30<sup>th</sup> day in instances where payment has not yet been received from the DPSA buyer. Depending on the timing differences between receipt and payment, these transactions can span across reporting periods and can cause variations in cash flows from one period to the next, with receivables being paid to the Corporation at the end of one period and payments being made to the Canadian exporter early in the next.

	<b>For the six months ended September 30,</b>	
<b>Cash flows (\$000's)</b>	<b>2022</b>	<b>2021</b>
Operating activities	\$ 147,835	\$ 13,138
Investing activities	(64)	(53)
Financing activities	(250)	(211)
Effect of exchange rate changes on cash and cash equivalents	2,866	(156)
<b>Changes in cash and cash equivalents</b>	<b>\$ 150,387</b>	<b>\$ 12,718</b>

During the six-month period ended September 30, 2022, the Corporation's Cash and cash equivalents increased by \$150.4 million. This increase is due to cash inflows from operating activities (\$147.8 million), mainly attributable to Advances received as explained above, combined to a favorable effect of exchange rate fluctuations on CCC cash balances (\$2.9 million).

## Comparison of financial results to budget

The table below presents financial results compared to budget for the six-month period ended September 30, 2022.

<b>Net profit (loss) (\$000's) for the six months ended September 30, 2022</b>	<b>Actual</b>	<b>Budget</b>	<b>\$ Variance</b>	<b>% Variance</b>
<b>Revenues</b>				
Fees for service	\$ 6,868	\$ 4,664	\$ 2,204	47%
Finance and other income	1,841	233	1,608	690%
	<b>8,709</b>	4,897	3,812	78%
<b>Government funding</b>	<b>6,427</b>	6,500	(73)	(1%)
<b>Expenses</b>				
DPSA expenses	6,427	6,500	73	1%
Non-DPSA expenses	5,823	7,116	1,293	18%
	<b>12,250</b>	13,616	1,366	10%
Gain on foreign exchange	701	-	701	0%
<b>Net profit (loss)</b>	<b>\$ 3,587</b>	\$ (2,219)	\$ 5,806	262%

The Corporation recorded a net profit of \$3.6 million for the six-month period ended September 30, 2022, a favorable variance of \$5.8 million compared to the budgeted net loss of \$2.2 million. Several factors contributed to this favorable variance: (1) higher than expected fees for service revenue (\$2.2 million); (2) higher than expected finance and other income revenue (\$1.6 million); lower than expected expenses (\$1.4 million); and (4) a gain on foreign exchange (\$701 thousand). Government funding is recorded as an exact offset to costs incurred related to the administration of the DPSA which are included in administrative expenses.

The favourable fees for service variance resulted from more fee-generating billing than planned. Fee-generating billing transactions can be unpredictable in many cases, due to unexpected delays to deliveries and/ or contract signings on CCC's large international contracts.

The favorable expense variance of \$1.4 million was due to: (1) lower workforce compensation expenses resulting from staff vacancies and management's control of staffing initiatives (\$418 thousand); (2) lower than planned level of travel and hospitality due partly to travel limitations related to the COVID-19 pandemic (\$403 thousand); (3) lower than planned consulting and communications initiatives (\$184 thousand); and (4) several other expenditures being lower than planned (\$361 thousand).

## 2022-23 CORPORATE PLAN OUTLOOK

CCC's 2022-23 to 2026-27 Corporate Plan was approved by the Corporation's Board of Directors and submitted as required to the Minister of International Trade, Export Promotion, Small Business and Economic Development, and is pending approval.

For 2022-23, total comprehensive income is forecast to be higher than 2021-22. For 2022-23, fee-generating billing transactions are expected to increase as a result of higher values of contract signings in IPC and Sourcing. Finance and other income revenues are forecast to be higher as a result of combined increases in yields and cash balances. Expenses are forecast to be higher in 2022-23 as operations return to pre-pandemic levels. Management will proactively monitor and control expenditures relative to forecast revenues as required throughout the year and continue to optimize and modernize CCC's operations.

## CCC'S COMMITMENT TO RISK MANAGEMENT

CCC's Enterprise Risk Management ("ERM") Framework sets out an approach to manage a wide variety of risks while assisting the Corporation in fulfilling its mandate to facilitate international trade on behalf of Canadian exporters. The strategy for managing these risks is discussed in detail in the Corporation's 2021-22 Annual Report. The following provides updates to the risk discussion in the Annual Report and since the last reporting period.

The Corporation has identified four key areas of risk that sit outside of risk tolerance limits and may have impacts on CCC's ability to meet its objectives in the short and long run. These include:

- Business environment
- Supplier Performance
- Human Resources
- Information Systems

Business environment risk remains elevated for a variety of reasons. Rising inflation and interest rates will have impacts on both CCC's exporters and foreign buyers. The Russia/Ukraine conflict has increased global instability and further disrupted supply chains that were already stretched given the COVID-19 impacts. Lastly, potential trends towards protectionism remains a concern, particularly in regards to CCC's trade with the US through the Defence Production Sharing Arrangement.

Supplier performance risk is elevated at this time due to the potential impacts of higher inflation and interest rates on exporters' financial capacity. CCC continues to work collaboratively with both foreign buyers and exporters to achieve successful contract delivery.

Regarding the Human Resources risk, general market labour conditions combined with anticipated retirements and other departures continue to trend this risk upwards. CCC is implementing new recruitment and retention strategies in response to this risk.

Lastly, information systems risk remains heightened to reflect the increasing cyber threats in general including those related to the war in Ukraine. In response, Management has re-assessed its cyber security framework and noted that risk is mitigated through controls on CCC systems and electronic devices used to store or access CCC data. Cyber security training is also a key part of CCC's approach to cyber security risk management.

Management continues to monitor the environment for new and emerging risks.


## MANAGEMENT RESPONSIBILITY FOR FINANCIAL STATEMENTS

Management is responsible for the preparation and fair presentation of these quarterly financial statements in accordance with the Treasury Board of Canada's Directive on Accounting Standards: GC 5200 Crown Corporations Quarterly Financial Reports, and for such internal controls as Management determines is necessary to enable the preparation of quarterly financial statements that are free from material misstatement. Management is also responsible for ensuring all other information in this quarterly financial report is consistent, where appropriate, with the quarterly financial statements. These quarterly financial statements have not been audited or reviewed by an external auditor.

Based on our knowledge, these unaudited quarterly financial statements present fairly, in all material respects, the financial position, results of operations and cash flows of the Corporation, as at the date of and for the periods presented in the quarterly financial statements.



Bobby Kwon  
President and Chief Executive Officer



Juliet S. Woodfield, FCPA, FCA  
Vice-President of Corporate Services and  
Chief Financial Officer

Ottawa, Canada  
November 10, 2022

## CONDENSED INTERIM FINANCIAL STATEMENTS (UNAUDITED)

### Statement of Financial Position (Unaudited)

As at	Notes	September 30, 2022	March 31, 2022
<b>ASSETS</b>			
<b>Current assets</b>			
Cash and cash equivalents	4	\$ 217,201	\$ 66,814
Accounts receivable	5 , 12	31,687	24,268
Other assets	6	727	752
		<b>249,615</b>	<b>91,834</b>
<b>Non-current assets</b>			
Property and equipment		1,820	1,893
Right-of-use assets		2,797	2,949
		<b>4,617</b>	<b>4,842</b>
<b>Total assets</b>		<b>\$ 254,232</b>	<b>\$ 96,676</b>
<b>LIABILITIES</b>			
<b>Current liabilities</b>			
Accounts payable and accrued liabilities	7 , 12	\$ 40,374	\$ 38,669
Dividend payable	11	1,000	-
Advances		170,476	25,073
Deferred revenue	8	1,076	607
Deferred government funding	9	6,573	-
Lease liabilities	10	513	505
Employee benefits		1,196	1,110
		<b>221,208</b>	<b>65,964</b>
<b>Non-current liabilities</b>			
Lease liabilities	10	5,209	5,467
Employee benefits		156	173
		<b>5,365</b>	<b>5,640</b>
<b>Total liabilities</b>		<b>226,573</b>	<b>71,604</b>
<b>EQUITY</b>			
Contributed capital		10,000	10,000
Retained earnings		17,659	15,072
<b>Total equity</b>		<b>27,659</b>	<b>25,072</b>
<b>Total liabilities and equity</b>		<b>\$ 254,232</b>	<b>\$ 96,676</b>
Contingencies	17		

The accompanying notes are an integral part of the financial statements.

Authorized for issue on November 10, 2022



**Bobby Kwon**  
 President and Chief Executive Officer



**Juliet S. Woodfield, FCPA, FCA**  
 Vice-President of Corporate Services  
 and Chief Financial Officer



### Statement of Comprehensive Income (Loss) (Unaudited)

		For the three months ended September 30		For the six months ended September 30	
	Notes	2022	2021	2022	2021
<b>REVENUES</b>					
Fees for service	13	\$ 3,985	\$ 1,267	\$ 6,868	\$ 2,609
Other income	14	51	28	150	77
Finance income		1,508	45	1,691	94
		<b>5,544</b>	1,340	<b>8,709</b>	2,780
<b>GOVERNMENT FUNDING</b>					
Parliamentary appropriation	9	3,165	-	6,427	-
Transfers from Government of Canada	9	-	3,119	-	6,122
		<b>3,165</b>	3,119	<b>6,427</b>	6,122
<b>EXPENSES</b>					
Administrative expenses	15	5,976	6,017	12,159	12,173
Finance costs	10	45	55	91	104
		<b>6,021</b>	6,072	<b>12,250</b>	12,277
<b>Net income (loss) before gain on foreign exchange</b>		<b>2,688</b>	(1,613)	<b>2,886</b>	(3,375)
Gain on foreign exchange		314	222	701	5
<b>Net profit (loss)</b>		<b>\$ 3,002</b>	\$ (1,391)	<b>\$ 3,587</b>	\$ (3,370)
<b>OTHER COMPREHENSIVE INCOME ITEMS THAT WILL NOT BE RECLASSIFIED TO NET PROFIT (LOSS)</b>					
Actuarial gain on employee benefits obligation		-	-	-	-
<b>Total comprehensive income (loss)</b>		<b>\$ 3,002</b>	\$ (1,391)	<b>\$ 3,587</b>	\$ (3,370)

The accompanying notes are an integral part of the financial statements.

### Statement of Changes in Equity (Unaudited)

For the three and six months ended September 30, 2022	Note	Contributed Capital	Retained Earnings	Total
<b>BALANCE JUNE 30, 2022</b>		\$ 10,000	\$ 14,657	\$ 24,657
Net profit			3,002	3,002
<b>BALANCE SEPTEMBER 30, 2022</b>		\$ 10,000	\$ 17,659	\$ 27,659
<b>BALANCE MARCH 31, 2022</b>		\$ 10,000	\$ 15,072	\$ 25,072
Net profit			3,587	3,587
Dividend	11		(1,000)	(1,000)
<b>BALANCE SEPTEMBER 30, 2022</b>		\$ 10,000	\$ 17,659	\$ 27,659

For the three and six months ended September 30, 2021		Contributed Capital	Retained Earnings	Total
BALANCE JUNE 30, 2021		\$ 10,000	\$ 10,112	\$ 20,112
Net loss			(1,391)	(1,391)
<b>BALANCE SEPTEMBER 30, 2021</b>		\$ 10,000	\$ 8,721	\$ 18,721
BALANCE MARCH 31, 2021		\$ 10,000	\$ 12,091	\$ 22,091
Net loss			(3,370)	(3,370)
<b>BALANCE SEPTEMBER 30, 2021</b>		\$ 10,000	\$ 8,721	\$ 18,721

*The accompanying notes are an integral part of the financial statements.*

**Statement of Cash Flows (Unaudited)**

	Notes	For the three months ended September 30		For the six months ended September 30	
		2022	2021	2022	2021
<b>OPERATING ACTIVITIES</b>					
Net profit (loss)		\$ 3,002	\$ (1,391)	\$ 3,587	\$ (3,370)
Adjustments to determine net cash from (used in) operating activities:					
Depreciation property and equipment		68	67	137	136
Depreciation right-of-use assets		76	76	152	155
Employee benefit expense		48	46	96	93
Employee benefit payments		-	-	(27)	-
(Gain) loss on foreign exchange		(1,844)	(548)	(2,866)	156
Change in working capital from:					
Accounts receivable	5, 12	4,851	3,715	(7,419)	7,094
Other assets	6	77	(57)	25	(493)
Accounts payable and accrued liabilities	7, 12	25,243	23,362	1,705	10,867
Advances		134,984	(5,369)	145,403	(8,099)
Deferred revenue	8	388	(139)	469	(279)
Deferred government funding	9	(3,165)	(3,119)	6,573	6,878
Cash provided by operating activities		163,728	16,643	147,835	13,138
<b>INVESTING ACTIVITIES</b>					
Acquisitions of property and equipment		(40)	(53)	(64)	(53)
Cash used in investing activities		(40)	(53)	(64)	(53)
<b>FINANCING ACTIVITIES</b>					
Principal repayment of lease liabilities	10	(126)	(107)	(250)	(211)
Cash used in financing activities		(126)	(107)	(250)	(211)
Effect of exchange rate changes on cash and cash equivalents		1,844	548	2,866	(156)
Net increase in cash and cash equivalents		165,406	17,031	150,387	12,718
Cash and cash equivalents at the beginning of the period		51,795	45,135	66,814	49,448
<b>Cash and cash equivalents at the end of the period</b>		<b>\$ 217,201</b>	<b>\$ 62,166</b>	<b>\$ 217,201</b>	<b>\$ 62,166</b>
<b>Supplementary disclosure of cash flows from operating activities</b>					
Amount of interest received		\$ 1,296	\$ 45	\$ 1,460	\$ 94
Amount of interest paid		\$ 45	\$ 55	\$ 91	\$ 104

The accompanying notes are an integral part of the financial statements.

# NOTES TO THE CONDENSED INTERIM FINANCIAL STATEMENTS (UNAUDITED)

## 1. NATURE, ORGANIZATION AND FUNDING

The Canadian Commercial Corporation (the “Corporation”) was established in 1946 by the *Canadian Commercial Corporation Act* (“CCC Act”). The Corporation is wholly owned by the Government of Canada, is an agent Crown corporation listed in Part I of Schedule III of the *Financial Administration Act* (“FAA”) and is accountable for its affairs to Parliament through the Minister of International Trade, Export Promotion, Small Business and Economic Development (The “Minister”). The Corporation is domiciled and operates in Canada with a head office located at 350 Albert Street, Ottawa, Ontario.

The Corporation acts as the prime contracting agency for Canadian exporters when foreign governments, international organizations, or foreign private sector buyers wish to purchase products and services from Canada through the Government of Canada. The Corporation enters into prime contracts with these foreign buyers and into corresponding domestic contracts with Canadian exporters. Additionally, the Corporation enters into certain sourcing services agreements to procure goods and services for international end users on behalf of the Government of Canada and foreign governments.

The Corporation’s operations are funded by Fees for service, supplemented by funding from the Government of Canada.

In September 2008, the Corporation, together with a number of other Crown corporations, was issued a directive (P.C. 2008-1598) pursuant to Section 89 of the FAA, entitled *Order giving a direction to parent Crown corporations involved in commercial lending to give due consideration to the personal integrity of those they lend to or provide benefits to in accordance with Government’s policy to improve the accountability and integrity of federal institutions*. The Corporation implemented the directive effective January 1, 2010 and has remained compliant with the directive since then.

In July 2015, the Corporation was issued a directive (P.C. 2015-1110) pursuant to section 89 of the FAA to align its travel, hospitality, conference and event expenditure policies, guidelines and practices with Treasury Board policies, directives and related instruments on travel, hospitality, conference and event expenditures in a manner that is consistent with its legal obligations, and to report on the implementation of this directive in the Corporation’s next corporate plan. The Corporation implemented the directive in August 2016 and has remained compliant with the directive since then.

The Corporation is not subject to the provisions of the *Income Tax Act*.

## 2. BASIS OF PREPARATION

### (a) Compliance with International Financial Reporting Standards (IFRS)

These condensed interim financial statements have been prepared in accordance with the Treasury Board of Canada's Directive on Accounting Standards: GC 5200 Crown Corporations Quarterly Financial Reports using the International Financial Reporting Standards ("IFRS") accounting policies adopted in the Corporation's audited annual financial statements as at and for the year ended March 31, 2022. These condensed interim financial statements do not include all of the information required for full annual financial statements and should be read in conjunction with the Corporation's Annual Report and audited financial statements for the year ended March 31, 2022.

### (b) Basis of measurement

The financial statements have been prepared on the historical cost basis, except for as permitted by IFRS and to the extent material, the following items:

- Derivative financial instruments are measured at fair value through profit or loss.
- Accrued employee benefit liabilities for post-employment and other long-term employee benefit plans are recognized at the present value of the defined benefit obligations.

### (c) Use of estimates and judgments

The preparation of financial statements in accordance with IFRS requires management to make judgments, estimates and assumptions that affect the application of accounting policies, the reported amounts of assets and liabilities, the disclosure of contingent assets and liabilities at the date of the financial statements and the reported amounts of revenues and expenses during the year. Actual results could differ significantly from estimates resulting in significant differences in the related financial statement balances.

Estimates and underlying assumptions are reviewed on an ongoing basis and in detail as at the date of the financial statements. Any changes in estimates are reflected in the financial statements in the period in which they become known and in any future periods affected.

The Corporation's key sources of estimation uncertainty during the reporting period that may have a significant risk of causing a material adjustment to the carrying amounts of assets and liabilities are related to the measurement of expected credit loss for accounts receivable and unbilled revenue, the determination of the useful lives of property and equipment, the determination of employee benefit obligations, the determination of unsatisfied (or partially unsatisfied) performance obligations, the determination whether a contingent liability needs to be disclosed or a provision for contract remediation expenses or other contract related liabilities needs to be recognized and allocation of expenses to administer the DPSA.

The critical judgements that management has made in applying the Corporation's accounting policies and that have the most significant effect on the amounts recognized in the financial statements are related to the determination of the amount and timing of revenue recognition and related expenses, the accounting for cost recovery transactions, the allocation of indirect expenses related to administration of DPSA, the assessment whether there have been significant changes in credit risks impacting the expected credit loss for accounts receivable and unbilled revenue, the determination of right-of-use assets and lease liabilities and the determination of whether an item is recognized in the financial statements as a provision or disclosed as a contingent liability.

### ***Impact of COVID-19***

In addition to the significant estimates and the critical judgements mentioned previously, management has assessed the impact of the COVID-19 pandemic on the Corporation in the preparation of the financial statements based on available information without undue cost or effort and has not recognized any allowance for expected credit loss or provisions nor identified any contingent liabilities to disclose as a result of COVID-19 as at September 30, 2022. However, the evolution of both the magnitude and duration of the pandemic may result in future changes in estimates that may affect the timing of future revenue recognition, the accounting and disclosure for provisions, contingent liabilities and allowance for expected credit losses. Further information on the impact of COVID-19 on the Corporation is disclosed in note 12(d).

### **(d) Functional and presentation currency**

The Corporation's functional and presentation currency is the Canadian dollar.

## **3. SIGNIFICANT ACCOUNTING POLICIES**

The accounting policies applied in the preparation of these condensed interim financial statements are consistent with those disclosed in the Corporation's audited annual financial statements for the year ended March 31, 2022. In addition to the accounting policies disclosed previously, the Corporation applies the following accounting policy related to Parliamentary appropriations provided by the Government of Canada.

### ***Parliamentary appropriation***

A parliamentary appropriation that is not in the nature of contributed capital is recognized as funding in the year for which it is appropriated once authorized by the Parliament of Canada. An appropriation that is restricted by legislation and related to expenses of future periods is deferred and recognized as revenue in the period when the related expenses are incurred.

An authorized parliamentary appropriation used for the purchase of property and equipment is deferred and amortized on the same basis as the related asset.

The parliamentary appropriation for this fiscal year is to be used exclusively for the administration of the DPSA.

## 4. CASH AND CASH EQUIVALENTS

Cash and cash equivalents balances include advances received from foreign buyers and others not yet paid to Canadian exporters and, when applicable, amounts held back from Canadian exporters to be remitted at later dates in accordance with the terms and conditions of contracts. Also, see note 12 for a description of the Corporation's revolving line of credit that is included in the balance of Cash.

The component of cash and cash equivalents is as follows as at:

	<b>September 30, 2022</b>	March 31, 2022
Cash	\$ 177,201	\$ 66,814
Short term investments	40,000	-
Cash and cash equivalents	<b>\$ 217,201</b>	<b>\$ 66,814</b>

Cash and cash equivalents had the following balances by currency as at:

	<b>September 30, 2022</b>		March 31, 2022	
	<b>Original currency</b>	<b>Canadian dollars</b>	Original currency	Canadian dollars
Canadian dollars	183,279	\$ 183,279	32,827	\$ 32,827
U.S. dollars	24,326	33,319	26,793	33,478
Chinese renminbi	3,133	603	2,587	509
		<b>\$ 217,201</b>		<b>\$ 66,814</b>

## 5. ACCOUNTS RECEIVABLE

Accounts receivable include amounts that are due to the Corporation for Fees for service invoiced and yet to be collected, amounts due from foreign buyers related to amounts already paid to Canadian exporters and other amounts primarily from Canadian government organizations. These amounts are based on normal international trade terms and are generally non-interest bearing.

The Corporation's accounts receivable consisted of the following as at:

	<b>September 30, 2022</b>	March 31, 2022
Accounts receivable	\$ 18,518	\$ 24,329
Accrued receivables	13,242	11
Allowance for expected credit loss	(73)	(72)
	<b>\$ 31,687</b>	<b>\$ 24,268</b>

The accrued receivables include the parliamentary appropriation of \$13.0 million authorized for this fiscal year which has not been received.

The currency profile of the Corporation's accounts receivable was as follows as at:

	September 30, 2022		March 31, 2022	
	Original currency	Canadian dollars	Original currency	Canadian dollars
U.S. dollars	12,750	\$ 17,464	18,231	\$ 22,779
Canadian dollars	14,223	14,223	1,489	1,489
		\$ 31,687		\$ 24,268

Credit and market risks related to accounts receivable are disclosed in note 12.

## 6. OTHER ASSETS

The Corporation's other assets included the following as at:

	September 30, 2022	March 31, 2022
Prepaid expenses	\$ 628	\$ 657
Unbilled revenues	99	95
	\$ 727	\$ 752

## 7. ACCOUNTS PAYABLE AND ACCRUED LIABILITIES

Accounts payable and accrued liabilities represent amounts due related to the Corporation's administrative and operating expenses, amounts due to Canadian exporters from amounts received from foreign buyers and other miscellaneous amounts due. These amounts are due on normal trade terms.

The Corporation's accounts payable and accrued liabilities consisted of the following as at:

	September 30, 2022	March 31, 2022
Accounts payable	\$ 37,767	\$ 35,994
Accrued liabilities	2,607	2,675
	\$ 40,374	\$ 38,669



The currency profile of the Corporation's accounts payable and accrued liabilities was as follows as at:

	September 30, 2022		March 31, 2022	
	Original currency	Canadian dollars	Original currency	Canadian dollars
U.S. dollars	25,096	\$ 34,374	27,050	\$ 33,799
Canadian dollars	5,983	5,983	4,831	4,831
Chinese renminbi	88	17	199	39
		\$ 40,374		\$ 38,669

Market and liquidity risks related to accounts payable and accrued liabilities are disclosed in note 12.

## 8. DEFERRED REVENUE

A reconciliation of the Corporation's deferred revenue is as follows:

	September 30, 2022	March 31, 2022
Balance at the beginning of the year	\$ 607	\$ 405
Plus: additional deferred revenue, net of refunds	1,856	141
Plus: additional deferred revenue from cumulative catch-up adjustment	-	169
Less: amounts recognized as Fees for service or cost recovery	(908)	(209)
Impact of netting unbilled and deferred revenue from same contract	(479)	101
Balance at the end of the period	\$ 1,076	\$ 607

## 9. DEFERRED GOVERNMENT FUNDING

A parliamentary appropriation of \$13.0 million was authorized for the 2022-23 fiscal year. This funding is to be used exclusively for the costs of administration of the DPSA.

In May 2021, the Corporation received a transfer from the Government of Canada of \$13.0 million from the Department of Finance Canada for the 2021-22 fiscal year. This funding was recognized as revenue during the 2021-22 fiscal year and used exclusively to fund the DPSA administration costs. Those costs amounted to \$13.1 million for the 2021-22 fiscal year.

A reconciliation of the Corporation's deferred government funding is as follows:

	September 30, 2022	March 31, 2022
Balance at the beginning of the year	\$ -	\$ -
Plus: funding from the Government of Canada	13,000	13,000
Less: government funding revenue recognized	(6,427)	(13,000)
Balance at the end of the period	\$ 6,573	\$ -

During the three and six-month periods ended September 30, 2022, the Corporation recognized revenue from government funding of \$3.1 million and \$6.4 million respectively (for the three and six-month periods ended September 30, 2021 — \$3.1 million and \$6.1 million respectively) which amounted to the DPSA administration costs.

## 10. LEASE LIABILITIES

The Corporation's leasing activities relate to office space and office equipment.

In November 2014, the Corporation entered into a fifteen-year lease agreement for office space at the Corporation's current location. The lease payments commenced on December 1, 2016, and the lease expires at the end of November 2031 with an option to extend the term of the lease for an additional five years.

A reconciliation of the Corporation's lease liabilities is as follows:

	September 30, 2022	March 31, 2022
Balance at the beginning of the year	\$ 5,972	\$ 6,418
Interest expense	91	192
Lease payments	(341)	(638)
Balance at the end of the period	\$ 5,722	\$ 5,972

The lease liabilities are presented on the Statement of Financial Position as follows:

	September 30, 2022	March 31, 2022
Current	\$ 513	\$ 505
Non-current	5,209	5,467
	\$ 5,722	\$ 5,972

Interest expense related to lease liabilities are included in finance cost. For the three and six-month periods ended September 30, 2022, the Corporation's administrative expenses include \$212 and \$371 respectively (\$148 and \$354 for the three and six-month periods ended September 30, 2021) related to variable lease payments not included in the measurement of lease liabilities. For the three and six-month periods ended September 30, 2022 and September 30, 2021, there were no significant expenses related to leases of low-value assets and short-term leases for which the recognition exemption has been applied.

## 11. CAPITAL MANAGEMENT

For the preparation of these condensed interim financial statements, the Corporation's objective, definition and key strategies with respect to its capital are consistent with those disclosed in the Corporation's audited annual financial statements for the year ended March 31, 2022.

During the previous year, the Corporation developed a dividend policy to govern the issuance of dividends to its shareholder. The Corporation had not paid nor declared a dividend as at March 31, 2022. On June 7, 2022, in alignment with the dividend policy, the Corporation's Board of Directors approved the issuance of a dividend of \$1.0 million payable to its shareholder.

The Corporation's breakdown of supply of capital was as follows as at:

	September 30, 2022	March 31, 2022
Contributed capital	\$ 10,000	\$ 10,000
Retained earnings	17,659	15,072
	<b>\$ 27,659</b>	<b>\$ 25,072</b>

## 12. RISK MANAGEMENT AND FINANCIAL INSTRUMENTS

As described in the Corporation's Annual Report and audited financial statements for the year ended March 31, 2022, the Corporation is exposed to credit risk, market risk and liquidity risk as a result of holding financial instruments.

The following section is a description of the most significant risks associated with financial instruments and how the Corporation manages its risk exposure.

### (a) Credit risk

Credit risk is the risk that one party to a financial instrument will cause a financial loss for the other party by failing to discharge an obligation. The credit risk arises principally from the Corporation's cash and cash equivalents, accounts receivable and unbilled revenue which includes Fees for service due to the Corporation. The carrying amount of financial assets recorded in the financial statements represents the maximum exposure to credit risk.

### ***Cash and cash equivalents***

The Corporation invests surplus funds to earn investment income with the objective of maintaining safety of principal and providing adequate liquidity to meet cash flow requirements. The Corporation's exposure to credit risk from investing cash and cash equivalents is minimized through compliance with the Corporation's Board of Directors approved investment policy, which specifies approved investment instruments and portfolio limits. The Corporation invests cash and cash equivalents in highly liquid demand deposits and temporary investments with a Canadian chartered bank. Investments must maintain credit ratings at or above thresholds identified from at least two of the agencies listed below:

- Moody's rating of P1
- Standard and Poor's ("S&P") rating of A1
- Dominion Bond Rating Service ("DBRS") rating of R1 (low)

### ***Accounts receivable***

The Corporation has credit risk related to accounts receivable which includes Fees for service revenue and other amounts owed to the Corporation. Other amounts include situations where the Corporation may agree to pay DPSA and non-DPSA invoices at the request of Canadian exporters prior to receiving funds from the US Department of Defence or other foreign buyers.

Since the DPSA foreign buyer is rated AAA by recognized rating agencies, the credit exposure is minimized to acceptable levels. For non-DPSA foreign buyers, the Corporation assesses the credit risk to ensure it is also within acceptable levels.

As at September 30, 2022, 94% (March 31, 2022 — 63%) of the Corporation's accounts receivable were from AAA credit rated counterparties.

The Corporation measures a loss allowance on accounts receivable equal to the lifetime expected credit loss. The lifetime expected credit loss is estimated based on the Corporation's historical credit loss experience adjusted for factors specific to foreign buyers or other entities including credit risk rating, general economic conditions, an assessment of both the current and forecasted direction of conditions at the reporting date as well as the impact of any unresolved contract issues on the collectability of accounts receivable. The allowance for expected credit loss is related to credit risks identified that are associated to individual accounts receivable balances.

The following table shows the movement in lifetime expected credit loss that has been recognized for accounts receivable in accordance with the simplified approach set out in *IFRS 9*:

	September 30, 2022	March 31, 2022
Balance at the beginning of the year	\$ 72	\$ 146
Net remeasurement of loss allowance	-	(32)
Amounts written off	-	(42)
Loss on foreign exchange	1	-
Balance at the end of the period	\$ 73	\$ 72

When applicable, changes in allowance for expected credit loss are included in the Other expenses component of Administrative expenses.

As at September 30, 2022, the Corporation recognized a loss allowance for expected credit loss of \$16 (March 31, 2022 — \$15) related to accounts receivable from foreign buyers and other entities arising from contracts with customers. There has been no change in the estimation techniques or significant assumptions made during the current reporting period.

The maximum exposure to credit risk for accounts receivable by geographic region was as follows as at:

	September 30, 2022	March 31, 2022
United States	\$ 15,426	\$ 14,032
Canada	14,200	1,329
Asia *	1,391	8,231
Central America and Caribbean	455	484
Africa	210	192
South America	5	-
	\$ 31,687	\$ 24,268

\* Includes Middle East

Accounts receivable are considered past due when the payer has failed to make the payment by the contractual due date. The ageing profile of the Corporation's past due accounts receivable was as follows as at:

	September 30, 2022	March 31, 2022
< 30 days	\$ 338	\$ 1,277
> 30 days and < 180 days	3,675	1,344
> 180 days	2,632	2,941
	\$ 6,645	\$ 5,562

Except for the amounts included in allowance for expected credit loss, all overdue accounts receivable are considered fully collectable as at September 30, 2022 as it is normal for the Corporation to encounter delays in collecting certain accounts receivable as a result of the foreign environment in which it operates.

When applicable, accounts receivable from the ABP contract covered by payments expected to be received beyond 12 months after the reporting period are presented as long term. As at September 30, 2022 and March 31, 2022, there were no long-term receivables related to the ABP contract. When applicable, these receivables are categorized as level 2 in the fair value hierarchy and the Corporation assesses if their fair value approximates their carrying value using the income approach.

### **(b) Market risk**

Market risk is the risk that the fair value or future cash flows of a financial instrument will fluctuate because of changes in market rates. Market risk comprises three types of risk: currency risk, interest rate risk and other price risk. The Corporation is not exposed to significant interest rate risk or other price risk, however, as noted below, does have currency risk exposure. The Corporation has no significant derivatives or embedded derivatives that require recognition as an asset or liability on the Statement of Financial Position.

#### ***Currency Risk***

Currency risk is the risk that the fair value or future cash flows of a financial instrument will fluctuate because of changes in foreign exchange rates. The Corporation is exposed to foreign currency risk on its accounts receivable and accounts payable denominated in foreign currencies due to timing differences between their initial recognition and the actual receipt or payment of cash. As at September 30, 2022, the Corporation's currency risk exposure is minimal.

### **(c) Liquidity risk**

Liquidity risk is the risk that an entity will encounter difficulty in meeting obligations associated with financial liabilities that are settled by delivering cash or another financial asset.

Liquidity risk is minimized through compliance with the Corporation's investment policy whereby cash and cash equivalents are invested in highly liquid demand deposits and temporary investments with a Canadian financial institution in order to meet financial obligations on a timely basis.

A potential claim for damages for non-performance of outstanding contracts could create liquidity risk for the Corporation. To mitigate this risk, the Corporation has contractual recourse that consists of, in all material respects, back-to-back contractual obligations from Canadian exporters in an amount equal to the value of the contract. In addition, the Corporation receives an indemnity from the exporter against any additional costs incurred by entering into the back-to-back contractual relationship. In order to further mitigate its overall liquidity risk

exposure from non-performance on contracts, the Corporation may supplement this recourse by requiring the Canadian exporter to provide commercial securities including holdbacks, bank guarantees, surety bonds, parent guarantees, insurance assignments, property liens, personal guarantees and shareholder cash to be held in trust with the Corporation.

As part of the normal course of business, management assesses the likelihood of any contingent liabilities. Contingent liabilities with respect to certain unresolved contract issues are disclosed in note 17(b).

Under contract terms, other than DPSA related contracts, payments to Canadian exporters are usually not made in advance of receipt of payment from foreign buyers, and therefore do not expose the Corporation to liquidity risk.

The CCC Act permits the Corporation to borrow from the Consolidated Revenue Fund or enter into other credit arrangements or indemnities from other sources for an amount not to exceed \$90.0 million.

The Corporation has a revolving credit facility providing access to funds in the amount of \$40.0 million (March 31, 2022 — \$40.0 million) Canadian or its U.S. dollar equivalent. The credit facility is used exclusively for the Corporation's working capital requirements to facilitate payments to Canadian exporters under the DPSA business line.

As per contractual terms in the DPSA business line, the Corporation commits to payments to Canadian exporters within thirty days on most contracts. For the International contracts, the Corporation commits to payments within two to five business days from receipt of payments from the foreign buyer. At times, collection of amounts from the foreign buyer on DPSA contracts can take more than thirty days. This can occasionally result in the Corporation using the credit facility in the normal course of operations. Indebtedness under this agreement is unsecured and this credit facility has an expiry date of December 31, 2022 subject to extension by the Minister of Finance or the approval of a corporate plan. As at September 30, 2022, the draw on this line of credit was nil (March 31, 2022 — nil).

**Accounts payable and accrued liabilities**

Accounts payable and accrued liabilities are due on normal trade terms. The maturity profile of the Corporation's accounts payable and accrued liabilities was as follows as at:

	September 30, 2022	March 31, 2022
< 1 year	\$ 40,374	\$ 38,669
	\$ 40,374	\$ 38,669

## (d) Risk associated to COVID-19

The COVID-19 pandemic has impacted the following risks for the Corporation:

### ***Business environment risk***

COVID-19 may impact the Corporation's foreign buyer procurement requirements which could result in decreased demand for the Corporation's services and therefore, impacting its revenue generating potential. The Corporation monitors environmental changes resulting from COVID-19 to manage this risk and adapts processes as necessary. Additionally, the magnitude of the adverse economic impact of COVID-19 may differ from one country to another which may impact the credit risk associated to the Corporation's Accounts receivable and Unbilled revenue from its foreign buyers. To manage this risk, the Corporation closely monitors the aging of its Accounts receivable and Unbilled revenue and monitors the general economic conditions of its foreign buyers to determine whether there has been an increase in credit risk and whether any allowance for expected credit loss should be recognized. As at September 30, 2022 and March 31, 2022, the Corporation's allowance for expected credit loss are not related to the COVID-19 pandemic.

### ***Supplier performance risk***

Supplier performance risk remains elevated reflecting the impact of COVID-19 on the Corporation's exporters. Not only are exporters directly affected, but the pandemic's impact on supply chains has presented challenges to exporters while delivering their products and services as per contractual obligations. To manage this risk, the Corporation monitors the financial, managerial, and technical capabilities of its exporter portfolio and assesses whether any provision for contract remediation should be recognized or a contingent liability disclosed. As at September 30, 2022 and March 31, 2022, the Corporation has not recognized any provisions nor identified any contingent liabilities to disclose as a result of the COVID-19 pandemic's impact in supplier performance.

## 13. REVENUE FROM CONTRACTS WITH CUSTOMERS

### (a) Disaggregation of Fees for service revenue

The sources of the Corporation's Fees for service revenue were as follows:

	For the three months ended September 30		For the six months ended September 30	
	2022	2021	2022	2021
International business	\$ 3,023	\$ 525	\$ 4,907	\$ 1,115
Lottery programs	134	219	266	449
	\$ 3,157	\$ 744	\$ 5,173	\$ 1,564
Government of Canada initiatives	828	523	1,695	1,045
	\$ 3,985	\$ 1,267	\$ 6,868	\$ 2,609



### (b) Unsatisfied (or partially unsatisfied) performance obligations

Unsatisfied, or partially unsatisfied, contractual performance obligations are mostly due to services which are yet to be provided by the Corporation over the remaining duration of the contract. The following table sets out the estimated transaction prices allocated to unsatisfied, or partially unsatisfied contracted performance obligations of the Corporation to be met in the future and the estimated timing of revenue recognition as at September 30, 2022. Actual amounts may differ from these estimates due to a variety of factors, including the unpredictable nature of customer behaviour, industry regulation and the economic and political environments in which the Corporation operates.

	September 30, 2022
< 1 year	\$ 25,587
> 1 year	14,435
	\$ 40,022

The above amounts do not include the variable consideration portions as they cannot be reliably estimated.

## 14. OTHER INCOME

The Corporation earns other income from various sources which are typically not from international business activities. The table below illustrates the sources of other income:

	For the three months ended September 30		For the six months ended September 30	
	2022	2021	2022	2021
Discounting income	\$ 39	\$ 13	\$ 86	\$ 46
Miscellaneous income	12	15	64	31
	\$ 51	\$ 28	\$ 150	\$ 77

## 15. ADMINISTRATIVE EXPENSES

Administrative expenses are as follows:

	For the three months ended September 30		For the six months ended September 30	
	2022	2021	2022	2021
Workforce compensation and related expenses	\$ 4,210	\$ 4,376	\$ 8,491	\$ 8,794
Contract management services	650	634	1,300	1,284
Consultants	301	299	649	677
Rent and related expenses	240	192	426	450
Software, hardware and support	179	198	408	396
Depreciation	144	143	289	291
Travel and hospitality	118	34	283	35
Communications	82	50	179	105
Other expenses	52	91	134	141
	<b>\$ 5,976</b>	<b>\$ 6,017</b>	<b>\$ 12,159</b>	<b>\$ 12,173</b>

## 16. RELATED PARTY TRANSACTIONS

The Corporation is related in terms of common ownership to all Government of Canada departments, agencies and Crown corporations. The Corporation enters into transactions with these entities in the normal course of business, under the same terms and conditions that apply to unrelated parties, and as such the transactions approximate fair value.

## 17. CONTINGENCIES

### (a) Collateral

The value of outstanding deliverables to be performed by Canadian exporters for which the Corporation, on behalf of the Government of Canada, has guaranteed performance to foreign government buyers was \$8.7 billion as at September 30, 2022 (March 31, 2022 — \$7.8 billion).

To manage performance risk of outstanding deliverables, the Corporation has contractual recourse that consists, in all material respects, of corresponding deliverables from Canadian exporters in the same amount. The collateral pledged by Canadian exporters is to mitigate counterparty risk to the deliverables guaranteed by the Corporation in the event of non-performance claims against the Corporation for reasons related to the Canadian exporter failing to perform per the terms and conditions of contracts. The types of collateral the Corporation may require the Canadian exporter to provide are various commercial securities including holdbacks, bank guarantees, surety bonds, parent guarantees, insurance assignments, property liens, personal guarantees and shareholder cash held in trust with the Corporation.

As at September 30, 2022, commercial securities that have been pledged to the Corporation as collateral by Canadian exporters in the unlikely event of their contractual non-performance are in the form of surety bonds and parent guarantees totalling \$7.6 billion (March 31, 2022 — \$7.2 billion) which approximate their fair value.

**(b) Other contingent liabilities**

As part of the normal course of business, management assesses the likelihood of any contingent liabilities. As of September 30, 2022, the Corporation has certain unresolved contract issues that are being actively managed towards resolution. Except for the amounts included in allowance for expected credit loss (note 12(a)), any financial impact on the Corporation, including the potential for future contract remediation expenses, cannot be reasonably estimated at this time.