




Industry  
Canada

Industrie  
Canada


QUEEN  
HD  
9710  
.C22  
A8  
2002

# AUTOMOTIVE TRADE 2000



Canada

# AUTOMOTIVE TRADE 2000



Aerospace and Automotive Branch  
Industry Canada  
235 Queen Street  
Ottawa, Ontario  
K1A 0H5

Tel: (613) 952-7254  
Fax: (613) 952-8088

E-mail address: [automotive.Canada@ic.gc.ca](mailto:automotive.Canada@ic.gc.ca)

February 2002

---

---

## TABLE OF CONTENTS

---

---

*Page No.*

Canadian Automotive Trade Overview – 2000.....4

---

### **Imports**

---

Table 1 – Automotive Imports Summary.....8  
Table 2 – Automotive Imports by Selected Countries – 2000.....9  
Table 3 – Automotive Imports by Selected Countries – 1999.....10  
Table 4 – Automotive Imports by Selected Countries – 1998.....11  
Table 5 – Automotive Imports by Selected Countries – 1997.....12  
Table 6 – Automotive Imports by Selected Countries – 1996.....13  
Table 7 – Automotive Imports by Selected Countries – 1995.....14  
Table 8 – Automotive Imports by Selected Countries – 1994.....15  
Table 9 – Automotive Imports by Selected Countries – 1993.....16  
Table 10 – Automotive Imports by Selected Countries – 1992.....17

---

### **Exports**

---

Table 11 – Automotive Exports Summary.....19  
Table 12 – Automotive Exports to Selected Countries – 2000.....20  
Table 13 – Automotive Exports to Selected Countries – 1999.....21  
Table 14 – Automotive Exports to Selected Countries – 1998.....22

Table 15 – Automotive Exports to Selected Countries – 1997.....	23
Table 16 – Automotive Exports to Selected Countries – 1996.....	24
Table 17 – Automotive Exports to Selected Countries – 1995.....	25
Table 18 – Automotive Exports to Selected Countries – 1994.....	26
Table 19 – Automotive Exports to Selected Countries – 1993.....	27
Table 20 – Automotive Exports to Selected Countries – 1992.....	28

---

## **Trade Balances**

---

Table 21 – Automotive Trade Balance Summary.....	30
Table 22 – Automotive Trade Balance with Selected Countries – 2000.....	31
Table 23 – Automotive Trade Balance with Selected Countries – 1999.....	32
Table 24 – Automotive Trade Balance with Selected Countries – 1998.....	33
Table 25 – Automotive Trade Balance with Selected Countries – 1997.....	34
Table 26 – Automotive Trade Balance with Selected Countries – 1996.....	35
Table 27 – Automotive Trade Balance with Selected Countries – 1995.....	36
Table 28 – Automotive Trade Balance with Selected Countries – 1994.....	37
Table 29 – Automotive Trade Balance with Selected Countries – 1993.....	38
Table 30 – Automotive Trade Balance with Selected Countries – 1992.....	39

### **NOTES:**

**The tables presented in this publication are compiled by Aerospace and Automotive Branch of Industry Canada based on Statistics Canada trade data.**

**For purposes of this publication Europe includes: Austria, Belgium, Denmark, Finland, France, Germany, Greece, Ireland, Italy, Luxemburg, Netherlands, Portugal, Spain, Sweden and the United Kingdom.**

**All the trade numbers presented are based on the North American Industry Classification System (NAICS), which is a new classification system that is being used by Canada, the U.S., and Mexico. The statistics in the previous publications were based on Statistics Canada's Harmonized System product codes. Despite efforts to reconcile the differences, discrepancies in some statistics resulted from the change from HS codes to NAICS by Statistics Canada.**

---

---

## AUTOMOTIVE TRADE OVERVIEW – 2000

---

---

### Production

In 2000, Canadian light vehicle production reached 3.0 million units, the second best year in history.

### Sales

Canadian motor vehicle sales reached 1.6 million units in 2000, a 3% increase over 1999. Passenger car sales increased by 5 percent while light truck sales increased by 1 percent.

United States motor vehicle sales reached 17.8 million units in 2000, a 2 percent increase over 1999. Passenger car sales increased 2 percent while light truck sales increased by 4 percent.

### Imports

In 2000, total Canadian automotive imports reached \$79.2 billion, an increase of over 2 per cent from 1999. Motor vehicles which account for 38 percent of Canadian automotive imports totalled \$30.0 billion (+7 percent). Parts imports totalled \$44.4 billion and account for 56.1 percent of total Canadian automotive imports (+0 percent).

### *Specific Country Imports*

#### United States

Imports from the United States totalled \$64.0 billion. Motor vehicle imports from the United States totalled \$21.2 billion while parts imports amounted to \$38.8 billion.

#### Japan

Imports from Japan totalled \$5.5 billion. Motor vehicle imports from Japan totalled \$3.4 billion while parts imports totalled \$1.9 billion.

#### Mexico

Imports from Mexico totalled \$5.0 billion. Motor vehicle imports from Mexico totalled \$2.7 billion while parts imports totalled \$2.2 billion.

### **Europe (not including Germany)**

Imports from Europe totalled \$1.4 billion. Motor vehicle imports from Europe totalled 0.6 billion while parts imports totalled \$0.61 billion.

Imports from Germany totalled \$1.5 billion. Motor vehicle imports from Germany totalled \$1.2 billion while parts imports totalled \$0.23 billion.

### **Exports**

In 2000, total Canadian automotive exports totalled \$91.4 billion, approximately equal to 1999. Motor vehicle exports reached \$67.2 billion while parts exports were \$20.8 billion.

### **Specific Country Exports**

#### **United States**

Exports to the United States were \$89.9 billion, which represented 98 percent of all exports. Motor vehicle exports were \$66.8 billion while parts exports totalled \$19.9 billion.

### **Japan**

Total exports to Japan were \$157 million, with \$131 million in motor vehicle and \$11 million in parts exports.

### **Mexico**

Total exports to Mexico were \$534 million. Motor vehicle exports totalled \$113 million while parts exports were \$405 million.

### **Europe (not including Germany)**

Total exports to Europe totalled \$235 million. Motor vehicle exports totalled \$62 million while parts exports were \$148 million.

Exports to Germany totalled \$47 million. Motor vehicle exports totalled \$8 million while parts exports were \$35 million.

### **Trade Balances**

In 2000, Canada had a trade surplus of \$13.5 billion in total automotive products (vehicles, parts, bodies, trailers, motor homes and rubber products).

Motor vehicle trade resulted in a surplus of \$37.5 billion. Parts trade yielded a deficit of \$22.8 billion for Canada.


Trade with the United States resulted in a trade surplus of \$45.7 billion in motor vehicles and a trade deficit of \$18.7 billion in parts.

### Major Trading Partners

Country	Imports (\$ billions)	% of Total	Exports (\$ billions)	% of Total
United States	\$64.0	80.8	\$89.9	98.4
Japan	\$5.5	7.0	\$0.2	0.2
Mexico	\$5.0	6.3	\$0.5	0.6
Europe (including Germany)	\$1.4	1.8	\$0.2	0.3
Germany	\$1.5	1.8	\$0.05	0.1
Others	\$1.8	2.3	\$0.55	0.4
<b>Total</b>	<b>\$79.2</b>		<b>\$91.4</b>	



# IMPORTS





**Automotive Imports Summary**  
(\$000)

**Table 1**

	1992	1993	1994	1995	1996	1997	1998	1999	2000	% Change 99/00
Rubber and Plastic Hose/Belting	253 571	324 710	409 891	475 513	511 320	679 409	703 220	734 221	761 873	4
Tires Manufacturing	941 050	1 103 634	1 264 526	1 443 476	1 378 933	1 568 059	1 771 331	2 017 561	2 167 989	7
<b>Total Automotive Rubber Products</b>	<b>1 194 621</b>	<b>1 428 344</b>	<b>1 674 417</b>	<b>1 918 989</b>	<b>1 890 253</b>	<b>2 247 468</b>	<b>2 474 551</b>	<b>2 751 782</b>	<b>2 929 862</b>	<b>6</b>
Light Vehicles	13 524 046	14 027 107	16 702 109	16 265 941	17 043 928	21 727 943	21 913 095	24 213 055	26 819 551	11
Medium and Heavy -Duty Trucks	877 081	1 375 630	2 133 435	2 327 460	2 040 463	2 763 011	3 250 896	3 832 969	3 214 907	- 16
<b>Total Motor Vehicle</b>	<b>14 401 127</b>	<b>15 402 737</b>	<b>18 835 544</b>	<b>18 593 401</b>	<b>19 084 391</b>	<b>24 490 954</b>	<b>25 163 991</b>	<b>28 046 024</b>	<b>30 034 458</b>	<b>7</b>
Motor Vehicle Body	143 877	190 972	221 989	286 063	234 390	327 155	372 163	434 523	357 824	- 18
Truck Trailer Manufacturing	234 561	292 926	419 130	517 236	429 451	557 830	826 112	822 079	848 381	3
Motor Home, Travel and Camper	324 770	342 433	307 079	319 281	401 543	499 880	560 299	535 770	549 149	2
<b>Total Body, Trailer and Motor Home</b>	<b>703 208</b>	<b>826 331</b>	<b>948 198</b>	<b>1 122 580</b>	<b>1 065 384</b>	<b>1 384 865</b>	<b>1 758 574</b>	<b>1 792 372</b>	<b>1 755 354</b>	<b>- 2</b>
Automotive Stampings	1 610 840	1 825 953	1 770 721	2 223 966	2 143 981	2 398 253	2 204 283	2 370 588	2 315 618	- 2
Electrical Systems	1 579 900	2 052 632	2 557 586	2 600 035	2 681 291	2 998 467	3 266 040	3 707 574	3 644 727	- 2
Engines and Assemblies	3 649 575	4 679 425	5 711 494	5 893 820	6 498 653	7 217 408	8 753 469	10 702 210	10 812 322	1
Motor Vehicle Trans. & Power Train	3 313 940	4 180 331	4 968 390	5 269 664	5 148 712	6 203 116	6 971 408	7 906 834	7 505 298	- 5
Plastic Part	61 379	67 843	134 339	144 223	138 238	165 573	197 148	240 696	234 139	- 3
Seating and Interior Trim	697 193	988 826	1 213 140	807 662	845 072	945 786	952 766	1 039 443	1 111 027	7
Steering and Suspension Components	1 368 252	1 813 140	2 081 422	2 175 199	2 097 585	2 488 779	2 849 222	3 312 974	3 332 064	1
Wheel and Brake Systems	895 865	1 279 635	1 557 561	1 619 264	1 662 016	1 915 972	2 020 660	2 205 570	2 022 861	- 8
Other Parts and Accessories	4 951 946	6 096 387	8 581 419	8 912 430	9 042 833	9 858 922	11 579 507	13 172 248	13 466 900	2
<b>Total Parts</b>	<b>18 128 890</b>	<b>22 984 172</b>	<b>28 576 072</b>	<b>29 646 263</b>	<b>30 258 381</b>	<b>34 192 276</b>	<b>38 794 503</b>	<b>44 658 137</b>	<b>44 444 956</b>	<b>0</b>
<b>Total</b>	<b>34 427 846</b>	<b>40 641 584</b>	<b>50 034 231</b>	<b>51 281 233</b>	<b>52 298 409</b>	<b>62 315 563</b>	<b>68 191 619</b>	<b>77 248 315</b>	<b>79 164 630</b>	<b>2</b>

**Automotive Imports by Selected Countries - 2000**  
**(\$000)**

**Table 2**

	U.S.	Japan	Mexico	Europe	Germany	China	Korea	Brazil	Argentina	Chile	India	Other Countries	Total
Rubber and Plastic Hose/Belting	644 181	42 969	22 449	23 700	7933	661	6 186	509	2	3	315	12 965	761 873
Tires Manufacturing	1 598 268	186 116	8 039	161 338	14 415	30 934	88 220	22 782	4 993	2 146	904	49 834	2 167 989
<b>Total Automotive Rubber Products</b>	<b>2 242 449</b>	<b>229 085</b>	<b>30 488</b>	<b>185 038</b>	<b>22 348</b>	<b>31 595</b>	<b>94 406</b>	<b>23 291</b>	<b>4 995</b>	<b>2 149</b>	<b>1 219</b>	<b>62 799</b>	<b>2 929 862</b>
Light Vehicles	18 188 738	3 372 754	2 711 332	560 847	1 197 818	71	723 858	59 643	0	0	1	4 489	26 819 551
Medium and Heavy -Duty Trucks	3 053 868	47 239	19 147	38 607	329	0	38	0	0	0	1	55 678	3 214 907
<b>Total Motor Vehicle</b>	<b>21 242 606</b>	<b>3 419 993</b>	<b>2 730 479</b>	<b>599 454</b>	<b>1 198 147</b>	<b>71</b>	<b>723 896</b>	<b>59 643</b>	<b>0</b>	<b>0</b>	<b>2</b>	<b>60 167</b>	<b>30 034 458</b>
Motor Vehicle Body	338 359	149	3 960	4 533	2 310	0	119	5 304	0	0	2	3 088	357 824
Truck Trailer Manufacturing	794 332	945	24 425	5 034	2 629	14 180	467	197	2	0	170	6 000	848 381
Motor Home, Travel and Camper	540 821	6 056	365	99	1 209	10	0	0	0	0	0	589	549 149
<b>Total Body,Trailer and Motor Home</b>	<b>1 673 512</b>	<b>7 150</b>	<b>28 750</b>	<b>9 666</b>	<b>6 148</b>	<b>14 190</b>	<b>586</b>	<b>5 501</b>	<b>2</b>	<b>0</b>	<b>172</b>	<b>9 677</b>	<b>1 755 354</b>
Automotive Stampings	2 281 145	15 339	5 098	620	1 959	21	580	30	0	0	85	10 741	2 315 618
Electrical Systems	2 345 903	106 760	866 899	89 818	19 076	128 879	5 001	3 552	160	0	1 010	77 669	3 644 727
Engines and Assemblies	9 584 221	482 838	454 848	167 568	70 702	2 788	3 079	2 339	211	0	147	43 581	10 812 322
Motor Vehicle Trans. & Power Train	6 720 525	589 195	47 294	90 210	19 221	2 513	11 708	7 165	5	5	1 928	15 529	7 505 298
Plastic Part	210 081	5 505	1 479	2 339	2 968	624	730	26	0	0	6	10 381	234 139
Seating and Interior Trim	784 838	27 559	282 446	8 704	2 835	3 245	100	150	0	0	134	1 016	1 111 027
Steering and Suspension Comp.	3 057 929	106 877	50 792	33 759	19 008	729	2 298	1 496	199	0	2 179	56 798	3 332 064
Wheel and Brake Systems	1 756 427	54 068	59 412	21 594	23 280	38 762	6 528	31 612	1 823	214	985	28 156	2 022 861
Other Parts and Accessories	12 062 001	474 847	405 312	192 837	66 946	40 900	20 184	54 381	26	3	4 607	144 856	13 466 900
<b>Total Parts</b>	<b>38 803 070</b>	<b>1 862 988</b>	<b>2 173 580</b>	<b>607 449</b>	<b>225 995</b>	<b>218 461</b>	<b>50 208</b>	<b>100 751</b>	<b>2 424</b>	<b>222</b>	<b>11 081</b>	<b>388 727</b>	<b>44 444 956</b>
<b>Total</b>	<b>63 961 637</b>	<b>5 519 216</b>	<b>4 963 297</b>	<b>1 401 607</b>	<b>1 452 636</b>	<b>264 317</b>	<b>869 096</b>	<b>189 186</b>	<b>7 421</b>	<b>2 371</b>	<b>12 474</b>	<b>521 370</b>	<b>79 164 630</b>

NOTE: Europe excluding Germany

**Automotive Imports by Selected Countries - 1999**  
(\$000)

**Table 3**

	U.S.	Japan	Mexico	Europe	Germany	China	Korea	Brazil	Argentina	Chile	India	Other Countries	Total
Rubber and Plastic Hose/Belting	627 882	37 385	14 454	20 664	7 981	484	7 246	1 185	8	0	150	16 782	734 221
Tires Manufacturing	1 503 003	180 110	6 846	143 459	16 604	21 223	79 597	23 317	1 451	979	914	40 058	2 017 561
<b>Total Automotive Rubber Products</b>	<b>2 130 885</b>	<b>217 495</b>	<b>21 300</b>	<b>164 123</b>	<b>24 585</b>	<b>21 707</b>	<b>86 843</b>	<b>24 502</b>	<b>1 459</b>	<b>979</b>	<b>1 064</b>	<b>56 840</b>	<b>2 751 782</b>
Light Vehicles	17 348 306	3 088 780	1 624 071	482 746	1 195 190	0	471 279	0	0	0	0	2 683	24 213 055
Medium and Heavy -Duty Trucks	3 614 108	31 533	48 228	35 227	16	0	0	5	0	0	10	103 842	3 832 969
<b>Total Motor Vehicle</b>	<b>20 962 414</b>	<b>3 120 313</b>	<b>1 672 299</b>	<b>517 973</b>	<b>1 195 206</b>	<b>0</b>	<b>471 279</b>	<b>5</b>	<b>0</b>	<b>0</b>	<b>10</b>	<b>106 525</b>	<b>28 046 024</b>
Motor Vehicle Body	419 459	1 309	3 948	8 099	393	7	215	20	0	0	0	1 073	434 523
Truck Trailer Manufacturing	782 177	735	13 283	3 761	4 731	6 882	3 028	26	0	6	33	7 417	822 079
Motor Home, Travel and Camper	527 487	6 967	650	90	21	2	0	0	0	0	0	553	535 770
<b>Total Body, Trailer and Motor Home</b>	<b>1 729 123</b>	<b>9 011</b>	<b>17 881</b>	<b>11 950</b>	<b>5 145</b>	<b>6 891</b>	<b>3 243</b>	<b>46</b>	<b>0</b>	<b>6</b>	<b>33</b>	<b>9 043</b>	<b>1 792 372</b>
Automotive Stampings	2 338 554	16 554	2 493	957	1 718	5	434	93	0	0	43	9 737	2 370 588
Electrical Systems	2 436 423	75 106	911 580	55 535	16 351	142 032	2 050	4 389	189	0	1 542	62 377	3 707 574
Engines and Assemblies	9 429 348	640 124	426 901	113 923	45 358	1 517	2 354	3 709	163	26	154	38 633	10 702 210
Motor Vehicle Trans. & Power Train	7 082 780	603 296	44 756	116 593	19 244	5 333	12 964	3 817	17	0	1 763	16 271	7 906 834
Plastic Part	222 476	3 802	1 095	1 784	3 017	345	695	25	0	0	1	7 456	240 696
Seating and Interior Trim	787 386	17 876	222 297	7 291	2 400	1 440	43	142	0	0	5	563	1 039 443
Steering and Suspension Comp.	3 037 757	93 138	55 166	34 842	21 384	666	1 756	4 344	142	0	1 426	62 353	3 312 974
Wheel and Brake Systems	1 955 820	60 607	56 477	19 350	15 639	36 228	5 910	22 509	531	119	3 083	29 297	2 205 570
Other Parts and Accessories	11 929 854	325 826	419 767	179 633	60 568	30 928	12 759	57 710	16	5	6 417	148 765	13 172 248
<b>Total Parts</b>	<b>39 220 398</b>	<b>1 836 329</b>	<b>2 140 532</b>	<b>529 908</b>	<b>185 679</b>	<b>218 494</b>	<b>38 965</b>	<b>96 738</b>	<b>1 058</b>	<b>150</b>	<b>14 434</b>	<b>375 452</b>	<b>44 658 137</b>
<b>Total</b>	<b>64 042 820</b>	<b>5 183 148</b>	<b>3 852 012</b>	<b>1 223 954</b>	<b>1 410 615</b>	<b>247 092</b>	<b>600 330</b>	<b>121 291</b>	<b>2 517</b>	<b>1 135</b>	<b>15 541</b>	<b>547 860</b>	<b>77 248 315</b>

NOTE: Europe excluding Germany

Automotive Imports by Selected Countries - 1998  
(\$000)

Table 4

	U.S.	Japan	Mexico	Europe	Germany	China	Korea	Brazil	Argentina	Chile	India	Other Countries	Total
Rubber and Plastic Hose/Belting	606 453	37 947	7 973	23 036	7 928	172	6 668	112	0	0	216	12 715	703 220
Tires Manufacturing	1 323 962	172 375	2 877	105 537	14 724	15 162	81 645	16 180	31	714	797	37 327	1 771 331
<b>Total Automotive Rubber Products</b>	<b>1 930 415</b>	<b>210 322</b>	<b>10 850</b>	<b>128 573</b>	<b>22 652</b>	<b>15 334</b>	<b>88 313</b>	<b>16 292</b>	<b>31</b>	<b>714</b>	<b>1 013</b>	<b>50 042</b>	<b>2 474 551</b>
Light Vehicles	16 275 769	2 670 094	1 370 972	402 913	932 669	0	258 458	1	0	0	0	2 219	21 913 095
Medium and Heavy -Duty Trucks	3 103 379	25 419	30 109	11 200	89	1	0	8	0	0	0	80 691	3 250 896
<b>Total Motor Vehicle</b>	<b>19 379 148</b>	<b>2 695 513</b>	<b>1 401 081</b>	<b>414 113</b>	<b>932 758</b>	<b>1</b>	<b>258 458</b>	<b>9</b>	<b>0</b>	<b>0</b>	<b>0</b>	<b>82 910</b>	<b>25 163 991</b>
Motor Vehicle Body	363 205	27	3	7 116	1 126	0	0	0	0	0	0	686	372 163
Truck Trailer Manufacturing	777 112	1 876	29 179	4 610	2 276	2 893	2 932	1	0	2	34	5 197	826 112
Motor Home, Travel and Camper	528 511	2 019	1 653	28 017	67	1	1	0	0	0	0	30	560 299
<b>Total Body, Trailer and Motor Home</b>	<b>1 668 828</b>	<b>3 922</b>	<b>30 835</b>	<b>39 743</b>	<b>3 469</b>	<b>2 894</b>	<b>2 933</b>	<b>1</b>	<b>0</b>	<b>2</b>	<b>34</b>	<b>5 913</b>	<b>1 758 574</b>
Automotive Stampings	2 173 217	13 816	2 591	5 547	1 607	4	195	41	0	0	34	7 231	2 204 283
Electrical Systems	2 083 319	69 826	902 834	30 905	29 938	97 538	1 845	3 058	104	6	767	45 900	3 266 040
Engines and Assemblies	7 975 318	378 960	209 907	135 402	23 013	998	998	5 770	89	87	203	22 724	8 753 469
Motor Vehicle Trans. & Power Train	6 319 327	427 600	25 878	145 604	29 416	4 028	6 562	1 039	2	0	1 260	10 692	6 971 408
Plastic Part	175 830	2 901	7 346	1 697	2 704	253	212	15	0	0	0	6 190	197 148
Seating and Interior Trim	722 967	7 668	204 665	13 224	2 746	129	8	5	0	0	29	1 325	952 766
Steering and Suspension Comp.	2 611 717	76 028	48 472	24 081	18 331	310	2 225	4 918	294	0	1 586	61 260	2 849 222
Wheel and Brake Systems	1 804 291	36 730	53 757	21 552	13 050	30 627	8 048	13 758	208	147	4 829	33 663	2 020 660
Other Parts and Accessories	10 326 015	433 380	326 354	221 190	69 389	9 708	11 386	42 674	39	7	1 967	137 398	11 579 507
<b>Total Parts</b>	<b>34 192 001</b>	<b>1 446 909</b>	<b>1 781 804</b>	<b>599 202</b>	<b>190 194</b>	<b>143 595</b>	<b>31 479</b>	<b>71 278</b>	<b>736</b>	<b>247</b>	<b>10 675</b>	<b>326 383</b>	<b>38 794 503</b>
<b>Total</b>	<b>57 170 392</b>	<b>4 356 666</b>	<b>3 224 570</b>	<b>1 161 631</b>	<b>1 149 073</b>	<b>161 824</b>	<b>381 183</b>	<b>87 580</b>	<b>767</b>	<b>963</b>	<b>11 722</b>	<b>465 248</b>	<b>68 191 619</b>

NOTE: Europe excluding Germany

**Automotive Imports by Selected Countries - 1997**  
(\$000)

**Table 5**

	U.S.	Japan	Mexico	Europe	Germany	China	Korea	Brazil	Argentina	Chile	India	Other Countries	Total
Rubber and Plastic Hose/Belting	582 958	36 788	4 286	25 499	11 877	301	6 803	69	0	0	57	10 771	679 409
Tires Manufacturing	1 161 871	173 383	3 886	92 526	13 971	11 919	70 666	5 867	7	248	424	33 291	1 568 059
<b>Total Automotive Rubber Products</b>	<b>1 744 829</b>	<b>210 171</b>	<b>8 172</b>	<b>118 025</b>	<b>25 848</b>	<b>12 220</b>	<b>77 469</b>	<b>5 936</b>	<b>7</b>	<b>248</b>	<b>481</b>	<b>44 062</b>	<b>2 247 468</b>
Light Vehicles	16 206 281	2 542 082	1 721 469	334 031	720 672	0	198 588	0	0	0	2	4 818	21 727 943
Medium and Heavy -Duty Trucks	2 701 226	19 193	22 831	12 080	19	81	0	0	0	0	0	7 581	2 763 011
<b>Total Motor Vehicle</b>	<b>18 907 507</b>	<b>2 561 275</b>	<b>1 744 300</b>	<b>346 111</b>	<b>720 691</b>	<b>81</b>	<b>198 588</b>	<b>0</b>	<b>0</b>	<b>0</b>	<b>2</b>	<b>12 399</b>	<b>24 490 954</b>
Motor Vehicle Body	295 000	436	370	30 079	33	44	0	1	0	0	0	1 192	327 155
Truck Trailer Manufacturing	544 803	2 699	1 428	3 636	972	778	907	6	0	0	44	2 557	557 830
Motor Home, Travel and Camper	495 553	35	2 029	5	2 183	11	0	0	0	0	0	64	499 880
<b>Total Body,Traller and Motor Home</b>	<b>1 335 356</b>	<b>3 170</b>	<b>3 827</b>	<b>33 720</b>	<b>3 188</b>	<b>833</b>	<b>907</b>	<b>7</b>	<b>0</b>	<b>0</b>	<b>44</b>	<b>3 813</b>	<b>1 384 865</b>
Automotive Stampings	2 372 946	14 184	2 505	1 299	1 333	0	176	77	0	0	0	5 733	2 398 253
Electrical Systems	2 018 670	69 215	735 381	26 878	36 635	60 692	2 384	4 814	162	0	830	42 806	2 998 467
Engines and Assemblies	6 079 382	674 501	274 608	136 426	28 991	1 560	1 947	4 533	99	0	0	15 361	7 217 408
Motor Vehicle Trans. & Power Train	5 682 697	335 380	6 851	120 061	32 090	2 499	6 315	954	0	0	763	15 506	6 203 116
Plastic Part	138 067	3 604	10 181	4 752	2 986	171	249	251	0	0	42	5 270	165 573
Seating and Interior Trim	780 536	11 357	132 927	15 569	3 419	790	10	1	0	0	19	1 158	945 786
Steering and Suspension Comp.	2 294 498	58 391	37 017	21 924	17 772	125	2 963	1 255	606	0	1 406	52 822	2 488 779
Wheel and Brake Systems	1 686 857	38 874	60 652	26 926	14 899	13 080	10 384	17 269	308	21	2 945	43 757	1 915 972
Other Parts and Accessories	9 000 544	232 485	201 931	177 045	61 173	6 772	10 444	41 072	23	7	705	126 721	9 858 922
<b>Total Parts</b>	<b>30 054 197</b>	<b>1 437 991</b>	<b>1 462 053</b>	<b>530 880</b>	<b>199 298</b>	<b>85 689</b>	<b>34 872</b>	<b>70 226</b>	<b>1 198</b>	<b>28</b>	<b>6 710</b>	<b>309 134</b>	<b>34 192 276</b>
<b>Total</b>	<b>52 041 889</b>	<b>4 212 607</b>	<b>3 218 352</b>	<b>1 028 736</b>	<b>949 025</b>	<b>98 823</b>	<b>311 836</b>	<b>76 169</b>	<b>1 205</b>	<b>276</b>	<b>7 237</b>	<b>369 408</b>	<b>62 315 563</b>

NOTE: Europe excluding Germany

Automotive Imports by Selected Countries - 1996  
(\$000)

Table 6

	U.S.	Japan	Mexico	Europe	Germany	China	Korea	Brazil	Argentina	Chile	India	Other Countries	Total
Rubber and Plastic Hose/Belting	423 503	36 406	4 015	22 326	7 583	69	7 387	188	0	15	2	9 826	511 320
Tires Manufacturing	979 879	149 716	2 804	106 479	11 078	8 464	81 835	5 071	123	202	1 112	32 170	1 378 933
<b>Total Automotive Rubber Products</b>	<b>1 403 382</b>	<b>186 122</b>	<b>6 819</b>	<b>128 805</b>	<b>18 661</b>	<b>8 533</b>	<b>89 222</b>	<b>5 259</b>	<b>123</b>	<b>217</b>	<b>1 114</b>	<b>41 996</b>	<b>1 890 253</b>
Light Vehicles	13 170 484	1 257 043	1 656 413	262 807	512 090	0	178 760	0	0	0	0	6 331	17 043 928
Medium and Heavy -Duty Trucks	2 001 647	10 049	13 003	11 582	410	0	0	0	0	0	0	3 772	2 040 463
<b>Total Motor Vehicle</b>	<b>15 172 131</b>	<b>1 267 092</b>	<b>1 669 416</b>	<b>274 389</b>	<b>512 500</b>	<b>0</b>	<b>178 760</b>	<b>0</b>	<b>0</b>	<b>0</b>	<b>0</b>	<b>10 103</b>	<b>19 084 391</b>
Motor Vehicle Body	205 074	656	1 470	26 292	156	0	15	432	0	0	0	295	234 390
Truck Trailer Manufacturing	419 570	1 805	718	2 838	968	609	145	127	0	0	34	2 637	429 451
Motor Home, Travel and Camper	391 773	38	866	72	7 966	0	0	0	0	0	0	828	401 543
<b>Total Body,Trailer and Motor Home</b>	<b>1 016 417</b>	<b>2 499</b>	<b>3 054</b>	<b>29 202</b>	<b>9 090</b>	<b>609</b>	<b>160</b>	<b>559</b>	<b>0</b>	<b>0</b>	<b>34</b>	<b>3 760</b>	<b>1 065 384</b>
Automotive Stampings	2 111 813	17 322	5 403	1 347	1 092	42	232	79	0	0	0	6 651	2 143 981
Electrical Systems	1 887 593	90 814	559 454	27 271	39 797	26 331	1 151	4 680	96	0	711	43 393	2 681 291
Engines and Assemblies	5 181 556	776 526	365 900	123 662	30 570	1 718	1 993	3 002	102	3	180	13 441	6 498 653
Motor Vehicle Trans. & Power Train	4 593 358	360 378	3 308	141 304	33 533	2 410	3 983	1 796	29	204	563	7 846	5 148 712
Plastic Part	108 314	4 171	12 270	2 744	4 644	153	334	638	0	0	0	4 970	138 238
Seating and Interior Trim	683 967	21 749	110 396	20 400	4 028	1 260	11	2	0	0	7	3 252	845 072
Steering and Suspension Comp.	1 910 322	66 433	32 785	21 299	18 653	57	2 501	1 048	380	0	1 203	42 904	2 097 585
Wheel and Brake Systems	1 464 706	42 659	43 425	33 903	15 680	11 305	6 591	14 332	283	0	1 423	27 709	1 662 016
Other Parts and Accessories	8 240 555	262 399	166 360	176 651	51 624	4 102	12 030	32 072	29	0	383	96 628	9 042 833
<b>Total Parts</b>	<b>26 182 184</b>	<b>1 642 451</b>	<b>1 299 301</b>	<b>548 581</b>	<b>199 621</b>	<b>47 378</b>	<b>28 826</b>	<b>57 649</b>	<b>919</b>	<b>207</b>	<b>4 470</b>	<b>246 794</b>	<b>30 258 381</b>
<b>Total</b>	<b>43 774 114</b>	<b>3 098 164</b>	<b>2 978 590</b>	<b>980 977</b>	<b>739 872</b>	<b>56 520</b>	<b>296 968</b>	<b>63 467</b>	<b>1 042</b>	<b>424</b>	<b>5 618</b>	<b>302 653</b>	<b>52 298 409</b>

NOTE: Europe excluding Germany

**Automotive Imports by Selected Countries - 1995**  
(\$000)

**Table 7**

	U.S.	Japan	Mexico	Europe	Germany	China	Korea	Brazil	Argentina	Chile	India	Other Countries	Total
Rubber and Plastic Hose/Belting	391 290	36 629	1 303	23 734	7 436	29	6 978	85	0	0	23	8 006	475 513
Tires Manufacturing	1 011 317	162 110	4 345	10 727	12 413	7 994	91 966	7 515	188	3 400	2 060	129 441	1 443 476
<b>Total Automotive Rubber Products</b>	<b>1 402 607</b>	<b>198 739</b>	<b>5 648</b>	<b>34 461</b>	<b>19 849</b>	<b>8 023</b>	<b>98 944</b>	<b>7 600</b>	<b>188</b>	<b>3 400</b>	<b>2 083</b>	<b>137 447</b>	<b>1 918 989</b>
Light Vehicles	12 465 931	1 390 489	1 557 168	308 899	416 657	0	117 154	7	0	0	2	9 634	16 265 941
Medium and Heavy -Duty Trucks	2 269 341	14 584	11 295	18 266	0	0	0	0	0	0	0	13 974	2 327 460
<b>Total Motor Vehicle</b>	<b>14 735 272</b>	<b>1 405 073</b>	<b>1 568 463</b>	<b>327 165</b>	<b>416 657</b>	<b>0</b>	<b>117 154</b>	<b>7</b>	<b>0</b>	<b>0</b>	<b>2</b>	<b>23 608</b>	<b>18 593 401</b>
Motor Vehicle Body	256 903	49	4	25 754	439	0	0	161	0	0	0	2 753	286 063
Truck Trailer Manufacturing	501 271	2 114	4 728	3 380	1 284	914	143	151	36	0	12	3 203	517 236
Motor Home, Travel and Camper	311 225	2	475	11	6 990	14	0	0	0	0	0	564	319 281
<b>Total Body, Trailer and Motor Home</b>	<b>1 069 399</b>	<b>2 165</b>	<b>5 207</b>	<b>29 145</b>	<b>8 713</b>	<b>928</b>	<b>143</b>	<b>312</b>	<b>36</b>	<b>0</b>	<b>12</b>	<b>6 520</b>	<b>1 122 580</b>
Automotive Stampings	2 188 065	23 677	5 185	863	985	7	177	42	0	0	0	4 965	2 223 966
Electrical Systems	1 965 383	81 298	435 755	22 977	40 204	15 102	1 208	4 411	142	0	452	33 103	2 600 035
Engines and Assemblies	4 620 533	775 266	317 434	131 943	28 114	1 383	1 572	2 562	198	0	115	14 700	5 893 820
Motor Vehicle Trans. & Power Train	4 680 757	460 817	3 083	78 586	22 557	1 572	2 793	1 924	5 172	0	317	12 086	5 269 664
Plastic Part	108 755	7 393	12 331	2 103	8 308	242	274	180	0	0	0	4 637	144 223
Seating and Interior Trim	631 144	35 866	119 353	15 174	3 573	478	103	3	0	0	21	1 947	807 662
Steering and Suspension Comp.	1 949 162	90 673	36 996	44 624	18 610	44	2 149	1 174	80	0	1 227	30 460	2 175 199
Wheel and Brake Systems	1 422 107	69 514	30 090	31 487	14 356	8 268	5 390	18 709	94	0	1 524	17 725	1 619 264
Other Parts and Accessories	7 921 797	377 604	244 625	183 087	55 580	3 725	10 988	16 698	28	3	434	97 861	8 912 430
<b>Total Parts</b>	<b>25 487 703</b>	<b>1 922 108</b>	<b>1 204 852</b>	<b>510 844</b>	<b>192 287</b>	<b>30 821</b>	<b>24 654</b>	<b>45 703</b>	<b>5 714</b>	<b>3</b>	<b>4 090</b>	<b>217 484</b>	<b>29 646 263</b>
<b>Total</b>	<b>42 694 981</b>	<b>3 528 085</b>	<b>2 784 170</b>	<b>901 615</b>	<b>637 506</b>	<b>39 772</b>	<b>240 895</b>	<b>53 622</b>	<b>5 938</b>	<b>3 403</b>	<b>6 187</b>	<b>385 059</b>	<b>51 281 233</b>

NOTE: Europe excluding Germany

Automotive Imports by Selected Countries - 1994  
(\$000)

Table 8

	U.S.	Japan	Mexico	Europe	Germany	China	Korea	Brazil	Argentina	Chile	India	Other Countries	Total
Rubber and Plastic Hose/Belting	337 287	31 176	3 084	20 345	6 827	22	5 052	1 508	0	0	4	4 586	409 891
Tires Manufacturing	869 916	141 201	1 579	103 801	13 276	1 960	93 204	8 408	0	2 415	2 390	26 376	1 264 526
<b>Total Automotive Rubber Products</b>	<b>1 207 203</b>	<b>172 377</b>	<b>4 663</b>	<b>124 146</b>	<b>20 103</b>	<b>1 982</b>	<b>98 256</b>	<b>9 916</b>	<b>0</b>	<b>2 415</b>	<b>2 394</b>	<b>30 962</b>	<b>1 674 417</b>
Light Vehicles	12 884 796	1 684 395	1 150 332	263 980	475 584	0	234 989	0	0	0	0	8 033	16 702 109
Medium and Heavy -Duty Trucks	2 086 895	14 675	8 743	17 250	0	0	0	20	0	0	0	5 852	2 133 435
<b>Total Motor Vehicle</b>	<b>14 971 691</b>	<b>1 699 070</b>	<b>1 159 075</b>	<b>281 230</b>	<b>475 584</b>	<b>0</b>	<b>234 989</b>	<b>20</b>	<b>0</b>	<b>0</b>	<b>0</b>	<b>13 885</b>	<b>18 835 544</b>
Motor Vehicle Body	198 938	188	0	21 065	148	0	4	1 289	0	0	0	357	221 989
Truck Trailer Manufacturing	405 266	1 467	3 729	3 174	1 045	227	268	109	36	0	22	3 787	419 130
Motor Home, Travel and Camper	289 047	24	645	1	16 505	23	0	0	0	0	0	834	307 079
<b>Total Body, Trailer and Motor Home</b>	<b>893 251</b>	<b>1 679</b>	<b>4 374</b>	<b>24 240</b>	<b>17 698</b>	<b>250</b>	<b>272</b>	<b>1 398</b>	<b>36</b>	<b>0</b>	<b>22</b>	<b>4 978</b>	<b>948 198</b>
Automotive Stampings	1 663 129	24 741	64 686	11 661	1 220	14	244	63	0	0	0	4 963	1 770 721
Electrical Systems	2 061 719	71 823	288 319	22 353	37 163	26 916	2 010	3 037	0	0	531	43 715	2 557 586
Engines and Assemblies	4 394 666	812 719	360 024	101 041	25 855	1 369	1 394	2 079	51	0	117	12 179	5 711 494
Motor Vehicle Trans. & Power Train	4 403 781	383 165	56 460	70 553	30 499	1 090	3 592	6 092	1 089	0	505	11 564	4 968 390
Plastic Part	101 662	5 968	3 760	4 925	14 540	118	206	27	0	0	0	3 133	134 339
Seating and Interior Trim	804 278	23 584	369 981	9 716	3 254	45	130	6	0	0	15	2 131	1 213 140
Steering and Suspension Comp.	1 847 559	80 574	37 206	46 730	25 358	21	2 106	1 456	215	0	992	39 205	2 081 422
Wheel and Brake Systems	1 373 756	63 963	26 554	44 768	14 501	4 466	5 531	10 226	579	59	911	12 247	1 557 561
Other Parts and Accessories	7 452 180	409 017	334 277	178 818	61 851	2 839	11 854	18 020	22	1	205	112 335	8 581 419
<b>Total Parts</b>	<b>24 102 730</b>	<b>1 875 554</b>	<b>1 541 267</b>	<b>490 565</b>	<b>214 241</b>	<b>36 878</b>	<b>27 067</b>	<b>41 006</b>	<b>1 956</b>	<b>60</b>	<b>3 276</b>	<b>241 472</b>	<b>28 576 072</b>
<b>Total</b>	<b>41 174 875</b>	<b>3 746 660</b>	<b>2 709 379</b>	<b>920 181</b>	<b>727 626</b>	<b>39 110</b>	<b>360 584</b>	<b>52 340</b>	<b>1 992</b>	<b>2 475</b>	<b>5 692</b>	<b>291 297</b>	<b>50 034 231</b>

NOTE: Europe excluding Germany



**Automotive Imports by Selected Countries - 1993**  
(\$000)

**Table 9**

	U.S.	Japan	Mexico	Europe	Germany	China	Korea	Brazil	Argentina	Chile	India	Other Countries	Total
Rubber and Plastic Hose/Belting	266 704	21 297	2 545	16 686	6 184	30	4 796	2 811	0	0	0	3 657	324 710
Tires Manufacturing	757 047	136 948	79	89 185	12 493	1 123	73 792	6 643	0	196	4 863	21 265	1 103 634
<b>Total Automotive Rubber Products</b>	<b>1 023 751</b>	<b>158 245</b>	<b>2 624</b>	<b>105 871</b>	<b>18 677</b>	<b>1 153</b>	<b>78 588</b>	<b>9 454</b>	<b>0</b>	<b>196</b>	<b>4 863</b>	<b>24 922</b>	<b>1 428 344</b>
Light Vehicles	9 954 039	2 425 812	962 186	171 405	344 285	0	130 008	0	0	0	0	39 372	14 027 107
Medium and Heavy -Duty Trucks	1 327 133	19 406	0	11 108	1 346	0	28	0	0	0	0	16 609	1 375 630
<b>Total Motor Vehicle</b>	<b>11 281 172</b>	<b>2 445 218</b>	<b>962 186</b>	<b>182 513</b>	<b>345 631</b>	<b>0</b>	<b>130 036</b>	<b>0</b>	<b>0</b>	<b>0</b>	<b>0</b>	<b>55 981</b>	<b>15 402 737</b>
Motor Vehicle Body	170 410	826	0	18 179	70	0	0	1 432	0	0	0	55	190 972
Truck Trailer Manufacturing	285 340	1 958	615	1 106	728	327	445	193	0	0	52	2 162	292 926
Motor Home, Travel and Camper	323 336	34	0	32	18 401	0	0	0	0	0	0	630	342 433
<b>Total Body,Trailer and Motor Home</b>	<b>779 086</b>	<b>2 818</b>	<b>615</b>	<b>19 317</b>	<b>19 199</b>	<b>327</b>	<b>445</b>	<b>1 625</b>	<b>0</b>	<b>0</b>	<b>52</b>	<b>2 847</b>	<b>826 331</b>
Automotive Stampings	1 638 311	19 955	143 813	18 363	869	65	270	47	0	0	0	4 260	1 825 953
Electrical Systems	1 728 127	73 816	181 234	23 997	18 377	3 244	5 051	1 900	0	0	34	16 852	2 052 632
Engines and Assemblies	3 690 953	630 639	238 031	79 770	19 547	702	12 796	1 806	24	0	51	5 106	4 679 425
Motor Vehicle Trans. & Power Train	3 657 988	305 445	106 768	52 152	19 070	105	22 038	9 380	42	0	110	7 233	4 180 331
Plastic Part	50 591	3 315	1 702	5 030	4 172	80	396	15	0	0	0	2 542	67 843
Seating and Interior Trim	626 801	26 706	320 654	10 094	2 841	49	432	2	0	0	0	1 247	988 826
Steering and Suspension Comp.	1 613 584	87 655	38 393	23 947	29 780	67	2 109	1 272	131	0	731	15 471	1 813 140
Wheel and Brake Systems	1 110 706	56 801	23 362	41 564	14 606	2 332	5 373	8 184	3 319	0	557	12 831	1 279 635
Other Parts and Accessories	5 295 745	330 241	195 441	123 693	46 561	1 425	30 491	1 834	4	0	40	70 912	6 096 387
<b>Total Parts</b>	<b>19 412 806</b>	<b>1 534 573</b>	<b>1 249 398</b>	<b>378 610</b>	<b>155 823</b>	<b>8 069</b>	<b>78 956</b>	<b>24 440</b>	<b>3 520</b>	<b>0</b>	<b>1 523</b>	<b>136 454</b>	<b>22 984 172</b>
<b>Total</b>	<b>32 496 815</b>	<b>4 140 854</b>	<b>2 214 823</b>	<b>686 311</b>	<b>539 330</b>	<b>9 549</b>	<b>288 025</b>	<b>35 519</b>	<b>3 520</b>	<b>196</b>	<b>6 438</b>	<b>220 204</b>	<b>40 641 584</b>

NOTE: Europe excluding Germany

Automotive Imports by Selected Countries - 1992  
(\$000)


Table 10

	U.S.	Japan	Mexico	Europe	Germany	China	Korea	Brazil	Argentina	Chile	India	Other Countries	Total
Rubber and Plastic Hose/Belting	203 246	21 426	1 894	12 909	4 231	7	3 405	2 711	0	0	0	3 742	253 571
Tires Manufacturing	640 269	121 143	4	77 800	13 092	842	62 713	6 625	0	0	1 404	17 158	941 050
<b>Total Automotive Rubber Products</b>	<b>843 515</b>	<b>142 569</b>	<b>1 898</b>	<b>90 709</b>	<b>17 323</b>	<b>849</b>	<b>66 118</b>	<b>9 336</b>	<b>0</b>	<b>0</b>	<b>1 404</b>	<b>20 900</b>	<b>1 194 621</b>
Light Vehicles	8 681 069	3 428 802	601 808	115 859	532 434	0	143 858	2 319	0	0	0	17 897	13 524 046
Medium and Heavy -Duty Trucks	855 374	8 231	922	7 035	739	0	0	373	0	0	0	4 407	877 081
<b>Total Motor Vehicle</b>	<b>9 536 443</b>	<b>3 437 033</b>	<b>602 730</b>	<b>122 894</b>	<b>533 173</b>	<b>0</b>	<b>143 858</b>	<b>2 692</b>	<b>0</b>	<b>0</b>	<b>0</b>	<b>22 304</b>	<b>14 401 127</b>
Motor Vehicle Body	122 249	244	96	19 062	7	0	4	1 899	0	0	0	316	143 877
Truck Trailer Manufacturing	226 731	1 209	50	1 690	1 618	33	730	101	124	0	10	2 265	234 561
Motor Home, Travel and Camper	306 507	41	0	219	16 256	0	0	0	0	0	0	1 747	324 770
<b>Total Body,Trailer and Motor Home</b>	<b>655 487</b>	<b>1 494</b>	<b>146</b>	<b>20 971</b>	<b>17 881</b>	<b>33</b>	<b>734</b>	<b>2 000</b>	<b>124</b>	<b>0</b>	<b>10</b>	<b>4 328</b>	<b>703 208</b>
Automotive Stampings	1 438 809	15 253	132 816	19 182	749	128	85	64	0	0	14	3 740	1 610 840
Electrical Systems	1 271 170	68 199	154 247	44 213	19 545	1 859	5 117	3 206	0	0	25	12 319	1 579 900
Engines and Assemblies	2 876 030	533 748	136 094	66 075	17 003	1 337	13 966	1 410	52	0	23	3 837	3 649 575
Motor Vehicle Trans. & Power Train	2 873 384	235 047	101 055	48 583	15 432	398	26 698	5 979	0	0	8	7 356	3 313 940
Plastic Part	47 352	3 064	3 098	1 012	3 546	39	1 095	20	0	0	0	2 153	61 379
Seating and Interior Trim	494 239	27 944	162 164	9 342	2 195	174	145	5	0	0	0	985	697 193
Steering and Suspension Comp.	1 223 912	64 457	30 492	8 122	31 306	60	2 423	922	220	0	641	5 697	1 368 252
Wheel and Brake Systems	727 833	46 995	19 129	62 242	15 697	334	3 061	4 619	1 708	0	367	13 880	895 865
Other Parts and Accessories	4 180 261	310 622	227 093	105 008	43 242	958	38 881	1 849	0	0	69	43 963	4 951 946
<b>Total Parts</b>	<b>15 132 990</b>	<b>1 305 329</b>	<b>966 188</b>	<b>363 779</b>	<b>148 715</b>	<b>5 287</b>	<b>91 471</b>	<b>18 074</b>	<b>1 980</b>	<b>0</b>	<b>1 147</b>	<b>93 930</b>	<b>18 128 890</b>
<b>Total</b>	<b>26 168 435</b>	<b>4 886 425</b>	<b>1 570 962</b>	<b>598 353</b>	<b>717 092</b>	<b>5 169</b>	<b>302 181</b>	<b>32 102</b>	<b>2 104</b>	<b>0</b>	<b>2 561</b>	<b>141 462</b>	<b>34 427 846</b>

NOTE: Europe excluding Germany



# EXPORTS



**Automotive Exports Summary**  
(\$000)

**Table 11**

	1992	1993	1994	1995	1996	1997	1998	1999	2000	% Change 99/00
Rubber and Plastic Hose/Belting	128 490	144 085	188 018	253 583	248 830	255 387	302 466	321 295	331 102	3
Tires Manufacturing	963 487	1 130 848	1 259 146	1 275 757	1 407 790	1 716 858	1 775 048	1 787 426	1 968 584	10
<b>Total Automotive Rubber Products</b>	<b>1 091 977</b>	<b>1 274 933</b>	<b>1 447 164</b>	<b>1 529 340</b>	<b>1 656 620</b>	<b>1 972 245</b>	<b>2 077 514</b>	<b>2 108 721</b>	<b>2 299 683</b>	<b>9</b>
Light Vehicles	25 950 131	32 690 396	39 547 042	42 079 990	41 817 278	45 304 840	49 353 551	62 412 368	62 665 563	0
Medium and Heavy - Duty Trucks	1 778 445	2 473 427	2 862 972	3 306 068	3 185 861	3 742 973	4 872 938	6 038 015	4 543 002	- 25
<b>Total Motor Vehicle</b>	<b>27 728 576</b>	<b>35 163 823</b>	<b>42 410 014</b>	<b>45 386 058</b>	<b>45 003 139</b>	<b>49 047 813</b>	<b>54 226 489</b>	<b>68 450 383</b>	<b>67 208 565</b>	<b>- 2</b>
Motor Vehicle Body	181 013	245 857	222 746	240 969	262 334	313 066	423 168	558 290	709 535	27
Truck Trailer Manufacturing	29 479	55 041	72 785	85 833	98 423	123 260	173 731	226 092	242 389	7
Motor Home, Travel and Camper	39 394	53 878	68 045	84 479	96 513	107 981	129 807	138 155	144 213	4
<b>Total Body, Trailer and Motor Home</b>	<b>249 886</b>	<b>354 776</b>	<b>363 556</b>	<b>411 281</b>	<b>457 270</b>	<b>544 307</b>	<b>726 706</b>	<b>922 537</b>	<b>1 096 137</b>	<b>19</b>
Automotive Stampings	1 503 872	1 830 401	2 218 398	2 129 985	2 327 360	2 445 477	2 559 794	3 004 283	3 235 301	8
Electrical Systems	209 350	199 269	246 093	224 150	252 599	270 232	325 722	354 985	378 939	7
Engines and Assemblies	1 773 219	2 285 988	2 453 423	2 293 180	3 275 932	3 632 994	4 473 095	5 414 502	5 467 130	1
Motor Vehicle Trans. & Power Train	1 435 144	1 504 660	1 367 288	1 669 706	1 373 705	1 915 201	2 346 001	3 194 631	3 266 542	2
Plastic Part	421 347	605 788	837 743	922 852	1 195 493	1 335 173	1 467 582	1 757 395	1 965 005	12
Seating and Interior Trim	380 416	470 664	944 346	890 863	1 014 660	1 072 461	1 297 081	1 280 693	1 332 339	4
Steering and Suspension Components	482 787	562 537	673 793	672 014	630 037	608 204	589 462	677 568	706 731	4
Wheel and Brake Systems	838 022	1 036 995	1 082 392	1 160 384	1 174 747	1 222 951	1 451 165	1 499 788	1 313 842	- 12
Other Parts and Accessories	1 889 024	2 152 924	2 501 529	2 439 602	2 485 605	2 560 442	2 688 062	2 992 356	3 154 309	5
<b>Total Parts</b>	<b>8 933 181</b>	<b>10 649 226</b>	<b>12 325 005</b>	<b>12 402 736</b>	<b>13 730 138</b>	<b>15 063 135</b>	<b>17 197 964</b>	<b>20 176 201</b>	<b>20 820 138</b>	<b>3</b>
<b>Total</b>	<b>38 003 620</b>	<b>47 442 758</b>	<b>56 545 739</b>	<b>59 729 415</b>	<b>60 847 167</b>	<b>66 627 500</b>	<b>74 228 673</b>	<b>91 657 842</b>	<b>91 424 523</b>	<b>0</b>

**Automotive Exports by Selected Countries - 2000**  
(\$000)

**Table 12**

	U.S.	Japan	Mexico	Europe	Germany	China	Korea	Brazil	Argentina	Chile	India	Other Countries	Total
Rubber and Plastic Hose/Belting	318 367	227	2 474	2 516	358	933	384	183	19	732	3	4 906	331 102
Tires Manufacturing	1 915 460	13 087	13 306	16 564	902	803	1 367	73	194	274	15	6 536	1 968 581
<b>Total Automotive Rubber Products</b>	<b>2 233 827</b>	<b>13 314</b>	<b>15 780</b>	<b>19 080</b>	<b>1 260</b>	<b>1 736</b>	<b>1 751</b>	<b>256</b>	<b>213</b>	<b>1 006</b>	<b>18</b>	<b>11 442</b>	<b>2 299 683</b>
Light Vehicles	62 245 873	131 138	112 583	61 821	8 476	1 754	0	1 424	316	13 077	0	89 101	62 665 563
Medium and Heavy -Duty Trucks	4 516 183	35	0	522	0	30	0	0	1 263	1 050	0	23 919	4 543 002
<b>Total Motor Vehicle</b>	<b>66 762 056</b>	<b>131 173</b>	<b>112 583</b>	<b>62 343</b>	<b>8 476</b>	<b>1 784</b>	<b>0</b>	<b>1 424</b>	<b>1 579</b>	<b>14 127</b>	<b>0</b>	<b>113 020</b>	<b>67 208 565</b>
Motor Vehicle Body	699 680	161	49	2 034	380	822	0	0	198	474	0	5 737	709 535
Truck Trailer Manufacturing	229 407	624	103	2 763	1 688	48	7	0	17	80	0	7 652	242 389
Motor Home, Travel and Camper	142 484	1 163	0	321	116	0	0	0	0	0	0	129	144 213
<b>Total Body,Trailer and Motor Home</b>	<b>1 071 571</b>	<b>1 948</b>	<b>152</b>	<b>5 118</b>	<b>2 184</b>	<b>870</b>	<b>7</b>	<b>0</b>	<b>215</b>	<b>554</b>	<b>0</b>	<b>13 518</b>	<b>1 096 137</b>
Automotive Stampings	3 100 754	1 990	41 172	35 383	5 366	17 066	138	7 642	710	194	40	24 846	3 235 301
Electrical Systems	366 222	803	85	5 714	326	1 602	537	2	0	16	93	3 539	378 939
Engines and Assemblies	5 359 784	770	52 513	18 040	4 146	755	340	205	301	122	28	30 126	5 467 130
Motor Vehicle Trans. & Power Train	2 979 542	1 113	126 757	20 886	3 600	691	120 500	1 250	398	281	26	11 498	3 266 542
Plastic Part	1 898 748	736	10 197	7 943	442	21 549	17	9 491	175	16	0	15 691	1 965 005
Seating and Interior Trim	1 240 407	437	58 323	8 543	243	10 762	24	4 851	92	10	0	8 647	1 332 339
Steering and Suspension Comp.	674 030	418	11 407	11 785	1 729	328	63	175	193	60	13	6 530	706 731
Wheel and Brake Systems	1 289 381	730	15 203	2 788	24	909	16	581	0	146	10	4 054	1 313 842
Other Parts and Accessories	2 959 216	4 369	89 493	37 491	19 389	7 442	158	7 928	852	572	409	26 990	3 154 309
<b>Total Parts</b>	<b>19 868 084</b>	<b>11 366</b>	<b>405 150</b>	<b>148 573</b>	<b>35 265</b>	<b>61 104</b>	<b>121 793</b>	<b>32 125</b>	<b>2 721</b>	<b>1 417</b>	<b>619</b>	<b>131 921</b>	<b>20 820 138</b>
<b>Total</b>	<b>89 935 538</b>	<b>157 801</b>	<b>533 665</b>	<b>235 114</b>	<b>47 185</b>	<b>65 494</b>	<b>123 551</b>	<b>33 805</b>	<b>4 728</b>	<b>17 104</b>	<b>637</b>	<b>269 901</b>	<b>91 424 523</b>

NOTE: Europe excluding Germany

**Automotive Exports by Selected Countries - 1999**  
(\$000)

**Table 13**

	U.S.	Japan	Mexico	Europe	Germany	China	Korea	Brazil	Argentina	Chile	India	Other Countries	Total
Rubber and Plastic Hose/Belting	310 996	38	1 634	3 102	192	112	443	147	94	1 094	88	3 355	321 295
Tires Manufacturing	1 739 370	7 594	10 977	16 333	464	0	2 666	49	313	448	0	9 212	1 787 426
<b>Total Automotive Rubber Products</b>	<b>2 050 366</b>	<b>7 632</b>	<b>12 611</b>	<b>19 435</b>	<b>656</b>	<b>112</b>	<b>3 109</b>	<b>196</b>	<b>407</b>	<b>1 542</b>	<b>88</b>	<b>12 567</b>	<b>2 108 721</b>
Light Vehicles	62 019 802	130 419	81 603	109 842	27 032	97	0	221	153	7 205	0	35 994	62 412 368
Medium and Heavy -Duty Trucks	5 992 403	0	0	531	59	685	0	0	0	23	0	44 314	6 038 015
<b>Total Motor Vehicle</b>	<b>68 012 205</b>	<b>130 419</b>	<b>81 603</b>	<b>110 373</b>	<b>27 091</b>	<b>782</b>	<b>0</b>	<b>221</b>	<b>153</b>	<b>7 228</b>	<b>0</b>	<b>80 308</b>	<b>68 450 383</b>
Motor Vehicle Body	540 237	89	26	4 354	162	1 160	0	0	211	0	0	12 051	558 290
Truck Trailer Manufacturing	217 643	528	11	3 090	1 314	82	32	163	128	788	9	2 304	226 092
Motor Home, Travel and Camper	136 604	758	0	233	451	0	0	0	0	0	0	109	138 155
<b>Total Body,Trailer and Motor Home</b>	<b>894 484</b>	<b>1 375</b>	<b>37</b>	<b>7 677</b>	<b>1 927</b>	<b>1 242</b>	<b>32</b>	<b>163</b>	<b>339</b>	<b>788</b>	<b>9</b>	<b>14 464</b>	<b>922 537</b>
Automotive Stampings	2 902 021	1 949	31 894	29 833	4 753	6 440	187	1 680	449	171	19	24 887	3 004 283
Electrical Systems	341 666	620	256	8 440	135	1 075	22	12	26	29	0	2 704	354 985
Engines and Assemblies	5 357 058	552	24 369	14 412	2 820	275	60	374	129	109	9	14 335	5 414 502
Motor Vehicle Trans. & Power Train	2 994 813	970	76 598	19 548	3 885	712	85 467	512	308	144	161	11 513	3 194 631
Plastic Part	1 719 757	700	8 998	3 249	153	7 609	94	1 500	207	0	0	15 128	1 757 395
Seating and Interior Trim	1 210 920	365	50 087	6 333	323	3 802	47	761	109	0	0	7 946	1 280 693
Steering and Suspension Comp.	649 359	428	8 629	10 749	1 558	247	39	184	98	64	6	6 207	677 568
Wheel and Brake Systems	1 470 102	1 066	19 420	3 849	183	108	0	741	0	75	0	4 244	1 499 788
Other Parts and Accessories	2 819 838	9 728	64 734	39 328	25 863	2 803	141	1 445	404	671	50	27 351	2 992 356
<b>Total Parts</b>	<b>19 465 534</b>	<b>16 378</b>	<b>284 985</b>	<b>135 741</b>	<b>39 673</b>	<b>23 071</b>	<b>86 057</b>	<b>7 209</b>	<b>1 730</b>	<b>1 263</b>	<b>245</b>	<b>114 315</b>	<b>20 176 201</b>
<b>Total</b>	<b>90 422 589</b>	<b>155 804</b>	<b>379 236</b>	<b>273 226</b>	<b>69 347</b>	<b>25 207</b>	<b>89 198</b>	<b>7 789</b>	<b>2 629</b>	<b>10 821</b>	<b>342</b>	<b>221 654</b>	<b>91 657 842</b>

NOTE: Europe excluding Germany

Automotive Exports by Selected Countries - 1998  
(\$000)

Table 14

	U.S.	Japan	Mexico	Europe	Germany	China	Korea	Brazil	Argentina	Chile	India	Other Countries	Total
Rubber and Plastic Hose/Belting	288 605	227	755	4 856	556	102	67	24	80	617	87	6 490	302 466
Tires Manufacturing	1 708 775	4 161	10 607	31 672	791	192	315	532	86	231	46	17 640	1 775 048
<b>Total Automotive Rubber Products</b>	<b>1 997 380</b>	<b>4 388</b>	<b>11 362</b>	<b>36 528</b>	<b>1 347</b>	<b>294</b>	<b>382</b>	<b>556</b>	<b>166</b>	<b>848</b>	<b>133</b>	<b>24 130</b>	<b>2 077 514</b>
Light Vehicles	49 173 521	30 053	20 138	52 989	12 946	3 014	128	936	360	6 442	0	53 024	49 353 551
Medium and Heavy -Duty Trucks	4 796 203	10	0	753	37	790	0	470	89	2 146	0	72 440	4 872 938
<b>Total Motor Vehicle</b>	<b>53 969 724</b>	<b>30 063</b>	<b>20 138</b>	<b>53 742</b>	<b>12 983</b>	<b>3 804</b>	<b>128</b>	<b>1 406</b>	<b>449</b>	<b>8 588</b>	<b>0</b>	<b>125 464</b>	<b>54 226 489</b>
Motor Vehicle Body	406 175	0	0	1 514	503	0	0	1 994	1 045	1 657	0	10 280	423 168
Truck Trailer Manufacturing	165 445	449	109	1 611	804	409	21	9	167	514	0	4 193	173 731
Motor Home, Travel and Camper	123 956	4 366	0	512	896	0	0	0	0	0	0	77	129 807
<b>Total Body,Trailer and Motor Home</b>	<b>695 576</b>	<b>4 815</b>	<b>109</b>	<b>3 637</b>	<b>2 203</b>	<b>409</b>	<b>21</b>	<b>2 003</b>	<b>1 212</b>	<b>2 171</b>	<b>0</b>	<b>14 550</b>	<b>726 706</b>
Automotive Stampings	2 460 694	3 109	33 150	26 098	3 607	863	538	2 493	1 750	251	83	27 158	2 559 794
Electrical Systems	309 567	127	325	7 820	212	2 675	0	0	60	149	12	4 775	325 722
Engines and Assemblies	4 423 528	769	21 425	13 649	2 567	311	153	482	88	103	66	9 954	4 473 095
Motor Vehicle Trans. & Power Train	2 228 826	1 522	59 439	17 559	2 555	805	16 508	905	280	600	55	16 947	2 346 001
Plastic Part	1 437 409	1 026	9 494	3 664	214	164	106	1 655	2 024	9	1	11 816	1 467 582
Seating and Interior Trim	1 268 641	340	13 218	5 525	402	82	53	831	1 114	5	0	6 870	1 297 081
Steering and Suspension Comp.	560 986	705	8 935	8 835	1 158	249	153	403	77	81	28	7 852	589 462
Wheel and Brake Systems	1 425 890	754	11 132	2 885	298	333	14	3 518	477	164	11	5 689	1 451 165
Other Parts and Accessories	2 483 461	19 581	61 225	42 986	36 888	3 233	1 423	1 727	920	1 795	271	34 552	2 688 062
<b>Total Parts</b>	<b>16 599 002</b>	<b>27 933</b>	<b>218 343</b>	<b>129 021</b>	<b>47 901</b>	<b>8 715</b>	<b>18 948</b>	<b>12 014</b>	<b>6 790</b>	<b>3 157</b>	<b>527</b>	<b>125 613</b>	<b>17 197 964</b>
<b>Total</b>	<b>73 261 682</b>	<b>67 199</b>	<b>249 952</b>	<b>222 928</b>	<b>64 434</b>	<b>13 222</b>	<b>19 479</b>	<b>15 979</b>	<b>8 617</b>	<b>14 764</b>	<b>660</b>	<b>289 757</b>	<b>74 228 673</b>

NOTE: Europe excluding Germany

Automotive Exports by Selected Countries - 1997  
(\$000)

Table 15

	U.S.	Japan	Mexico	Europe	Germany	China	Korea	Brazil	Argentina	Chile	India	Other Countries	Total
Rubber and Plastic Hose/Belting	242 667	32	1 180	2 335	315	122	495	14	57	635	64	7 471	255 387
Tires Manufacturing	1 549 660	11 095	37 780	26 167	246	378	37	320	442	113	28	90 592	1 716 858
<b>Total Automotive Rubber Products</b>	<b>1 792 327</b>	<b>11 127</b>	<b>38 960</b>	<b>28 502</b>	<b>561</b>	<b>500</b>	<b>532</b>	<b>334</b>	<b>499</b>	<b>748</b>	<b>92</b>	<b>98 063</b>	<b>1 972 245</b>
Light Vehicles	44 998 069	42 946	36 726	45 387	20 025	329	2 349	564	44	4 981	0	153 420	45 304 840
Medium and Heavy -Duty Trucks	3 687 604	716	0	1 165	0	100	0	0	0	5 497	0	47 891	3 742 973
<b>Total Motor Vehicle</b>	<b>48 685 673</b>	<b>43 662</b>	<b>36 726</b>	<b>46 552</b>	<b>20 025</b>	<b>429</b>	<b>2 349</b>	<b>564</b>	<b>44</b>	<b>10 478</b>	<b>0</b>	<b>201 311</b>	<b>49 047 813</b>
Motor Vehicle Body	296 461	27	0	983	18	3 287	0	475	0	360	0	11 455	313 066
Truck Trailer Manufacturing	117 824	40	13	1 307	305	77	23	397	129	198	8	2 939	123 260
Motor Home, Travel and Camper	100 433	5 829	0	138	1 046	3	0	0	0	119	0	413	107 981
<b>Total Body, Trailer and Motor Home</b>	<b>514 718</b>	<b>5 896</b>	<b>13</b>	<b>2 428</b>	<b>1 369</b>	<b>3 367</b>	<b>23</b>	<b>872</b>	<b>129</b>	<b>677</b>	<b>8</b>	<b>14 807</b>	<b>544 307</b>
Automotive Stampings	2 333 978	4 604	32 147	21 036	3 815	915	5 430	4 767	2 534	373	84	35 794	2 445 477
Electrical Systems	257 051	263	7	6 453	185	562	108	13	0	89	43	5 458	270 232
Engines and Assemblies	3 596 186	1 442	10 806	8 950	1 595	376	1 880	980	133	134	26	10 486	3 632 994
Motor Vehicle Trans. & Power Train	1 661 557	1 524	67 151	14 367	2 640	801	144 081	1 552	597	899	58	19 974	1 915 201
Plastic Part	1 299 929	2 208	7 500	3 048	105	5	0	3 343	2 903	11	8	16 113	1 335 173
Seating and Interior Trim	1 052 563	572	4 273	2 828	82	2	0	1 653	1 542	8	4	8 934	1 072 461
Steering and Suspension Comp.	577 258	772	8 618	7 122	1 408	304	1 810	838	118	146	26	9 784	608 204
Wheel and Brake Systems	1 200 918	1 456	5 335	3 630	243	523	132	3 001	40	352	78	7 243	1 222 951
Other Parts and Accessories	2 326 171	33 524	69 017	35 282	38 269	1 983	5 629	3 191	1 115	2 701	246	43 314	2 560 442
<b>Total Parts</b>	<b>14 305 611</b>	<b>46 365</b>	<b>204 854</b>	<b>102 716</b>	<b>48 342</b>	<b>5 471</b>	<b>159 070</b>	<b>19 338</b>	<b>8 982</b>	<b>4 713</b>	<b>573</b>	<b>157 100</b>	<b>15 063 135</b>
<b>Total</b>	<b>65 298 329</b>	<b>107 050</b>	<b>280 553</b>	<b>180 198</b>	<b>70 297</b>	<b>9 767</b>	<b>161 974</b>	<b>21 108</b>	<b>9 654</b>	<b>16 616</b>	<b>673</b>	<b>471 281</b>	<b>66 627 500</b>

NOTE: Europe excluding Germany



Automotive Exports by Selected Countries - 1996  
(\$000)

Table 16

	U.S.	Japan	Mexico	Europe	Germany	China	Korea	Brazil	Argentina	Chile	India	Other Countries	Total
Rubber and Plastic Hose/Belting	237 661	18	1 341	2 656	335	30	159	24	252	298	12	6 044	248 830
Tires Manufacturing	1 354 435	6 478	130	27 214	1 591	0	2 235	475	39	380	54	14 759	1 407 790
<b>Total Automotive Rubber Products</b>	<b>1 592 096</b>	<b>6 496</b>	<b>1 471</b>	<b>29 870</b>	<b>1 926</b>	<b>30</b>	<b>2 394</b>	<b>499</b>	<b>291</b>	<b>678</b>	<b>66</b>	<b>20 803</b>	<b>1 656 620</b>
Light Vehicles	41 524 010	57 762	64 265	28 470	16 437	31	3 208	64	31	2 426	0	120 574	41 817 278
Medium and Heavy -Duty Trucks	3 130 287	347	0	987	57	290	0	0	0	3 448	0	50 445	3 185 861
<b>Total Motor Vehicle</b>	<b>44 654 297</b>	<b>58 109</b>	<b>64 265</b>	<b>29 457</b>	<b>16 494</b>	<b>321</b>	<b>3 208</b>	<b>64</b>	<b>31</b>	<b>5 874</b>	<b>0</b>	<b>171 019</b>	<b>45 003 139</b>
Motor Vehicle Body	247 528	41	0	4 082	63	77	0	0	0	36	0	10 507	262 334
Truck Trailer Manufacturing	92 529	55	0	940	51	52	32	0	181	329	0	4 254	98 423
Motor Home, Travel and Camper	89 178	6 276	0	46	806	0	10	0	0	0	0	197	96 513
<b>Total Body,Trailer and Motor Home</b>	<b>429 235</b>	<b>6 372</b>	<b>0</b>	<b>5 068</b>	<b>920</b>	<b>129</b>	<b>42</b>	<b>0</b>	<b>181</b>	<b>365</b>	<b>0</b>	<b>14 958</b>	<b>457 270</b>
Automotive Stampings	2 228 887	1 421	35 787	18 544	5 892	2 694	1 443	4 828	434	169	67	27 194	2 327 360
Electrical Systems	234 761	1 104	0	7 446	1 404	710	40	31	0	89	50	6 964	252 599
Engines and Assemblies	3 209 644	771	40 083	7 650	4 522	972	493	1 107	205	285	27	10 173	3 275 932
Motor Vehicle Trans. & Power Train	1 254 923	926	53 428	12 237	3 824	1 801	26 022	1 743	306	561	274	17 660	1 373 705
Plastic Part	1 166 691	561	13 313	3 732	279	3	77	3 018	364	0	0	7 455	1 195 493
Seating and Interior Trim	999 585	623	6 001	2 507	129	1	56	1 525	195	6	0	4 032	1 014 660
Steering and Suspension Comp.	604 002	331	7 134	5 913	2 181	897	462	855	113	56	22	8 071	630 037
Wheel and Brake Systems	1 156 911	520	3 056	2 630	376	193	4	1 973	77	124	0	8 883	1 174 747
Other Parts and Accessories	2 273 669	31 503	56 922	28 562	48 784	2 988	1 663	3 668	275	682	82	36 807	2 485 605
<b>Total Parts</b>	<b>13 129 073</b>	<b>37 760</b>	<b>215 724</b>	<b>89 221</b>	<b>67 391</b>	<b>10 259</b>	<b>30 260</b>	<b>18 748</b>	<b>1 969</b>	<b>1 972</b>	<b>522</b>	<b>127 239</b>	<b>13 730 138</b>
<b>Total</b>	<b>59 804 701</b>	<b>109 737</b>	<b>281 460</b>	<b>153 616</b>	<b>86 731</b>	<b>10 739</b>	<b>35 904</b>	<b>19 311</b>	<b>2 472</b>	<b>6 869</b>	<b>566</b>	<b>334 019</b>	<b>60 847 167</b>

NOTE: Europe excluding Germany

**Automotive Exports by Selected Countries - 1995**  
(\$000)

**Table 17**

	U.S.	Japan	Mexico	Europe	Germany	China	Korea	Brazil	Argentina	Chile	India	Other Countries	Total
Rubber and Plastic Hose/Belting	240 580	4	10	4 240	187	2	627	592	12	282	22	7 025	253 583
Tires Manufacturing	1 238 221	8 309	147	17 574	1 108	3	1 237	486	0	443	49	8 180	1 275 757
<b>Total Automotive Rubber Products</b>	<b>1 478 801</b>	<b>8 313</b>	<b>157</b>	<b>21 814</b>	<b>1 295</b>	<b>5</b>	<b>1 864</b>	<b>1 078</b>	<b>12</b>	<b>725</b>	<b>71</b>	<b>15 205</b>	<b>1 529 340</b>
Light Vehicles	41 749 332	44 589	43 583	33 483	21 411	344	523	9 543	13	1 493	0	175 676	42 079 990
Medium and Heavy -Duty Trucks	3 243 580	0	0	463	70	24	0	0	0	239	0	61 692	3 306 068
<b>Total Motor Vehicle</b>	<b>44 992 912</b>	<b>44 589</b>	<b>43 583</b>	<b>33 946</b>	<b>21 481</b>	<b>368</b>	<b>523</b>	<b>9 543</b>	<b>13</b>	<b>1 732</b>	<b>0</b>	<b>237 368</b>	<b>45 386 058</b>
Motor Vehicle Body	229 917	172	0	1 040	213	2 208	553	502	0	605	0	5 759	240 969
Truck Trailer Manufacturing	80 129	99	0	988	79	7	31	18	432	674	0	3 376	85 833
Motor Home, Travel and Camper	77 826	5 502	0	180	749	0	172	0	0	0	0	50	84 479
<b>Total Body, Trailer and Motor Home</b>	<b>387 872</b>	<b>5 773</b>	<b>0</b>	<b>2 208</b>	<b>1 041</b>	<b>2 215</b>	<b>756</b>	<b>520</b>	<b>432</b>	<b>1 279</b>	<b>0</b>	<b>9 185</b>	<b>411 281</b>
Automotive Stampings	2 015 591	1 972	38 185	15 208	7 746	4 089	1 479	3 575	114	334	27	41 665	2 129 985
Electrical Systems	208 342	358	168	5 024	2 543	149	505	37	21	97	59	6 847	224 150
Engines and Assemblies	2 223 844	807	44 554	6 898	4 750	1 339	544	1 168	58	149	11	9 058	2 293 180
Motor Vehicle Trans. & Power Train	1 507 481	1 003	44 557	11 195	5 000	2 891	76 385	2 105	368	635	286	17 800	1 669 706
Plastic Part	877 826	741	12 897	961	418	125	6	553	42	16	0	29 267	922 852
Seating and Interior Trim	862 819	1 781	9 071	1 330	264	70	0	279	21	8	0	15 220	890 863
Steering and Suspension Comp.	643 303	483	8 850	5 349	2 912	1 332	551	1 052	27	108	9	8 038	672 014
Wheel and Brake Systems	1 142 801	94	2 345	2 148	151	388	0	2 926	0	311	0	9 220	1 160 384
Other Parts and Accessories	2 218 776	24 046	53 382	26 136	60 629	8 004	2 480	3 356	93	796	40	41 864	2 439 602
<b>Total Parts</b>	<b>11 700 783</b>	<b>31 285</b>	<b>214 009</b>	<b>74 249</b>	<b>84 413</b>	<b>18 387</b>	<b>81 950</b>	<b>15 051</b>	<b>744</b>	<b>2 454</b>	<b>432</b>	<b>178 979</b>	<b>12 402 736</b>
<b>Total</b>	<b>58 560 368</b>	<b>89 960</b>	<b>257 749</b>	<b>132 217</b>	<b>108 230</b>	<b>20 975</b>	<b>85 093</b>	<b>26 192</b>	<b>1 201</b>	<b>6 190</b>	<b>503</b>	<b>440 737</b>	<b>59 729 415</b>

NOTE: Europe excluding Germany

Automotive Exports by Selected Countries - 1994  
(\$000)

Table 18

	U.S.	Japan	Mexico	Europe	Germany	China	Korea	Brazil	Argentina	Chile	India	Other Countries	Total
Rubber and Plastic Hose/Belting	177 895	384	42	2 567	115	7	121	887	48	237	17	5 698	188 018
Tires Manufacturing	1 220 313	10 140	1 037	16 673	1 241	0	1 623	67	72	560	0	7 420	1 259 146
<b>Total Automotive Rubber Products</b>	<b>1 398 208</b>	<b>10 524</b>	<b>1 079</b>	<b>19 240</b>	<b>1 356</b>	<b>7</b>	<b>1 744</b>	<b>954</b>	<b>120</b>	<b>797</b>	<b>17</b>	<b>13 118</b>	<b>1 447 164</b>
Light Vehicles	39 292 066	45 668	61 154	37 336	20 444	573	0	6 177	2	478	0	83 144	39 547 042
Medium and Heavy -Duty Trucks	2 790 883	0	0	312	34	3 367	0	0	0	0	0	68 376	2 862 972
<b>Total Motor Vehicle</b>	<b>42 082 949</b>	<b>45 668</b>	<b>61 154</b>	<b>37 648</b>	<b>20 478</b>	<b>3 940</b>	<b>0</b>	<b>6 177</b>	<b>2</b>	<b>478</b>	<b>0</b>	<b>151 520</b>	<b>42 410 014</b>
Motor Vehicle Body	208 540	0	278	2 020	15	3 826	1 417	0	28	16	0	6 606	222 746
Truck Trailer Manufacturing	67 063	0	4	674	8	648	5	0	188	232	0	3 943	72 765
Motor Home, Travel and Camper	63 480	4 419	0	0	90	0	0	0	0	4	0	52	68 045
<b>Total Body, Trailer and Motor Home</b>	<b>339 083</b>	<b>4 419</b>	<b>282</b>	<b>2 694</b>	<b>113</b>	<b>4 474</b>	<b>1 422</b>	<b>0</b>	<b>216</b>	<b>252</b>	<b>0</b>	<b>10 601</b>	<b>363 556</b>
Automotive Stampings	2 130 685	2 803	22 930	14 519	4 919	5 817	661	295	229	130	3	35 407	2 218 398
Electrical Systems	225 602	273	238	7 056	3 452	432	173	16	355	129	13	8 354	246 093
Engines and Assemblies	2 415 810	1 374	14 585	6 672	4 162	1 931	595	291	179	73	1	7 750	2 453 423
Motor Vehicle Trans. & Power Train	1 325 583	435	8 688	9 920	3 245	4 288	452	94	632	565	2	13 384	1 367 288
Plastic Part	792 464	2 882	12 209	1 627	152	695	18	169	146	39	0	27 342	837 743
Seating and Interior Trim	912 454	6 211	9 628	1 346	89	75	17	46	73	20	0	14 387	944 346
Steering and Suspension Comp.	652 938	214	4 962	4 673	2 103	1 911	216	42	40	34	1	6 659	673 793
Wheel and Brake Systems	1 062 745	84	6 082	2 085	279	83	36	1 982	0	56	43	8 917	1 082 392
Other Parts and Accessories	2 334 507	42 264	19 563	19 948	39 889	11 158	1 573	202	214	294	78	31 839	2 501 529
<b>Total Parts</b>	<b>11 852 788</b>	<b>56 540</b>	<b>98 885</b>	<b>67 846</b>	<b>58 290</b>	<b>26 390</b>	<b>3 741</b>	<b>3 137</b>	<b>1 868</b>	<b>1 340</b>	<b>141</b>	<b>154 039</b>	<b>12 325 005</b>
<b>Total</b>	<b>55 673 028</b>	<b>117 151</b>	<b>161 400</b>	<b>127 428</b>	<b>80 237</b>	<b>34 811</b>	<b>6 907</b>	<b>10 268</b>	<b>2 206</b>	<b>2 867</b>	<b>158</b>	<b>329 276</b>	<b>56 545 739</b>

NOTE: Europe excluding Germany

**Automotive Exports by Selected Countries - 1993**  
(\$000)

**Table 19**

	U.S.	Japan	Mexico	Europe	Germany	China	Korea	Brazil	Argentina	Chile	India	Other Countries	Total
Rubber and Plastic Hose/Belting	133 795	97	169	3 101	90	133	456	98	0	356	52	5 738	144 085
Tires Manufacturing	1 089 308	13 832	371	13 763	919	7	2 720	5	28	112	149	9 634	1 130 848
<b>Total Automotive Rubber Products</b>	<b>1 223 103</b>	<b>13 929</b>	<b>540</b>	<b>16 864</b>	<b>1 009</b>	<b>140</b>	<b>3 176</b>	<b>103</b>	<b>28</b>	<b>468</b>	<b>201</b>	<b>15 372</b>	<b>1 274 933</b>
Light Vehicles	32 418 590	30 892	4 786	19 101	119 707	1 300	66	2 951	0	660	0	92 343	32 690 396
Medium and Heavy -Duty Trucks	2 444 201	0	115	552	137	4 394	0	0	0	5	0	24 023	2 473 427
<b>Total Motor Vehicle</b>	<b>34 862 791</b>	<b>30 892</b>	<b>4 901</b>	<b>19 653</b>	<b>119 844</b>	<b>5 694</b>	<b>66</b>	<b>2 951</b>	<b>0</b>	<b>665</b>	<b>0</b>	<b>116 366</b>	<b>35 163 823</b>
Motor Vehicle Body	224 310	0	353	2 147	73	6 233	50	0	16	150	0	12 525	245 857
Truck Trailer Manufacturing	52 752	2	7	412	101	0	19	0	0	176	0	1 572	55 041
Motor Home, Travel and Camper	53 060	521	0	3	67	0	0	0	0	0	0	227	53 878
<b>Total Body, Trailer and Motor Home</b>	<b>330 122</b>	<b>523</b>	<b>360</b>	<b>2 562</b>	<b>241</b>	<b>6 233</b>	<b>69</b>	<b>0</b>	<b>16</b>	<b>326</b>	<b>0</b>	<b>14 324</b>	<b>354 776</b>
Automotive Stampings	1 751 015	3 275	27 176	11 832	3 751	4 101	278	143	121	124	45	28 540	1 830 401
Electrical Systems	186 157	14	387	3 505	2 936	52	317	19	8	109	36	5 729	199 269
Engines and Assemblies	2 251 574	2 134	11 892	4 853	5 133	1 170	1 349	31	202	137	97	7 416	2 285 988
Motor Vehicle Trans. & Power Train	1 435 627	1 000	43 024	7 528	2 852	2 553	183	44	38	441	247	11 123	1 504 660
Plastic Part	559 805	2 559	15 668	3 297	377	840	179	102	91	21	1	22 848	605 788
Seating and Interior Trim	444 097	1 761	10 617	1 558	163	420	48	51	49	20	0	11 880	470 664
Steering and Suspension Comp.	544 308	447	4 721	3 151	3 151	1 157	69	22	18	36	15	5 442	562 537
Wheel and Brake Systems	1 024 257	104	1 943	1 633	264	376	0	762	0	432	60	7 164	1 036 995
Other Parts and Accessories	1 991 050	39 489	23 356	18 567	48 140	4 136	2 721	239	89	427	60	24 650	2 152 924
<b>Total Parts</b>	<b>10 187 890</b>	<b>50 783</b>	<b>138 784</b>	<b>55 924</b>	<b>66 767</b>	<b>14 805</b>	<b>5 144</b>	<b>1 413</b>	<b>616</b>	<b>1 747</b>	<b>561</b>	<b>124 792</b>	<b>10 649 226</b>
<b>Total</b>	<b>46 603 906</b>	<b>96 127</b>	<b>144 585</b>	<b>95 003</b>	<b>187 861</b>	<b>26 872</b>	<b>8 455</b>	<b>4 467</b>	<b>660</b>	<b>3 206</b>	<b>762</b>	<b>270 854</b>	<b>47 442 758</b>

NOTE: Europe excluding Germany

Automotive Exports by Selected Countries - 1992  
(\$000)

Table 20

	U.S.	Japan	Mexico	Europe	Germany	China	Korea	Brazil	Argentina	Chile	India	Other Countries	Total
Rubber and Plastic Hose/Belting	120 170	31	100	2 474	219	21	100	87	18	74	52	5 144	128 490
Tires Manufacturing	920 730	13 352	1 395	13 886	3 257	128	917	2	50	162	116	9 492	963 487
<b>Total Automotive Rubber Products</b>	<b>1 040 900</b>	<b>13 383</b>	<b>1 495</b>	<b>16 360</b>	<b>3 476</b>	<b>149</b>	<b>1 017</b>	<b>89</b>	<b>68</b>	<b>236</b>	<b>168</b>	<b>14 636</b>	<b>1 091 977</b>
Light Vehicles	25 754 788	824	32	9 487	104 483	173	0	18	0	368	0	79 958	25 950 131
Medium and Heavy -Duty Trucks	1 765 391	22	0	487	303	1 002	298	0	17	110	0	10 815	1 778 445
<b>Total Motor Vehicle</b>	<b>27 520 179</b>	<b>846</b>	<b>32</b>	<b>9 974</b>	<b>104 786</b>	<b>1 175</b>	<b>298</b>	<b>18</b>	<b>17</b>	<b>478</b>	<b>0</b>	<b>90 773</b>	<b>27 728 576</b>
Motor Vehicle Body	165 182	0	145	1 950	88	2 933	147	125	263	49	2 766	7 365	181 013
Truck Trailer Manufacturing	26 897	31	0	212	28	27	0	0	6	273	0	2 005	29 479
Motor Home, Travel and Camper	37 961	1 078	0	209	37	0	0	0	0	0	0	109	39 394
<b>Total Body,Trailer and Motor Home</b>	<b>230 040</b>	<b>1 109</b>	<b>145</b>	<b>2 371</b>	<b>153</b>	<b>2 960</b>	<b>147</b>	<b>125</b>	<b>269</b>	<b>322</b>	<b>2 766</b>	<b>9 479</b>	<b>249 886</b>
Automotive Stampings	1 443 039	1 690	29 026	7 008	2 168	1 588	354	53	105	137	93	18 611	1 503 872
Electrical Systems	197 999	17	338	3 784	1 091	28	321	7	24	97	92	5 552	209 350
Engines and Assemblies	1 748 089	1 613	7 723	3 133	5 093	438	1 564	43	28	70	45	5 380	1 773 219
Motor Vehicle Trans. & Power Train	1 352 680	419	67 585	4 611	1 184	948	173	26	56	257	570	6 635	1 435 144
Plastic Part	384 035	1 437	15 869	1 579	865	493	152	24	29	30	0	16 834	421 347
Seating and Interior Trim	361 743	869	6 970	1 524	355	247	3	12	15	19	0	8 659	380 416
Steering and Suspension Comp.	469 794	208	5 467	2 020	2 352	406	86	12	28	38	31	2 345	482 787
Wheel and Brake Systems	830 340	27	1 208	1 797	342	6	92	66	0	349	6	3 789	838 022
Other Parts and Accessories	1 719 008	31 286	24 602	15 222	71 596	1 443	7 367	292	94	612	111	17 391	1 889 024
<b>Total Parts</b>	<b>8 506 727</b>	<b>37 566</b>	<b>158 788</b>	<b>40 678</b>	<b>85 046</b>	<b>5 597</b>	<b>10 112</b>	<b>535</b>	<b>379</b>	<b>1 609</b>	<b>948</b>	<b>85 196</b>	<b>8 933 181</b>
<b>Total</b>	<b>37 297 846</b>	<b>52 904</b>	<b>160 460</b>	<b>69 383</b>	<b>193 451</b>	<b>9 881</b>	<b>11 574</b>	<b>767</b>	<b>733</b>	<b>2 645</b>	<b>3 862</b>	<b>200 084</b>	<b>38 003 620</b>

NOTE: Europe excluding Germany



# TRADE BALANCES



**Automotive Trade Balances Summary**  
(\$000)

Table 21

	1992	1993	1994	1995	1996	1997	1998	1999	2000	% Change 99/00
Rubber and Plastic Hose/Belting	- 120 409	- 176 666	- 216 817	- 215 948	- 256 282	- 417 124	- 391 131	- 400 065	- 414 901	4
Tires Manufacturing	43 694	46 707	22 218	- 138 917	54 756	186 221	49 322	- 178 721	- 154 687	- 13
<b>Total Automotive Rubber Products</b>	<b>- 76 715</b>	<b>- 129 959</b>	<b>- 194 599</b>	<b>- 354 865</b>	<b>- 201 526</b>	<b>- 230 903</b>	<b>- 341 809</b>	<b>- 578 786</b>	<b>- 569 588</b>	<b>- 2</b>
Light Vehicles	12 626 596	18 982 732	23 278 771	26 578 152	25 154 150	23 819 484	27 871 750	38 485 301	36 115 094	- 6
Medium and Heavy -Duty Trucks	905 793	1 106 241	749 927	993 595	1 161 473	997 743	1 660 351	2 235 935	1 356 040	- 39
<b>Total Motor Vehicle</b>	<b>13 532 389</b>	<b>20 088 973</b>	<b>24 028 698</b>	<b>27 571 747</b>	<b>26 315 623</b>	<b>24 817 227</b>	<b>29 532 101</b>	<b>40 721 236</b>	<b>37 471 134</b>	<b>- 8</b>
Motor Vehicle Body	39 327	58 101	4 406	- 41 820	30 244	- 9 533	54 113	126 826	355 591	180
Truck Trailer Manufacturing	- 204 575	- 237 210	- 345 430	- 430 457	- 330 543	- 433 392	- 649 624	- 593 722	- 602 334	1
Motor Home, Travel and Camper	- 285 241	- 283 938	- 235 217	- 229 485	- 303 099	- 390 818	- 428 964	- 396 794	- 404 535	2
<b>Total Body,Trailer and Motor Home</b>	<b>- 450 489</b>	<b>- 463 047</b>	<b>- 576 241</b>	<b>- 701 762</b>	<b>- 603 398</b>	<b>- 833 743</b>	<b>- 1 024 475</b>	<b>- 863 690</b>	<b>- 651 278</b>	<b>- 25</b>
Automotive Stampings	- 1 315	170 906	645 289	151 312	352 868	274 687	496 289	741 294	1 125 356	52
Electrical Systems	- 1 352 270	- 1 834 416	- 2 286 379	- 2 350 877	- 2 407 543	- 2 707 006	- 2 912 555	- 3 327 771	- 3 236 710	- 3
Engines and Assemblies	- 1 840 088	- 2 358 778	- 3 216 439	- 3 542 187	- 3 169 165	- 3 502 635	- 4 220 432	- 5 208 416	- 5 270 908	1
Motor Vehicle Trans. & Power Train	- 1 822 571	- 2 607 648	- 3 532 566	- 3 508 828	- 3 703 220	- 4 238 499	- 4 575 436	- 4 637 532	- 4 189 562	- 10
Plastic Part	452 110	660 593	852 400	949 526	1 164 365	1 417 552	1 436 626	1 634 958	1 976 827	21
Seating and Interior Trim	- 269 730	- 456 725	- 195 482	166 670	223 751	254 093	433 147	307 498	351 243	14
Steering and Suspension Components	- 870 617	- 1 222 258	- 1 375 712	- 1 458 734	- 1 434 348	- 1 863 502	- 2 252 254	- 2 627 355	- 2 616 036	0
Wheel and Brake Systems	- 52 168	- 234 819	- 467 378	- 451 422	- 480 569	- 674 697	- 542 000	- 689 242	- 688 920	0
Other Parts and Accessories	- 2 995 288	- 3 827 159	- 5 941 548	- 6 293 818	- 6 422 493	- 7 179 548	- 8 798 916	- 10 099 630	- 10 202 437	1
<b>Total Parts</b>	<b>- 8 751 937</b>	<b>- 11 710 304</b>	<b>- 15 517 815</b>	<b>- 16 338 358</b>	<b>- 15 876 354</b>	<b>- 18 219 555</b>	<b>- 20 935 531</b>	<b>- 23 906 196</b>	<b>- 22 751 147</b>	<b>- 5</b>
<b>Total</b>	<b>4 253 248</b>	<b>7 785 663</b>	<b>7 740 043</b>	<b>10 176 762</b>	<b>9 634 345</b>	<b>5 533 026</b>	<b>7 230 286</b>	<b>15 372 564</b>	<b>13 499 121</b>	<b>- 12</b>

NOTE: Trade balance = export (including re-export) - import

**Automotive Trade Balance by Selected Countries - 2000**  
(\$000)

**Table 22**

	U.S.	Japan	Mexico	Europe	Germany	China	Korea	Brazil	Argentina	Chile	India	Other Countries	Total
Rubber and Plastic Hose/Belting	- 310 544	- 42 740	- 19 821	- 21 131	- 7 564	272	- 5 802	- 161	17	731	- 311	- 7 847	- 414 901
Tires Manufacturing	350 836	- 173 029	5 268	- 143 593	- 13 273	- 30 132	- 86 745	- 22 708	- 3 770	- 1 697	- 888	- 34 956	- 154 687
<b>Total Automotive Rubber Products</b>	<b>40 292</b>	<b>- 215 769</b>	<b>- 14 553</b>	<b>- 164 724</b>	<b>- 20 837</b>	<b>- 29 860</b>	<b>- 92 547</b>	<b>- 22 869</b>	<b>- 3 753</b>	<b>- 966</b>	<b>- 1 199</b>	<b>- 42 803</b>	<b>- 569 588</b>
Light Vehicles	44 167 635	- 3 228 783	- 2 598 744	- 431 440	- 1 168 609	4 583	- 722 994	- 52 745	500	16 345	38	129 308	36 115 094
Medium and Heavy -Duty Trucks	1 486 597	- 47 203	- 19 147	- 37 148	- 324	30	- 38	0	1 263	1 050	- 1	- 29 039	1 356 040
<b>Total Motor Vehicle</b>	<b>45 654 232</b>	<b>- 3 275 986</b>	<b>- 2 617 891</b>	<b>- 468 588</b>	<b>- 1 168 933</b>	<b>4 613</b>	<b>- 723 032</b>	<b>- 52 745</b>	<b>1 763</b>	<b>17 395</b>	<b>37</b>	<b>100 269</b>	<b>37 471 134</b>
Motor Vehicle Body	362 771	12	- 3 885	- 2 499	- 1 930	1 048	- 119	- 5 304	198	474	- 2	4 827	355 591
Truck Trailer Manufacturing	- 561 920	- 308	- 24 321	- 2 019	- 941	- 14 132	- 460	- 197	15	85	- 170	2 034	- 602 334
Motor Home, Travel and Camper	- 397 952	- 4 893	- 365	223	- 1 094	- 10	0	0	0	0	0	- 444	- 404 535
<b>Total Body,Trailer and Motor Home</b>	<b>- 597 101</b>	<b>- 5 189</b>	<b>- 28 571</b>	<b>- 4 295</b>	<b>- 3 965</b>	<b>- 13 094</b>	<b>- 579</b>	<b>- 5 501</b>	<b>213</b>	<b>559</b>	<b>- 172</b>	<b>6 417</b>	<b>- 651 278</b>
Automotive Stampings	843 315	- 13 288	36 193	35 527	4 035	124 856	- 442	24 947	710	204	- 45	69 344	1 125 356
Electrical Systems	- 1 958 302	- 105 845	- 866 508	- 81 286	- 17 091	- 127 186	- 4 428	- 3 323	- 160	16	- 917	- 71 680	- 3 236 710
Engines and Assemblies	- 4 165 230	- 482 044	- 399 285	- 148 528	- 66 074	- 1 987	- 2 739	- 2 107	95	130	- 119	- 3 020	- 5 270 908
Motor Vehicle Trans. & Power Train	- 3 696 511	- 588 042	80 025	- 68 348	- 15 092	- 1 588	108 792	- 5 819	404	340	- 1 842	- 1 881	- 4 189 562
Plastic Part	1 696 449	- 4 769	8 718	5 714	- 2 432	164 673	- 713	32 472	175	16	- 6	76 530	1 976 827
Seating and Interior Trim	466 264	- 27 122	- 224 091	1	- 2 545	79 391	- 76	16 204	92	11	- 134	43 248	351 243
Steering and Suspension Comp.	- 2 375 912	- 106 438	- 39 345	- 21 732	- 17 089	- 401	- 2 235	- 1 295	- 7	64	- 2 166	- 49 480	- 2 616 036
Wheel and Brake Systems	- 448 921	- 53 338	- 44 016	- 18 788	- 23 249	- 37 730	- 6 512	- 31 006	- 1 823	- 67	- 975	- 22 495	- 688 920
Other Parts and Accessories	- 9 060 956	- 470 248	- 315 470	- 152 082	- 46 616	2 504	- 20 023	- 40 392	845	628	- 4 194	- 96 433	- 10 202 437
<b>Total Parts</b>	<b>- 18 699 804</b>	<b>- 1 851 134</b>	<b>- 1 763 779</b>	<b>- 449 522</b>	<b>- 186 153</b>	<b>202 532</b>	<b>71 624</b>	<b>- 10 319</b>	<b>331</b>	<b>1 342</b>	<b>- 10 398</b>	<b>- 55 867</b>	<b>- 22 751 147</b>
<b>Total</b>	<b>26 397 619</b>	<b>- 5 348 078</b>	<b>- 4 424 794</b>	<b>- 1 087 129</b>	<b>- 1 379 888</b>	<b>164 191</b>	<b>- 744 534</b>	<b>- 91 434</b>	<b>- 1 446</b>	<b>19 330</b>	<b>- 11 732</b>	<b>8 016</b>	<b>13 499 121</b>

NOTE: - Trade balance = export (including re-export) - import  
- Europe excluding Germany



**Automotive Trade Balance by Selected Countries - 1999**  
(\$000)

**Table 23**

	U.S.	Japan	Mexico	Europe	Germany	China	Korea	Brazil	Argentina	Chile	India	Other Countries	Total
Rubber and Plastic Hose/Belting	-304 581	-37 330	-12 627	-17 459	-7 680	-372	-6 804	-948	86	1 094	-62	-13 382	-400 065
Tires Manufacturing	275 325	-172 516	4 179	-125 002	-15 979	-21 223	-76 931	-23 134	-51	-392	-895	-22 102	-178 721
<b>Total Automotive Rubber Products</b>	<b>-29 256</b>	<b>-209 846</b>	<b>-8 448</b>	<b>-142 461</b>	<b>-23 659</b>	<b>-21 595</b>	<b>-83 735</b>	<b>-24 082</b>	<b>35</b>	<b>702</b>	<b>-957</b>	<b>-35 484</b>	<b>-578 786</b>
Light Vehicles	44 764 013	-2 939 164	-1 542 443	-290 053	-1 122 145	527	-471 029	3 341	1 212	8 772	97	72 173	38 485 301
Medium and Heavy -Duty Trucks	2 402 027	-31 533	-48 228	-34 304	349	685	115	-5	0	222	-10	-53 383	2 235 935
<b>Total Motor Vehicle</b>	<b>47 166 040</b>	<b>-2 970 697</b>	<b>-1 590 671</b>	<b>-324 357</b>	<b>-1 121 796</b>	<b>1 212</b>	<b>-470 914</b>	<b>3 336</b>	<b>1 212</b>	<b>8 994</b>	<b>87</b>	<b>18 790</b>	<b>40 721 236</b>
Motor Vehicle Body	122 045	-1 220	-3 921	-3 545	-231	1 214	-215	-20	211	0	0	12 508	126 826
Truck Trailer Manufacturing	-562 717	-206	-13 273	-1 202	-3 392	-6 800	-2 996	140	129	783	-24	-4 164	-593 722
Motor Home, Travel and Camper	-390 674	-6 151	-650	546	538	-2	0	0	0	0	0	-401	-396 794
<b>Total Body, Trailer and Motor Home</b>	<b>-831 346</b>	<b>-7 577</b>	<b>-17 844</b>	<b>-4 201</b>	<b>-3 085</b>	<b>-5 588</b>	<b>-3 211</b>	<b>120</b>	<b>340</b>	<b>783</b>	<b>-24</b>	<b>7 943</b>	<b>-863 690</b>
Automotive Stampings	584 030	-14 425	29 589	29 308	3 530	43 139	-247	7 000	1 252	171	-24	57 971	741 294
Electrical Systems	-2 077 530	-74 311	-911 254	-43 016	-14 761	-140 932	-1 977	-4 323	-160	29	-1 531	-58 005	-3 327 771
Engines and Assemblies	-4 021 143	-639 498	-378 838	-97 996	-42 285	-1 220	-2 286	-3 140	-34	98	-145	-21 929	-5 208 416
Motor Vehicle Trans. & Power Train	-4 026 970	-602 206	39 004	-96 455	-14 461	-4 583	72 503	-3 295	292	510	-1 602	-269	-4 637 532
Plastic Part	1 505 213	-3 101	7 903	1 500	-2 834	56 126	-601	8 692	1 279	0	-1	60 782	1 634 958
Seating and Interior Trim	434 281	-17 511	-172 189	-678	-2 050	26 793	4	4 228	645	0	-5	33 980	307 498
Steering and Suspension Comp.	-2 382 104	-92 650	-46 473	-23 823	-19 660	-400	-1 717	-4 160	-44	64	-1 420	-54 968	-2 627 355
Wheel and Brake Systems	-470 010	-59 541	-36 964	-15 307	-15 405	-36 120	-5 910	-21 724	-531	-25	-3 083	-24 622	-689 242
Other Parts and Accessories	-9 066 453	-315 728	-354 575	-137 798	-33 847	-15 820	-12 593	-54 361	661	682	-6 361	-103 437	-10 099 630
<b>Total Parts</b>	<b>-19 520 686</b>	<b>-1 818 971</b>	<b>-1 823 797</b>	<b>-384 265</b>	<b>-141 773</b>	<b>-73 017</b>	<b>47 176</b>	<b>-71 083</b>	<b>3 360</b>	<b>1 529</b>	<b>-14 172</b>	<b>-110 497</b>	<b>-23 906 196</b>
<b>Total</b>	<b>26 784 752</b>	<b>-5 007 091</b>	<b>-3 440 760</b>	<b>-855 284</b>	<b>-1 290 313</b>	<b>-98 988</b>	<b>-510 684</b>	<b>-91 709</b>	<b>4 947</b>	<b>12 008</b>	<b>-15 066</b>	<b>-119 248</b>	<b>15 372 564</b>

NOTE: - Trade balance = export (including re-export) - import  
- Europe excluding Germany

**Automotive Trade Balance by Selected Countries - 1998**  
 (\$000)

Table 24

	U.S.	Japan	Mexico	Europe	Germany	China	Korea	Brazil	Argentina	Chile	India	Other Countries	Total
Rubber and Plastic Hose/Belting	- 308 567	- 37 720	- 7 182	- 18 138	- 7 168	- 70	- 6 601	- 88	87	617	- 129	- 6 172	- 391 131
Tires Manufacturing	414 525	- 168 214	7 759	- 70 637	- 11 329	- 14 970	- 81 330	- 14 957	725	- 367	- 751	- 11 132	49 322
<b>Total Automotive Rubber Products</b>	<b>105 958</b>	<b>- 205 934</b>	<b>577</b>	<b>- 88 775</b>	<b>- 18 497</b>	<b>- 15 040</b>	<b>- 87 931</b>	<b>- 15 045</b>	<b>812</b>	<b>250</b>	<b>- 880</b>	<b>- 17 304</b>	<b>- 341 809</b>
Light Vehicles	33 132 431	- 2 617 210	- 1 350 834	- 284 959	- 860 040	4 073	- 258 330	4 327	1 239	6 762	0	94 291	27 871 750
Medium and Heavy -Duty Trucks	1 724 264	- 25 409	- 30 109	- 10 170	177	910	0	462	89	2 298	0	- 2 161	1 660 351
<b>Total Motor Vehicle</b>	<b>34 856 695</b>	<b>- 2 642 619</b>	<b>- 1 380 943</b>	<b>- 295 129</b>	<b>- 859 863</b>	<b>4 983</b>	<b>- 258 330</b>	<b>4 789</b>	<b>1 328</b>	<b>9 060</b>	<b>0</b>	<b>92 130</b>	<b>29 532 101</b>
Motor Vehicle Body	44 385	- 27	- 3	- 5 603	- 55	10	0	1 994	1 045	1 657	0	10 710	54 113
Truck Trailer Manufacturing	- 609 827	- 1 423	- 29 031	- 2 988	- 1 261	- 2 484	- 2 911	10	223	512	- 34	- 410	- 649 624
Motor Home, Travel and Camper	- 404 336	2 770	- 1 653	- 27 192	1 236	- 1	- 1	0	0	0	0	213	- 428 964
<b>Total Body, Trailer and Motor Home</b>	<b>- 969 778</b>	<b>1 320</b>	<b>- 30 687</b>	<b>- 35 783</b>	<b>- 80</b>	<b>- 2 475</b>	<b>- 2 912</b>	<b>2 004</b>	<b>1 268</b>	<b>2 169</b>	<b>- 34</b>	<b>10 513</b>	<b>- 1 024 475</b>
Automotive Stampings	303 274	- 10 548	30 684	20 891	2 174	1 332	343	26 172	10 932	279	144	110 612	496 289
Electrical Systems	- 1 753 240	- 69 491	- 902 481	- 19 583	- 29 090	- 94 811	- 1 806	- 2 970	- 44	145	- 755	- 38 429	- 2 912 555
Engines and Assemblies	- 3 514 952	- 378 142	- 168 116	- 121 481	- 20 364	- 685	- 837	- 5 280	10	44	- 129	- 10 500	- 4 220 432
Motor Vehicle Trans. & Power Train	- 4 045 676	- 424 761	33 891	- 127 785	- 26 650	- 3 220	9 946	- 118	320	779	- 1 204	9 042	- 4 575 436
Plastic Part	1 266 151	- 1 856	2 149	2 109	- 2 490	536	- 105	33 237	14 270	15	127	122 483	1 436 626
Seating and Interior Trim	553 693	- 7 318	- 191 443	- 7 629	- 2 344	265	46	16 625	7 235	7	34	63 976	433 147
Steering and Suspension Comp.	- 2 044 648	- 75 273	- 39 495	- 15 006	- 17 115	- 60	- 2 072	- 4 507	- 216	89	- 1 558	- 52 393	- 2 252 254
Wheel and Brake Systems	351 380	- 35 976	- 42 536	- 18 536	- 12 753	- 30 251	- 8 034	- 10 240	268	137	- 4 815	- 27 884	- 542 000
Other Parts and Accessories	- 7 798 960	- 413 226	- 264 962	- 175 652	- 32 026	- 6 302	- 9 957	- 32 939	3 984	1 854	- 1 660	- 69 070	- 8 798 916
<b>Total Parts</b>	<b>- 17 385 738</b>	<b>- 1 416 591</b>	<b>- 1 542 309</b>	<b>- 462 672</b>	<b>- 140 658</b>	<b>- 133 196</b>	<b>- 12 476</b>	<b>19 980</b>	<b>36 759</b>	<b>3 349</b>	<b>- 9 816</b>	<b>107 837</b>	<b>- 20 935 531</b>
<b>Total</b>	<b>16 607 137</b>	<b>- 4 263 824</b>	<b>- 2 953 362</b>	<b>- 682 359</b>	<b>- 1 019 096</b>	<b>- 145 726</b>	<b>- 361 649</b>	<b>11 726</b>	<b>40 167</b>	<b>14 828</b>	<b>- 10 730</b>	<b>193 176</b>	<b>7 230 286</b>

NOTE: - Trade balance = export (including re-export) - import  
 - Europe excluding Germany

**Automotive Trade Balance by Selected Countries - 1997**  
(\$000)

**Table 25**

	U.S.	Japan	Mexico	Europe	Germany	China	Korea	Brazil	Argentina	Chile	India	Other Countries	Total
Rubber and Plastic Hose/Belting	- 333 604	- 36 756	- 3 106	- 23 153	- 11 563	- 179	- 6 308	- 51	59	637	7	- 3 107	- 417 124
Tires Manufacturing	411 959	- 162 189	33 894	- 63 614	- 11 316	- 11 541	- 70 582	- 5 327	673	- 37	- 396	64 697	- 186 221
<b>Total Automotive Rubber Products</b>	<b>78 355</b>	<b>- 198 945</b>	<b>30 788</b>	<b>- 86 767</b>	<b>- 22 879</b>	<b>- 11 720</b>	<b>- 76 890</b>	<b>- 5 378</b>	<b>732</b>	<b>600</b>	<b>- 389</b>	<b>61 590</b>	<b>- 230 903</b>
Light Vehicles	28 859 583	- 2 477 375	- 1 684 743	- 237 429	- 673 054	998	- 193 392	2 817	297	7 775	- 2	214 009	23 819 484
Medium and Heavy -Duty Trucks	998 380	- 18 421	- 22 831	- 10 436	211	19	287	0	0	5 497	0	45 037	997 743
<b>Total Motor Vehicle</b>	<b>29 857 963</b>	<b>- 2 495 796</b>	<b>- 1 707 574</b>	<b>- 247 865</b>	<b>- 672 843</b>	<b>1 017</b>	<b>- 193 105</b>	<b>2 817</b>	<b>297</b>	<b>13 272</b>	<b>- 2</b>	<b>259 046</b>	<b>24 817 227</b>
Motor Vehicle Body	2 632	- 409	- 370	- 28 771	- 16	3 243	56	473	0	360	0	13 269	- 9 533
Truck Trailer Manufacturing	- 426 073	- 2 647	- 1 416	- 2 274	- 606	- 701	- 883	391	130	198	- 36	525	- 433 392
Motor Home, Travel and Camper	- 395 078	6 458	- 2 029	287	- 1 071	- 8	65	0	0	119	0	439	- 390 818
<b>Total Body, Trailer and Motor Home</b>	<b>- 818 519</b>	<b>3 402</b>	<b>- 3 815</b>	<b>- 30 758</b>	<b>- 1 693</b>	<b>2 534</b>	<b>- 762</b>	<b>864</b>	<b>130</b>	<b>677</b>	<b>- 36</b>	<b>14 233</b>	<b>- 833 743</b>
Automotive Stampings	- 23 717	- 9 384	29 696	22 254	2 702	9 860	5 265	35 704	17 567	378	84	184 278	274 687
Electrical Systems	- 1 746 494	- 68 623	- 735 306	- 17 428	- 35 898	- 60 080	- 2 221	- 4 397	162	89	- 787	- 35 699	- 2 707 006
Engines and Assemblies	- 2 449 300	- 672 960	- 227 328	- 127 177	- 27 246	1 794	- 47	- 3 553	34	197	- 236	3 187	- 3 502 635
Motor Vehicle Trans. & Power Train	3 993 393	- 333 727	60 451	- 105 445	- 29 111	4 259	137 773	598	597	1 088	- 700	- 7 967 675	- 4 238 499
Plastic Part	1 167 481	- 1 391	- 2 679	1 263	- 2 876	- 153	- 249	44 444	22 945	11	- 35	188 791	1 417 552
Seating and Interior Trim	278 293	- 10 783	- 128 651	- 11 257	- 3 335	- 782	- 10	22 346	11 564	11	- 15	96 712	254 093
Steering and Suspension Comp.	- 1 710 360	- 57 520	- 28 381	- 14 699	- 16 292	3 157	- 1 150	- 418	- 488	148	- 1 381	- 36 118	- 1 863 502
Wheel and Brake Systems	- 468 232	- 37 419	- 55 251	- 23 230	- 14 650	- 12 557	- 10 249	- 14 268	- 268	490	- 2 868	- 36 195	- 674 697
Other Parts and Accessories	- 6 649 967	- 198 579	- 132 816	- 139 146	- 22 500	4 162	- 4 773	- 27 451	6 108	2 768	- 459	- 16 895	- 7 179 548
<b>Total Parts</b>	<b>- 7 608 903</b>	<b>- 1 390 386</b>	<b>- 1 220 265</b>	<b>- 414 865</b>	<b>- 149 206</b>	<b>- 50 340</b>	<b>124 339</b>	<b>53 005</b>	<b>57 897</b>	<b>5 180</b>	<b>- 6 397</b>	<b>- 7 619 614</b>	<b>- 18 219 555</b>
<b>Total</b>	<b>21 508 896</b>	<b>- 4 081 725</b>	<b>- 2 900 866</b>	<b>- 780 255</b>	<b>- 846 621</b>	<b>- 58 509</b>	<b>- 146 418</b>	<b>51 308</b>	<b>59 056</b>	<b>19 729</b>	<b>- 6 824</b>	<b>- 7 284 745</b>	<b>5 533 026</b>

NOTE: - Trade balance = export (including re-export) - import  
- Europe excluding Germany

**Automotive Trade Balance by Selected Countries - 1996**  
 (\$000)

**Table 26**

	U.S.	Japan	Mexico	Europe	Germany	China	Korea	Brazil	Argentina	Chile	India	Other Countries	Total
Rubber and Plastic Hose/Belting	- 180 058	- 36 260	- 2 674	- 19 531	- 7 220	- 38	- 7 228	- 111	252	286	10	- 3 710	- 256 282
Tires Manufacturing	391 397	- 143 238	- 2 674	- 76 118	- 8 693	- 8 464	- 79 601	- 4 439	- 85	334	- 1 058	- 12 605	54 756
<b>Total Automotive Rubber Products</b>	<b>211 339</b>	<b>- 179 498</b>	<b>- 5 348</b>	<b>- 95 649</b>	<b>- 15 913</b>	<b>- 8 502</b>	<b>- 86 829</b>	<b>- 4 550</b>	<b>167</b>	<b>620</b>	<b>- 1 048</b>	<b>- 16 315</b>	<b>- 201 526</b>
Light Vehicles	28 472 852	- 1 150 325	- 1 592 148	- 174 879	- 445 571	149	- 171 675	1 888	82	4 362	0	209 415	25 154 150
Medium and Heavy -Duty Trucks	1 129 931	- 9 702	- 13 003	- 9 440	- 207	290	0	0	40	3 456	0	60 108	1 161 473
<b>Total Motor Vehicle</b>	<b>29 602 783</b>	<b>- 1 160 027</b>	<b>- 1 605 151</b>	<b>- 184 319</b>	<b>- 445 778</b>	<b>439</b>	<b>- 171 675</b>	<b>1 888</b>	<b>122</b>	<b>7 818</b>	<b>0</b>	<b>269 523</b>	<b>26 315 623</b>
Motor Vehicle Body	42 923	- 561	- 1 270	- 22 174	- 93	77	- 15	- 432	0	278	0	11 511	30 244
Truck Trailer Manufacturing	- 326 708	- 1 750	- 718	- 1 887	- 910	- 556	- 97	- 127	181	329	- 34	1 734	- 330 543
Motor Home, Travel and Camper	- 302 405	7 533	- 866	123	- 6 940	0	10	0	0	0	0	- 554	- 303 099
<b>Total Body,Trailer and Motor Home</b>	<b>- 586 190</b>	<b>5 222</b>	<b>- 2 854</b>	<b>- 23 938</b>	<b>- 7 943</b>	<b>- 479</b>	<b>- 102</b>	<b>- 559</b>	<b>181</b>	<b>607</b>	<b>- 34</b>	<b>12 691</b>	<b>- 603 398</b>
Automotive Stampings	133 127	- 15 879	30 445	18 670	5 232	39 950	1 216	16 572	2 371	180	67	120 917	352 868
Electrical Systems	- 1 638 556	- 89 090	- 559 328	- 16 912	- 37 596	- 25 553	- 1 070	- 4 437	- 48	89	- 661	- 34 381	- 2 407 543
Engines and Assemblies	- 1 948 603	- 775 699	- 324 880	- 115 462	- 25 757	11 686	- 1 212	- 1 829	103	308	- 125	12 305	- 3 169 165
Motor Vehicle Trans. & Power Train	- 3 321 638	- 359 447	50 368	- 128 603	- 29 411	24 263	22 055	79	280	596	- 267	38 505	- 3 703 220
Plastic Part	1 067 915	- 3 591	1 096	2 285	- 4 365	- 150	- 257	17 955	2 947	0	0	80 530	1 164 365
Seating and Interior Trim	320 929	- 21 116	- 104 342	- 17 225	- 3 898	- 1 258	45	9 310	1 486	9	- 7	39 818	223 751
Steering and Suspension Comp.	- 1 299 930	- 660 100	- 25 644	- 15 172	- 16 328	13 273	- 2 038	- 146	- 267	60	- 1 181	573 125	- 1 434 348
Wheel and Brake Systems	- 301 881	- 42 140	- 40 260	- 31 122	- 15 305	- 11 112	- 6 587	258	- 203	258	- 1 415	- 31 060	- 480 569
Other Parts and Accessories	- 5 940 426	- 230 656	- 109 354	- 145 459	- 2 257	36 221	- 10 345	- 24 318	895	714	- 294	2 786	- 6 422 493
<b>Total Parts</b>	<b>- 12 929 063</b>	<b>- 2 197 718</b>	<b>- 1 081 899</b>	<b>- 449 000</b>	<b>- 129 685</b>	<b>87 320</b>	<b>1 807</b>	<b>13 444</b>	<b>7 564</b>	<b>2 214</b>	<b>- 3 883</b>	<b>802 545</b>	<b>- 15 876 354</b>
<b>Total</b>	<b>16 298 869</b>	<b>- 3 532 021</b>	<b>- 2 695 252</b>	<b>- 752 906</b>	<b>- 599 319</b>	<b>78 778</b>	<b>- 256 799</b>	<b>10 223</b>	<b>8 034</b>	<b>11 259</b>	<b>- 4 965</b>	<b>1 066 444</b>	<b>9 634 345</b>

NOTE: - Trade balance = export (including re-export) - import  
 - Europe excluding Germany

**Automotive Trade Balance by Selected Countries - 1995**  
(\$000)

**Table 27**

	U.S.	Japan	Mexico	Europe	Germany	China	Korea	Brazil	Argentina	Chile	India	Other Countries	Total
Rubber and Plastic Hose/Belting	-145 180	-36 622	-1 292	-19 351	-7 210	-24	-6 351	613	12	308	0	-851	-215 948
Tires Manufacturing	249 309	-153 801	-4 199	-88 933	-11 293	-7 992	-90 729	-7 016	-188	-2 735	-2 006	-19 334	-138 917
<b>Total Automotive Rubber Products</b>	<b>104 129</b>	<b>-190 423</b>	<b>-5 491</b>	<b>-108 284</b>	<b>-18 503</b>	<b>-8 016</b>	<b>-97 080</b>	<b>-6 403</b>	<b>-176</b>	<b>-2 427</b>	<b>-2 006</b>	<b>-20 185</b>	<b>-354 865</b>
Light Vehicles	29 452 621	-1 262 417	-1 513 584	-233 549	-346 132	1 741	-116 377	21 748	266	1 577	-2	572 260	26 578 152
Medium and Heavy -Duty Trucks	978 265	-14 370	-11 295	-17 220	70	24	0	411	0	314	0	57 396	993 595
<b>Total Motor Vehicle</b>	<b>30 430 886</b>	<b>-1 276 787</b>	<b>-1 524 879</b>	<b>-250 769</b>	<b>-346 062</b>	<b>1 765</b>	<b>-116 377</b>	<b>22 159</b>	<b>266</b>	<b>1 891</b>	<b>-2</b>	<b>629 656</b>	<b>27 571 747</b>
Motor Vehicle Body	-26 373	123	37	-24 613	-207	3 433	553	341	321	818	0	3 747	-41 820
Truck Trailer Manufacturing	-420 484	-2 015	-4 728	-2 325	-1 163	-907	-112	-122	396	674	-12	341	-430 457
Motor Home, Travel and Camper	-233 392	9 899	-475	254	-5 684	-14	172	0	0	0	0	-245	-229 485
<b>Total Body, Trailer and Motor Home</b>	<b>-680 249</b>	<b>8 007</b>	<b>-5 166</b>	<b>-26 684</b>	<b>-7 054</b>	<b>2 512</b>	<b>613</b>	<b>219</b>	<b>717</b>	<b>1 492</b>	<b>-12</b>	<b>3 843</b>	<b>-701 762</b>
Automotive Stampings	-155 805	-21 582	33 017	15 480	7 053	51 349	1 324	3 536	117	353	27	216 443	151 312
Electrical Systems	-1 737 084	-80 788	-435 367	-15 822	-37 247	-14 922	-652	-3 858	-109	114	-379	-24 763	-2 350 877
Engines and Assemblies	-2 376 704	-774 390	-272 636	-124 328	-23 168	15 705	-1 017	-1 344	-138	155	-60	15 738	-3 542 187
Motor Vehicle Trans. & Power Train	-3 158 685	-459 746	42 129	-66 667	-17 340	32 818	73 606	247	-4 789	1 133	-11	48 477	-3 508 828
Plastic Part	782 106	-6 620	588	-183	-7 878	-93	-269	373	42	16	0	181 444	949 526
Seating and Interior Trim	236 131	-34 070	-110 261	-13 355	-3 307	-396	-103	276	21	8	-21	91 747	166 670
Steering and Suspension Comp.	-1 298 249	-90 155	-28 126	-39 092	-15 602	17 037	-1 590	-121	-51	113	-1 218	-1 680	-1 458 734
Wheel and Brake Systems	-273 590	-69 420	-27 476	-28 819	-14 206	-7 881	-5 390	-15 775	-76	606	-1 493	-7 902	-451 422
Other Parts and Accessories	-5 677 618	-353 283	-191 118	-154 479	5 449	51 582	-8 450	-13 126	115	835	-377	46 652	-6 293 818
<b>Total Parts</b>	<b>-13 659 498</b>	<b>-1 890 054</b>	<b>-989 250</b>	<b>-427 265</b>	<b>-106 246</b>	<b>145 199</b>	<b>57 459</b>	<b>-29 792</b>	<b>-4 868</b>	<b>3 333</b>	<b>-3 532</b>	<b>566 156</b>	<b>-16 338 358</b>
<b>Total</b>	<b>16 195 268</b>	<b>-3 349 257</b>	<b>-2 524 786</b>	<b>-813 002</b>	<b>-477 865</b>	<b>141 460</b>	<b>-155 385</b>	<b>-13 817</b>	<b>-4 061</b>	<b>4 289</b>	<b>-5 552</b>	<b>1 179 470</b>	<b>10 176 762</b>

NOTE: - Trade balance = export (including re-export) - import  
- Europe excluding Germany

**Automotive Trade Balance by Selected Countries - 1994**  
(\$000)

**Table 28**

	U.S.	Japan	Mexico	Europe	Germany	China	Korea	Brazil	Argentina	Chile	India	Other Countries	Total
Rubber and Plastic Hose/Beltng	- 154 689	- 30 793	- 3 020	- 17 719	- 6 711	- 1	- 4 930	- 588	48	302	13	1 271	- 216 817
Tires Manufacturing	373 036	- 130 726	- 191	- 86 568	- 11 945	- 1 940	- 91 581	- 8 331	72	- 1 710	- 2 383	- 15 515	22 218
<b>Total Automotive Rubber Products</b>	<b>218 347</b>	<b>- 161 519</b>	<b>- 3 211</b>	<b>- 104 287</b>	<b>- 18 656</b>	<b>- 1 941</b>	<b>- 96 511</b>	<b>- 8 919</b>	<b>120</b>	<b>- 1 408</b>	<b>- 2 370</b>	<b>- 14 244</b>	<b>- 194 599</b>
Light Vehicles	26 529 862	- 1 627 428	- 1 089 020	- 210 565	- 434 061	9 852	- 234 949	18 322	88	621	0	316 049	23 278 771
Medium and Heavy -Duty Trucks	719 497	- 14 675	- 8 648	- 16 701	47	3 367	0	- 20	0	0	0	67 060	749 927
<b>Total Motor Vehicle</b>	<b>27 249 359</b>	<b>- 1 642 103</b>	<b>- 1 097 668</b>	<b>- 227 266</b>	<b>- 434 014</b>	<b>13 219</b>	<b>- 234 949</b>	<b>18 302</b>	<b>88</b>	<b>621</b>	<b>0</b>	<b>383 109</b>	<b>24 028 698</b>
Motor Vehicle Body	10 799	- 145	278	- 19 045	- 133	3 924	1 413	- 1 289	28	16	0	8 560	4 406
Truck Trailer Manufacturing	- 337 607	- 1 467	- 3 721	- 2 449	- 929	421	- 263	- 109	153	232	- 22	331	- 345 430
Motor Home, Travel and Camper	- 225 527	7 815	- 645	64	- 16 164	- 23	0	0	0	4	0	- 741	- 235 217
<b>Total Body,Trailer and Motor Home</b>	<b>- 552 335</b>	<b>6 203</b>	<b>- 4 088</b>	<b>- 21 430</b>	<b>- 17 226</b>	<b>4 322</b>	<b>1 150</b>	<b>- 1 398</b>	<b>181</b>	<b>252</b>	<b>- 22</b>	<b>8 150</b>	<b>- 576 241</b>
Automotive Stampings	482 474	- 21 682	- 41 702	5 302	3 957	40 834	417	233	231	158	- 2	175 065	645 289
Electrical Systems	- 1 819 770	- 71 235	- 287 836	- 12 759	- 31 735	- 26 431	- 1 713	- 2 857	361	134	- 513	- 32 025	- 2 286 379
Engines and Assemblies	- 1 964 138	- 811 235	- 345 212	- 93 546	- 21 492	12 263	- 797	- 1 782	137	84	- 116	9 395	- 3 216 439
Motor Vehicle Trans. & Power Train	- 3 064 694	- 382 584	- 47 507	- 58 031	- 27 064	26 508	- 3 140	- 5 637	- 434	1 162	- 494	29 349	- 3 532 566
Plastic Part	697 195	- 3 043	8 504	- 1 079	- 14 343	663	- 188	142	146	40	- 1	164 364	852 400
Seating and Interior Trim	110 091	- 17 331	- 360 297	- 7 233	- 3 143	72	- 113	43	74	31	- 15	82 339	- 195 482
Steering and Suspension Comp.	- 1 188 027	- 80 287	- 32 212	- 41 761	- 23 180	13 545	- 1 889	- 1 413	- 174	43	- 991	- 19 366	- 1 375 712
Wheel and Brake Systems	- 304 742	- 63 856	- 20 308	- 42 115	- 14 202	- 4 372	- 5 389	- 8 217	- 555	149	- 851	- 2 920	- 467 378
Other Parts and Accessories	- 5 094 898	- 366 407	- 314 633	- 155 969	- 21 555	43 884	- 10 253	- 17 723	211	421	- 124	- 4 502	- 5 941 548
<b>Total Parts</b>	<b>- 12 146 509</b>	<b>- 1 817 660</b>	<b>- 1 441 203</b>	<b>- 407 191</b>	<b>- 152 757</b>	<b>106 966</b>	<b>- 23 065</b>	<b>- 37 211</b>	<b>- 3</b>	<b>2 222</b>	<b>- 3 103</b>	<b>401 699</b>	<b>- 15 517 815</b>
<b>Total</b>	<b>14 768 862</b>	<b>- 3 615 079</b>	<b>- 2 546 170</b>	<b>- 760 174</b>	<b>- 622 653</b>	<b>122 566</b>	<b>- 353 375</b>	<b>- 29 226</b>	<b>386</b>	<b>1 687</b>	<b>- 5 495</b>	<b>778 714</b>	<b>7 740 043</b>

NOTE: - Trade balance = export (including re-export) - import  
- Europe excluding Germany

**Automotive Trade Balance by Selected Countries - 1993**  
((\$000))

**Table 29**

	U.S.	Japan	Mexico	Europe	Germany	China	Korea	Brazil	Argentina	Chile	India	Other Countries	Total
Rubber and Plastic Hose/Belting	- 129 430	- 21 200	- 2 358	- 13 338	- 6 092	109	- 4 340	- 2 706	30	380	52	2 227	- 176 666
Tires Manufacturing	346 655	- 122 711	628	- 74 830	- 11 468	- 1 116	- 71 072	- 6 638	71	- 84	- 4 714	- 8 014	- 46 707
<b>Total Automotive Rubber Products</b>	<b>217 225</b>	<b>- 143 911</b>	<b>- 1 730</b>	<b>- 88 168</b>	<b>- 17 560</b>	<b>- 1 007</b>	<b>- 75 412</b>	<b>- 9 344</b>	<b>101</b>	<b>296</b>	<b>- 4 662</b>	<b>- 5 787</b>	<b>- 129 959</b>
Light Vehicles	22 570 577	- 2 393 860	- 957 400	- 141 507	- 191 852	25 568	- 129 738	7 457	84	660	0	192 743	18 982 732
Medium and Heavy -Duty Trucks	1 119 826	- 19 406	184	- 10 438	- 1 030	4 467	- 28	0	0	5	0	12 661	1 106 241
<b>Total Motor Vehicle</b>	<b>23 690 403</b>	<b>- 2 413 266</b>	<b>- 957 216</b>	<b>- 151 945</b>	<b>- 192 882</b>	<b>30 035</b>	<b>- 129 766</b>	<b>7 457</b>	<b>84</b>	<b>665</b>	<b>0</b>	<b>205 404</b>	<b>20 088 973</b>
Motor Vehicle Body	54 911	- 776	353	- 16 032	3	6 233	50	- 1 432	16	150	522	14 103	58 101
Truck Trailer Manufacturing	- 232 126	- 1 957	- 608	- 667	- 477	- 327	- 414	- 193	0	176	- 52	- 565	- 237 210
Motor Home, Travel and Camper	- 270 245	4 717	0	85	- 18 091	0	0	0	0	0	0	- 404	- 283 938
<b>Total Body,Trailer and Motor Home</b>	<b>- 447 460</b>	<b>1 984</b>	<b>- 255</b>	<b>- 16 614</b>	<b>- 18 565</b>	<b>5 906</b>	<b>- 364</b>	<b>- 1 625</b>	<b>16</b>	<b>326</b>	<b>470</b>	<b>13 134</b>	<b>- 463 047</b>
Automotive Stampings	122 314	- 16 616	- 116 548	- 5 508	3 055	33 065	220	102	136	192	46	150 448	170 906
Electrical Systems	- 1 529 706	- 73 481	- 180 372	- 17 861	- 14 516	- 3 159	- 4 720	- 1 681	10	111	38	- 9 079	- 1 834 416
Engines and Assemblies	- 1 429 787	- 628 398	- 226 053	- 73 725	- 14 218	10 001	- 11 447	- 1 744	184	172	46	16 191	- 2 358 778
Motor Vehicle Trans. & Power Train	- 2 207 592	- 304 393	- 63 625	- 44 116	- 16 063	21 826	- 21 854	- 9 302	3	1 656	182	35 630	- 2 607 648
Plastic Part	512 497	- 741	14 049	- 566	- 3 752	2 246	64	88	110	21	1	136 576	660 593
Seating and Interior Trim	- 181 166	- 24 938	- 309 989	- 7 802	- 2 658	1 114	- 243	51	60	42	0	68 804	- 456 725
Steering and Suspension Comp.	- 1 063 499	- 87 190	- 33 660	- 20 705	- 26 571	10 395	- 2 040	- 1 248	- 113	60	- 714	3 027	- 1 222 258
Wheel and Brake Systems	- 80 402	- 56 690	- 21 281	- 39 677	- 14 342	- 1 941	- 5 373	- 7 420	- 3 319	851	- 489	- 4 736	- 234 819
Other Parts and Accessories	- 3 291 012	- 290 444	- 172 008	- 102 993	- 20 284	31 612	- 27 633	- 1 406	99	1 242	23	45 645	- 3 827 159
<b>Total Parts</b>	<b>- 9 148 353</b>	<b>- 1 482 891</b>	<b>- 1 109 487</b>	<b>- 312 953</b>	<b>- 109 349</b>	<b>105 159</b>	<b>- 73 026</b>	<b>- 22 560</b>	<b>- 2 830</b>	<b>4 347</b>	<b>- 867</b>	<b>442 506</b>	<b>- 11 710 304</b>
<b>Total</b>	<b>14 311 815</b>	<b>- 4 038 084</b>	<b>- 2 068 688</b>	<b>- 569 680</b>	<b>- 338 356</b>	<b>140 093</b>	<b>- 278 568</b>	<b>- 26 072</b>	<b>- 2 629</b>	<b>5 634</b>	<b>- 5 059</b>	<b>655 257</b>	<b>7 785 663</b>

NOTE: - Trade balance = export (including re-export) - import  
- Europe excluding Germany

**Automotive Trade Balance by Selected Countries - 1992**  
(\$000)

**Table 30**

	U.S.	Japan	Mexico	Europe	Germany	China	Korea	Brazil	Argentina	Chile	India	Other Countries	Total
Rubber and Plastic Hose/Belting	- 78 776	- 21 393	- 1 792	- 10 388	- 4 005	14	- 3 304	- 2 624	18	77	52	1 712	- 120 409
Tires Manufacturing	295 031	- 107 754	2 585	- 63 135	- 9 822	- 714	- 61 732	- 6 623	150	247	- 1 288	- 123 660	43 694
<b>Total Automotive Rubber Products</b>	<b>216 255</b>	<b>- 129 147</b>	<b>793</b>	<b>- 73 523</b>	<b>- 13 827</b>	<b>- 700</b>	<b>- 65 036</b>	<b>- 9 247</b>	<b>168</b>	<b>324</b>	<b>- 1 236</b>	<b>- 121 948</b>	<b>- 76 715</b>
Light Vehicles	17 199 732	- 3 427 416	- 601 776	- 102 334	- 422 994	2 047	- 143 859	- 1 435	175	382	0	124 074	12 626 596
Medium and Heavy -Duty Trucks	912 285	- 8 209	- 922	- 6 548	- 398	1 002	298	- 373	17	120	0	8 521	905 793
<b>Total Motor Vehicle</b>	<b>18 112 017</b>	<b>- 3 435 625</b>	<b>- 602 698</b>	<b>- 108 882</b>	<b>- 423 392</b>	<b>3 049</b>	<b>- 143 561</b>	<b>- 1 808</b>	<b>192</b>	<b>502</b>	<b>0</b>	<b>132 595</b>	<b>13 532 389</b>
Motor Vehicle Body	- 43 833	- 244	49	- 17 043	81	2 933	143	- 1 773	263	49	2 766	8 270	39 327
Truck Trailer Manufacturing	- 199 673	- 1 178	- 50	- 1 474	- 1 527	60	- 730	- 101	- 118	273	- 10	- 47	- 204 575
Motor Home, Travel and Camper	- 268 530	1 132	0	1	- 16 219	0	0	0	0	0	0	- 1 625	- 285 241
<b>Total Body, Trailer and Motor Home</b>	<b>- 424 370</b>	<b>- 290</b>	<b>- 1</b>	<b>- 18 516</b>	<b>- 17 665</b>	<b>2 993</b>	<b>- 587</b>	<b>- 1 874</b>	<b>145</b>	<b>322</b>	<b>2 756</b>	<b>6 598</b>	<b>- 450 489</b>
Automotive Stampings	12 028	- 13 506	- 103 690	- 11 381	- 1 635	25 994	271	- 9	109	146	79	87 009	- 1 315
Electrical Systems	- 1 060 896	- 67 943	- 153 889	- 37 545	- 18 088	- 1 819	- 4 752	- 3 071	24	109	67	- 4 467	- 1 352 270
Engines and Assemblies	- 1 107 072	- 532 087	- 128 221	- 62 339	- 11 670	8 704	- 12 396	- 1 365	- 24	77	23	6 282	- 1 840 088
Motor Vehicle Trans. & Power Train	- 1 500 690	- 234 543	- 33 259	- 43 443	- 12 723	23 668	- 26 496	- 5 714	61	410	1 342	8 816	- 1 822 571
Plastic Part	338 675	- 1 627	12 879	998	- 2 669	4 464	- 942	4	32	31	0	100 265	452 110
Seating and Interior Trim	- 130 895	- 27 072	- 155 107	- 7 588	- 1 833	2 078	- 141	7	16	38	0	50 767	- 269 730
Steering and Suspension Comp.	- 749 419	- 64 230	- 25 018	- 5 934	- 28 869	7 522	- 2 336	- 910	- 192	41	- 610	- 662	- 870 617
Wheel and Brake Systems	106 751	- 46 954	- 17 870	- 60 272	- 15 355	- 300	- 2 969	- 4 544	- 1 708	929	- 333	- 9 543	- 52 168
Other Parts and Accessories	- 2 451 179	- 279 115	- 202 434	- 87 805	30 154	23 019	- 31 498	- 1 508	98	678	52	4 250	- 2 995 288
<b>Total Parts</b>	<b>- 6 542 697</b>	<b>- 1 267 077</b>	<b>- 806 609</b>	<b>- 315 309</b>	<b>- 59 418</b>	<b>93 330</b>	<b>- 81 259</b>	<b>- 17 110</b>	<b>- 1 584</b>	<b>2 459</b>	<b>620</b>	<b>242 717</b>	<b>- 8 751 937</b>
<b>Total</b>	<b>11 361 205</b>	<b>- 4 832 139</b>	<b>- 1 408 515</b>	<b>- 516 230</b>	<b>- 514 302</b>	<b>99 672</b>	<b>- 290 443</b>	<b>- 30 039</b>	<b>- 1 079</b>	<b>3 607</b>	<b>2 140</b>	<b>259 962</b>	<b>4 253 246</b>

NOTE: - Trade balance = export (including re-export) - import  
- Europe excluding Germany



QUEEN HD 9710 .C22 A8 2002  
Canada. Aerospace and Auto  
Automotive trade, 2000

**DATE DUE**  
**DATE DE RETOUR**



CARR MCLEAN

38-296

INDUSTRY CANADA / INDUSTRIE CANADA



154775