

# preliminary impact study of RDIA

MONTHLY UPDATE TO FEB 28, 1971

PREPARED BY

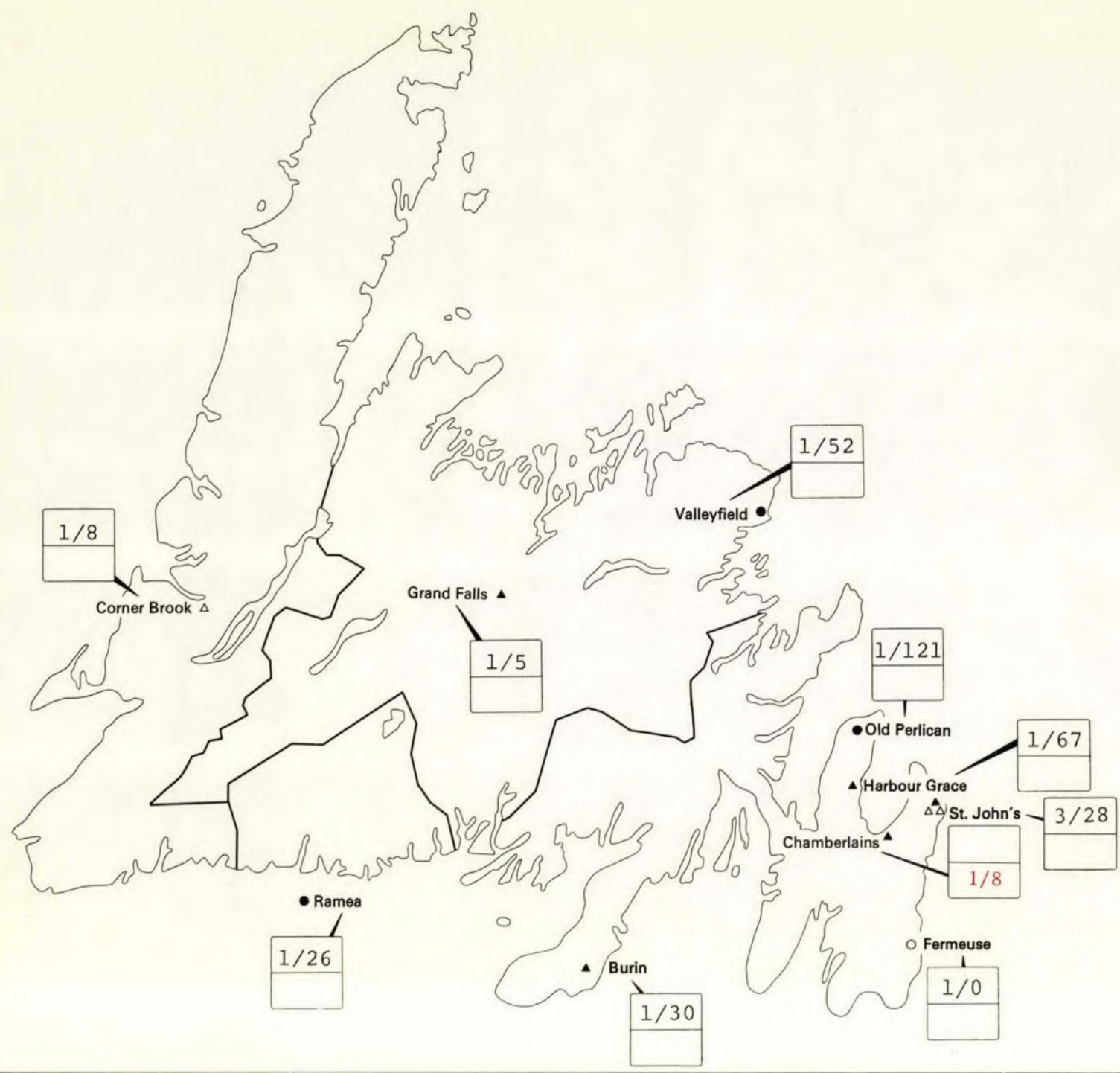
program evaluation branch



HT  
395  
C3  
C25  
Feb. 71

HT  
895  
C3  
C25  
Feb 71

# NEWFOUNDLAND



### CUMULATIVE TOTALS

DATE	OFFERS ACCEPTED	ESTIMATED JOBS
Dec. 31, 70	11	337
Jan. 31, 71	11	337
Feb. 28, 71	12	345

### LEGEND

	IN DESIGNATED REGION	IN SPECIAL AREA
NEW FACILITIES OR PRODUCTS	●	▲
MODERNIZATION OR EXPANSION	○	△

NEW OFFERS ACCEPTED SHOWN IN RED

OFFER ACCEPTED 0/000 JOBS CREATED

PREPARED BY PROGRAM EVALUATION

DRAWN BY THE CARTOGRAPHIC UNIT  
PUBLIC INFORMATION DIVISION

REGIONAL ECONOMIC EXPANSION, CANADA  
EXPANSION ÉCONOMIQUE RÉGIONALE DU CANADA  
70-2229

# PRINCE EDWARD ISLAND

## CUMULATIVE TOTALS

DATE	OFFERS ACCEPTED	ESTIMATED JOBS
Dec. 31, 70	11	279
Jan. 31, 71	13	335
Feb. 28, 71	13	335

## LEGEND


	IN DESIGNATED REGION	IN SPECIAL AREA
NEW FACILITIES OR PRODUCTS	●	▲
MODERNIZATION OR EXPANSION	○	△

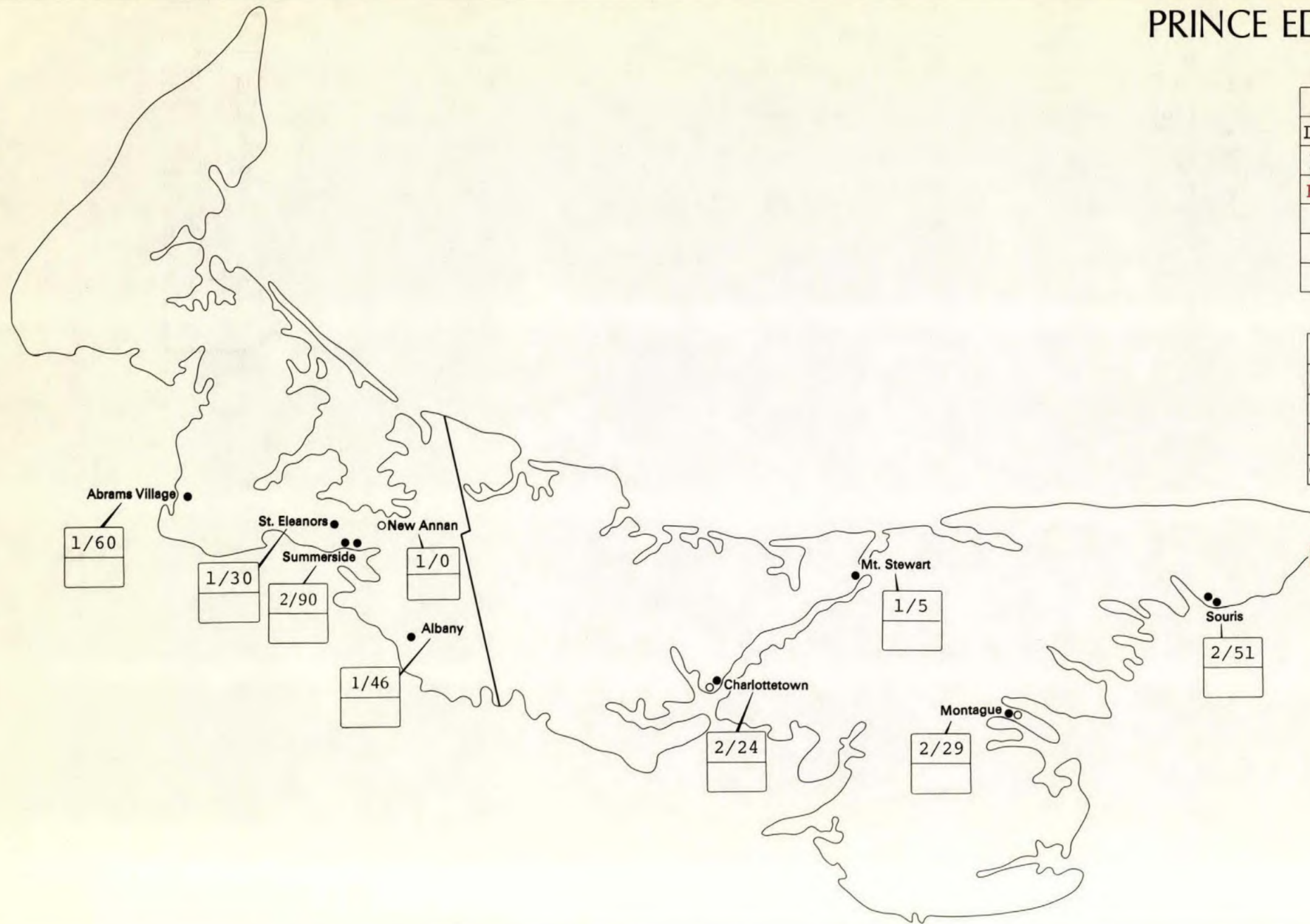
NEW OFFERS ACCEPTED SHOWN IN RED

OFFER ACCEPTED 0/000 JOBS CREATED

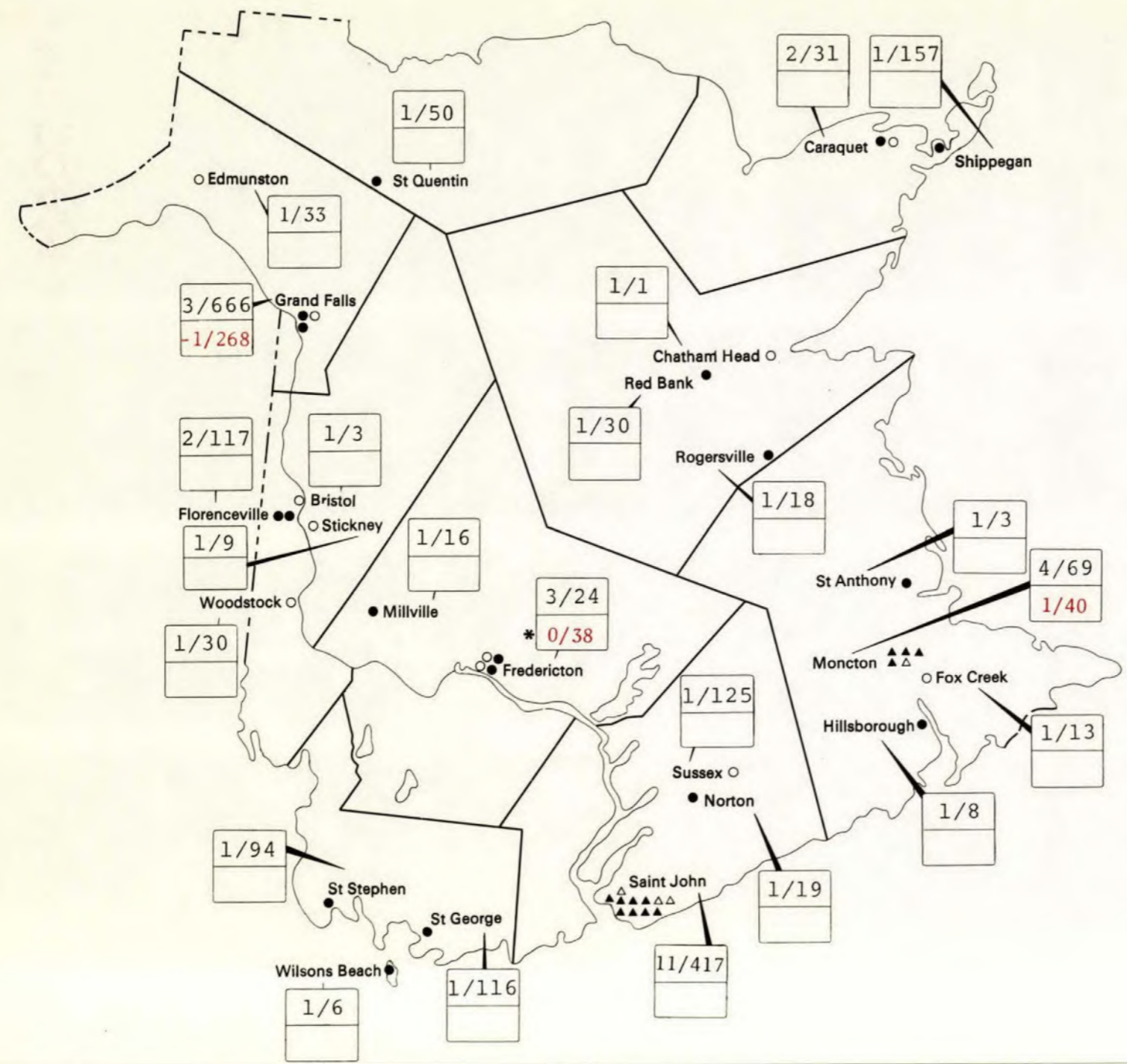
PREPARED BY PROGRAM EVALUATION

DRAWN BY THE CARTOGRAPHIC UNIT  
PUBLIC INFORMATION DIVISION

 REGIONAL ECONOMIC EXPANSION, CANADA  
EXPANSION ÉCONOMIQUE RÉGIONALE DU CANADA  
70-2229



# NEW BRUNSWICK



## CUMULATIVE TOTALS

DATE	OFFERS ACCEPTED	ESTIMATED JOBS
Dec. 31, 70	41	2,022
Jan 31, 71	43	2,055
Feb. 28, 71	43	1,865

## LEGEND

	IN DESIGNATED REGION	IN SPECIAL AREA
NEW FACILITIES OR PRODUCTS	●	▲
MODERNIZATION OR EXPANSION	○	△
NEW OFFERS ACCEPTED SHOWN IN RED		
OFFER ACCEPTED	0/000	JOBS CREATED

PREPARED BY PROGRAM EVALUATION

DRAWN BY THE CARTOGRAPHIC UNIT  
PUBLIC INFORMATION DIVISION

REGIONAL ECONOMIC EXPANSION, CANADA  
EXPANSION ÉCONOMIQUE RÉGIONALE DU CANADA  
70-2229

\* 1 OFFER MADE  
1 OFFER DELETED  
FOR A NET GAIN IN JOBS

# NOVA SCOTIA

## CUMULATIVE TOTALS

DATE	OFFERS ACCEPTED	ESTIMATED JOBS
Dec. 31, 70	37	1,296
Jan. 31, 71	41	1,404
Feb. 28, 71	46	1,496

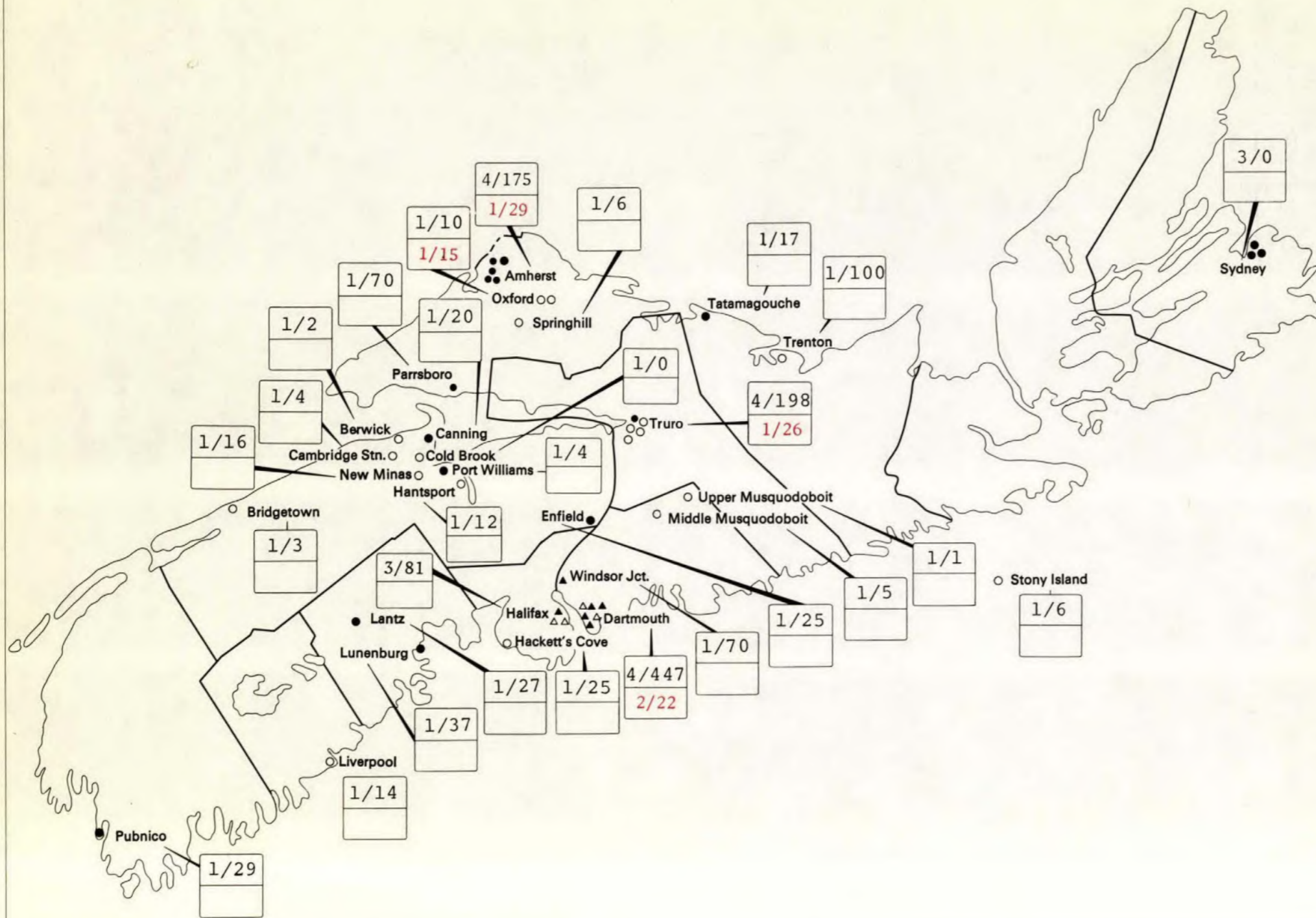
## LEGEND

	IN DESIGNATED REGION	IN SPECIAL AREA
NEW FACILITIES OR PRODUCTS	●	▲
MODERNIZATION OR EXPANSION	○	△
NEW OFFERS ACCEPTED SHOWN IN RED		
OFFER ACCEPTED	0/000	JOBS CREATED

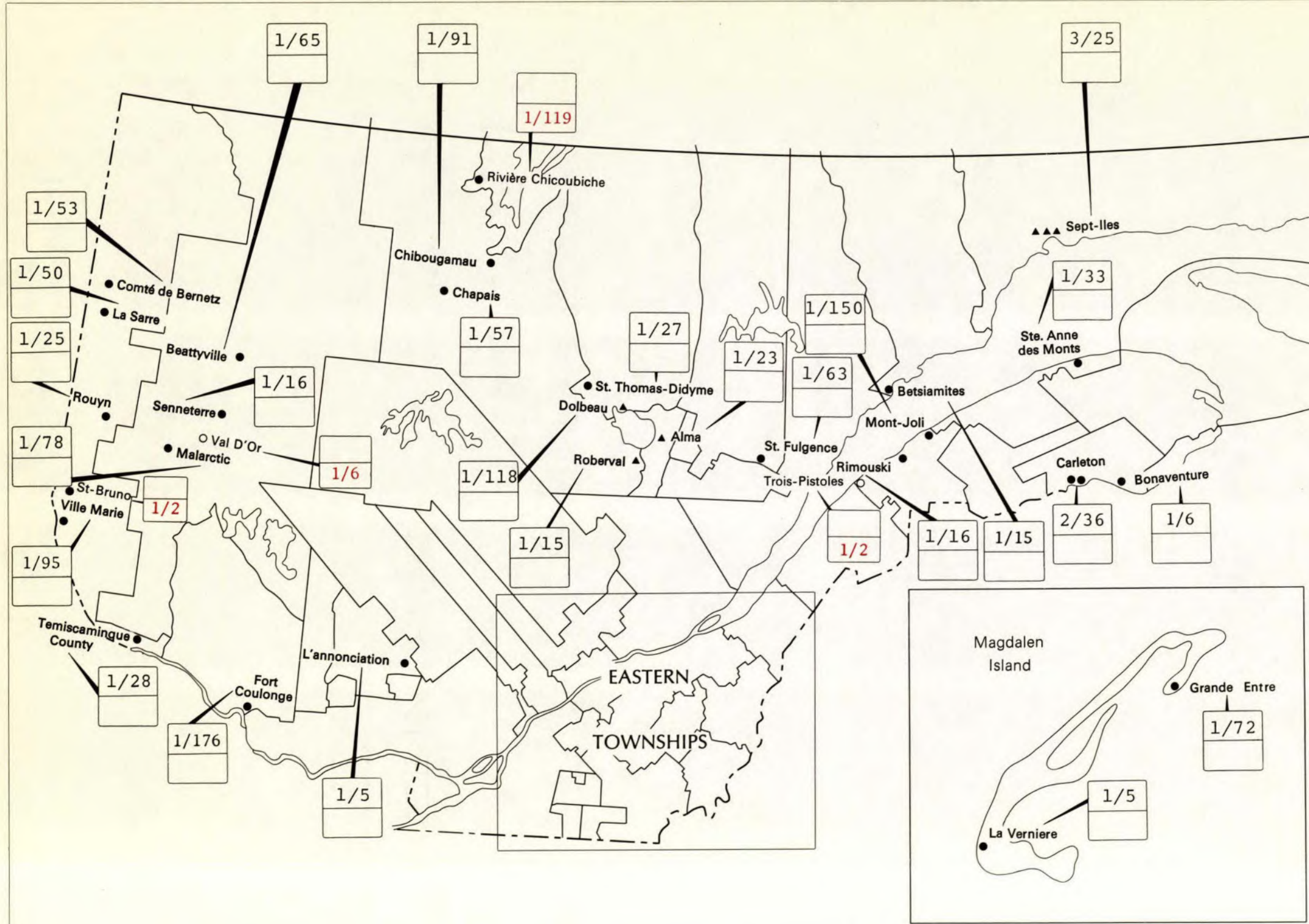
PREPARED BY PROGRAM EVALUATION

DRAWN BY THE CARTOGRAPHIC UNIT  
PUBLIC INFORMATION DIVISION

REGIONAL ECONOMIC EXPANSION, CANADA  
EXPANSION ÉCONOMIQUE RÉGIONALE DU CANADA  
70-2229



# QUEBEC



**\* CUMULATIVE TOTALS**

DATE	OFFERS ACCEPTED	ESTIMATED JOBS
Dec. 31, 70	27	1,372
Jan. 31, 71	29	1,343
Feb. 28, 71	33	1,472

**LEGEND**

	IN DESIGNATED REGION	IN SPECIAL AREA
NEW FACILITIES OR PRODUCTS	●	▲
MODERNIZATION OR EXPANSION	○	△

NEW OFFERS ACCEPTED SHOWN IN RED

OFFER ACCEPTED **0/000** JOBS CREATED

PREPARED BY PROGRAM EVALUATION

DRAWN BY THE CARTOGRAPHIC UNIT  
PUBLIC INFORMATION DIVISION

REGIONAL ECONOMIC EXPANSION, CANADA  
EXPANSION ÉCONOMIQUE RÉGIONALE DU CANADA  
70-2229

**\* EASTERN TOWNSHIP FIGURES NOT INCLUDED IN THIS TOTAL**

# QUEBEC

## EASTERN TOWNSHIPS

CUMULATIVE TOTALS

DATE	OFFERS ACCEPTED	ESTIMATED JOBS
Dec. 31, 70	121	7,498
Jan. 31, 71	129	8,394
Feb. 28, 71	141	9,338

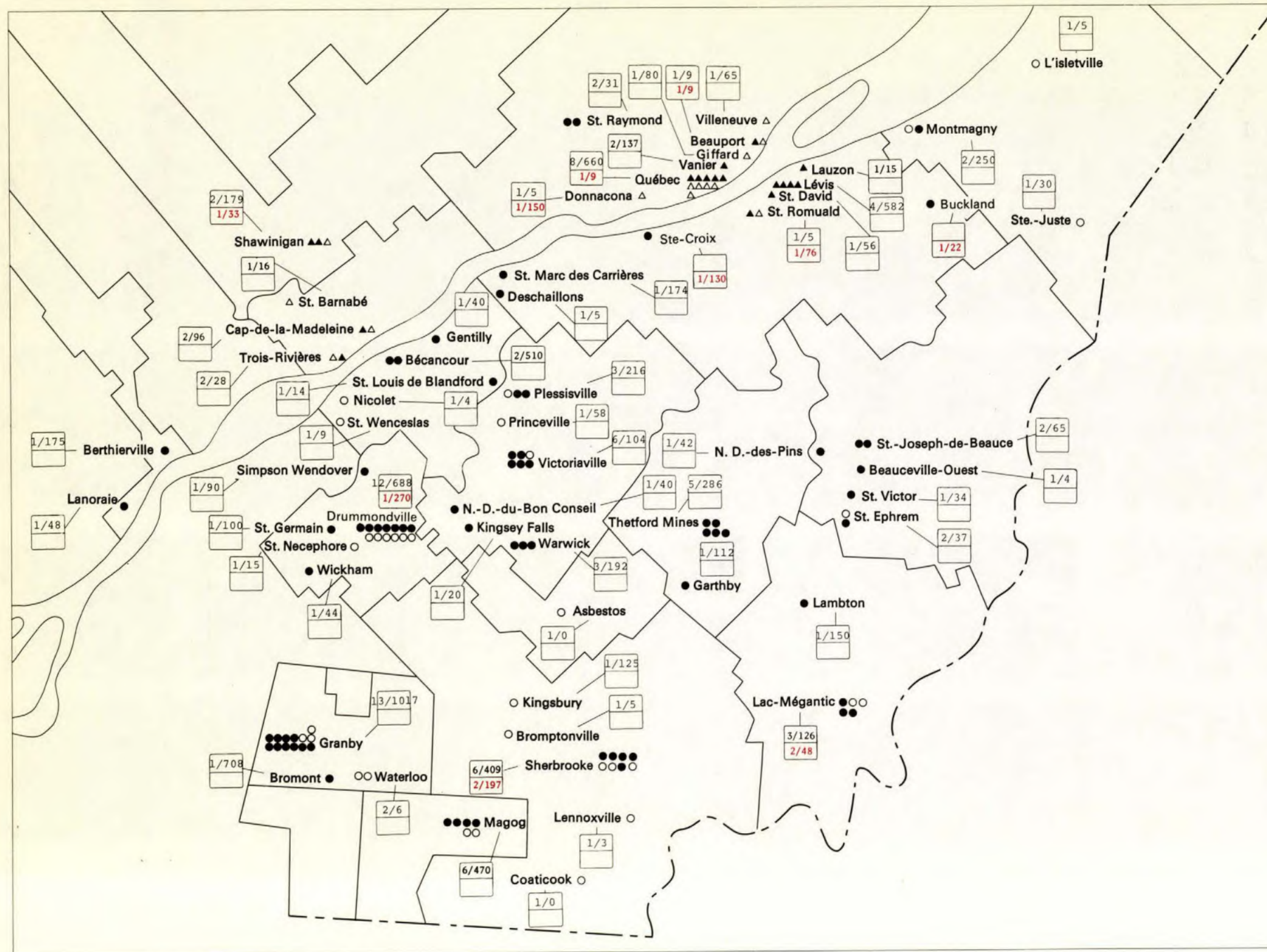
### LEGEND

	IN DESIGNATED REGION	IN SPECIAL AREA
NEW FACILITIES OR PRODUCTS	●	▲
MODERNIZATION OR EXPANSION	○	△
NEW OFFERS ACCEPTED SHOWN IN RED		
OFFER ACCEPTED	0/000 JOBS CREATED	

PREPARED BY PROGRAM EVALUATION

DRAWN BY THE CARTOGRAPHIC UNIT  
PUBLIC INFORMATION DIVISION

REGIONAL ECONOMIC EXPANSION, CANADA  
EXPANSION ÉCONOMIQUE RÉGIONALE DU CANADA  
70-2229



# INCENTIVE REGION C

## CUMULATIVE TOTALS

DATE	OFFERS ACCEPTED	ESTIMATED JOBS
Feb.28,71	1	245

## LEGEND


	IN DESIGNATED REGION	IN SPECIAL AREA
NEW FACILITIES OR PRODUCTS	●	▲
MODERNIZATION OR EXPANSION	○	△

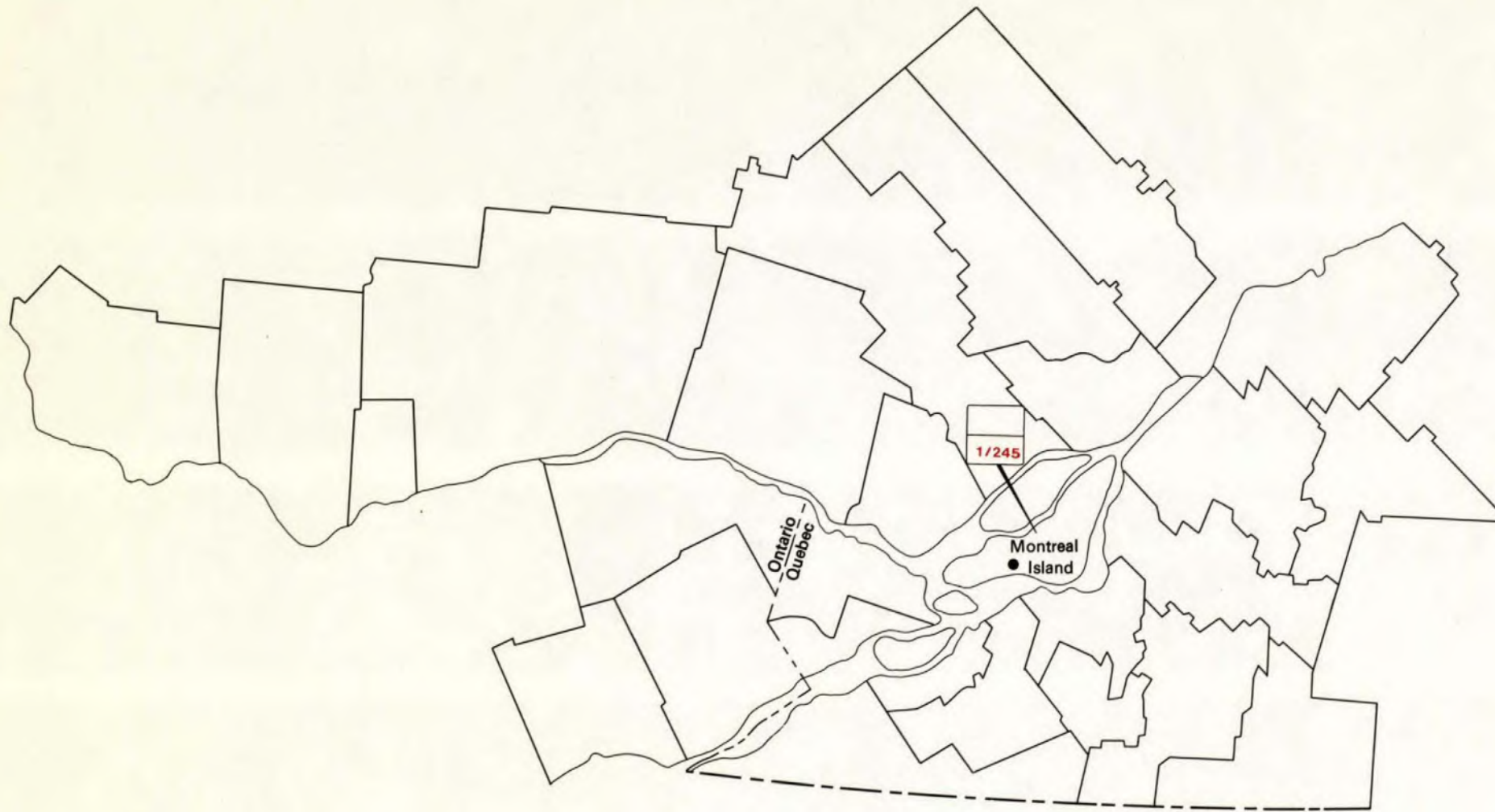
NEW OFFERS ACCEPTED SHOWN IN RED

OFFER ACCEPTED 0 / 000 JOBS CREATED

PREPARED BY PROGRAM EVALUATION

DRAWN BY THE CARTOGRAPHIC UNIT  
PUBLIC INFORMATION DIVISION

 REGIONAL ECONOMIC EXPANSION, CANADA  
EXPANSION ÉCONOMIQUE RÉGIONALE DU CANADA  
70-2229





# ONTARIO

## CUMULATIVE TOTALS

DATE	OFFERS ACCEPTED	ESTIMATED JOBS
Dec. 31, 70	25	1,532
Jan. 31, 71	29	1,639
Feb. 28, 71	31	1,681

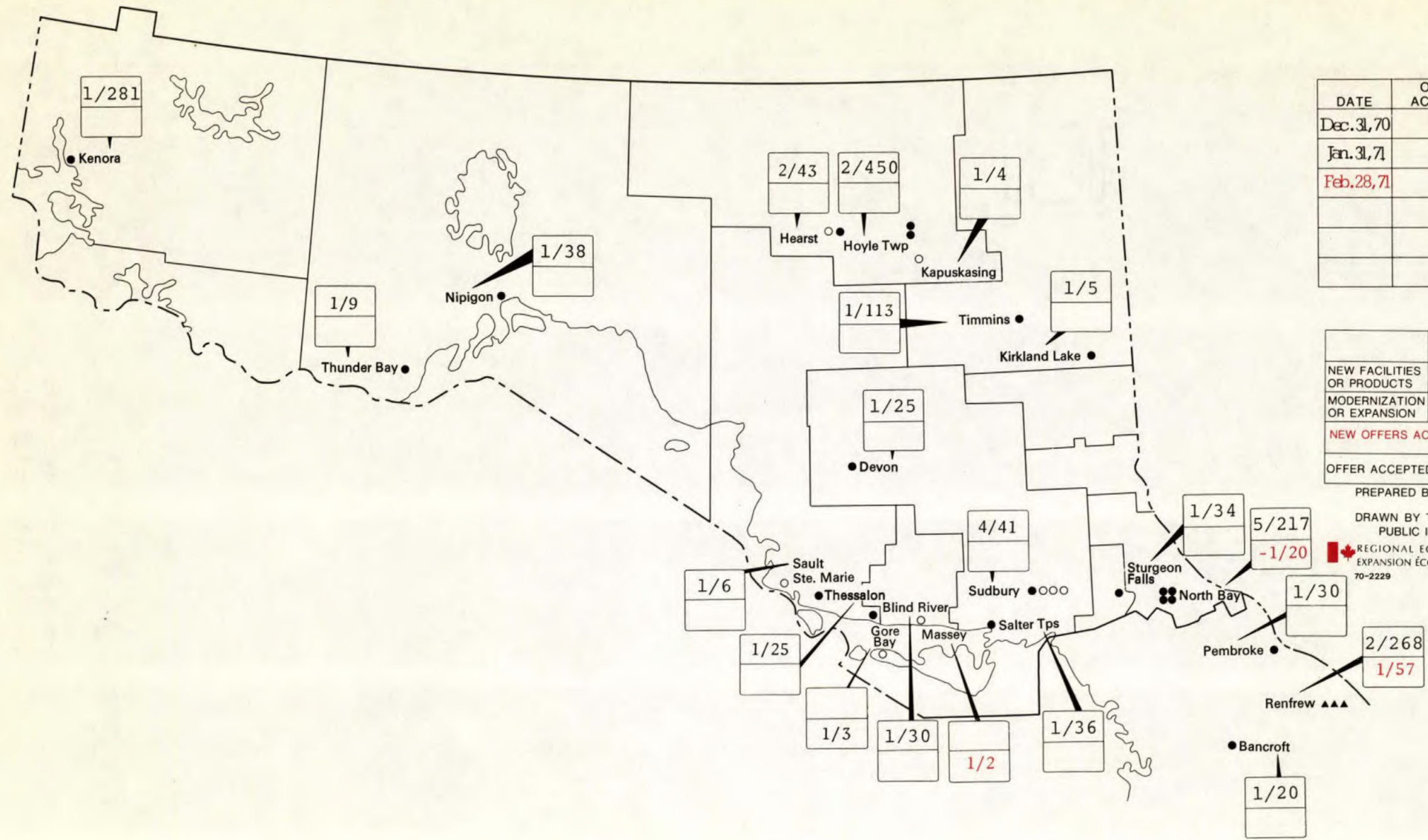
## LEGEND

	IN DESIGNATED REGION	IN SPECIAL AREA
NEW FACILITIES OR PRODUCTS	●	▲
MODERNIZATION OR EXPANSION	○	△
NEW OFFERS ACCEPTED SHOWN IN RED		
OFFER ACCEPTED	0/000	JOBS CREATED

PREPARED BY PROGRAM EVALUATION

DRAWN BY THE CARTOGRAPHIC UNIT  
PUBLIC INFORMATION DIVISION

REGIONAL ECONOMIC EXPANSION, CANADA  
EXPANSION ÉCONOMIQUE RÉGIONALE DU CANADA  
70-2229



# MANITOBA

## CUMULATIVE TOTALS

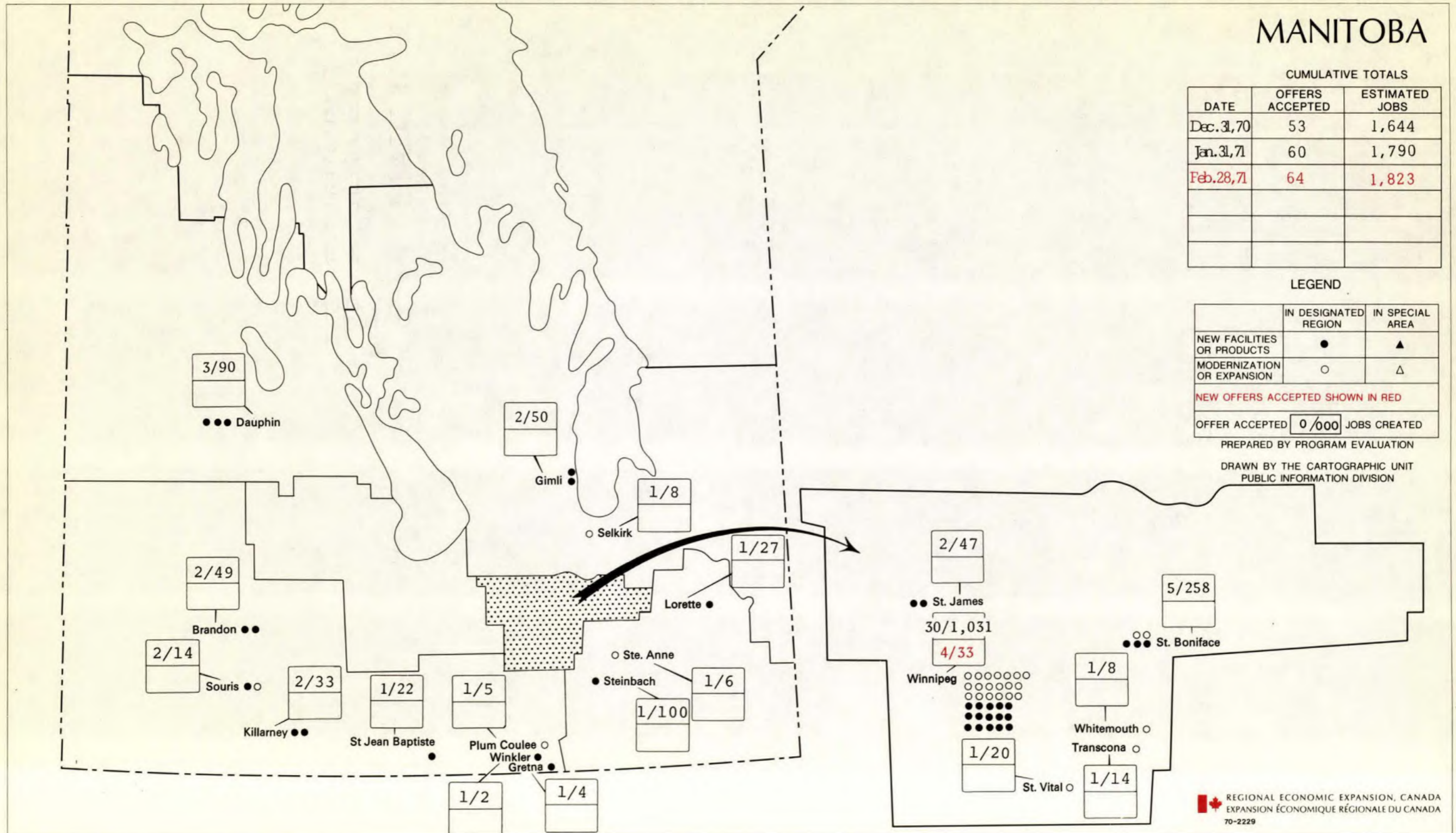
DATE	OFFERS ACCEPTED	ESTIMATED JOBS
Dec. 31, 70	53	1,644
Jan. 31, 71	60	1,790
Feb. 28, 71	64	1,823

## LEGEND

	IN DESIGNATED REGION	IN SPECIAL AREA
NEW FACILITIES OR PRODUCTS	●	▲
MODERNIZATION OR EXPANSION	○	△
NEW OFFERS ACCEPTED SHOWN IN RED		
OFFER ACCEPTED	0/000	JOBS CREATED

PREPARED BY PROGRAM EVALUATION

DRAWN BY THE CARTOGRAPHIC UNIT  
PUBLIC INFORMATION DIVISION



# SASKATCHEWAN

## CUMULATIVE TOTALS


DATE	OFFERS ACCEPTED	ESTIMATED JOBS
Dec. 31, 70	17	846
Jan. 31, 71	18	854
Feb. 28, 71	20	1,055

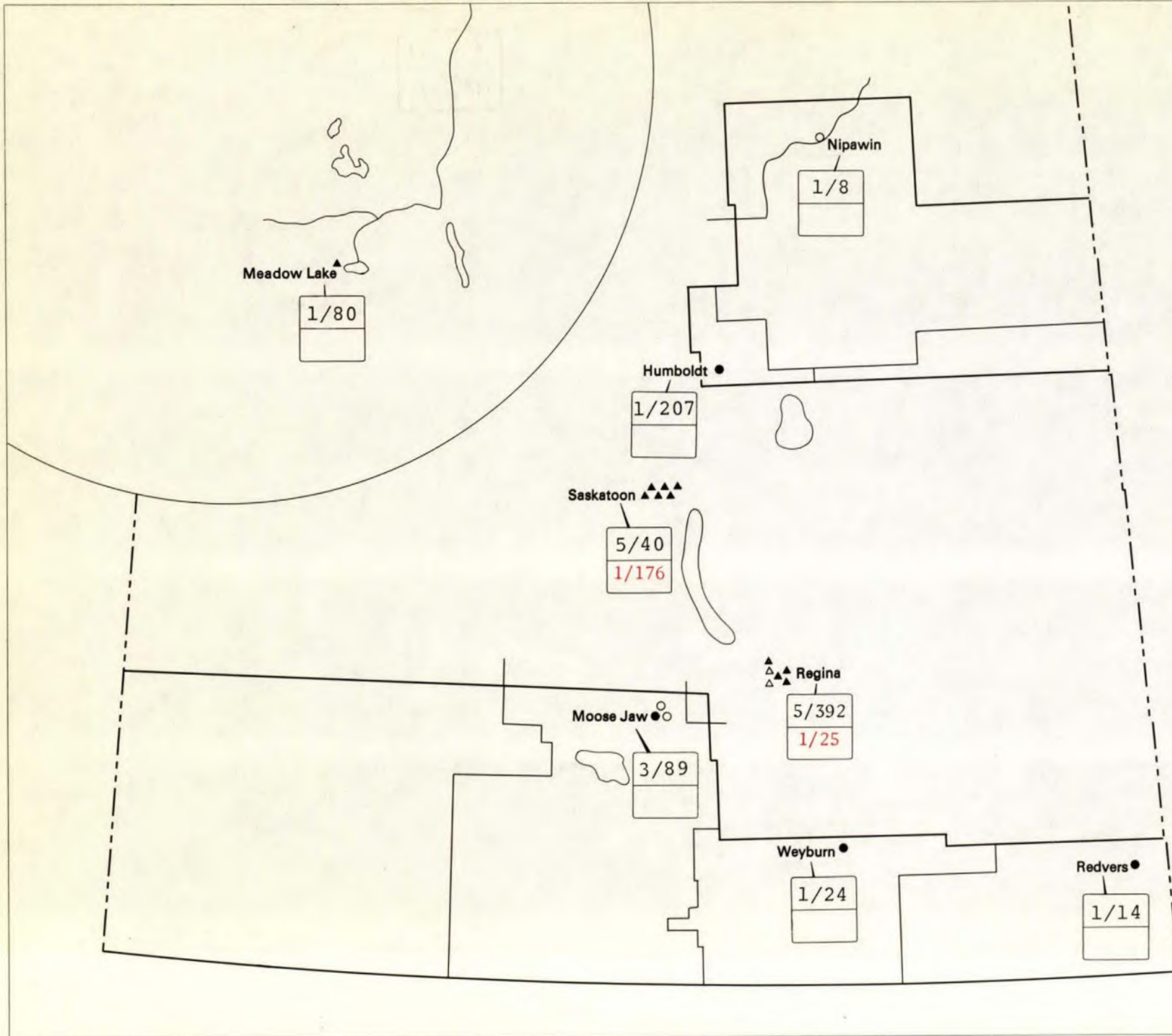
## LEGEND

	IN DESIGNATED REGION	IN SPECIAL AREA
NEW FACILITIES OR PRODUCTS	●	▲
MODERNIZATION OR EXPANSION	○	△
NEW OFFERS ACCEPTED SHOWN IN RED		
OFFER ACCEPTED	0 / 000 JOBS CREATED	

PREPARED BY PROGRAM EVALUATION

DRAWN BY THE CARTOGRAPHIC UNIT  
PUBLIC INFORMATION DIVISION


 REGIONAL ECONOMIC EXPANSION, CANADA  
 EXPANSION ÉCONOMIQUE RÉGIONALE DU CANADA  
 70-2229



# ALBERTA

## CUMULATIVE TOTALS

DATE	OFFERS ACCEPTED	ESTIMATED JOBS
Dec. 31, 70	18	755
Jan. 31, 71	23	1,354
Feb. 28, 71	23	1,354

## LEGEND


	IN DESIGNATED REGION	IN SPECIAL AREA
NEW FACILITIES OR PRODUCTS	●	▲
MODERNIZATION OR EXPANSION	○	△

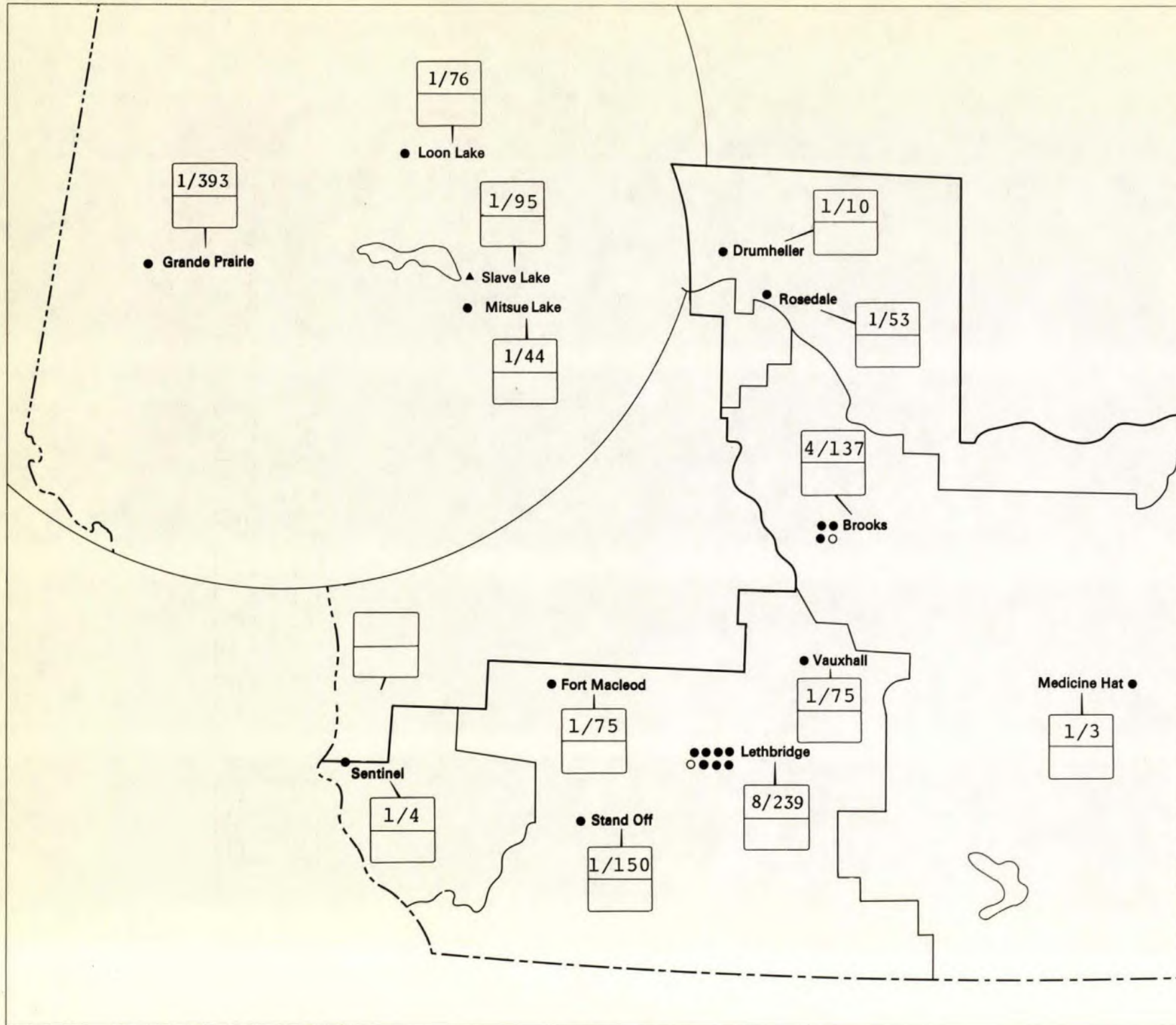
NEW OFFERS ACCEPTED SHOWN IN RED

OFFER ACCEPTED 0/000 JOBS CREATED

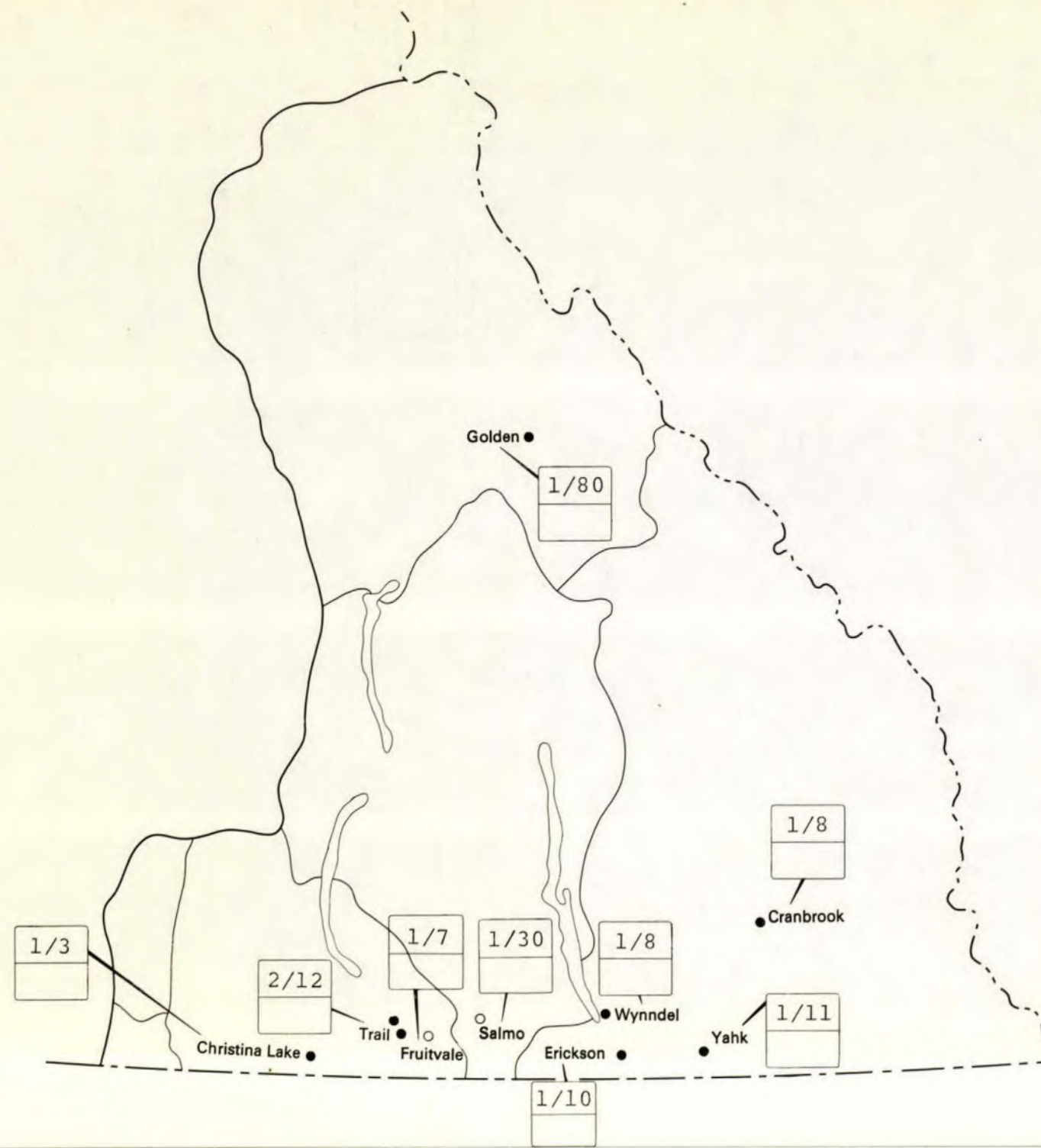
PREPARED BY PROGRAM EVALUATION

DRAWN BY THE CARTOGRAPHIC UNIT  
PUBLIC INFORMATION DIVISION

 REGIONAL ECONOMIC EXPANSION, CANADA  
EXPANSION ÉCONOMIQUE RÉGIONALE DU CANADA  
70-2229



# BRITISH COLUMBIA



## CUMULATIVE TOTALS

DATE	OFFERS ACCEPTED	ESTIMATED JOBS
Dec. 31, 70	11	176
Jan. 31, 71	10	169
Feb. 28, 71	10	169

## LEGEND

	IN DESIGNATED REGION	IN SPECIAL AREA
NEW FACILITIES OR PRODUCTS	●	▲
MODERNIZATION OR EXPANSION	○	△

NEW OFFERS ACCEPTED SHOWN IN RED

OFFER ACCEPTED 0 / 000 JOBS CREATED

PREPARED BY PROGRAM EVALUATION

DRAWN BY THE CARTOGRAPHIC UNIT  
PUBLIC INFORMATION DIVISION

REGIONAL ECONOMIC EXPANSION, CANADA  
EXPANSION ÉCONOMIQUE RÉGIONALE DU CANADA  
70-2229