


preliminary impact study of RDIA

MONTHLY UPDATE TO JUNE 30, 1971

PREPARED BY

program evaluation branch



HT
395
C3
C25
Jun. 71

NEWFOUNDLAND



CUMULATIVE TOTALS

DATE	OFFERS ACCEPTED	ESTIMATED JOBS
DEC 31 70	12	337
JAN 31 71	12	337
FEB 28 71	13	345
MAR 31 71	17	578
APR 30 71	17	578
MAY 31 71	19	808
JUN 30 71	21	833



LEGEND

	IN DESIGNATED REGION	IN SPECIAL AREA
NEW FACILITIES OR PRODUCTS	●	▲
MODERNIZATION OR EXPANSION	○	△

NEW OFFERS ACCEPTED SHOWN IN RED

OFFER ACCEPTED 0/000 JOBS CREATED

PREPARED BY PROGRAM EVALUATION

DRAWN BY THE CARTOGRAPHIC UNIT
PUBLIC INFORMATION DIVISION

PRINCE EDWARD ISLAND

CUMULATIVE TOTALS

DATE	OFFERS ACCEPTED	ESTIMATED JOBS
DEC 31 70	11	279
JAN 31 71	13	335
FEB 28 71	13	335
MAR 31 71	15	356
APR 30 71	15	356
MAY 31 71	14	353
JUN 30 71	15	384

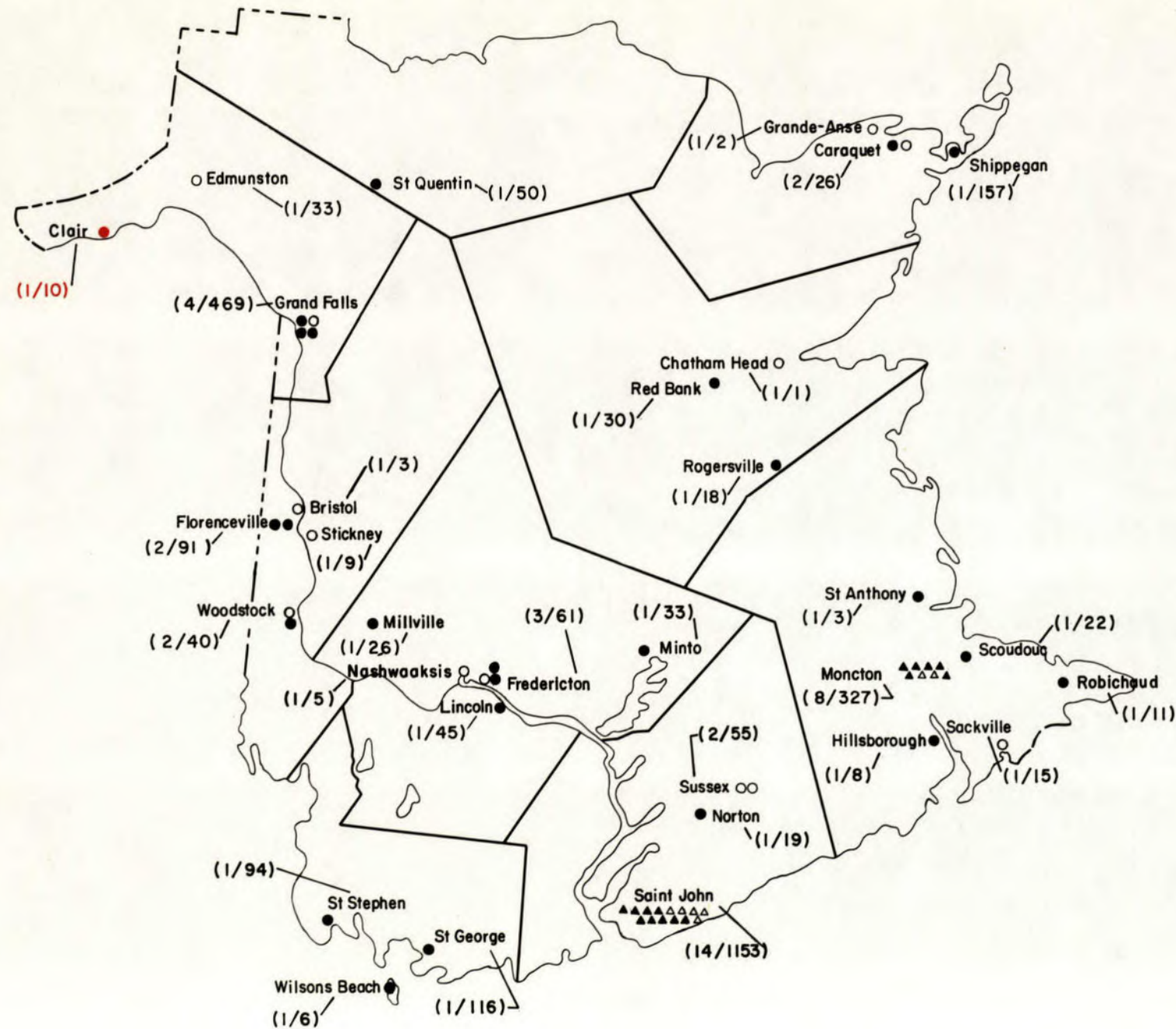


LEGEND

	IN DESIGNATED REGION	IN SPECIAL AREA
NEW FACILITIES OR PRODUCTS	●	▲
MODERNIZATION OR EXPANSION	○	△
NEW OFFERS ACCEPTED SHOWN IN RED		
OFFER ACCEPTED	0/000	JOBS CREATED

PREPARED BY PROGRAM EVALUATION
DRAWN BY THE CARTOGRAPHIC UNIT
PUBLIC INFORMATION DIVISION

NEW BRUNSWICK



CUMULATIVE TOTALS

DATE	OFFERS ACCEPTED	ESTIMATED JOBS
DEC 31 70	41	2,022
JAN 31 71	43	2,055
FEB 28 71	43	1,865
MAR 31 71	49	2,108
APR 30 71	57	2,851
MAY 31 71	59	2,928
JUN 30 71	60	2,938

LEGEND

	IN DESIGNATED REGION	IN SPECIAL AREA
NEW FACILITIES OR PRODUCTS	●	▲
MODERNIZATION OR EXPANSION	○	△

NEW OFFERS ACCEPTED SHOWN IN RED

OFFER ACCEPTED 0/000 JOBS CREATED

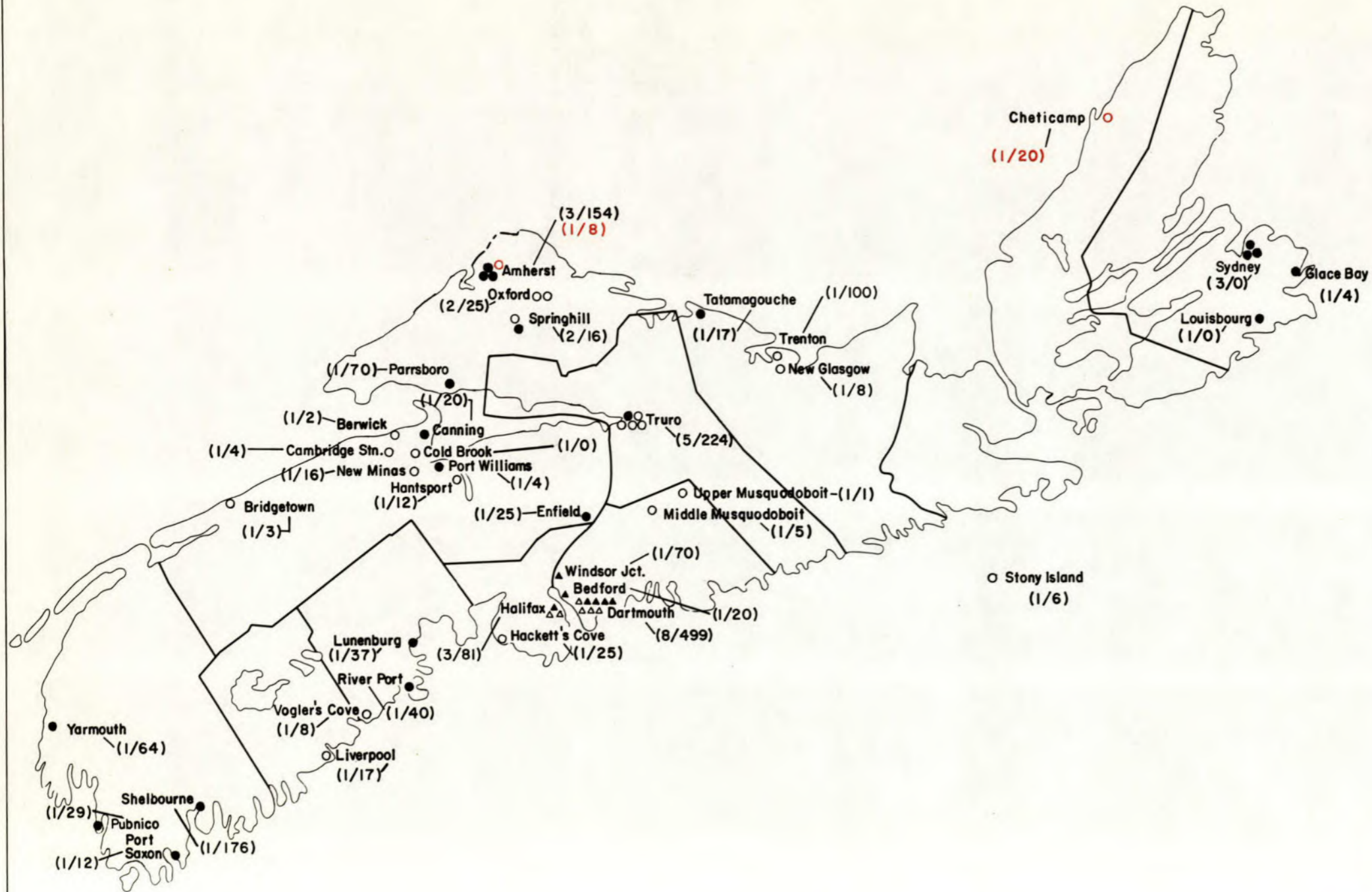
PREPARED BY PROGRAM EVALUATION

DRAWN BY THE CARTOGRAPHIC UNIT
PUBLIC INFORMATION DIVISION

NOVA SCOTIA

CUMULATIVE TOTALS

DATE	OFFERS ACCEPTED	ESTIMATED JOBS
DEC 31 70	37	1,296
JAN 31 71	41	1,404
FEB 28 71	46	1,496
MAR 31 71	51	1,736
APR 30 71	53	1,780
MAY 31 71	55	1,794
JUN 30 71	57	1,822



LEGEND

	IN DESIGNATED REGION	IN SPECIAL AREA
NEW FACILITIES OR PRODUCTS	●	▲
MODERNIZATION OR EXPANSION	○	△

NEW OFFERS ACCEPTED SHOWN IN RED

OFFER ACCEPTED 0 / 000 JOBS CREATED

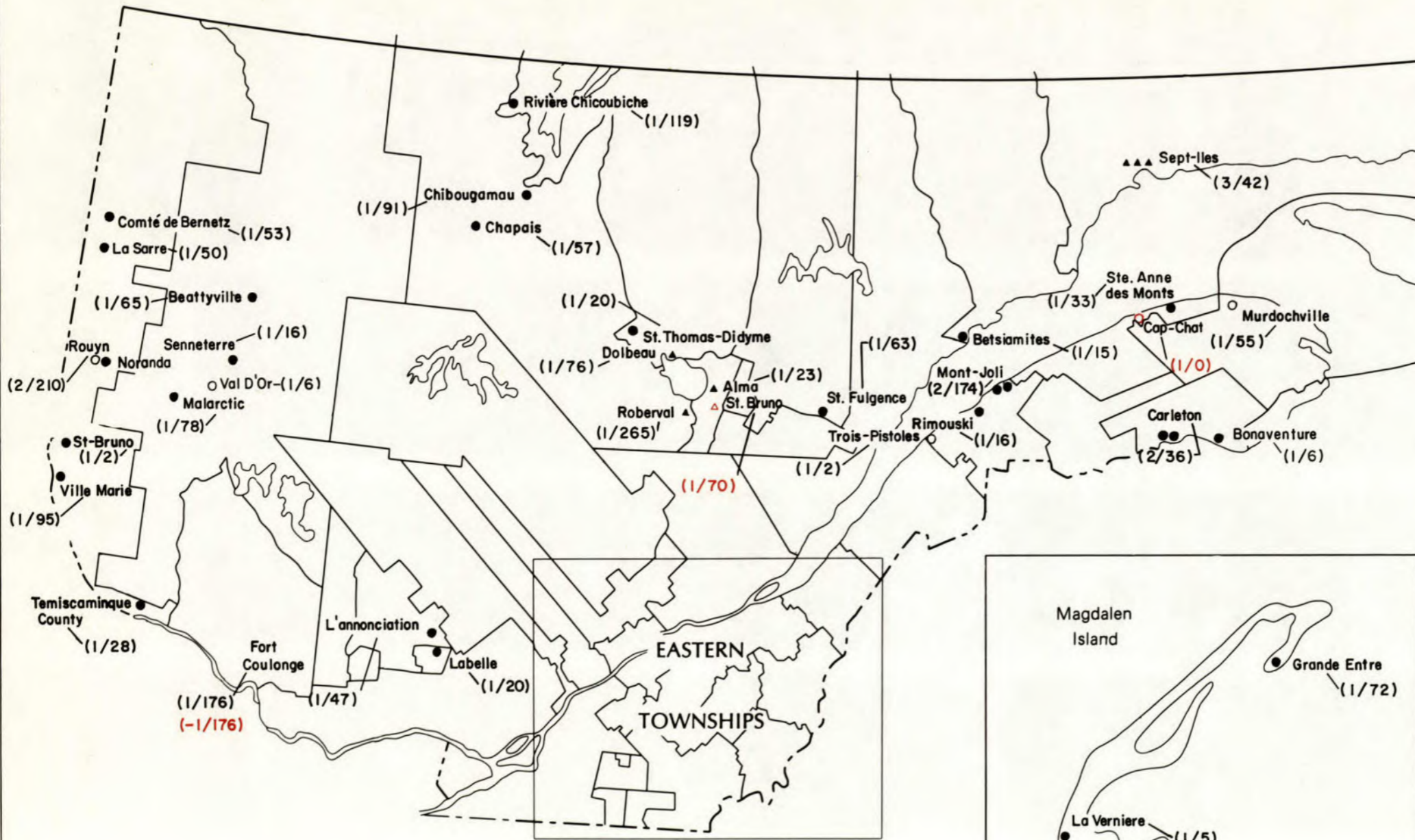
PREPARED BY PROGRAM EVALUATION

DRAWN BY THE CARTOGRAPHIC UNIT
PUBLIC INFORMATION DIVISION

QUEBEC

* CUMULATIVE TOTALS

DATE	OFFERS ACCEPTED	ESTIMATED JOBS
DEC 31 70	27	1,372
JAN 31 71	29	1,343
FEB 28 71	33	1,472
MAR 31 71	35	1,712
APR 30 71	35	1,712
MAY 31 71	37	1,916
JUN 30 71	38	1810



* EASTERN TOWNSHIP FIGURES NOT INCLUDED IN THIS TOTAL

LEGEND

	IN DESIGNATED REGION	IN SPECIAL AREA
NEW FACILITIES OR PRODUCTS	●	▲
MODERNIZATION OR EXPANSION	○	△

NEW OFFERS ACCEPTED SHOWN IN RED

OFFER ACCEPTED 0 / 000 JOBS CREATED

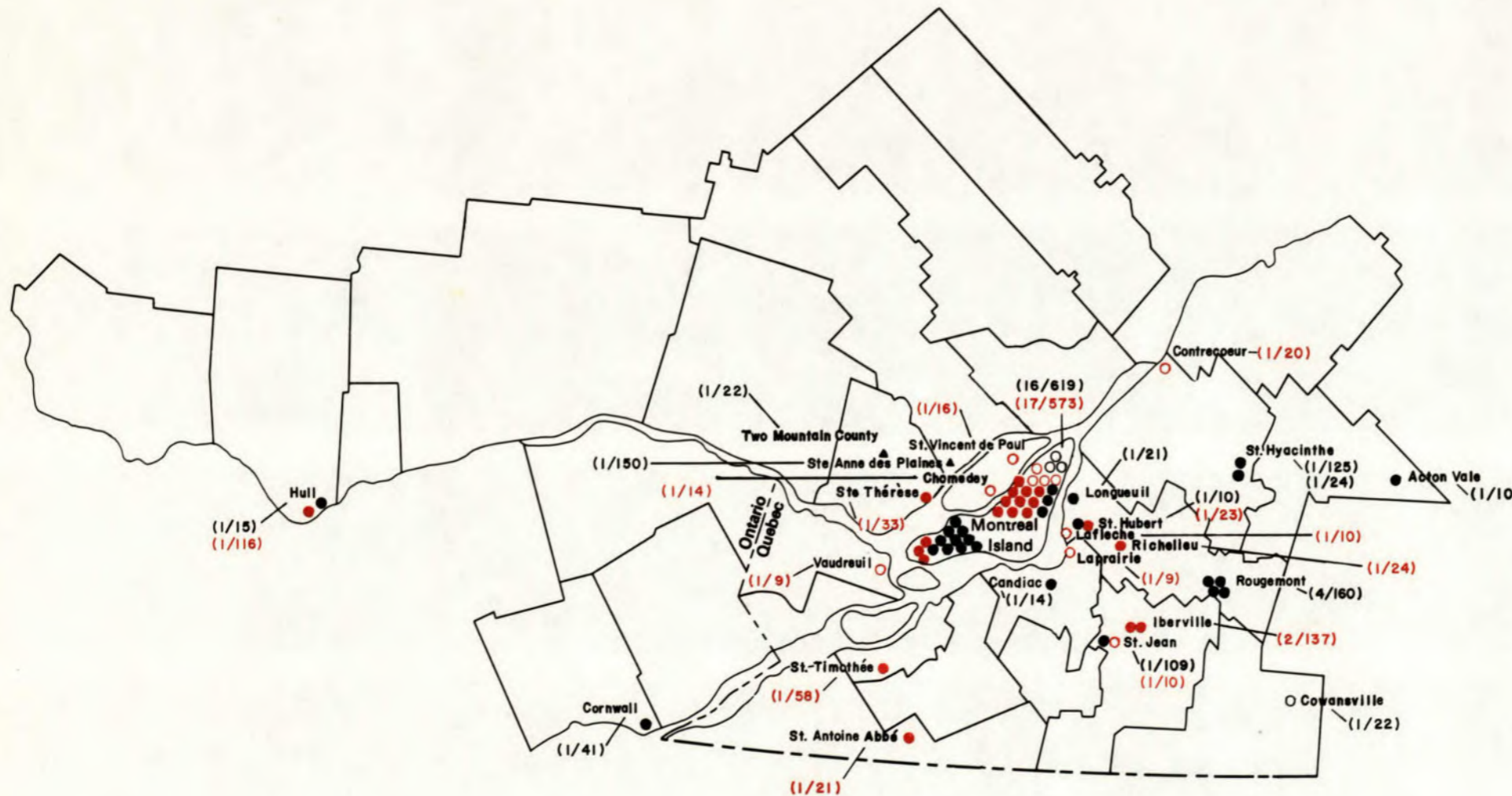
PREPARED BY PROGRAM EVALUATION

DRAWN BY THE CARTOGRAPHIC UNIT
PUBLIC INFORMATION DIVISION

INCENTIVE REGION C

CUMULATIVE TOTALS

DATE	OFFERS ACCEPTED	ESTIMATED JOBS
FEB 28 71	1	245
MAR 31 71	2	270
APR 30 71	16	706
MAY 31 71	31	1,418
JUN 30 71	64	2,515



LEGEND

	IN DESIGNATED REGION	IN SPECIAL AREA
NEW FACILITIES OR PRODUCTS	●	▲
MODERNIZATION OR EXPANSION	○	△

NEW OFFERS ACCEPTED SHOWN IN RED

OFFER ACCEPTED 0/000 JOBS CREATED

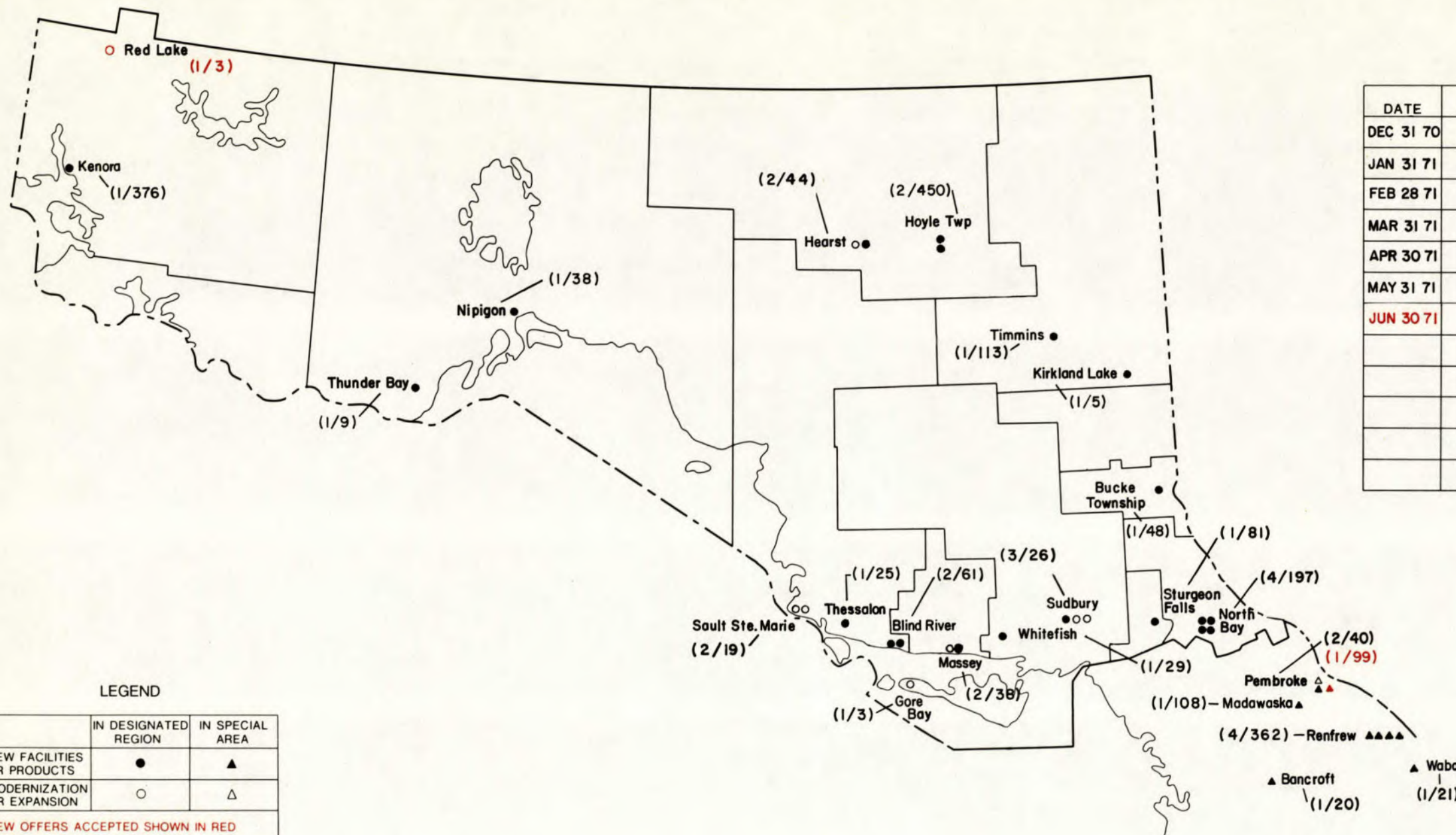
PREPARED BY PROGRAM EVALUATION

DRAWN BY THE CARTOGRAPHIC UNIT
PUBLIC INFORMATION DIVISION

ONTARIO

CUMULATIVE TOTALS

DATE	OFFERS ACCEPTED	ESTIMATED JOBS
DEC 31 70	25	1,532
JAN 31 71	29	1,639
FEB 28 71	31	1,681
MAR 31 71	34	1,876
APR 30 71	34	1,908
MAY 31 71	36	2,113
JUN 30 71	38	2,215



LEGEND

	IN DESIGNATED REGION	IN SPECIAL AREA
NEW FACILITIES OR PRODUCTS	●	▲
MODERNIZATION OR EXPANSION	○	△
NEW OFFERS ACCEPTED SHOWN IN RED		
OFFER ACCEPTED	0/000	JOBS CREATED

PREPARED BY PROGRAM EVALUATION

DRAWN BY THE CARTOGRAPHIC UNIT
PUBLIC INFORMATION DIVISION

MANITOBA

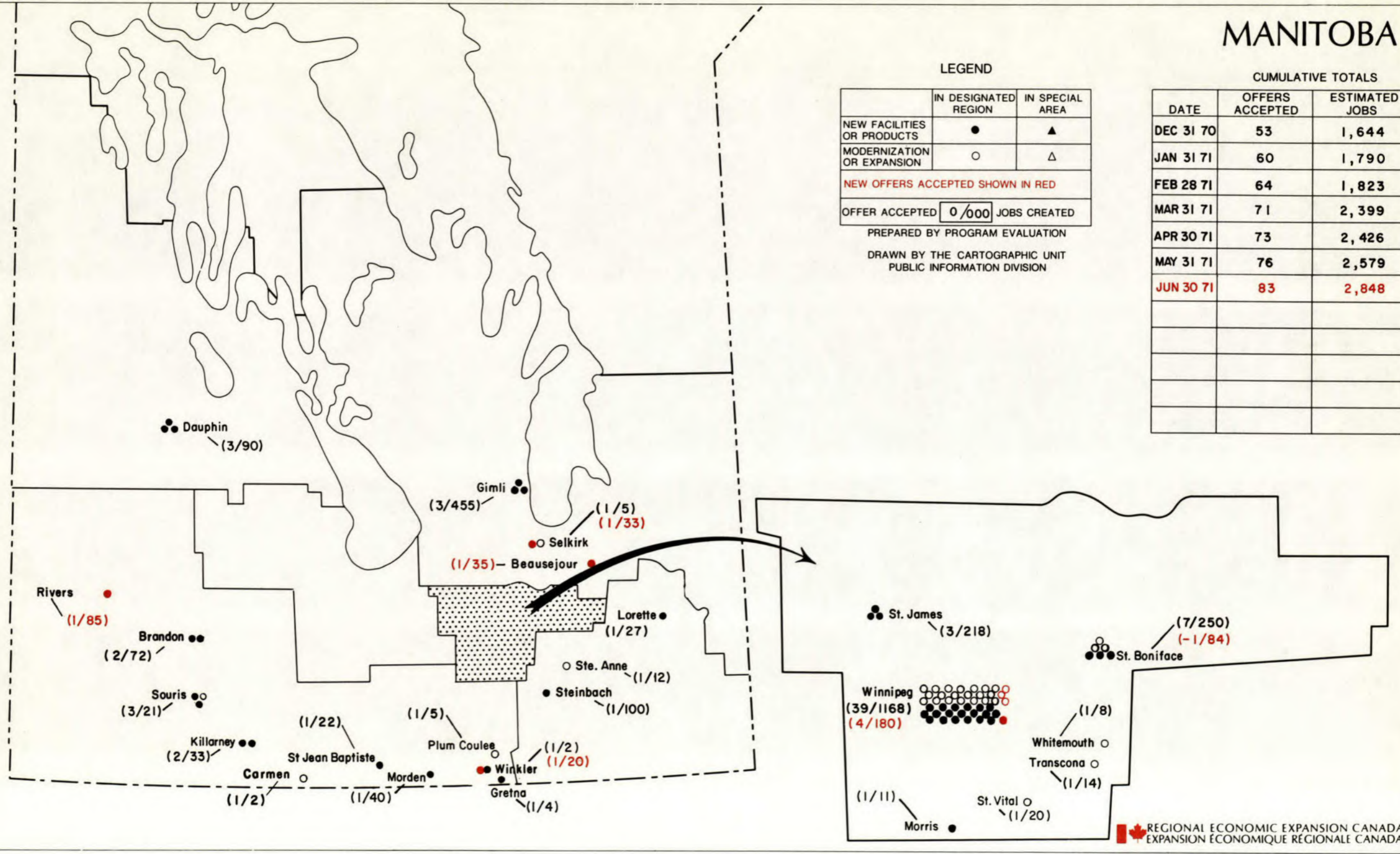
LEGEND

	IN DESIGNATED REGION	IN SPECIAL AREA
NEW FACILITIES OR PRODUCTS	●	▲
MODERNIZATION OR EXPANSION	○	△
NEW OFFERS ACCEPTED SHOWN IN RED		
OFFER ACCEPTED	0 / 000 JOBS CREATED	

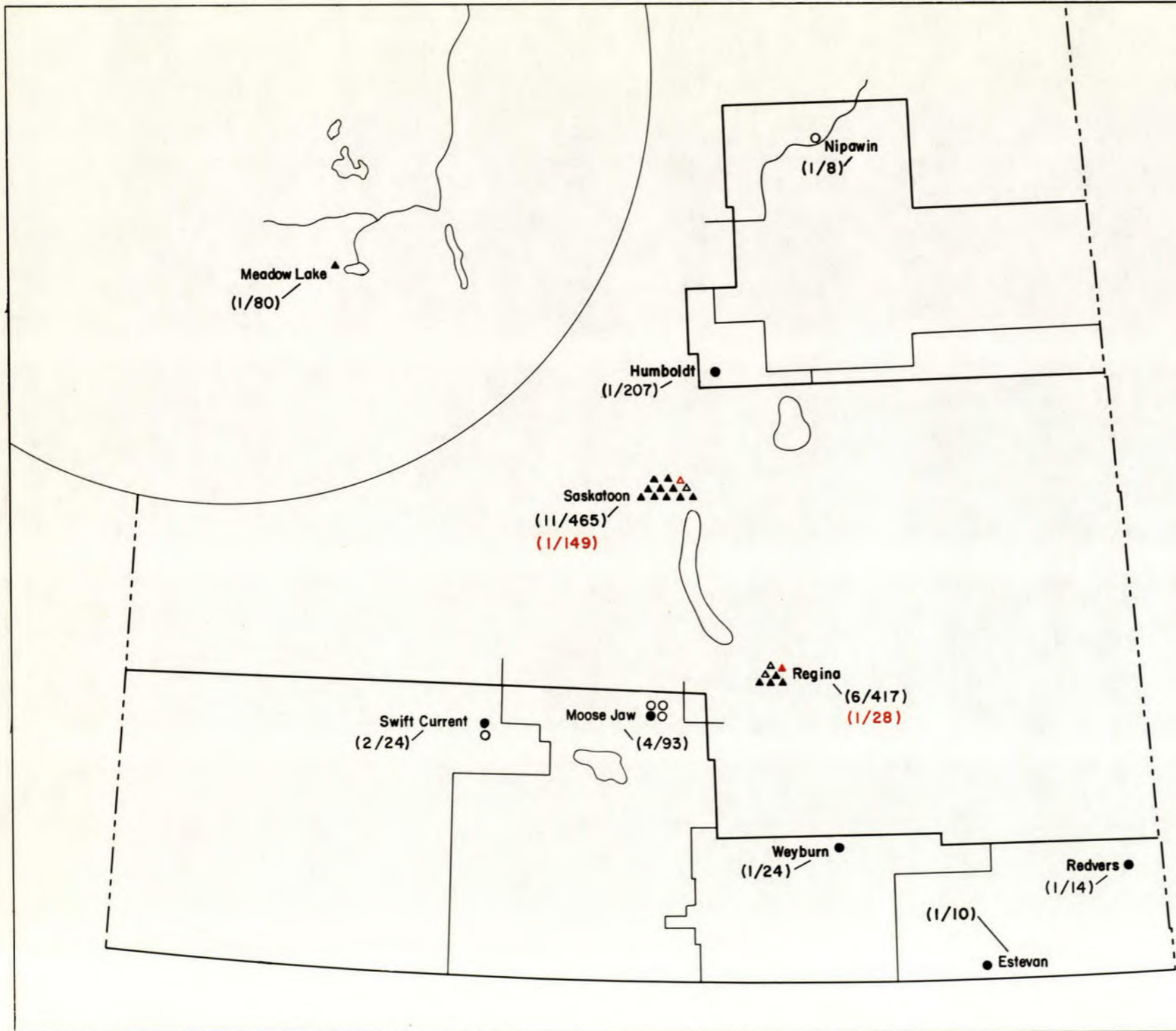
PREPARED BY PROGRAM EVALUATION
DRAWN BY THE CARTOGRAPHIC UNIT
PUBLIC INFORMATION DIVISION

CUMULATIVE TOTALS

DATE	OFFERS ACCEPTED	ESTIMATED JOBS
DEC 31 70	53	1,644
JAN 31 71	60	1,790
FEB 28 71	64	1,823
MAR 31 71	71	2,399
APR 30 71	73	2,426
MAY 31 71	76	2,579
JUN 30 71	83	2,848



SASKATCHEWAN



CUMULATIVE TOTALS

DATE	OFFERS ACCEPTED	ESTIMATED JOBS
DEC 31 70	17	846
JAN 31 71	18	854
FEB 28 71	20	1,055
MAR 31 71	25	1,183
APR 30 71	26	1,203
MAY 31, 71	29	1,342
JUN 30 71	31	1,519

LEGEND

	IN DESIGNATED REGION	IN SPECIAL AREA
NEW FACILITIES OR PRODUCTS	●	▲
MODERNIZATION OR EXPANSION	○	△

NEW OFFERS ACCEPTED SHOWN IN RED

OFFER ACCEPTED / 000 JOBS CREATED

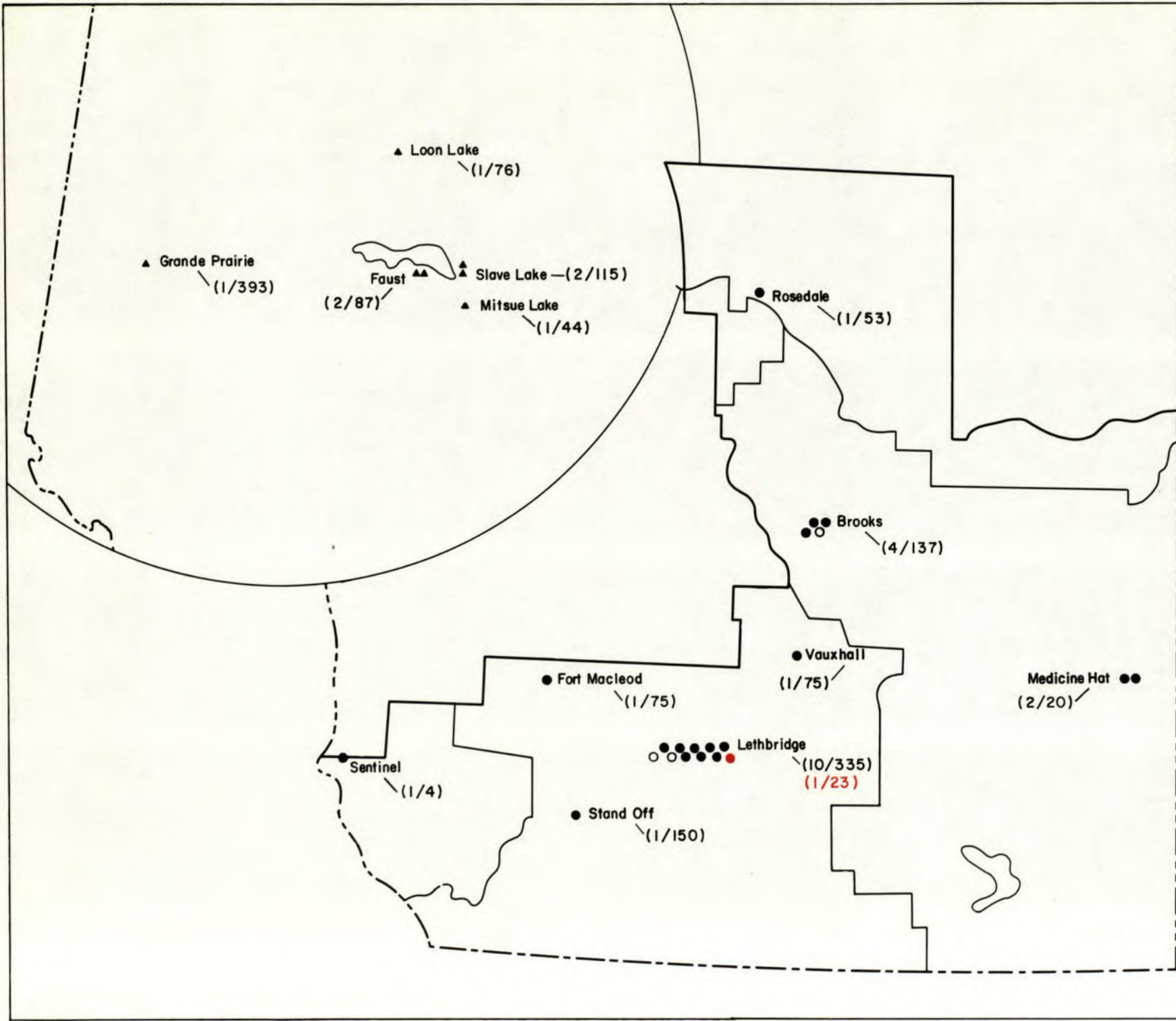
PREPARED BY PROGRAM EVALUATION

DRAWN BY THE CARTOGRAPHIC UNIT
PUBLIC INFORMATION DIVISION

ALBERTA

CUMULATIVE TOTALS

DATE	OFFERS ACCEPTED	ESTIMATED JOBS
DEC 31 70	18	755
JAN 31 71	23	1,354
FEB 28 71	23	1,354
MAR 31 71	28	1,409
APR 30 71	28	1,409
MAY 31 71	28	1,564
JUN 30 71	29	1,587



LEGEND

	IN DESIGNATED REGION	IN SPECIAL AREA
NEW FACILITIES OR PRODUCTS	●	▲
MODERNIZATION OR EXPANSION	○	△

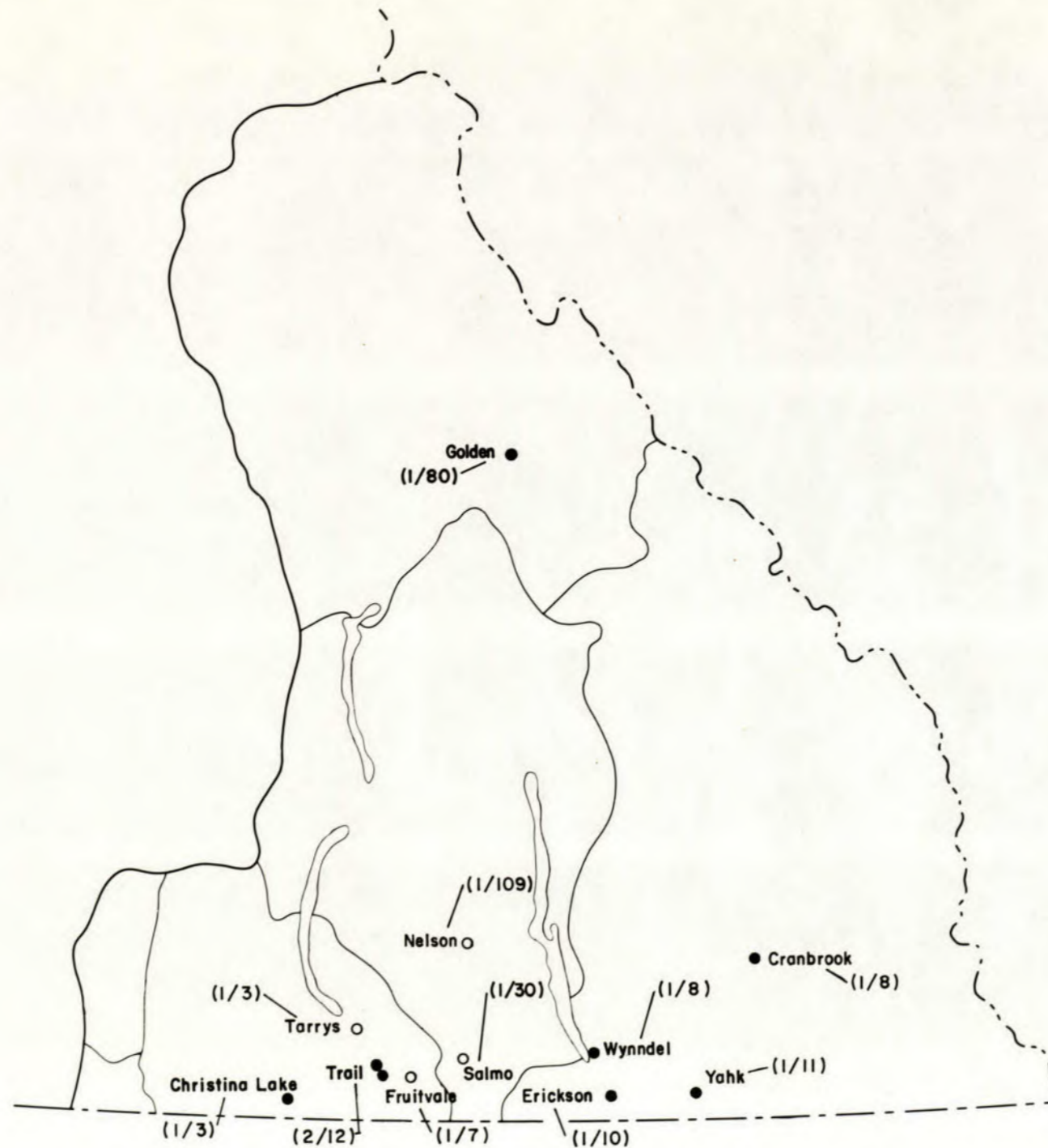
NEW OFFERS ACCEPTED SHOWN IN RED

OFFER ACCEPTED 0/000 JOBS CREATED

PREPARED BY PROGRAM EVALUATION

DRAWN BY THE CARTOGRAPHIC UNIT
PUBLIC INFORMATION DIVISION

BRITISH COLUMBIA



CUMULATIVE TOTALS

DATE	OFFERS ACCEPTED	ESTIMATED JOBS
DEC 31 70	11	176
JAN 31 71	10	169
FEB 28 71	10	169
MAR 31 71	11	172
APR 30 71	11	172
MAY 31 71	12	281
JUN 30 71	12	281

LEGEND

	IN DESIGNATED REGION	IN SPECIAL AREA
NEW FACILITIES OR PRODUCTS	●	▲
MODERNIZATION OR EXPANSION	○	△

NEW OFFERS ACCEPTED SHOWN IN RED

OFFER ACCEPTED 0/000 JOBS CREATED

PREPARED BY PROGRAM EVALUATION

DRAWN BY THE CARTOGRAPHIC UNIT
PUBLIC INFORMATION DIVISION