



Department of Justice
Canada

Ministère de la Justice
Canada

LEGAL AID IN CANADA **2021-22**



Research and Statistics Division
and Legal Aid Directorate
Department of Justice Canada
2023

Canada 

Information contained in this publication or product may be reproduced, in part or in whole, and by any means, for personal or public noncommercial purposes, without charge or further permission, unless otherwise specified.

You are asked to:

- exercise due diligence in ensuring the accuracy of the materials reproduced;
- indicate both the complete title of the materials reproduced, as well as the author organization; and
- indicate that the reproduction is a copy of an official work that is published by the Government of Canada and that the reproduction has not been produced in affiliation with, or with the endorsement of the Government of Canada.

Commercial reproduction and distribution are prohibited except with written permission from the Department of Justice Canada. For more information, please contact the Department of Justice Canada at: www.justice.gc.ca

©His Majesty the King in Right of Canada, represented by the Minister of Justice and Attorney General of Canada, 2023

Legal aid in Canada
J1-27E-PDF
2816-6701

Table of Contents

Introduction.....	1
Background.....	1
Legal Aid Program.....	1
Revenues and expenditures	2
Legal aid applications	5
Application approvals.....	7
Application refusals	10
Application outcomes among Indigenous clients.....	12
Duty counsel services	13
Appeals	15
Interprovincial Reciprocity Agreement	16
Legal aid clients	17
Indigenous legal aid clients	19
Cases and expenditures.....	19
Immigration and refugee legal aid	21
Legal aid plan personnel.....	23
Specialized courts	25
Pandemic relief funding	26

[List of Tables](#)

Table 1 - Legal aid plan revenues, by type of revenue, annual, 2021-22	28
Table 2a - Legal aid plan expenditures, by type of expenditure, 2021-22	29
Table 2b - Total administrative and other costs, 2021-22	30
Table 3 - Legal aid applications received, by type of matter, 2021-22	31
Table 4 - Legal aid applications approved for full legal representation, by staff and private bar lawyers, annual, 2021-22	32
Table 5 - Refused legal aid applications, by reason for refusal, all legal aid matters, 2021-22	33
Table 6 - Refused legal aid applications, by reason for refusal, criminal matters, 2021-22	34
Table 7 - Refused legal aid applications, by reason for refusal, civil matters, 2021-22	35
Table 8 - Applications for full legal representation, approved and refused, by self-identified Indigenous population, criminal and civil, and province/territory, 2021-22	37
Table 9 - Duty counsel services, by type of matter, 2021-22	38
Table 10 - Duty counsel service expenditures, by type of matter, 2021-22	39
Table 11 - Appeal applications, approved and refused, for legal aid services, by criminal and civil matters, 2021-22	40
Table 12 - Incoming and outgoing civil legal aid cases processed under the Interprovincial Reciprocity Agreement, 2021-22	41
Table 13 - Legal aid clients, by age, gender, and type of matter, Canada, 2021-22	42
Table 14 - Indigenous legal aid clients receiving full legal representation and summary services, by gender and type of matter, 2021-22	43
Table 15 - Criminal legal aid cases by type of offence and in-year expenditures, adults, Canada, 2021-22	44
Table 16 - Criminal legal aid cases by type of offence and in-year expenditures, youth, Canada, 2021-22	45
Table 17 - Immigration and refugee legal aid certificates and expenditures, by province/territory and type of lawyer, 2021-22	46
Table 18 - Legal aid service delivery by private bar, staff, and other lawyers, 2021-22	47
Table 19 - Legal aid plan personnel as of March 31, 2022	48
Table 20 - Criminal legal aid funding to address pressures resulting from COVID-19, 2021-22	49

Introduction

Background

In Canada, responsibility for criminal justice is shared between the federal government (criminal law making, and criminal procedure) and the provincial and territorial governments (for the administration of the justice system; outside of criminal prosecutions in the territories which are a federal responsibility). Given these authorities under the *Constitution*, both levels of government have a mutual interest in working together to ensure an effective, efficient, fair, and accessible system of justice.

Legal aid is one component of the legal system and it is essential to fulfilling the government's obligations under the *Canadian Charter of Rights and Freedoms* including the right to a fair trial (section 11(d)); to life, liberty and security (section 7) and to equal protection and equal benefit of the law (section 15). Legal aid helps to ensure effective and fair representation in the criminal justice system and it is necessary to address the imbalance of power by ensuring that economically disadvantaged criminally accused have equal access to justice in our society.

Legal Aid Program

There are 13 recognized legal aid plans in Canada, the organizations responsible for providing legal aid services to those who cannot afford a lawyer. The federal government supports legal aid services in the provinces and territories through two sources. The Department of Justice Canada's (Justice Canada) Legal Aid Program¹ provides funding to all provinces for criminal legal aid through contribution agreements. There are also agreements to support immigration and refugee (I&R) legal aid in the six provinces (Alberta, British Columbia, Manitoba, Newfoundland and Labrador, Ontario, and Quebec) that provide services in this area, and in Nova Scotia, which began offering I&R legal aid services in 2021-22. The federal government supports criminal and civil legal aid in the territories through consolidated Access to Justice Services Agreements.²

Federal support for civil legal aid in the provinces is covered under the Canada Social Transfer (CST), which is a block transfer payment provided to each province and territory for health care, postsecondary education, social assistance and social services. Civil legal aid is an eligible expenditure under the CST.³

While policy development related to criminal legal aid is a shared federal/provincial/territorial responsibility, each province and territory is responsible for the delivery of legal aid services based on

¹ <https://www.justice.gc.ca/eng/fund-fina/gov-gouv/aid-aide.html>

² <https://www.justice.gc.ca/eng/fund-fina/gov-gouv/access.html>

³ It is not possible to track the amount of Canada Social Transfer funding expended on civil legal aid.

their own policies and procedures. This report provides national level statistics⁴ on revenues, expenditures, personnel, and caseloads from legal aid plans across Canada. Justice Canada has been producing the *Legal Aid in Canada* report since 2016-17, and this is the sixth annual edition. This year's report includes data from the 2021-22 fiscal year, as well as trend data from the past five years of legal aid annual reports.

The 2021-22 fiscal year saw a reduction and gradual elimination of many of the pandemic public health measures. In the early days of the pandemic these measures had a profound impact on the criminal and civil justice systems, resulting in limited public access to courts and/or the shift to virtual hearings, and the triaging of the most serious matters. While the data shows that the legal aid system is showing signs of recovery, these disruptions remain evident.

The data collection for *Legal Aid in Canada* is done at a national level; however, from year-to-year some limitations on data coverage exist and some legal aid plans may be unable to report all or some data elements. Due to these limitations, Canada-level totals may not include all provinces and territories and are noted in each of the respective tables' footnotes.

Revenues and expenditures

Revenues are all monies received by the legal aid plan for the provision of legal aid services, which comes from three main sources: government contribution funding, client contributions and cost recoveries, and contributions from the legal profession. Federal government contributions are the federal contribution funding amounts for criminal and where applicable, I&R legal aid. Federal contribution funding flows directly to the consolidated revenue fund of each province or territory, and is subsequently allocated by the provinces or territories to their respective legal aid plans. Provincial/territorial contributions are the funding amounts received for legal aid services from the legal aid plan's respective government. Client contributions are all monies received from the client for legal assistance. Cost recoveries refer to the party costs ordered or agreed to be recovered in the case (this includes monies recovered from a judgement, award or settlement). Contributions of the legal profession and interest earned from lawyers' trust accounts are all monies received from the law profession (e.g., provincial/territorial law foundation funding, levies) as well as other revenues that have not already been accounted for in the other categories.

Expenditures are payments made by legal aid plans to private law firms for the delivery of legal services, and the costs of legal services delivered by legal aid plan staff. These expenditures include monies spent on the provision of legal advice and representation services to clients, including special target groups. All legal aid office and contracted community clinic expenditures are a combination of direct and indirect service delivery costs. Direct service delivery costs are expenses related to providing services directly to clients, while indirect service delivery costs are expenses not directly related to providing legal aid services to clients, but are reasonably attributable to the delivery of legal aid.

⁴ Data from Yukon and Nunavut is not available for 2021-22.

Provinces and territories contributed just over seventy percent of legal aid revenues in 2021-22

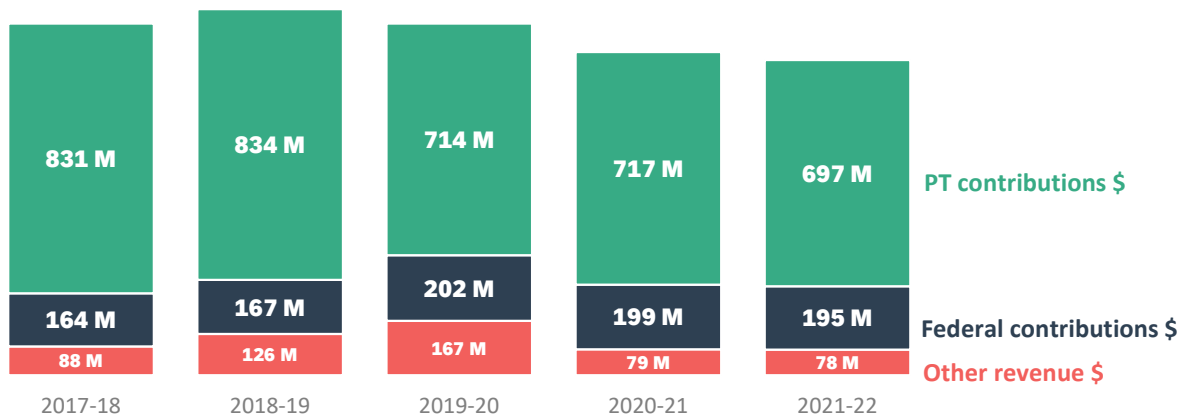
Legal aid plans reported receiving total funding of over \$947 million in 2021-22. Federal and provincial/territorial government sources contributed the majority of this amount—92% of the total, which remained constant from 2020-21. The remaining funding was received from client contributions, cost recoveries from legal settlements, and contributions from the legal profession and other sources (Table 1).

Provincial and territorial (P/T) governments directly fund legal aid. In 2021-22, P/T governments contributed more than \$671 million to legal aid plans across Canada, which amounts to 71% of total legal aid revenues. This amount decreased 3% from last year (using a constant dollar comparison).

In 2021-22, Justice Canada contributed over \$196 million to the provinces and territories for the delivery of criminal legal aid, civil legal aid (in the territories only), and I&R legal aid (where applicable). This amounts to 21% of total legal aid revenues (Table 1) which is up 1% from the previous year. Ontario and Quebec are the largest legal aid plans, comprising 46% and 19% of all legal aid plan revenues respectively, or 65% for the two plans combined (Table 1).

Figure 1 shows the breakdown between legal aid revenue sources over the past five years, using 2022 constant dollars, which are used to account for the impact of inflation over time. Between 2017-18 and 2019-20 there was a gradual increase in the proportion of federal contributions to legal aid revenues, in parallel to a reduction in P/T contributions. This trend levelled off in 2020-21 and the proportion of federal versus P/T contributions has remained more consistent the past two years. In 2021-22 revenues started to increase from the low during the pandemic, but are still down about 2% from the previous year.

Figure 1
Legal aid plan revenues have generally decreased since 2018-19, with all sources down about 2% since last year.

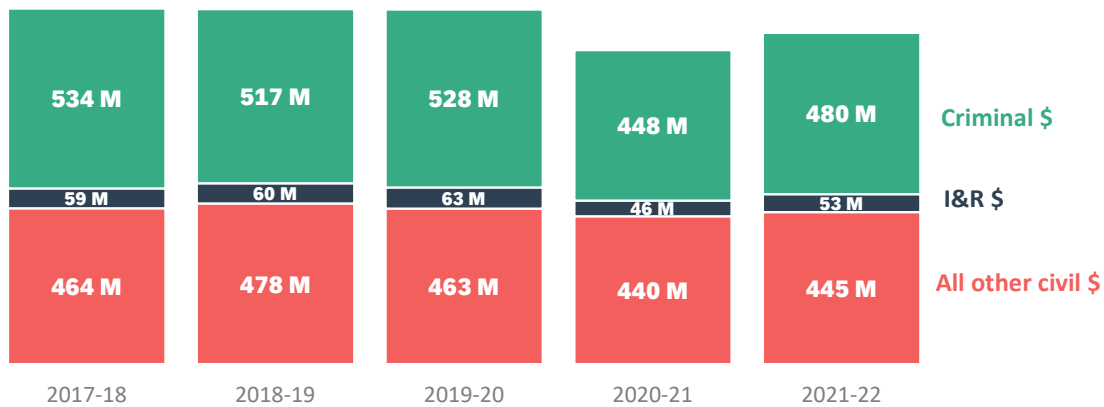


Source: Table 1 - Legal aid plan revenues, by type of revenue, 2017-18 to 2021-22 (Figure uses constant 2022 dollars as calculated March 6, 2023).

A majority of jurisdictions spend more on criminal matters than civil matters

Table 2a shows 2021-22 legal aid plan expenditures, broken down by type of expenditure. Overall, 49% of legal aid expenditures were related to criminal matters, 5% were related to I&R matters, and 45% were related to all other civil matters. Figure 2 presents the breakdown of expenditures by type of matter over the past five years using constant 2022 dollars. Expenditures have remained consistent year over year, with the exception of 2020-21, when expenditures for all types of matters decreased, likely largely due to pandemic restrictions. In 2021-22 expenditures began to increase from the pandemic lows, with total expenditures up 5% from the previous year, criminal expenditures up 7%, I&R up 15%, and civil up 1%. Despite these increases in 2021-22, the data shows a slow recovery from the pandemic with expenditures not yet at their pre-pandemic levels.

Figure 2
Legal aid plan expenditures increased in 2021-22, but total expenditures have not returned to pre-pandemic levels.



Source: Table 2 - Legal aid plan expenditures, by type of expenditure, 2017-18 to 2021-22 (Figure uses constant 2022 dollars as calculated March 6, 2023).

Ontario and Quebec had the highest legal aid expenditures in the country in 2021-22, with 47% of all expenditures as a proportion of the national total from Ontario and 20% from Quebec.

Looking at legal aid expenditures by type of matter, most jurisdictions spend more on criminal matters, with only three spending more on civil matters (Quebec at 61%, Prince Edward Island 62%, and Ontario 59%). At the national level, however, half of legal aid expenditures are related to criminal matters. This is because Quebec and Ontario spend more overall thus contributing more to the average. The jurisdictions with the highest proportion of total legal aid expenditures on criminal matters (of all legal aid expenditures for that jurisdiction) were Saskatchewan (80%), Alberta (74%), and Manitoba (74%).

Table 2b breaks out the total administrative costs for legal aid plans in 2021-22. These expenses are also reflected under “Legal Services Expenditures” in table 2a, and they amounted to over \$162 million dollars.

Legal aid applications

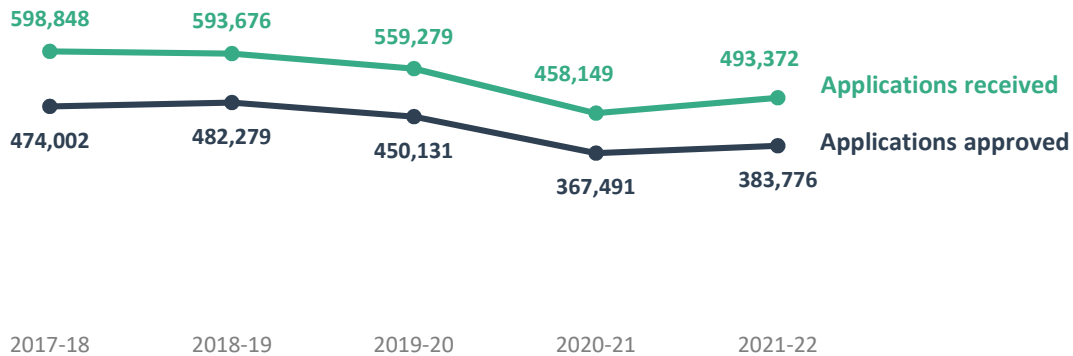
A legal aid application is a request for legal aid assistance. An application can result in either a client receiving summary or full legal representation, or the denial of legal aid service. Summary services include the provision of legal advice, information, or any other type of minimal legal service granted to an individual, while full legal representation constitutes more extensive legal assistance. The total number of applications reported for the fiscal year includes all applications filed during that time, irrespective of when the application was approved or rejected.

In this report, an application for legal aid is counted as approved only for those clients that receive full legal representation. Also, the total number of applications reflects the number of individual requests for assistance, rather than the total number of persons seeking assistance. Once an application is approved for full legal representation by the legal aid plan, the certificate may then be brought to a private bar lawyer who bills the legal aid plan once the service is completed, or the service may be provided by a legal aid staff lawyer.

Over 493,000 legal aid applications were received in 2021-22

The number of applications for legal aid reflects the number of individual requests for assistance, rather than the total number of persons seeking assistance. This means that a single individual could file multiple applications. Figure 3 shows the trends in legal aid applications received and approved over the past five years. There was a gradual decline in the number of applications received and a corresponding decline in approvals, which hit a pandemic low in 2020-21 where both the number of applications received and approved declined by 18% from the previous year. In 2021-22 the numbers began to increase, with the number of received applications up by 8% and the number of approved applications up by 4% from the previous year. Despite these increases, applications received and approved are down 18% and 19% respectively compared to 2017-18.

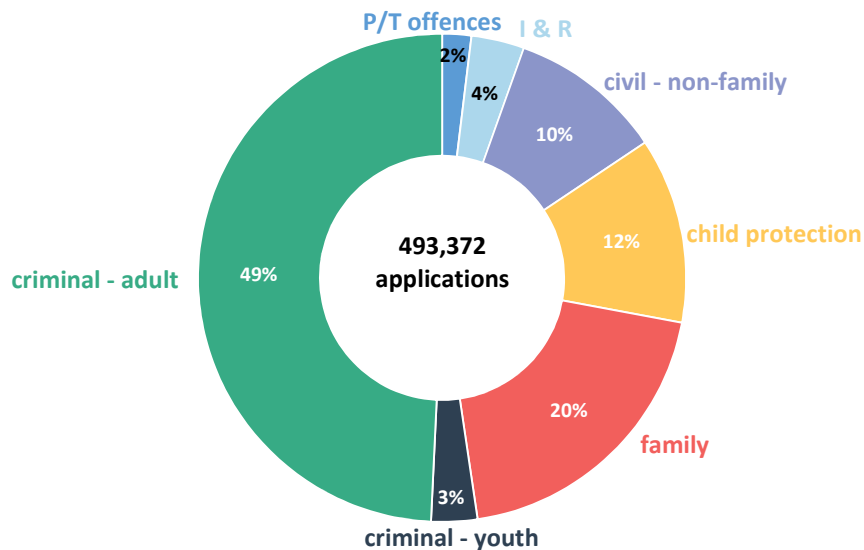
Figure 3
Legal aid applications began to recover in 2021-22 from a pandemic low, up 8% from the previous year but still down about 18% since 2017-18.



Source: Table 3 - Legal aid applications received by type of matter, Canada, 2017-18 to 2021-22; and Table 4 - Approved legal aid applications for full representation, by staff and private lawyers, Canada 2017-18 to 2021-22.

Of the 493,372 applications for summary or full legal representation received in 2021-22, over half (52%) were for criminal matters, while 46% were for civil matters (including I&R) (Figure 4). Of the 257,204 applications for criminal legal aid, 94% were from adults and 6% were from youth. The highest proportion of civil matter applications was for family matters (43%), followed by child protection (27%), non-family matters (22%), and I&R (8%). (Figure 5).

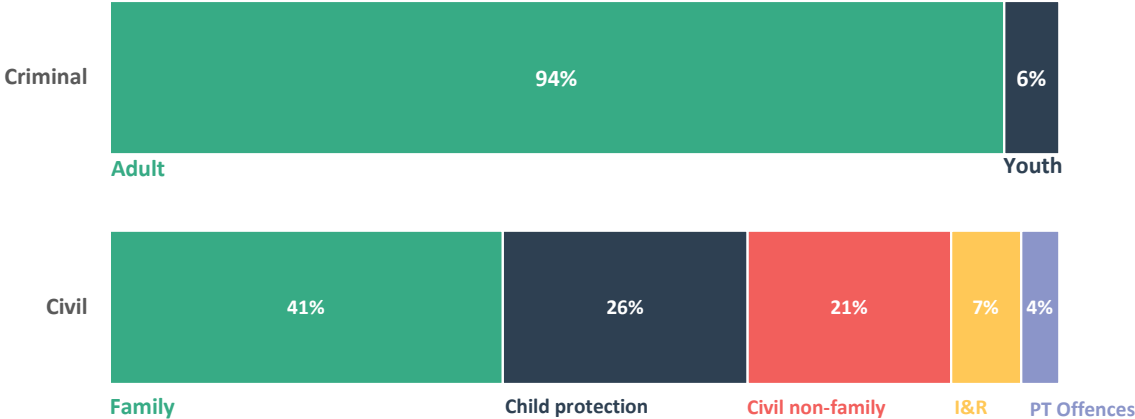
Figure 4
Criminal matters made up just over half of all legal aid applications in 2021-22.



Source: Table 3 - Legal aid applications received, by type of matter, Canada 2021-22.

Quebec received the most applications at 211,010, which accounted for 43% of all applications received nationally in 2021-22. Ontario and Alberta were the next two provinces that received the most applications (23% and 8% respectively). The breakdown between criminal and civil applications within each province/territory shows that Prince Edward Island (73%), Alberta (71%) and Manitoba (69%) had the highest proportion of criminal applications compared to civil. Quebec (57%) and New Brunswick (47%) had the highest proportion of civil applications among the jurisdictions (Table 3).

Figure 5
In 2021-22 the vast majority of criminal legal aid applications were for adult matters, while just under half of civil applications were for family matters.



Source: Table 3 - Legal aid applications received, by type of matter, Canada 2021-22.

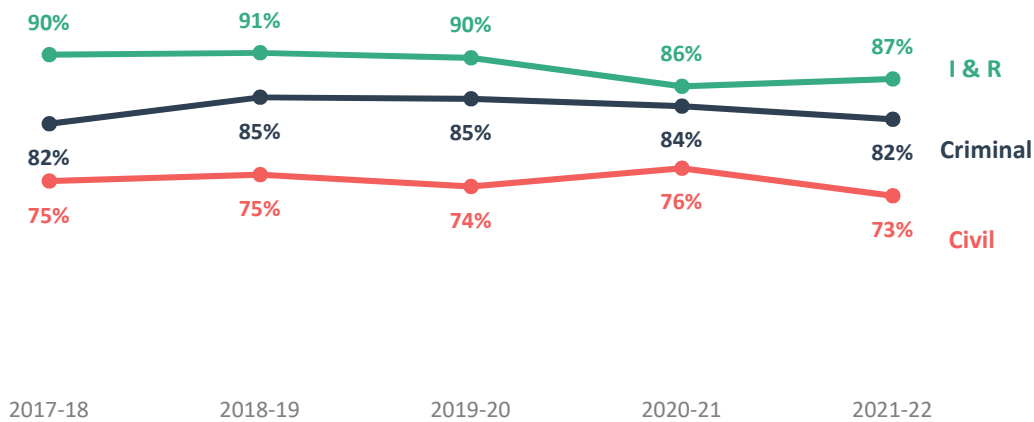
Application approvals

Eight in ten legal aid applications received were approved for full legal representation

An application for legal aid may be approved for either summary or full legal representation. Summary services include the provision of legal advice, information, or any other type of minimal legal service granted to an individual during a formal interview. Full legal representation represents more extensive legal assistance including representation in court. In 2021-22, out of the 493,372 legal aid applications received (Table 3), 383,776 applications, or 78%, were approved for full representation. Overall, the approval rate of legal aid applications has remained relatively stable at around 80% since 2017-18, however this varies by application type.

Figure 6 shows the variation in approval rates by application type over the past five years. Immigration and refugee matters have the highest approval rates, and have varied the most over time. The approval rate for I&R applications went from a high of 91% in 2018-19, down to 87% in 2021-22. The approval rates for civil applications are the lowest, with about three quarters of applications approved, a rate that has been consistent over the past five years.

Figure 6
Application approval rates have mostly been stable over time.



Source: Tables 3 and 4 - % of applications received that were approved for full legal representation, by type of matter, Canada, 2017-18 to 2021-22.

Of the applications approved for full representation in 2021-22, more than half (55%) were for criminal legal aid, 43% were for civil legal aid (including I&R), and the remainder for provincial/territorial offences. Of the criminal applications, the majority (93%) were for adult matters, and 7% were for youth matters. For civil matters, more than one third (36%) were for family matters, 32% were for child protection matters, and 22% were for non-family related matters. I&R matters made up 10% of civil applications in the provinces that provide I&R legal aid services (Table 4).

When looking at the proportion of approved applications by province/territory and type of matter, Manitoba had the highest proportion of approved applications that were criminal as opposed to civil (83% of approved applications were for criminal matters and 17% were for civil). New Brunswick and Ontario both had a more even split between criminal and civil applications, with identical proportions of criminal (58%) and civil (42%) legal aid applications approved for full legal representation (Table 4).

There are around 500 legal clinics across the country with differing levels of services offered.⁵ Ontario has the most developed system of community legal clinics which are funded by Legal Aid Ontario and operated independently.⁶ In Ontario, there were 923 adult and 114 youth applications managed by law clinics, which made up less than 1% of total approved criminal applications in the province in 2021-22.

Figures 7 to 9 show the approval rates of applications broken down by type of matter. Figure 7 shows that criminal youth applications have the highest rate of approval, with 97% of received applications

⁵ <https://www.justice.gc.ca/eng/rp-pr/jr/clinics-cliniques/toc-tdm.html>

⁶ <https://www.legalaid.on.ca/services/legal-clinics/>

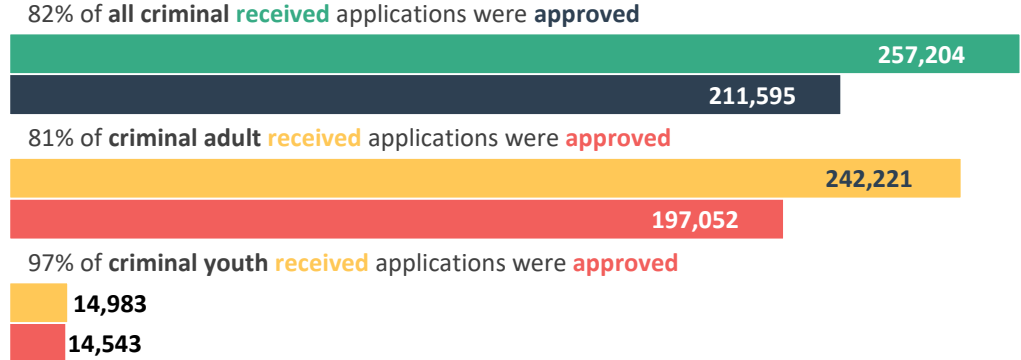
approved. Youth applications have a high approval rate as a result of the eligibility criteria set out in the Canada-Province contribution agreements:

7. The Province shall provide criminal legal aid for a young person where, in the opinion of the provincial legal aid service provider, the interests of the young person and a person legally required to contribute to the cost of the young person's legal aid appear to conflict, and the young person is otherwise unable to retain counsel at his or her own expense.

12(1)(e) (1). The Province shall authorize the provision of criminal legal aid to eligible persons so that priority is given to: (e) Any proceedings involving a young person in respect of a serious offence contrary to an Act or Regulation of Parliament or under the *Extradition Act*, including an appeal by the Crown.

Criminal adult applications are approved at a rate just above the average approval rate of all applications, at 82% (Figure 7).

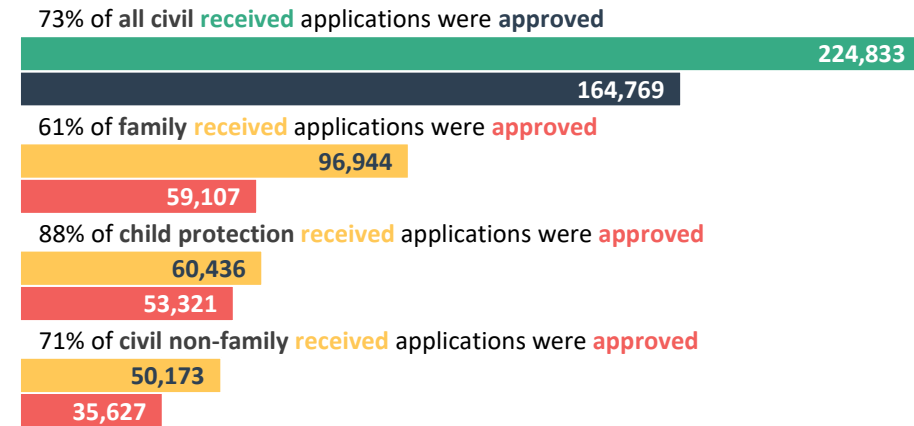
Figure 7
Criminal youth applications are approved at a higher rate than adult applications.



Source: Tables 3 and 4 - % of applications received that were approved for full legal representation, by type of matter, Canada, 2021-22.

For civil legal aid applications (Figure 8), child protection matters had the highest rate of approval (88%) followed by civil-non family applications (71%) and family applications (61%).

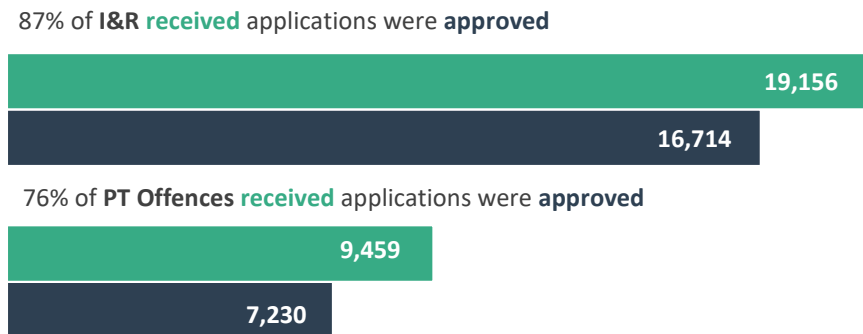
Figure 8
Applications for child protection matters had the highest rate of approval among civil matters.



Source: Tables 3 and 4 - % of applications received that were approved for full legal representation, by type of matter, Canada, 2021-22.

Legal aid applications for I&R matters had an approval rate higher than the overall average, at 87%, while P/T offence applications were approved at a rate just under the average, at 76% (Figure 9).

Figure 9
Applications for immigration and refugee matters had an approval rate higher than other types of matters, with almost 9 in 10 applications approved.



Source: Tables 3 and 4 - % of applications received that were approved for full legal representation, by type of matter, Canada, 2021-22.

Application refusals

Financial ineligibility was the most common reason for application refusal

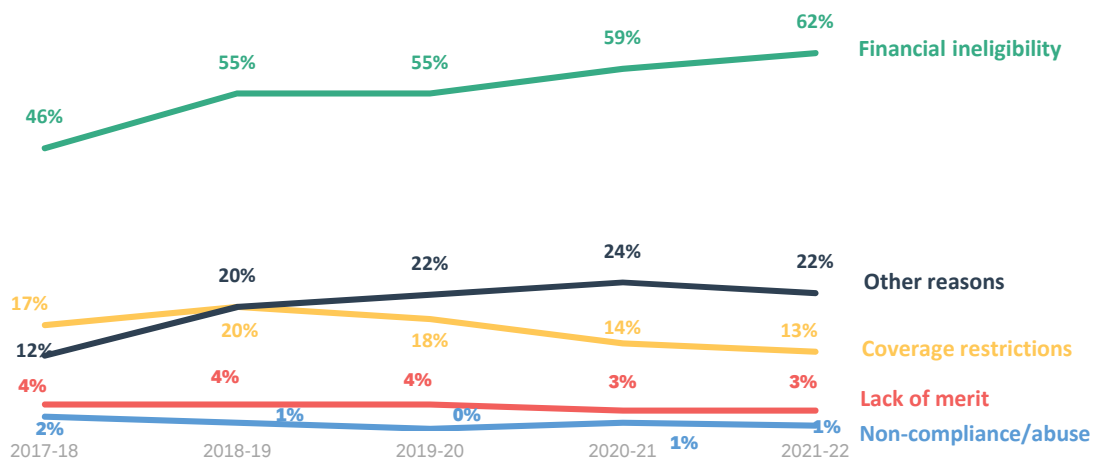
Refused applications are all requests for legal aid that have been denied legal services. This includes applications for which no services have been approved, as well as those applications denied for full legal representation that subsequently received summary services. In 2021-22, of the 94,162 applications (both criminal and civil) where a reason for refusal was reported, 62% were refused for

financial ineligibility. The next most common reasons for refusal were other reasons for refusal and coverage restrictions (22% and 13% respectively) (Table 5).

When looking at the breakdown of reasons for refusal by province/territory, Quebec and Saskatchewan had the highest proportions of applications refused for financial ineligibility (85% and 74%). New Brunswick (34%) and Ontario (31%) had the highest proportions of applications refused for coverage restrictions (Table 5).

Figure 10 shows the trends in legal aid application reasons for refusal over the past five years. The proportion of applications refused for financial ineligibility has been increasing over time, and is up 4% from last year and 34% since 2017-18. The proportion of applications refused for other reasons increased over time between 2017-18 and 2020-21, before decreasing 7% in 2021-22. Coverage restriction refusals have decreased over time, and are down 26% since 2017-18.

Figure 10
The proportion of legal aid applications refused for financial ineligibility has increased by 34% over the past five years.



Source: Table 5 - Refused legal aid applications, by reason for refusal, all legal aid matters, Canada, 2021-22.

Over half of refused criminal legal aid applications were refused for financial ineligibility

Looking at criminal legal aid applications, financial ineligibility was the most common reason for refusal (61%), followed by other reasons (25%) and coverage restrictions at 12% (Table 6). By province/territory, Prince Edward Island had the highest proportion of financial ineligibility refusals (100%), Ontario had the highest proportion of coverage restriction refusals (40%), lack of merit refusals were highest in Nova Scotia (16%), and under 6% across all other jurisdictions. Nova Scotia also had the highest rate of refusal of all jurisdictions for non-compliance or abuse, at 18%, while all other jurisdictions had a rate of 1% or lower.

Table 7 shows refused civil and I&R applications by reasons for refusal. The proportions for civil and I&R applications were consistent with criminal applications, with 62% of all applications refused for financial ineligibility, and 13% falling under coverage restrictions. Quebec and Prince Edward Island had the highest proportions of other civil applications refused for financial ineligibility (81% and 79%). New Brunswick had the highest proportion of other civil applications refused for coverage restrictions (30%), and Newfoundland and Labrador and Manitoba had the highest proportion of other civil applications refused for lack of merit (24% and 19%). For I&R applications, Quebec had the highest proportion refused for financial ineligibility (90%), British Columbia had the highest proportion refused for coverage restrictions (21%), and Newfoundland and Labrador had the highest proportion of lack of merit refusals (42%) (Table 7).

Application outcomes among Indigenous clients

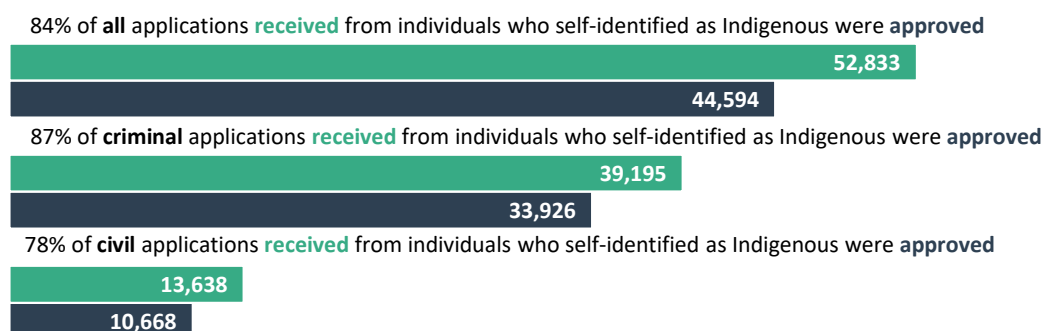
More than eight in ten applications for full legal representation from self-identified Indigenous clients were approved

Figure 11 shows the number and proportions of applications received and approved for full legal representation from individuals who self-identified as Indigenous in the provinces and territories that collect this data. Of the 52,833 applications received from individuals who self-identified as Indigenous for all matters in 2021-22, 84% were approved. The proportion of applications approved for criminal matters was almost 10% higher than for civil matters; 87% of received criminal applications were approved compared to 78% of received civil applications. The approval rate among self-identified Indigenous applicants for criminal matters is 5% higher than the general approval rate for criminal applications (87% versus 82%), similarly for civil matters the approval rate for Indigenous clients was higher than the general rate (78% versus 73%).

By jurisdiction, Nova Scotia and Prince Edward Island and Ontario had the highest proportions of criminal applications approved (96%, 95%, and 95%), while Newfoundland and Labrador had the lowest (67%). For civil applications, Ontario, and New Brunswick had the highest proportions of applications approved (95%, 87%), while British Columbia had the lowest (59%) (Table 8).

Figure 11

The rate of application approval from self-identified Indigenous clients was slightly higher than the general approval rate, particularly for civil matters.



Source: Table 8 - % of applications from self-identified Indigenous clients received and approved for full legal representation, by type of matter, Canada, 2021-22.

Duty counsel services

Duty counsel is legal assistance rendered without charge to unrepresented individuals who, in many cases, are about to make an appearance in court. Duty counsel services refer to services provided by a lawyer at a location other than a legal aid office, generally at court or a place of detention. Most often, the services provided are brief, and pertain to provision of summary services, docket court appearances, or representation at a first appearance or plea court.

As a result of the Supreme Court of Canada decision in *R. v. Brydges*, all provinces and territories offer temporary access to duty counsel through telephone in the immediate period after an accused has been arrested or detained. These services are provided to accused persons without application, and they are free of charge.

For criminal matters, duty counsel services (either Brydges telephone services or in person court services) are available in all provinces and territories. Civil duty counsel services are available in six provinces: Newfoundland and Labrador, Nova Scotia (Nova Scotia offers family duty counsel, which is referred to as summary advice counsel), New Brunswick, Ontario, Manitoba (for child protection matters), and British Columbia. Immigration and refugee duty counsel services are available in Newfoundland and Labrador, Ontario, and British Columbia.

A majority of provinces and territories do not apply eligibility criteria for duty counsel services. Of those that do, New Brunswick applies scope of service eligibility criteria, but not financial eligibility criteria,⁷ while Ontario applies eligibility criteria which are outlined on their website.⁸ British Columbia applies eligibility criteria only to family duty counsel services.⁹

Over 928 thousand duty counsel assists were provided in 2021-22

There were 928,627 duty counsel assists provided to legal aid clients in 2021-22. Of these, 90% were for criminal matters, and 10% were for civil matters (including I&R). Figure 12 shows that the number of duty counsel assists was relatively stable between 2017-18 and 2019-20, when the number of duty counsel assists dropped by 38% in 2020-21 in the wake of the pandemic. In 2021-22 the data shows that duty counsel services have begun to recover, up 25% since last year, however they are still down 24% compared to 2017-18. Civil duty counsel services experienced the largest drop, down 29% from the previous year, while criminal duty counsel assists were down 25% from 2020-21 to 2021-22. These decreases suggest the disruptions to the criminal and civil justice systems as a result of the COVID-19 pandemic were continuing to have an impact in 2021-22.¹⁰

For jurisdictions that provided data on both criminal and civil duty counsel services, Quebec and Northwest Territories had the highest proportions of criminal duty counsel assists provided in comparison to civil, both with 100% of duty counsel assists for criminal matters. British Columbia had the lowest proportion of criminal matter assists, with 75% criminal assists and 25% civil (Table 9).

Over 104 million dollars spent on duty counsel services in 2021-22

Nationally, there were total expenditures of \$104,338,058 for duty counsel services in 2021-22 (using constant 2022 dollars), this was an increase of 12% from the previous year, and 18% since 2017-18 (Figure 12). Using unadjusted 2021-22 data, criminal duty counsel services represented the highest proportion of duty counsel expenditures, at \$81,802,679, or 78% of total expenditures in 2021-22. Civil duty counsel services made up 21% of expenditures. Within criminal duty counsel services, 97% of expenditures went towards adult matters (Table 10).

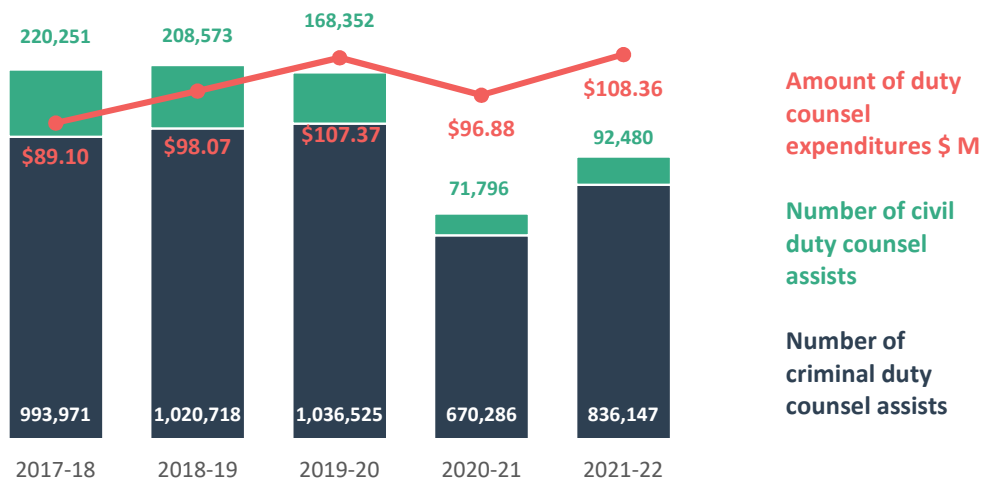
⁷ New Brunswick Legal Aid Services Commission (NBLASC) is responsible to assign duty counsel to criminal and youth courts to advise and assist anyone who has to appear before a Provincial Court judge on eligible charges and is without counsel. NBLASC also provides duty counsel to specialized courts. Duty Counsel services are not available for: Default Hearings; Variation of Undertakings; Firearms applications; Rowbotham Hearings; Bail Reviews in Queen's Bench; and providing advice to those who have plead not guilty and have obtained a trial date. Family Law: Scope of service for family law can be found at the following link <http://www.legalaid-aidejuridique-nb.ca/family-law-services/family-duty-counsel/>

⁸ <https://www.legalaid.on.ca/will-legal-aid-pay-for-my-lawyer/>

⁹ There are no financial or merit eligibility criteria for criminal or immigration duty counsel services, but financial eligibility criteria are applied for family duty counsel, at a higher level than for family representation contracts. Additional coverage criteria are applied for expanded criminal and family duty counsel services.

¹⁰ <https://www.fja.gc.ca/COVID-19/pdf/Action-Committee-Progress-Report.pdf>

Figure 12
Duty counsel expenditures increased 12% from 2020-21, while duty counsel assists increased by 25% in the same time period.



Source: Tables 9 and 10 - Duty counsel services, and expenditures by type of matter, by type of matter, Canada, 2017-18 to 2021-22. (Expenditures use constant 2022 dollars calculated on March 20, 2023).

Appeals

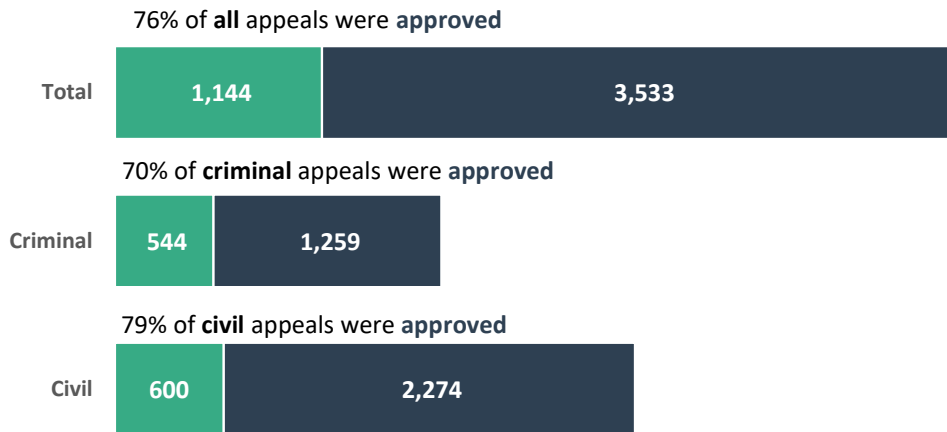
Just over three quarters of applications for legal aid services to deal with an appeal were approved

Out of the 4,677 applications in 2021-22 for legal aid services for an appeal case for any type of matter, 76% were approved for legal aid services. Proportionally, there are more appeal applications for civil matters compared to criminal matters (61% for civil, 39% for criminal) which differs from regular legal aid files which are dominated by criminal matters. For criminal matters, 70% of appeal applications were approved, and for civil matters, almost 8 in 10 (79%) were approved (Figure 13). These proportions have experienced minor fluctuations over the past five years.

Aside from Saskatchewan, where all appeal applications were approved in 2021-22, Nova Scotia and Ontario had the highest proportions of appeal cases approved for legal aid services (90% and 89%), while Prince Edward Island, New Brunswick, and British Columbia had the lowest proportions of cases approved (25%, 52%, and 54%). For criminal cases, Saskatchewan and Nova Scotia had the highest proportion of criminal appeal applications approved (100%, and 93%), and British Columbia had the lowest proportion of approved criminal applications at 35%. For civil cases, Prince Edward Island and Saskatchewan both had 100% of applications approved, and Manitoba had the lowest at 36% (Table 11).

Figure 13

Legal aid applications for appeal proceedings were more often approved for civil matters compared to criminal matters.



Source: Table 11 - Appeal applications, approved and refused for legal aid services, by criminal and civil matters, 2021-22.

Interprovincial Reciprocity Agreement

Fewer than 500 civil cases were managed under the Interprovincial Reciprocity Agreement in 2021-22

The Interprovincial Reciprocity Agreement refers to an agreement among legal aid plans in Canada to handle non-resident civil cases. Under the terms of the 2018 agreement, it is no longer a requirement for an applicant to apply in their home province, applications may be made directly to the province where service is required.

Outgoing cases refers to the number of applications for civil legal aid approved by the legal aid plan of a province or territory that are forwarded to other provincial/territorial legal aid plans for service. Incoming cases refers to the number of applications approved for civil legal aid by other provincial/territorial legal aid plans which are forwarded to the legal aid plan for service and for which service has been provided.

Data from 2021-22 indicate that provinces/territories handled a total of 313 incoming cases and 158 outgoing cases (Table 12). Ontario had the highest number of cases incoming from another province, with 173 cases while Quebec had the highest number of outgoing cases at 70.

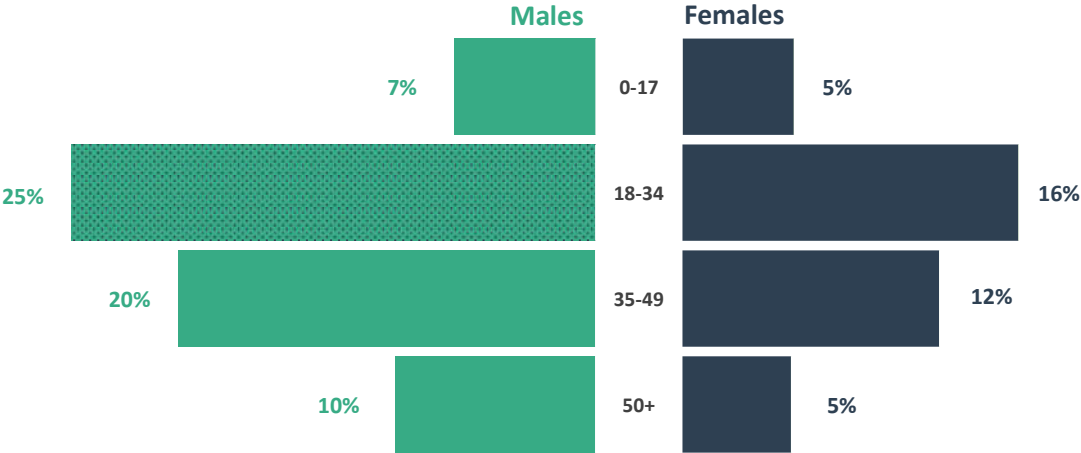
Legal aid clients

Legal aid plans provide services to clients to help them with their legal problems in the areas of criminal, family, child protection, civil non-family, and immigration and refugee law. Data in this section outlines the gender and age of legal aid clients who received summary and full legal representation in 2021-22 by type of matter. Data on immigration and refugee matters is excluded from this section because many legal aid plans only collect data for the principal claimant (i.e., head of family), so gender-based data may not reflect the total amount of individuals being served.

Most legal aid clients were male, and accessed criminal legal aid services

In 2021-22, of the over 360,000 legal aid clients, 61% percent were male, while 39% were female. The most common age category of legal aid clients was 18-34 (41%) (Table 13, Figure 14). These proportions have remained consistent over the past five years. Figure 14 shows the gender and age breakdown of legal aid clients for all types of matters combined, with males aged 18-34 making up the highest proportion of clients (25%), followed by males aged 35-49 (20%) and females aged 18-34 (17%).

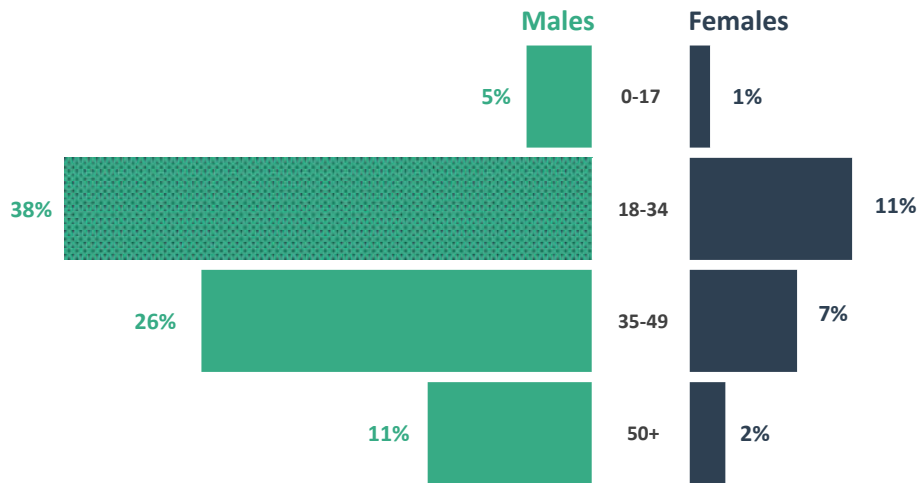
Figure 14
Males aged 18-34 made up the highest proportion of legal aid clients overall.



Source: Table 13 - Age and gender distribution of legal aid clients, Canada, 2021-22 (excludes 'other' category).

Figure 15 shows the age and gender breakdown of criminal legal aid clients. For criminal matters young males made up a significant proportion, with males aged 18-34 (38%) the largest group followed by males 35-49 (26%).

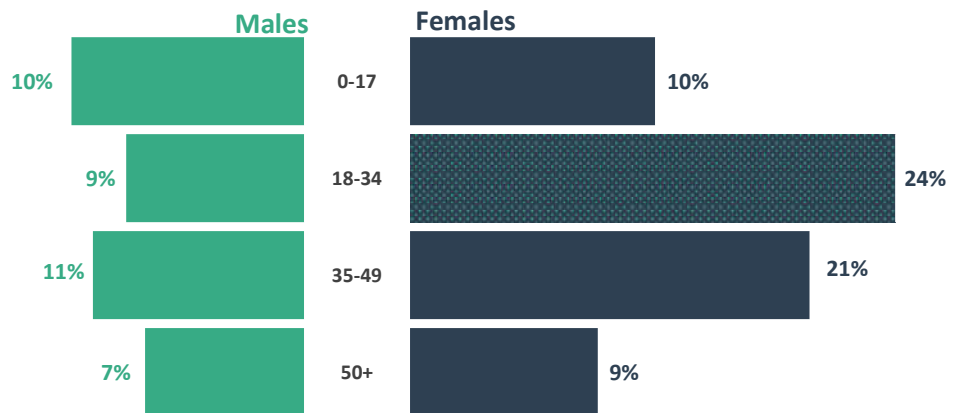
Figure 15
Males aged 18-34 made up the highest proportion of criminal legal aid clients.



Source: Table 13 - Age and gender distribution of criminal legal aid clients, Canada 2021-22 (excludes 'other' category).

Figure 16 shows the gender and age breakdown of civil legal aid clients. For civil matters, females made up the highest proportion of clients, with those aged 18-34 (24%) and 35-49 (21%) making up almost of half of these clients.

Figure 16
Females aged 18-34 made up the highest proportion of civil legal aid clients.



Source: Table 13 - Age and gender distribution of civil legal aid clients, Canada 2021-22 (excludes 'other' category).

Indigenous legal aid clients

More than half of Indigenous legal aid clients were males accessing criminal legal aid services

Legal aid plans from Newfoundland and Labrador, New Brunswick, Nova Scotia, Ontario, Manitoba, Saskatchewan, British Columbia, and Northwest Territories provided data on self-identified Indigenous legal aid clients. Out of the 43,507 Indigenous clients that self-identified in these provinces and territories in 2021-22, 78% accessed criminal legal aid (adult and youth), while 22% accessed civil legal aid.

Overall, just under two thirds (64%) of Indigenous legal aid clients were men. Men represented 77% of Indigenous adult and youth criminal legal aid clients, but only 32% of civil legal aid clients (Figure 17).

Figure 17

Indigenous men made up the highest proportion of criminal legal aid clients, while Indigenous women made up the highest proportion of civil legal aid clients.



Source: Table 14 - Indigenous legal aid clients receiving full legal representation and summary services, by gender and type of matter, 2021-22 (excludes 'other' category).

Cases and expenditures

Assault was the most frequent offence category, with the highest proportion of in-year expenditures for adult criminal legal aid

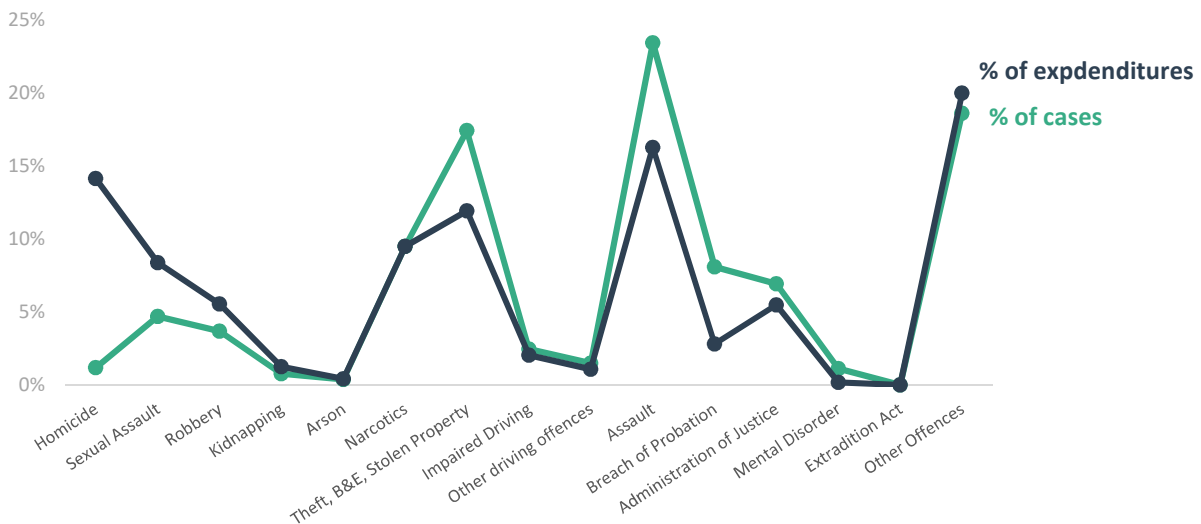
Table 15 provides a breakdown of criminal legal aid cases that were approved for full legal representation, and incurred expenditures in 2021-22, in addition to cases that were ongoing from previous years and incurred expenditures in 2021-22. These are broken down by general offence categories, as well as the proportion of in-year expenditures dedicated to each offence category. Note

that the offence categories do not refer to specific offences under the *Criminal Code*. Rather, they represent groupings of similar offence types.

Assault made up the highest proportion of case volume at 23% (16% of in-year expenditures), while the category other offences made up the highest proportion of in-year expenditures at 20% of in-year expenditures and 19% of case volume in 2021-22. The next most common offence category was theft, break and enter, possession of stolen property (17% of case volume and 12% of in-year expenditures) (Figure 18).

Figure 18 shows that there were a few categories of offences that made up a very small proportion of case volumes, but a comparatively higher proportion of in-year expenditures. These included homicide, which accounted for 1% of cases, but 14% of in-year expenditures and sexual assault, which made up 5% of case volume and 8% of expenditures. The reverse is true for breach of probation offences, which made up a high proportion of case volume (8%), but a relatively low proportion of expenditures (3%).

Figure 18
For adult criminal cases, homicides and sexual assault cases have disproportionately high case expenditures in relation to case volume.



Source: Table 15 - Adult criminal legal aid by percentage of cases and percentage of in-year expenditures, Canada, 2021-22 (excluding appeals).

Assault was the most frequent offence category, with the highest proportion of in-year expenditures for youth criminal legal aid

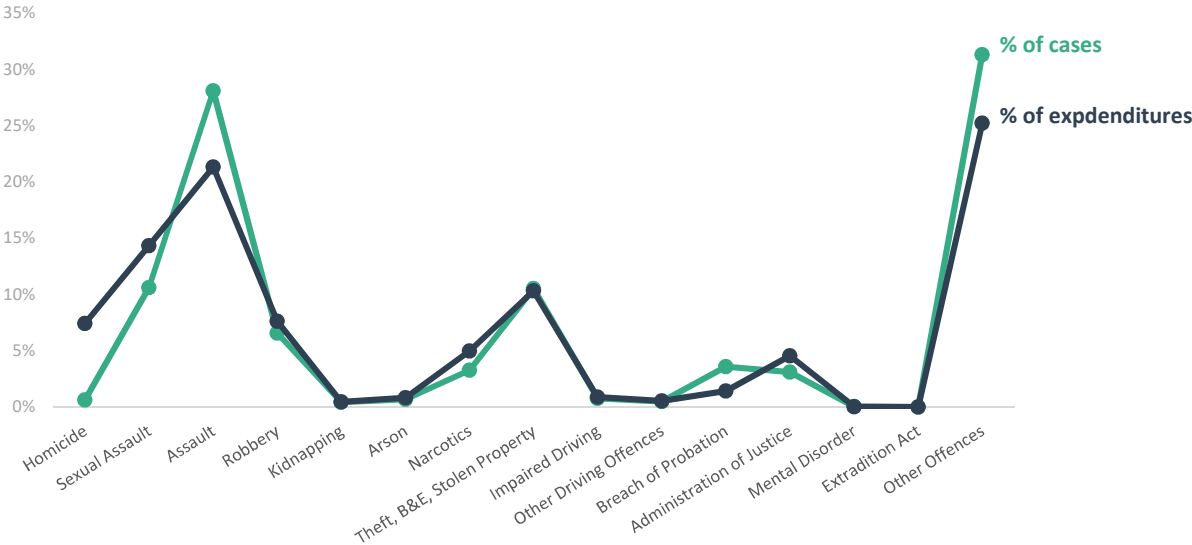
Table 16 provides a breakdown of current youth legal aid cases and incurred expenditures in 2021-22, in addition to cases that were ongoing and incurring expenditures but might have been approved the previous fiscal year or earlier. These are broken down by general offence categories, as well as the proportion of in-year expenditures dedicated to each offence category. Note that the offence

categories do not refer to specific offences under the *Criminal Code*. Rather, they represent groupings of similar offence types.

Figure 19 shows that the proportion of cases is largely in line with expenditures for youth offences. Other offences made up the highest proportion of case volume (31%) and the highest proportion of in-year expenditures (25%), while assault made up 28% of cases, and 21% of in-year expenditures in 2021-22. Theft, break and enter, possession of stolen property and sexual assault were the next most common offence categories with 11% of case volumes, however the expenditures reflect the differing levels of complexities of these cases with theft, break and enter, possession of stolen property expenditures at 10% while sexual assault expenditures were at 14% of in-year expenditures.

The main outlier was homicide cases, which made up a very small proportion of case volume, but a comparatively higher proportion of in-year expenditures, accounting for 1% of cases but 7% of in-year expenditures.

Figure 19
For youth criminal cases, homicides and sexual assault cases have disproportionately high case expenditures in relation to case volume.



Source: Table 16 - Youth criminal legal aid by percentage of cases and percentage of in-year expenditures, Canada, 2021-22 (excluding appeals).

Immigration and refugee legal aid

Refugee claimants have the right, under the *Immigration and Refugee Protection Act* (IRPA), to be represented at I&R proceedings. Through the Legal Aid Program, the federal government contributes annual funding to the seven provinces that provide I&R legal aid services (Alberta, British Columbia, Manitoba, Newfoundland and Labrador, Nova Scotia, Ontario, and Quebec). I&R matters are

proceedings of persons (individuals, or principal applicants and family) involved in the immigration and refugee determination system under the provisions of IRPA. I&R legal aid covers the provision of legal advice, assistance and representation for immigration or refugee proceedings before the Immigration and Refugee Board of Canada, the Federal Court, or Immigration, Refugees and Citizenship Canada officials on post-determination actions.

Over 24,000 I&R legal aid certificates were issued in 2021-22

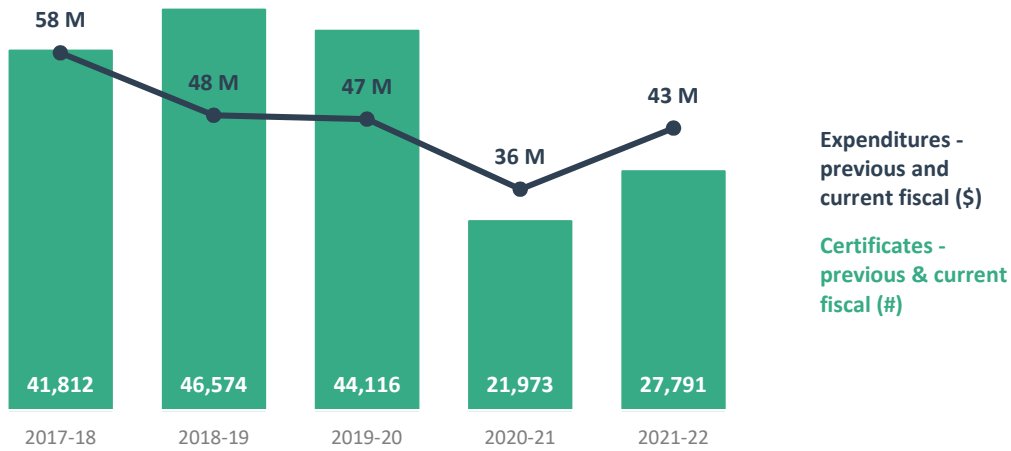
Table 17 shows the volume of I&R legal aid certificates as well as expenditures for I&R legal aid for 2021-22, including certificates and expenditures carried over from previous fiscal years for cases that are ongoing. In 2021-22, there were 24,040 legal aid certificates issued, with 3,751¹¹ certificates carried over from previous fiscal years in the provinces that reported this data, for a total of 27,791 certificates. A majority of (current and previous fiscal years) certificates were handled by private bar lawyers (66%), while 28% were handled in specialized clinics, and 6% were handled by staff lawyers. Over two thirds of expenditures from the current (2021-22) and previous fiscal years related to I&R legal aid were associated with private bar certificates (67%).

Newfoundland and Labrador and Alberta had the highest proportion of staff lawyers working on I&R matters (100% and 77%) in 2021-22, while in British Columbia 100% of I&R legal aid certificates were handled by private bar lawyers. Nova Scotia, Ontario, and Quebec are the only jurisdictions with cases handled through specialized clinics with 91% of previous and current fiscal certificates in Nova Scotia, 34% in Ontario, and 17% in Quebec) (Table 17).

Figure 20 shows the trends in I&R legal aid caseload volumes and expenditures over the past five years. The number of previous and current fiscal year certificates reached a high in 2018-19 at 46,574 before dropping significantly in 2020-21 by 43% from the previous year. Expenditures were at a high in 2017-18, levelling off in 2018-19 and 2019-20, and then dropping by 23% from 2019-20 to 2020-21 largely due to the measures put in place to respond to the COVID-19 pandemic such as border closures and hearing suspensions. In 2021-22 both case volumes and expenditures began to return to pre-pandemic levels. The number of previous and current fiscal year certificates were up 27% from 2020-21, and expenditures were up 20% during the same time period using a constant dollar comparison. However, over the five-year period from 2017-18 to 2021-22, legal aid certificates were down by 34%, and expenditures were down by 26% using a constant dollar comparison.

¹¹ Ontario did not report on certificates carried over from previous fiscal years, so the number of these applications does not reflect the true count.

Figure 20
Immigration and refugee legal aid certificates and expenditures increased from the previous year in 2021-22 after hitting a low during the pandemic.



Source: Table 17 - Immigration and refugee legal aid number of certificates and amount of expenditures, Canada, 2017-18 to 2021-22. (Figure uses constant 2022 dollars as calculated March 15, 2023).

Legal aid plan personnel

Legal aid plans in Canada currently operate under one of three service delivery models: the staff lawyer model, the judicare model and the mixed model. In the staff lawyer model, lawyers providing legal aid services are employed directly by legal aid plans. In the judicare model, legal services are provided by lawyers in private practice who are paid by the legal aid plan based on tariff rates. The mixed model uses a combination of staff and private lawyers to provide legal aid services. The following section of the report provides information on the service delivery models at legal aid plans by detailing the type of staff working in legal aid, and cases they work on. This includes information on both lawyers and non-lawyers.

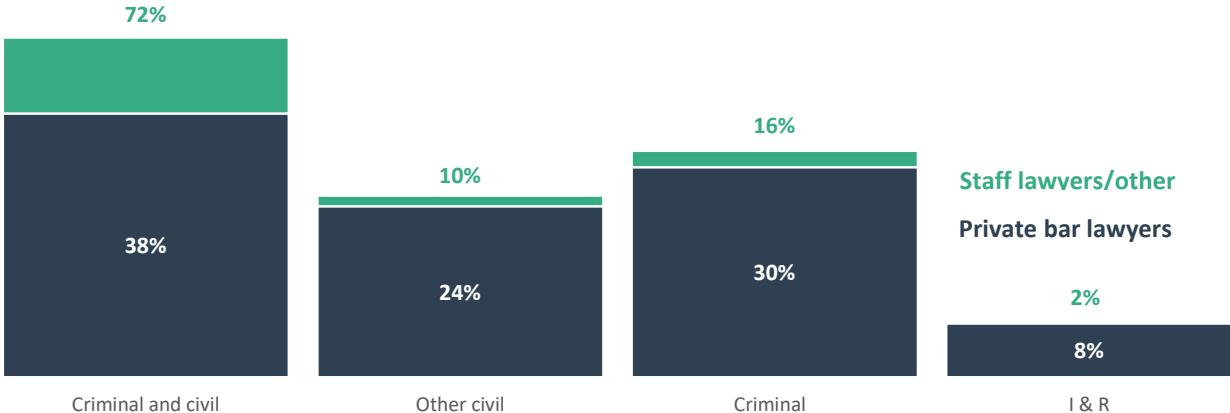
Legal aid services are delivered primarily by private bar lawyers

Table 18 provides an overview of the proportion of staff lawyers versus private bar lawyers delivering legal aid services across the country. While this data provides a picture of the numbers of lawyers providing services, these figures do not reflect the differences between the legal aid case loads of private bar versus staff lawyers. In some cases, a legal aid plan may have a higher proportion of private bar lawyers, but the staff lawyers at that plan may be managing a higher proportion of cases. Over the past five years, the proportion of staff lawyers versus private bar lawyers delivering legal aid services has remained consistent.

In 2021-22, 87% of the 10,429 lawyers providing legal aid services in Canada were private bar lawyers (Table 18). Staff lawyers made up 12% of lawyers providing direct legal aid services to clients, and other lawyers (such as Executive Directors) made up 1%. Among private bar lawyers, 38% provided both criminal and civil law services. There were more private bar lawyers providing only criminal law legal aid services as compared to only civil (30% and 24%), while 8% of private bar lawyers provided legal aid services for I&R matters. Of the staff lawyers and other lawyers, the highest proportion provided both criminal and civil law services (72%), while 16% provided only criminal services and 10% provided only civil law services. The remaining 2% provided services for I&R matters (Figure 21).

Overall, 35% of the 10,429 lawyers providing legal aid services in Canada were in Ontario, and 22% were in Quebec and 20% were in Alberta. When looking at the breakdown between private and staff lawyers within each province/territory, British Columbia and Alberta had the highest proportions of private bar lawyers (96% and 95%), while Newfoundland and Labrador had the highest proportions of staff lawyers (79%) (Table 18).

Figure 21
Most lawyers delivering legal aid services provide both civil and criminal services.

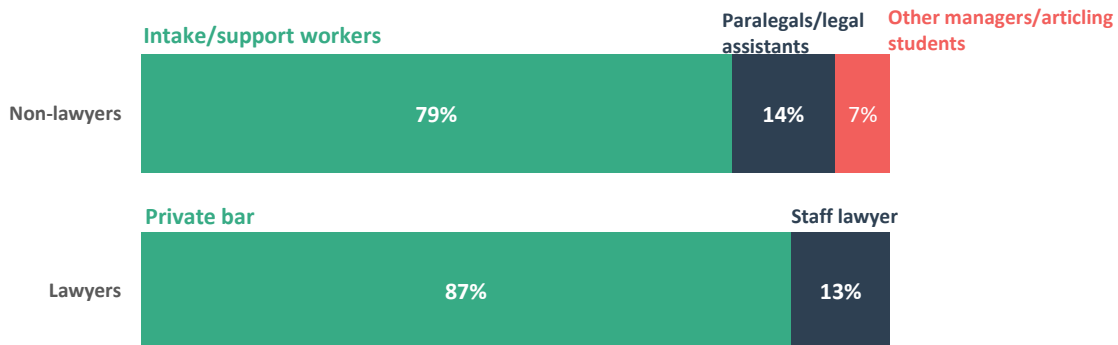


Source: Table 18 - Legal aid service delivery by private bar, staff and other lawyers, Canada, 2021-22.

Non-lawyers made up 16% of legal aid plan personnel

Legal aid plans employ a variety of non-lawyer personnel to support the delivery of legal aid services to clients. Over the past five years the proportions of legal aid plan personnel have remained relatively stable. In 2021-22 lawyers made up 84% of legal aid plan personnel and non-lawyers made up the other 16% (Table 19). Figure 22 shows that 87% of the lawyers providing legal aid services were private bar and 13% were staff lawyers. Of the 1,998 non-lawyers working for legal aid plans, intake workers/support staff (79%) were most common, followed by paralegals/legal assistants (14%), and articling students/other (i.e., managers) (7%) made up the remaining non-lawyer personnel (Figure 22).

Figure 22
Legal aid plan personnel include a variety of staff, with intake/support workers making up the largest cohort outside of the private bar.



Source: Table 19 - Legal aid personnel as of March 31, 2022, Canada.

Specialized courts

Specialized courts are used in the majority of provinces and territories and provide invaluable services to legal aid clients

Specialized or problem-solving courts focus on a particular type of offence or offender. They typically involve an interdisciplinary team that is focused on addressing the underlying causes of offending. The following section provides information on the specialized courts operating in Canada. Figure 23 provides an overview of the service delivery models available at specialized courts across Canada.

Mental Health/Wellness/Community Courts

Mental health courts are designed to assist accused persons who have mental health issues. This typically involves specially trained personnel and processes that take into consideration the difficulties that a person with mental health issues may encounter in the criminal justice process. Wellness/community courts offer integrated supports and services designed to address the problems associated with repeat offenders struggling to reintegrate into society.

There are 11 jurisdictions that operate mental health/wellness/community courts. These jurisdictions are: Newfoundland and Labrador, Nova Scotia, New Brunswick, Quebec, Ontario, Manitoba, Saskatchewan, Alberta, British Columbia, Northwest Territories, and Yukon.

Drug Treatment Courts

Drug treatment courts aim to reduce crime committed as a result of drug dependency through court-monitored treatment and community service support for non-violent offenders with drug addictions. Drug treatment courts currently operate in Newfoundland and Labrador, Nova Scotia, Quebec, Ontario, Manitoba, Saskatchewan, Alberta, British Columbia and Yukon.

First Nations/Gladue Courts

First Nations/Gladue courts offer restorative justice and traditional approaches for sentencing Indigenous offenders. These courts currently operate in Nova Scotia, New Brunswick, Quebec, Ontario, Manitoba, Saskatchewan, Alberta, and British Columbia.

Youth Courts

Youth between the ages of 12 and 17 who are accused of a crime have their matters heard in youth court, which is a separate court division. Youth courts currently operate in every province and territory in Canada.

Family/Domestic Violence Courts

Family/domestic violence courts are designed to handle cases of domestic/family violence by offering an integrated, collaborative approach focusing on supporting victims, increasing offender responsibility, and providing early intervention. These courts currently operate in Newfoundland and Labrador, Nova Scotia, New Brunswick, Quebec, Ontario, Manitoba, Saskatchewan, Alberta, British Columbia, Yukon, and Northwest Territories.

Pandemic relief funding

Legal aid plans were provided with additional criminal legal aid funding in 2021-22 to address pressures resulting from the COVID-19 pandemic. Funding was provided for both technological and service delivery improvements to help mitigate the impact of the pandemic on criminal legal aid operations. Table 20 provides a detailed inventory of the funded initiatives. Overall, there was a roughly even breakdown in spending between technological and service delivery initiatives. Many jurisdictions used the technological funding to purchase equipment (e.g., laptops, webcams, etc.) to support/improve the ability of counsel to participate in remote appearances or to increase their information technology capacities (e.g., hiring an IT manager). Service delivery funds were often spent to expand access to court time, through hiring additional counsel, or creation of expanded hours for bail hearings.

Figure 23 - Specialized courts by province/territory and type of legal aid service delivery, 2021-22



For MB: Gladue is always a factor due to the large number of indigenous people involved with the justice system. And, duty counsel and expanded duty counsel is only offered for child protection matters in unified family court.

Table 1 - Legal aid plan revenues, by type of revenue, annual, 2021-22

	Type of Revenue										
	Total legal aid plan revenues ¹ Dollars (%)	Federal contributions from 2021-22 agreements ²			P/T contributions to legal aid plans ⁴ Dollars (%)	Client contributions and cost recoveries to legal aid plans ⁵ Dollars (%)		Contributions of the legal profession and interest earned from lawyers' trust accounts ⁶ Dollars (%)		Other legal aid plan revenues	
		Criminal (+civil in territories) Dollars (%)	I&R ³ Dollars (%)								
N.L.	17,012,731 100%	2,657,329 16%	12,493 0%	14,126,378 83%	84,883 0%	115,710 1%		15,938			
P.E.I.	838,480 100%	422,931 50%		415,549 50%	-	-		-			
N.S.	31,434,450 100%	4,526,053 14%	568,757 2%	26,270,300 84%	22,235 0%	0 0%		47,105			
N.B.	11,861,436 100%	2,878,649 24%		7,637,323 64%	164,181 1%	200,000 2%		981,283			
Que.	181,625,991 100%	28,896,196 16%	5,927,747 3%	142,751,257 79%	3,581,402 2%	0 0%		469,389			
Ont.	433,761,280 100%	55,079,487 13%	36,880,073 9%	288,789,452 67%	7,385,030 2%	44,585,092 10%		1,042,146			
Man.	35,968,698 100%	8,160,394 23%	206,669 1%	25,059,993 70%	956,681 3%	1,399,089 4%		185,872			
Sask.	28,939,985 100%	7,631,716 26%		20,995,284 73%	5,520 0%	0 0%		307,465			
Alta.	84,623,399 100%	16,924,955 20%	735,498 1%	55,636,742 66%	5,017,696 6%	5,432,198 6%		876,310			
B.C.	113,947,175 100%	19,082,757 17%	3,840,000 3%	85,696,137 75%	0 0%	4,719,933 4%		608,348			
Yuk.	- -	- -		- -	- -	- -		-			
N.W.T.	7,041,507 100%	2,324,789 33%		4,218,545 60%	-	-		498,173			
Nvt.	- -	- -		- -	- -	- -		-			
Canada	947,055,132 100%	148,585,256 16%	47,602,480 5%	671,596,960 71%	17,217,628 2%	56,452,022 6%		5,032,029			

- Refers to data that were not available, collected, or provided by the jurisdiction as reported in the Statement of Final Claim.

Rounding may impact totals balancing.

1. Revenues are all monies received by the legal aid plan for assistance in the provision of legal aid services. Funding is received by legal aid plans from three main sources: government contributions, client contributions and cost recoveries, and contributions from the legal profession.
2. Federal government contributions are the federal contribution amounts for criminal and where applicable, I&R legal aid. Federal contributions flow directly to the consolidated revenue fund of each province/territory, and are subsequently allocated by the provinces/territories to their respective legal aid plans.
3. Immigration and Refugee (I&R) matters are proceedings of persons (individuals, or principal applicants and family) involved in the immigration and refugee determination system under the provisions of the Immigration and Refugee Protection Act (IRPA). I&R legal aid covers the provision of legal advice, assistance and representation for immigration or refugee proceedings before the Immigration and Refugee Board (IRB) of Canada, the Federal Court (FC), or Immigration, Refugees and Citizenship Canada (IRCC) officials on post-determination actions. I&R legal aid is available in seven provinces: Newfoundland and Labrador (N.L.), Nova Scotia (N.S.), Quebec (Que.), Ontario (Ont.), Manitoba (Man.), Alberta (Alta), and British Columbia (B.C.).
4. P/T contributions are the contribution amounts received for legal aid services from the legal aid plan's respective government. Many legal aid plans are unable to isolate the federal contribution received by the P/T government from JUS. Therefore, these federal contributions may be included in the total "P/T contributions to legal aid plans" figure.
5. Client contributions are to all monies received from the aided person for legal assistance; flat user fees are included. The amount of client contribution is established in an agreement between the jurisdiction and the client. Agreements may vary from jurisdiction to jurisdiction. Cost recoveries refer to the party costs ordered or agreed to be recovered in the case. Includes monies recovered from a judgement, award or settlement.
6. Contributions of the legal profession and interest earned from lawyers' trust accounts are all monies received from the law profession (e.g., provincial/territorial law foundation funding, levies) as well as other revenues that have not already been accounted for in the above categories. This may include interest from lawyers' trust accounts, revenues from investments, research sales, general interest earnings and any other revenue.

Notes

- For N.L. "Other Legal Aid Plan Revenues" includes interest.
- For N.B., Public Trustee does not fall under the same screening criteria as criminal and family legal aid services; however, their revenue is included in this table as revenue received from the provincial government is also used to cover expenditures related to P/T services.
- For N.B., "Other Legal Aid Plan Revenues" includes liens, Public Trustee Client Recovery, Public Trustee Fee Revenue, Interest, and miscellaneous.
- For Man., "Other Legal Aid Plan Revenues" includes judgements and settlements, interest income, and miscellaneous.
- For Sask. "Other Legal Aid Plan Revenues" includes interest, grants, and miscellaneous.
- For B.C. "Other Legal Aid Plan Revenues" includes investment income and fees.

Table 2a - Legal aid plan expenditures, by type of expenditure, 2021-22

	Total Expenditures ¹ Dollars (%)		Legal Services Expenditures (including administrative and other costs)					
			Criminal matters			Civil matters		
			Dollars (%)		I&R ² Dollars (%)		All other civil Dollars (%)	
N.L.	16,438,751	100%	10,300,350	63%	58,527	0%	6,079,874	37%
P.E.I.	2,034,307	100%	766,043	38%			1,268,264	62%
N.S.	31,029,286	100%	18,232,851	59%	568,757	2%	12,227,678	39%
N.B.	9,830,875	100%	5,700,999	58%			4,129,876	42%
Que	182,886,612	100%	71,077,098	39%	5,927,747	3%	105,881,767	58%
Ont.	448,053,599	100%	182,034,111	41%	39,024,211	9%	226,995,277	51%
Man.	32,714,427	100%	24,089,087	74%	206,669	1%	8,418,671	26%
Sask.	26,978,322	100%	21,550,069	80%			5,428,253	20%
Alta.	91,530,694	100%	67,482,998	74%	735,498	1%	23,312,198	25%
B.C.	93,854,217	100%	56,315,768	60%	4,682,144	5%	32,856,305	35%
Yuk.	--	--	--	--			--	--
N.W.T.	5,927,766	100%	4,280,367	72%			1,647,399	28%
Nvt.	--	--	--	--			--	--
Canada	941,278,856	100%	461,829,741	49%	51,203,553	5%	428,245,562	45%

-- Refers to data that were not available, collected, or provided by the jurisdiction as reported in the Statement of Final Claim.

Rounding may impact totals balancing.

1. Legal Services Expenditures are payments made by legal aid plans to private law firms for the delivery of legal services and the costs of legal services delivered by legal aid plan staff. These expenditures include monies spent on the provision of legal advice and representation services to clients including special target groups. All legal aid office and contracted community clinic expenditures are a combination of direct and indirect service delivery costs. Direct service delivery costs are expenses related to providing services directly to clients, while indirect service delivery costs are expenses not directly related to providing legal aid services to clients, but are reasonably attributable to the delivery of legal aid. These costs are required to support the day-to-day operations of the legal aid plan and are provided at a service delivery location. These costs should not be included under administrative costs. Administrative costs and other costs are excluded.
2. Immigration and Refugee (I&R) matters are proceedings of persons (individuals, or principal applicants and family) involved in the immigration and refugee determination system under the provisions of the *Immigration and Refugee Protection Act* (IRPA). I&R legal aid covers the provision of legal advice, assistance and representation for immigration or refugee proceedings before the Immigration and Refugee Board (IRB) of Canada, the Federal Court (FC), or Immigration, Refugees and Citizenship Canada (IRCC) officials on post-determination actions. I&R legal aid is available in 7 provinces: Newfoundland and Labrador (N.L.), Nova Scotia (N.S.), Quebec (Que.), Ontario (Ont.), Manitoba (Man.), Alberta (Alta), and British Columbia (B.C.).

Table 2b - Total administrative and other costs, 2021-22	
	Dollars
N.L.	1,603,494
P.E.I.	72,446
N.S.	2,447,309
N.B.	1,295,105
Que.	28,682,363
Ont.	105,333,178
Man.	4,817,669
Sask.	2,396,289
Alta.	5,607,935
B.C.	6,446,607
Yuk.	–
N.W.T.	3,302,474
Nvt.	–
Canada	162,004,869

- Total legal aid plan expenditures from Table 2a include these administrative costs in all jurisdictions, except for N.W.T.

Table 3 - Legal aid applications received, by type of matter, 2021-22

	Total legal aid applications ¹ Number (%)		Criminal legal aid applications					Civil legal aid applications						
			Total criminal applications Number (%)		Adult	Youth ²	P/T offences Number (%) ³		Total civil applications (including I&R) Number (%)		Child Protection ⁴	Family ⁵	Non-family ⁶	I&R ⁷
N.L.	6,447	100%	4,126	64%	3,855	271	0	0%	2,321	36%	2,291	0	0	30
P.E.I.	1,152	100%	838	73%	795	43	–	–	314	27%	44	255	15	
N.S.⁸	33,613	100%	20,355	61%	19,620	735	342	1%	12,916	38%	953	9,956	1,926	81
N.B.	4,379	100%	2,326	53%	2,197	129	3	0%	2,050	47%	334	1,714	2	
Que.	211,010	100%	83,432	40%	76,832	6,600	7,297	3%	120,281	57%	45,507	31,809	39,046	3,919
Ont.	113,130	100%	64,358	57%	61,633	2,725	0	0%	48,772	43%	4,402	23,826	7,875	12,669
Man.	25,905	100%	17,842	69%	16,612	1,230	69	0%	7,994	31%	1,797	5,383	634	180
Sask.	21,265	100%	14,328	67%	12,922	1,406	0	0%	6,937	33%	1,048	5,889	0	
Alta.	41,205	100%	29,069	71%	28,031	1,038	158	0%	11,978	29%	1,593	9,309	675	401
B.C.	32,532	100%	19,977	61%	19,182	795	1,589	5%	10,966	34%	2,435	8,531	0	1,876
Yuk.	–	–	–	–	–	–	–	–	–	–	–	–	–	
N.W.T.	858	100%	553	64%	542	11	1	0%	304	35%	32	272	0	
Nvt.	–	–	–	–	–	–	–	–	–	–	–	–	–	
Canada	493,372	100%	257,204	52%	242,221	14,983	9,459	2%	224,833	46%	60,436	96,944	50,173	19,156

– Refers to data that were not available, collected, or provided by the jurisdiction as reported in the Statement of Final Claim.

Rounding may impact totals balancing.

1. An application for legal aid is a request for legal aid assistance that results in the provision of summary or full legal representation on behalf of the legal aid plan, or the denial of legal aid service. Summary services include the provision of legal advice, information, or any other type of minimal legal service granted to an individual. Full legal representation constitutes more extensive legal assistance. The total number of applications reported for the fiscal year includes all applications filed during that time, irrespective of when the application was approved or rejected.
2. Youth are persons who are at least 12 years of age, but under 18 years of age and charged under the *Youth Criminal Justice Act*.
3. Provincial/Territorial (P/T) offences are those offences under provincial or territorial statutory responsibility. Also included are infractions under municipal by-laws.
4. Child protection matters are those that involve children who come into the care of child protection agencies for reasons such as allegations of abuse, neglect, or abandonment.
5. Family matters are proceedings related to divorce, separation, maintenance, and all other matters of a family law nature, excluding child protection.
6. Non-family matters are all other civil proceedings that are not of a family nature (e.g., landlord and tenant disputes, poverty law).
7. Immigration and Refugee (I&R) matters are proceedings for persons (individuals, or principal applicants and family) involved in the immigration and refugee determination system under the provisions of the Immigration and Refugee Protection Act (IRPA). I&R legal aid covers the provision of legal advice, assistance and representation for immigration or refugee proceedings before the Immigration and Refugee Board (IRB) of Canada, the Federal Court (FC), or Immigration, Refugees and Citizenship Canada (IRCC) officials on post-determination actions. I&R legal aid is available in 7 provinces: Newfoundland and Labrador (N.L.), Nova Scotia (N.S.), Quebec (Que.), Ontario (Ont.), Manitoba (Man.), Alberta (Alta), and British Columbia (B.C.).
8. The actual number of applications received by NS Legal Aid in 2021-22 may be greater than the number of applications reported here because of differences in the way applications are counted (specifically related to gender).

Notes

- In N.S. I&R legal aid is delivered by a separate organization, the Halifax Refugee Clinic.
- For Alta., applications approved and refused may relate to current and previous fiscal years, while those received are restricted to current year only.
- N.W.T. “family” category includes all family, child protection and other civil cases.

Table 4 - Legal aid applications approved for full legal representation, by staff and private bar lawyers, annual, 2021-22

	Total approved legal aid applications ¹		Criminal applications ²					Civil applications ³				
	Number	(%)	Total approved criminal applications	Adult	Youth ⁴	P/T offences ⁵		Total approved civil legal aid applications	Child Protection ⁶	Family ⁷	Non-Family ⁸	I&R ⁹
			Number (%)			Number (%)	Number (%)	Number (%)				
N.L.	3,392	100%	2,474 73%	2,225	249	0 0%	918 27%	911	0	0	7	
P.E.I.	920	100%	766 83%	723	43	0 0%	154 17%	–	–	–	–	
N.S.	15,333	100%	10,635 69%	10,060	575	43 0%	4,655 30%	721	3,056	791	87	
N.B.	3,142	100%	1,811 58%	1,683	128	0 0%	1,331 42%	222	1,109	0	–	
Que.	161,371	100%	63,407 39%	57,151	6,256	5,796 4%	92,168 57%	42,175	19,844	26,832	3,317	
Ont.	101,059	100%	58,136 58%	55,411	2,725	0 0%	42,923 42%	4,071	19,728	7,633	11,491	
Man.	30,207	100%	24,659 82%	23,168	1,491	31 0%	5,517 18%	1,495	3,601	276	145	
Sask.	16,989	100%	12,428 73%	11,022	1,406	0 0%	4,561 27%	888	3,673	0	–	
Alta.	25,706	100%	20,337 79%	19,443	894	132 1%	5,237 20%	1,201	3,693	95	248	
B.C.	24,978	100%	16,507 66%	15,742	765	1,228 5%	7,243 29%	1,609	4,215	0	1,419	
Yuk.	–	–	–	–	–	–	–	–	–	–	–	
N.W.T.	679	100%	463 68%	452	11	0 0%	216 32%	28	188	0	–	
Nvt.	–	–	–	–	–	–	–	–	–	–	–	
CDA	383,776	100%	211,623 55%	197,080	14,543	7,230 2%	164,923 43%	53,321	59,107	35,627	16,714	

– Refers to data that were not available, collected, or provided by the jurisdiction as reported in the Statement of Final Claim.

Rounding may impact totals balancing.

- In this table, approved legal aid application counts are full legal representation applications only. When aggregated, the total number of applications reflects the number of individual requests for assistance, rather than the total number of persons seeking assistance. Full legal representation (may also be called “certificate”) refers to the provision of full legal aid representation by a private bar lawyer, approved by the legal aid plan or by a staff lawyer. An approved application for full legal representation refers to an application for legal assistance which is granted as described in a certificate, referral, or any other authorization denoting that the applicant is entitled to legal aid services. Once an application is approved for full legal representation by the legal aid plan, the certificate may then be brought to a private bar lawyer who bills the legal aid plan once the service is completed, or the service may be provided by a legal aid staff lawyer.
- For criminal matters, there can be multiple charges per application and these can be handled separately by different lawyers.
- For civil matters, there is one matter per application. In some jurisdictions one application may be associated with multiple matters.
- “Youth” are persons who are at least 12 years of age, but under 18 years of age and charged under the *Youth Criminal Justice Act*.
- Provincial/Territorial (P/T) offences are those offences under provincial or territorial statutory responsibility. Also included are infractions under municipal by-laws.
- Child protection matters are those where measures of child protection are sought and proceedings when a client is involved with a child protection agency.
- Family matters are proceedings related to divorce, separation, maintenance, and all other matters of a family law nature, excluding child protection.
- Non-family matters are all other civil proceedings that are not of a family nature (e.g., landlord and tenant disputes, poverty law).
- Immigration and Refugee (I&R) matters are proceedings of persons (individuals, or principal applicants and family) involved in the immigration and refugee determination system under the provisions of the *Immigration and Refugee Protection Act* (IRPA). I&R legal aid covers the provision of legal advice, assistance and representation for immigration or refugee proceedings before the Immigration and Refugee Board (IRB) of Canada, the Federal Court (FC), or Immigration, Refugees and Citizenship Canada (IRCC) officials on post-determination actions. I&R legal aid is available in 7 provinces: Newfoundland and Labrador (N.L.), Nova Scotia (N.S.), Quebec (Que.), Ontario (Ont.), Manitoba (Man.), Alberta (Alta), and British Columbia (B.C.).

Notes

- Totals may include applications that were withdrawn, or were received in a previous fiscal year, but approved or refused this fiscal year.
- In N.S. I&R legal aid is delivered by a separate organization, the Halifax Refugee Clinic.
- For N.B., data only include approved applications where the attorney was assigned before March 31st.
- PE: Civil data is only collected in aggregate form. No breakdown is available. Total approved civil legal aid applications: 154.
- For Ont., total approved legal aid applications for full legal representation by staff lawyers is included in criminal adult matters. Data not captured separately for adult and youth criminal matters by staff lawyers. In Man., an application may result in more than one legal matter. It is more likely that a criminal adult or youth application will result in multiple legal matters (e.g., breaches added to the original charge) than a civil application.
- For Alta., applications approved and refused may relate to current and previous fiscal years, while those received are restricted to current year only.

Table 5 - Refused legal aid applications, by reason for refusal, all legal aid matters, 2021-22

	Total reasons for refusal ²		Reasons for refusal ¹									
	Number (%)		Financial ineligibility ³		Coverage restrictions ⁴		Lack of merit ⁵		Non-compliance or abuse ⁶		Other reasons for refusal ^{7 & 8}	
	Number	(%)	Number	(%)	Number	(%)	Number	(%)	Number	(%)	Number	(%)
N.L.	2,415	100%	507	21%	0	0%	310	13%	0	0%	1,598	66%
P.E.I.	–	–	–	–	–	–	–	–	–	–	–	–
N.S.	1,945	100%	964	50%	277	14%	162	8%	338	17%	204	10%
N.B.	445	100%	213	48%	151	34%	21	5%	0	0%	60	13%
Que.	46,179	100%	39,279	85%	3,697	8%	723	2%	38	0%	2,442	5%
Ont.	8,431	100%	5,009	59%	2,611	31%	529	6%	0	0%	282	3%
Man.	8,090	100%	3,467	43%	2,129	26%	887	11%	60	1%	1,547	19%
Sask.	3,067	100%	2,282	74%	505	16%	199	6%	32	1%	49	2%
Alta.	13,950	100%	4,398	32%	1,953	14%	0	0%	0	0%	7,599	54%
B.C.	9,458	100%	1,840	19%	587	6%	0	0%	0	0%	7,031	74%
Yuk.	–	–	–	–	–	–	–	–	–	–	–	–
N.W.T.	182	100%	45	25%	–	–	6	3%	4	2%	127	70%
Nvt.	–	–	–	–	–	–	–	–	–	–	–	–
Canada	94,162	100%	58,004	62%	11,910	13%	2,837	3%	472	1%	20,939	22%

– Refers to data that were not available, collected, or provided by the jurisdiction as reported in the Statement of Final Claim.

Rounding may impact totals balancing.

1. An application can be refused, appealed and still refused. Only the initial refusal is counted.
2. If an application involves more than one reason for refusal, only the most important reason is counted. This is determined by the hierarchy of the table (reasons are ordered from highest to lowest importance, from left to right).
3. “Financial ineligibility” are refusals for legal aid based on financial information disclosed by the applicant (e.g., income level, assets, liabilities) which indicates that the applicant does not meet the financial eligibility requirements set by the legal aid plan and therefore does not qualify for legal aid. Financial eligibility criteria are set out by each legal aid plan and therefore the criteria differ across the provinces and territories.
4. “Coverage restrictions” are applications refused on the grounds that the legal matter is not covered by the legal aid plan. For example, some plans do not cover wills and estates or workplace injury claims.
5. “Lack of merit” are applications refused because the nature of the case or the seriousness of the matter does not warrant legal assistance. This eligibility criterion does not depend on finances, it includes criteria such as the type of legal problem and the merit of the case.
6. “Non-compliance/abuse” are refusals for legal aid based on either an applicant's prior or current experience with the legal aid plan. These refusals include applications where similar services were already rendered, services applied for are abusive of the legal process, or because the client fails to cooperate with the legal aid lawyer.
7. “Other reasons for refusal” refer to all other reasons for refusing an application that has not already been accounted for in the above categories.
8. A proportion of Quebec refusals are due to the fact that some legal aid applicants have not submitted the required documents to assess their financial eligibility.

Notes

- B.C.’s current system does not support effective tracking of refusals, so many applications refused for coverage or eligibility may be incorrectly identified as “Other reasons for refusal”. Financial eligibility criteria are a set of caps rather than a reflection of the client’s ability to pay. In addition, the caps are based on a market basket measure of poverty.
- For Alta., applications approved and refused may relate to current and previous fiscal years, while those received are restricted to current year only.
- In N.W.T., refusals may be a result of applications received during different fiscal years. It is also common for a refusal to be issued due to incomplete applications, which are later completed and approved.

Table 6 - Refused legal aid applications, by reason for refusal, criminal matters, 2021-22

	Total reasons for refusal ² Number (%)		Reasons for refusal ¹									
			Financial ineligibility ³ Number (%)		Coverage restrictions ⁴ Number (%)		Lack of merit ⁵ Number (%)		Non-compliance or abuse ⁶ Number (%)		Other reasons for refusal ^{7 & 8} Number (%)	
N.L.	1,280	100%	302	24%	0	0%	40	3%	0	0%	938	73%
P.E.I.	68	100%	68	100%	0	0%	0	0%	0	0%	0	0%
N.S.	620	100%	338	55%	72	12%	100	16%	110	18%	0	0%
N.B.	226	100%	84	37%	84	37%	10	4%	0	0%	48	21%
Que.	17,851	100%	16,481	92%	571	3%	13	0%	0	0%	786	4%
Ont.	4,189	100%	2,121	51%	1,686	40%	245	6%	0	0%	137	3%
Man.	4,604	100%	1,934	42%	1,286	28%	230	5%	37	1%	1,117	24%
Sask.	1,679	100%	1,235	74%	374	22%	35	2%	25	1%	10	1%
Alta.	7,311	100%	2,217	30%	643	9%	0	0%	0	0%	4,451	61%
B.C.	3,498	100%	637	18%	217	6%	0	0%	0	0%	2,644	76%
Yuk.	–	–	–	–	–	–	–	–	–	–	–	–
N.W.T.	90	100%	19	21%	0	0%	1	1%	0	0%	70	78%
Nvt.	–	–	–	–	–	–	–	–	–	–	–	–
Canada	41,416	100%	25,436	61%	4,933	12%	674	2%	172	0%	10,201	25%

– Refers to data that is not available, provided, or collected by the jurisdiction as reported in the Statement of Final Claim.

Rounding may impact totals balancing.

1. Refused applications are all requests for legal aid that have been denied legal services. This total includes applications for which no services have been approved, as well as those applications denied for full service that subsequently receive summary service. An application can be refused, appealed and still refused. Only the initial refusal is counted.
2. If an application involves more than one reason for refusal, only the most important reason is counted. This is determined by the hierarchy of the table (reasons are ordered from highest to lowest importance, from left to right).
3. “Financial ineligibility” are refusals for legal aid based on financial information disclosed by the applicant (e.g., income level, assets, liabilities) which indicates that the applicant does not meet the financial eligibility requirements set by the legal aid plan and therefore does not qualify for legal aid. Financial eligibility criteria are set out by each legal aid plan and therefore the criteria differ across the provinces and territories.
4. “Coverage restrictions” are applications refused on the grounds that the legal matter is not covered by the legal aid plan. For example, some plans do not cover wills and estates or workplace injury claims.
5. “Lack of merit” are applications refused because the nature of the case or the seriousness of the matter does not warrant legal assistance. This eligibility criterion does not depend on finances, it includes criteria such as the type of legal problem and the merit of the case.
6. “Non-compliance/abuse” are refusals for legal aid based on either an applicant's prior or current experience with the legal aid plan. These refusals include applications where similar services were already rendered, services applied for are abusive of the legal process, or because the client fails to co-operate with the legal aid lawyer.
7. Other refers to all other reasons for refusing an application that have not already been accounted for in the above categories.
8. A proportion of Quebec refusals are due to the fact that some legal aid applicants have not submitted the required documents to assess their financial eligibility.

Notes:

- For Alta., applications approved and refused may relate to current and previous fiscal years, while those received are restricted to current year only.
- B.C.'s current system does not support effective tracking of refusals, so many applications refused for coverage or eligibility may be incorrectly identified as “Other reasons for refusal”. Financial eligibility criteria are a set of caps rather than a reflection of the client’s ability to pay. In addition, the caps are based on a market basket measure of poverty.
- N.W.T. denials may be a result of applications received during different fiscal years. It is also common for a denial to be issued due to incomplete applications, which are later completed and approved.

Table 7 - Refused legal aid applications, by reason for refusal, civil matters, 2021-22

		Total refused ^{1,2} Number (%)		Financial ineligibility ³ Number (%)		Coverage restrictions ⁴ Number (%)		Lack of merit ⁵ Number (%)		Non-compliance or abuse ⁶ Number (%)		Other reasons for refusal ^{7 & 8} Number (%)	
N.L.	Other Civil	1,116	100%	202	18%	0	0%	262	23%	0	0%	652	58%
	I&R	19	100%	3	16%	0	0%	8	42%	0	0%	8	42%
	Total	1,135	100%	205	18%	0	0%	270	24%	0	0%	660	58%
P.E.I.	Other Civil	43	100%	34	79%	0	0%	6	14%	1	2%	2	5%
	I&R												
	Total	43	100%	34	79%	0	0%	6	14%	1	2%	2	5%
N.S.	Other Civil	1,295	100%	625	48%	204	16%	145	11%	230	18%	91	7%
	I&R	0	0%	0	0%	0	0%	0	0%	0	0%	0	0%
	Total	1,295	100%	625	48%	204	16%	145	11%	230	18%	91	7%
N.B.	Other Civil	217	100%	129	59%	65	30%	11	5%	0	0%	12	6%
	I&R												
	Total	217	100%	129	59%	65	30%	11	5%	0	0%	12	6%
Que.	Other Civil	26,475	100%	21,460	81%	2,712	10%	703	3%	37	0%	1,563	6%
	I&R	517	100%	464	90%	16	3%	5	1%	0	0%	32	6%
	Total	26,992	100%	21,924	81%	2,728	10%	708	3%	37	0%	1,595	6%
Ont.	Other Civil	3,653	100%	2,563	70%	806	22%	167	5%	0	0%	117	3%
	I&R	589	100%	325	55%	119	20%	117	20%	0	0%	28	5%
	Total	4,242	100%	2,888	68%	925	22%	284	7%	0	0%	145	3%
Man.	Other Civil	3,385	100%	1,505	44%	809	24%	636	19%	23	1%	412	12%
	I&R	53	100%	17	32%	10	19%	15	28%	0	0%	11	21%
	Total	3,438	100%	1,522	44%	819	24%	651	19%	23	1%	423	12%
Sask.	Other Civil	1,388	100%	1,047	75%	131	9%	164	12%	7	1%	39	3%
	I&R												
	Total	1,388	100%	1,047	75%	131	9%	164	12%	7	1%	39	3%
Alta.	Other Civil	6,435	100%	2,147	33%	1,287	20%	0	0%	0	0%	3,001	47%
	I&R	176	100%	34	19%	23	13%	0	0%	0	0%	119	68%
	Total	6,611	100%	2,181	33%	1,310	20%	0	0%	0	0%	3,120	47%
B.C.	Other Civil	5,142	100%	959	19%	267	5%	0	0%	0	0%	3,916	76%
	I&R	457	100%	175	38%	94	21%	0	0%	0	0%	188	41%
	Total	5,599	100%	1,134	20%	361	6%	0	0%	0	0%	4,104	73%
N.W.T.	Other Civil	92	100%	26	28%	0	0%	5	5%	4	4%	57	62%
	I&R												
	Total	92	100%	26	28%	0	0%	5	5%	4	4%	57	62%
Canada	Other Civil	49,241	100%	30,697	62%	6,281	13%	2,099	4%	302	1%	9,862	20%
	I&R	1,811	100%	1,018	56%	262	14%	145	8%	0	0%	386	21%
	Total	51,052	100%	31,715	62%	6,543	13%	2,244	4%	302	1%	10,248	20%

Rounding may impact totals balancing.

1. Refused applications are all requests for legal aid that have been denied legal services. The total includes applications for which no services have been approved, as well as those applications denied for full service that subsequently receive summary service. An application can be refused, appealed and still refused. Only the initial refusal is counted.
2. Civil legal aid includes child protection matters; proceedings related to divorce, separation, maintenance, and all other matters of a family law nature; as well as all civil matters that are not of a family nature (e.g., landlord and tenant disputes, poverty law, etc.). This category also includes immigration and Refugee (I&R) matters. Note that I&R legal aid is available in six provinces: Newfoundland and Labrador (N.L.), Quebec (Que.), Ontario (Ont.), Manitoba (Man.), Alberta (Alta), and British Columbia (B.C.).
3. If an application involves more than one reason for refusal, only the most important reason is counted. This is determined by the hierarchy of the table (reasons are ordered from highest to lowest importance, from left to right).

-
4. "Financial ineligibility" are refusals for legal aid based on financial information disclosed by the applicant (e.g., income level, assets, liabilities) which indicates that the applicant does not meet the financial eligibility requirements set by the legal aid plan and therefore does not qualify for legal aid. Financial eligibility criteria are set out by each legal aid plan and therefore the criteria differ across the provinces and territories.
 5. "Coverage restrictions" are applications refused on the grounds that the legal matter is not covered by the legal aid plan. For example, some plans do not cover wills and estates or workplace injury claims.
 6. "Lack of merit" are applications refused because the nature of the case or the seriousness of the matter does not warrant legal assistance. This eligibility criterion does not depend on finances, it includes criteria such as the type of legal problem and the merit of the case.
 7. "Non-compliance/abuse" are refusals for legal aid based on either an applicant's prior or current experience with the legal aid plan. These refusals include applications where similar services were already rendered, services applied for are abusive of the legal process, or because the client fails to co-operate with the legal aid lawyer.
 8. Other refers to all other reasons for refusing an application that have not already been accounted for in the above categories.

Notes

- For Alta., applications approved and refused may relate to current and previous fiscal years, while those received are restricted to current year only.
 - B.C.'s current system does not support effective tracking of refusals, so many applications refused for coverage or eligibility may be incorrectly identified as "Other reasons for refusal." Financial eligibility criteria are a set of caps rather than a reflection of the client's ability to pay. In addition, the caps are based on a market basket measure of poverty.
-

Table 8 - Applications for full legal representation, approved and refused, by self-identified Indigenous population, criminal and civil, and province/territory, 2021-22

	All criminal and civil applications ¹						Criminal legal aid applications						Civil legal aid ⁴ applications					
	Total received N (%)		Total approved ² N (%)		Total Refused ³ N (%)		Total received		Total approved N (%)		Total refused N (%)		Total received		Total approved N (%)		Total refused N (%)	
N.L.	604	100%	406	67%	198	33%	541	363	67%	178	33%	63	43	68%	20	32%		
P.E.I.	82	100%	78	95%	4	5%	82	78	95%	4	5%	0	0	0	0	0		
N.S.	1,496	100%	1,369	92%	127	8%	1,105	1,057	96%	48	4%	391	312	80%	79	20%		
N.B.	332	100%	300	90%	32	10%	235	216	92%	19	8%	97	84	87%	13	13%		
Que.	–	–	–	–	–	–	–	–	–	–	–	–	–	–	–	–		
Ont.	18,250	100%	17,388	95%	862	5%	14,116	13,449	95%	667	5%	4,134	3,939	95%	195	5%		
Man.	12,523	100%	9,123	73%	3,400	27%	9,455	7,019	74%	2,436	26%	3,068	2,104	69%	964	31%		
Sask.	10,878	100%	9,240	85%	1,638	15%	7,761	6,709	86%	1,052	14%	3,117	2,531	81%	586	19%		
Alta.	–	–	–	–	–	–	–	–	–	–	–	–	–	–	–	–		
B.C.	7,888	100%	6,076	77%	1,812	23%	5,391	4,614	86%	777	14%	2,497	1,462	59%	1,035	41%		
Yuk.	–	–	–	–	–	–	–	–	–	–	–	–	–	–	–	–		
N.W.T.	780	100%	614	79%	166	21%	509	421	83%	88	17%	271	193	71%	78	29%		
Nvt.	–	–	–	–	–	–	–	–	–	–	–	–	–	–	–	–		
Canada	52,833	100%	44,594	84%	8,239	16%	39,195	33,926	87%	5,269	13%	13,638	10,668	78%	2,970	22%		

– Refers to data that is not available, provided, or collected by the jurisdiction as reported in the Statement of Final Claim.

Counts of approved and received applications may not equal the total received because they could be received and approved or refused in different years.

Rounding may impact totals balancing.

Indigenous refers to an individual who self-identifies as First Nations (North American Indian), Inuk (Inuit), or Métis, whether they live on or off-reserve and whether or not they have Registered or Treaty Indian status.

1. An application for legal aid is a request for legal aid assistance that results in the provision of summary or full legal representation on behalf of the legal aid plan, or the denial of legal aid service. Summary services include the provision of legal advice, information, or any other type of minimal legal service granted to an individual. Full legal representation constitutes more extensive legal assistance. The total number of applications reported for the fiscal year includes all applications filed during that time, irrespective of when the application was approved or refused.
2. Approved legal aid application counts refer to full legal representation applications only. When aggregated, the total number of applications reflects the number of individual requests for assistance, rather than the total number of persons seeking assistance. Full legal representation (or “certificate”) refers to the provision of full legal aid representation by a private bar lawyer approved by the legal aid plan or by a staff lawyer. An approved application for full legal representation refers to an application for legal assistance which is granted as described in a certificate, referral, or any other authorization denoting that the applicant is entitled to legal aid services. Once an application is approved for full legal representation by the legal aid plan, the certificate may then be brought to a private bar lawyer who bills the legal aid plan once the service is completed, or the service may be provided by a legal aid staff lawyer.
3. Refused applications refer to all requests for legal aid that have been denied legal services. This total includes applications for which no services have been approved, as well as those applications denied for full legal representation that subsequently receive summary service. An application can be refused, appealed and still refused. Only the initial refusal is counted.
4. Civil legal aid includes: child protection matters; proceedings related to divorce, separation, maintenance, and all other matters of a family law nature; as well as all civil matters that are not of a family nature (e.g., landlord and tenant disputes, poverty law, etc.). This category also includes immigration and Refugee (I&R) matters. Note that I&R legal aid is available in six provinces: Newfoundland and Labrador (N.L.), Quebec (Que.), Ontario (Ont.), Manitoba (Man.), Alberta (Alta), and British Columbia (B.C.).

Table 9 - Duty counsel services, by type of matter, 2021-22

	Total duty counsel services Number (%)		Criminal duty counsel services ¹				Provincial Statute Offences Number (%)		Civil duty counsel services ²			
			Total criminal duty counsel services Number (%)		Adult matters	Youth ³ matters			Total civil duty counsel services Number (%)		I&R ⁴	Other civil matters ⁵
			Number (%)	Number (%)					Number (%)	Number (%)		
N.L.^P	12,123	100%	11,784	97%	11,630	154	0	0%	339	3%	0	339
P.E.I.	–	–	–	–	–	–	–	–	–	–	–	–
N.S.^A	16,690	100%	13,849	83%	13,569	280	235	1%	2,606	16%	0	2,606
N.B.^A	21,389	100%	17,611	82%	17,139	472	2,162	10%	1,616	8%	–	1,616
Que.	18,056	100%	18,056	100%	18,056	0	0	0%	0	0%	0	–
Ont.^A	689,355	100%	629,074	91%	620,108	8,966	0	0%	60,281	9%	112	60,169
Man.^A	53,688	100%	49,482	92%	45,946	3,536	0	0%	4,206	8%	0	4,206
Sask.^A	34,878	100%	34,352	98%	32,701	1,651	526	2%	0	0%	–	–
Alta.	–	–	–	–	–	–	–	–	–	–	–	–
B.C.^A	80,647	100%	60,138	75%	58,978	1,160	0	0%	20,509	25%	744	19,765
Yuk.	–	–	–	–	–	–	–	–	–	–	–	–
N.W.T.^A	1,801	100%	1,801	100%	1,717	84	0	0%	0	0%	–	–
Nvt.	–	–	–	–	–	–	–	–	–	–	–	–
Canada	928,627	100%	836,147	90%	819,844	16,303	2,923	0%	89,557	10%	856	88,701

– Refers to data that is not available, provided, or collected by the jurisdiction as reported in the Statement of Final Claim.

Rounding may impact totals balancing.

^P – Count is by number of persons assisted.

^A – Count is by number of assists - the number of times duty counsel was provided for each category of service provided for adult and youth criminal legal aid, provincial statute offences, I&R, and civil legal aid.

1. Criminal duty counsel are legal services in criminal matters that are generally provided at a court or place of detention.
2. Civil duty counsel are legal services in civil matters that may additionally be provided at locations other than a court or place of detention (e.g. psychiatric hospital, senior citizens' home).
3. "Youth" are persons who are at least 12 years of age, but under 18 years of age and charged under the *Youth Criminal Justice Act*.
4. Immigration and Refugee (I&R) matters are proceedings of persons (individuals, or principal applicants and family) involved in the immigration and refugee determination system under the provisions of the *Immigration and Refugee Protection Act (IRPA)*. I&R legal aid covers the provision of legal advice, assistance and representation for immigration or refugee proceedings before the Immigration and Refugee Board (IRB) of Canada, the Federal Court (FC), or Immigration, Refugees and Citizenship Canada (IRCC) officials on post-determination actions.
5. Other civil matters refer to all other civil proceedings including family matters.

Notes

- For N.S., duty counsel data does not include business hours telephone duty counsel services.
- Legal Aid Manitoba does not track by matter type; therefore, for Brydges total assists, the service handles police custody calls throughout the province. For provincial statute offences, Legal Aid Manitoba does not track duty counsel assists by individual offences; the services rendered for provincial statute offences (if any) would be included in total criminal and youth matters. Legal Aid Manitoba does not track the number of persons assisted by duty counsel. For Man., civil includes all child protection and civil duty counsel matters.
- In Sask., duty counsel services are provided to individuals on remand at all court points including circuit points. There is a five hour limit on duty counsel so if the matter cannot be resolved immediately, then a full-service application is taken. Civil duty counsel services are not available in Sask.

Table 10 - Duty counsel service expenditures, by type of matter, 2021-22

	Total duty counsel services ¹ Dollars (%)		Criminal duty counsel services ²				Provincial Statute Offences Dollars (%)		Civil duty counsel services ³			
			Total criminal duty counsel services Dollars (%)		Adult matters	Youth ⁴ matters			Total civil duty counsel services Dollars (%)		I&R ⁵	Other civil matters ⁶
N.L.	315,248	100%	162,916	52%	162,516	400	-	-	152,332	48%	-	152,332
P.E.I.	-	-	-	-	-	-	-	-	-	-	-	-
N.S.	2,720,531	100%	2,318,364	85%	2,292,155	26,209	-	-	402,167	15%	-	402,167
N.B.	1,559,175	100%	1,359,887	87%	1,355,427	4,460	5,228	0%	194,060	12%	-	194,060
Que.	1,377,813	100%	1,377,813	100%	1,377,813	-	-	-	-	-	-	-
Ont.	57,687,589	100%	40,998,855	71%	40,259,322	739,533	-	-	16,688,734	29%	3,784	16,684,950
Man.	2,988,116	100%	2,764,259	93%	2,575,109	189,150	-	-	223,857	7%	-	223,857
Sask.	5,884,057	100%	5,842,011	99%	5,540,213	301,798	5,537	0%	36,509	1%	-	36,509
Alta.	16,625,083	100%	16,625,083	100%	16,118,349	506,734	-	-	-	-	-	-
B.C.	15,180,446	100%	10,353,491	68%	9,829,853	523,638	731,006	5%	4,095,949	27%	234,996	3,860,953
Yuk.	-	-	-	-	-	-	-	-	-	-	-	-
N.W.T.	-	-	-	-	-	-	-	-	-	-	-	-
Nvt.	-	-	-	-	-	-	-	-	-	-	-	-
Canada	104,338,058	100%	81,802,679	78%	79,510,757	2,291,922	741,771	1%	21,793,608	21%	238,780	21,554,828

- Refers to data that were not available, provided or collected by the jurisdiction as reported in the Statement of Final Claim.

Rounding may impact totals balancing.

- Duty counsel service expenditures are the actual gross dollars expended by the legal aid plan in a given fiscal year for duty counsel services.
- Criminal duty counsel are legal services in criminal matters that are generally provided at a court or place of detention.
- Civil duty counsel are legal services in civil matters that may additionally be provided at locations other than a court or place of detention (e.g. psychiatric hospital, senior citizens' home).
- "Youth" are persons who are at least 12 years of age, but under 18 years of age and charged under the *Youth Criminal Justice Act*.
- Immigration and Refugee (I&R) matters are proceedings of persons (individuals, or principal applicants and family) involved in the immigration and refugee determination system under the provisions of the *Immigration and Refugee Protection Act* (IRPA). I&R legal aid covers the provision of legal advice, assistance and representation for immigration or refugee proceedings before the Immigration and Refugee Board (IRB) of Canada, the Federal Court (FC), or Immigration, Refugees and Citizenship Canada (IRCC) officials on post-determination actions.
- Other civil matters are all other civil proceedings including family matters.

Notes

- For Sask., the expenditures reflect the payments made to private bar and staff lawyers.
- Legal Aid Manitoba does not track by matter type; therefore, for Brydges total assists, the service handles police custody calls throughout the province. For provincial statute offences, Legal Aid Manitoba does not track duty counsel assists by individual offences; the services rendered for provincial statute offences (if any) would be included in total criminal and youth matters. Legal Aid Manitoba does not track the number of persons assisted by duty counsel. For Man., civil includes all child protection and civil duty counsel matters.
- N.B. is unable to report adult/youth/provincial offences expenditures separately as this level of detail is not recorded in their accounting system or case management system. Brydges Program pro-rated based on number of calls received.
- For N.W.T., the total spent on duty counsel was \$923,679. The amount is not included in the table because it was not broken down by type of matter.

Table 11 - Appeal applications, approved and refused, for legal aid services, by criminal and civil matters, 2021-22

	Total criminal and civil matters						Criminal matters (adult and youth)						Civil matters (including I&R)					
	Total Approved and refused appeals ¹ N (%)		Total Approved appeals N (%)		Total Refused appeals N (%)		Approved and refused appeals N (%)		Approved appeals N (%)		Refused appeals N (%)		Approved and refused appeals N (%)		Approved appeals N (%)		Refused appeals N (%)	
N.L.	-	-	-	-	-	-	-	-	-	-	-	-	-	-	-	-	-	-
P.E.I.	4	100%	1	25%	3	75%	3	100%	0	0%	3	100%	1	100%	1	100%	0	0%
N.S.	58	100%	52	90%	6	10%	44	100%	41	93%	3	7%	14	100%	11	79%	3	21%
N.B.	25	100%	13	52%	12	48%	12	100%	8	67%	4	33%	13	100%	5	38%	8	62%
Que.	791	100%	481	61%	310	39%	325	100%	228	70%	97	30%	466	100%	253	54%	213	46%
Ont.	2,573	100%	2,293	89%	280	11%	911	100%	738	81%	173	19%	1,662	100%	1,555	94%	107	6%
Man.	132	100%	74	56%	58	44%	110	100%	66	60%	44	40%	22	100%	8	36%	14	64%
Sask.	50	100%	50	100%	0	0%	42	100%	42	100%	0	0%	8	100%	8	100%	0	0%
Alta.	-	-	-	-	-	-	-	-	-	-	-	-	-	-	-	-	-	-
B.C.	1,022	100%	550	54%	472	46%	334	100%	117	35%	217	65%	688	100%	433	63%	255	37%
Yuk.	-	-	-	-	-	-	-	-	-	-	-	-	-	-	-	-	-	-
N.W.T.	22	100%	19	86%	3	14%	22	100%	19	86%	3	14%	0		0		0	
Nvt.	-	-	-	-	-	-	-	-	-	-	-	-	-	-	-	-	-	-
Canada	4,677	100%	3,533	76%	1,144	24%	1,803	100%	1,259	70%	544	30%	2,874	100%	2,274	79%	600	21%

- Refers to data that were not available, collected, or provided by the jurisdiction as reported in the Statement of Final Claim.

Rounding may impact totals balancing.

1. Appeal is an appeal of a lower court or administrative tribunal decision, not an appeal of a refused application. Each case is counted despite the fact that the matter may have been dealt with by the legal aid plan in the past.

Table 12 - Incoming and outgoing civil legal aid cases processed under the Interprovincial Reciprocity Agreement, 2021-22

	Total by jurisdiction	
	Incoming	Outgoing
Newfoundland and Labrador	3	6
Prince Edward Island	1	3
Nova Scotia	–	–
New Brunswick	24	9
Quebec	70	70
Ontario	173	59
Manitoba	16	4
Saskatchewan	0	0
Alberta	21	0
British Columbia	5	7
Yukon	–	–
Northwest Territories	0	0
Nunavut	–	–
Total	313	158

– Refers to data that were not available, collected, or provided by the jurisdiction as reported in the Statement of Final Claim.

For PEI all incoming and outgoing requests may not be included. Initial applications may be made by applicants from another jurisdiction directly to the receiving Plan, which will process the application.

Table 13 - Legal aid clients, by age, gender, and type of matter, Canada, 2021-22

	Type of matter								Total Number %	
	Criminal Number %		I&R ¹ Number %		Civil Number %		Criminal and Civil (combined) ² Number %			
Male 17 and under	8,683	6%	116	1%	15,388	30%	*	0%	24,189	11%
Male 18-34	70,083	46%	5,153	51%	11,766	23%	2,615	50%	89,617	41%
Male 35-49	51,868	34%	3,477	34%	13,963	27%	2,079	40%	71,387	33%
Male 50+	21,832	14%	1,350	13%	10,502	20%	494	10%	34,178	16%
Total Males	152,466	100%	10,096	100%	51,619	100%	5,190	100%	219,371	100%
Female 17 and under	2,702	6%	92	2%	16,215	19%	10	0%	19,019	14%
Female 18-34	21,588	50%	2,392	40%	32,078	37%	1,482	56%	57,540	41%
Female 35-49	14,261	33%	2,260	38%	26,439	30%	989	37%	43,949	32%
Female 50+	4,755	11%	1,193	20%	12,422	14%	186	7%	18,556	13%
Total Females	43,306	100%	5,937	100%	87,154	100%	2,667	100%	139,064	100%
Other 17 and under	133	10%	*	1%	20	2%	*	4%	156	6%
Other 18-34	592	44%	62	47%	412	40%	25	53%	1,091	43%
Other 35-49	390	29%	49	37%	234	23%	13	28%	686	27%
Other 50+	230	17%	19	15%	359	35%	7	15%	615	24%
Total Other³	1,345	100%	131	100%	1,025	100%	47	100%	2,548	100%
Total 17 and under	11,518	6%	209	1%	31,623	23%	14	0%	43,364	12%
Total 18-34	92,263	47%	7,607	47%	44,256	32%	4,122	52%	148,248	41%
Total 35-49	66,519	34%	5,786	36%	40,636	29%	3,081	39%	116,022	32%
Total 50+	26,817	14%	2,562	16%	23,283	17%	687	9%	53,349	15%
Canada	197,117	100%	16,164	100%	139,798	100%	7,904	100%	360,983	100%

Rounding may impact totals balancing.

*cell count under 5 suppressed.

1. I&R legal services are only available in six provinces: Newfoundland and Labrador, Quebec, Ontario, Manitoba, Alberta, and British Columbia.
2. Criminal and civil (combined) are cases where a legal aid client received summary and/or full legal aid representation for both criminal and civil legal aid.
3. The other categories could include gender diverse people, as well as unknown responses.

Notes

- Nunavut, Yukon and Prince Edward Island data are not included due to missing data.

Table 14 - Indigenous legal aid clients receiving full legal representation and summary services, by gender and type of matter, 2021-22

	Total criminal and civil ¹ Number (%)		Criminal									Civil ³					
			Total criminal adult Number (%)		Adult			Youth ²			Total criminal youth Number (%)		Civil ³				
					Male	Female	Other	Male	Female	Other			Male	Female	Other	Total civil Number (%)	
N.L.	604	100%	525	87%	398	127	*	*	13	*	16	3%	17	46	*	63	10%
N.B.	371	100%	313	84%	229	84	-	26	*	*	29	8%	26	3	*	29	8%
N.S.	1,478	100%	1008	68%	657	349	-	92	22	*	115	8%	109	245	*	355	24%
Ont.	17,374	100%	12,809	74%	9,440	3,285	84	428	206	6	640	4%	1,398	2,497	30	3,925	23%
Man.	9,142	100%	6,607	72%	4,964	1,611	32	317	112	*	431	5%	698	1,402	*	2,104	23%
Sask.	8,235	100%	6,093	74%	4,244	1,516	333	274	138	19	431	5%	407	1,197	107	1,711	21%
B.C.	5,697	100%	4,177	73%	3,141	1,031	5	121	53	*	174	3%	380	963	*	1,346	24%
N.W.T.	606	100%	363	60%	296	67	*	6	*	*	7	1%	69	167	*	236	39%
Nvt.	-	-	-	-	-	-	-	-	-	-	-	-	-	-	-	-	-
Canada	43,507	100%	31,895	73%	23,369	8,070	456	1,267	548	28	1,843	4%	3,104	6,520	145	9,769	22%

- Refers to data that were not available or that were not provided by the jurisdiction as reported in the Statement of Final Claim.

Rounding may impact totals balancing.

*cell count under 5 suppressed.

Indigenous legal aid clients are those who self-identify as First Nations (North American Indian), Inuk (Inuit), or Métis whether they live on or off-reserve and whether or not they have Registered or Treaty Indian status.

1. Indicates the number of recipients of summary and full services, and excludes duty counsel. Recipients may be counted more than once if they are entitled to receive more than one type of legal aid service.

2. "Youth" are persons who are at least 12 years of age, but under 18 years of age and charged under the *Youth Criminal Justice Act*.

3. Civil legal aid includes all types of civil legal aid excluding immigration and refugee legal aid.

Table 15 - Criminal legal aid cases by type of offence and in-year expenditures, adults, Canada, 2021-22

List of Offences ¹ and Appeals	Total cases ²		Total in-year expenditures (fees and disbursements)	
	Number	(%)	Dollars	(%)
Homicide	1,948	1%	33,424,236	14%
Sexual Assault	7,671	5%	19,814,051	8%
Robbery	6,022	4%	13,130,599	6%
Kidnapping	1,260	1%	2,980,678	1%
Arson	620	0%	1,008,538	0%
Narcotics	15,489	9%	22,463,011	9%
Theft, Break and Enter, Possession of Stolen Property	28,462	17%	28,184,026	12%
Impaired Driving	4,027	2%	4,820,101	2%
Other Driving Offences	2,436	1%	2,543,450	1%
Assault	38,245	23%	38,466,072	16%
Breach of Probation	13,220	8%	6,656,090	3%
Administration of Justice	11,298	7%	12,982,327	5%
Proceedings under Part XX.1 <i>Criminal Code</i> (Mental Disorder)	1,822	1%	428,062	0%
Proceedings under the <i>Extradition Act</i>	6	0%	22,220	0%
Other Offences ³	30,375	19%	47,262,703	20%
Subtotal – Offences	162,901	100%	234,186,163	99%
Appeals:⁴				
a. Crown	85	0.1%	638,722	0.3%
b. Eligible Person Requested	345	0.2%	1,646,151	0.7%
c. Proceedings under Part XX.1 <i>Criminal Code</i> (Mental Disorder)	2	0.0%	0	0.0%
d. Proceedings under the <i>Extradition Act</i>	1	0.0%	3,165	0.0%
Subtotal – Appeals	433	0.3%	2,288,037	1.0%
Total – Criminal Legal Aid	163,334	100%	236,474,200	100%

Rounding may impact totals balancing.

1. The list of offences for which criminal legal aid was provided is similar to the one contained in the Canadian Centre for Justice and Community Safety Statistics classification system for reporting offences. The offences are those that generally carry a risk of incarceration upon conviction. The categories do not refer to specific offences under the *Criminal Code*. Rather they represent groupings of similar offence types.
2. Includes cases approved in 2021-22, as well as cases carried over from previous years that were completed or ongoing in 2021-22, but incurred expenditures to the legal aid plan in 2021-22.
3. Other offences includes all other data not captured in the broad offence categories.
4. Excludes Ontario.

Notes

- QC., Nvt, and Yuk.. not included due to incomplete data.
- For Ont., the total volume of adult approved formal applications includes 923 for legal aid clinics and the total in-year expenditures includes \$740,128 for the delivery of criminal legal aid services by legal aid clinics. Adult legal aid clinic data is not available by offence type.
- For Ontario, appeals are counted within the offence, so they are not included in the appeals section.
- For N.W.T., total expenditures includes \$426,313 spent on staff lawyers that is not broken down by type of offence.

Given the legal complexities of each case, not all costs are included in the “Total in-year expenditures” column; therefore, the above data should not be used to calculate cost per case.

Table 16 - Criminal legal aid cases by type of offence and in-year expenditures, youth, Canada, 2021-22

List of Offences ¹ and Appeals	Total volume of cases ²		Total in-year expenditures (fees and disbursements)	
	Number	(%)	Dollars	(%)
Homicide	104	1%	1,456,242	7%
Sexual Assault	1,762	11%	2,813,778	14%
Assault	4,671	28%	4,190,054	21%
Robbery	1,090	7%	1,494,589	8%
Kidnapping	67	0%	88,144	0%
Arson	113	1%	158,264	1%
Narcotics	540	3%	976,636	5%
Theft, Break and Enter, Possession of Stolen Property	1,749	11%	2,027,916	10%
Impaired Driving	128	1%	173,934	1%
Other Driving Offences	81	0%	106,135	1%
Breach of Probation	595	4%	279,382	1%
Administration of Justice	514	3%	894,289	5%
Proceedings under Part XX.1 <i>Criminal Code</i> (Mental Disorder)	5	0%	3,951	0%
Proceedings under the <i>Extradition Act</i>	0	0%	0	0%
Other Offences ³	5,206	31%	4,955,718	25%
Subtotal – Offences	16,625	100%	19,619,032	100%
Appeals:				
a. Crown	1	0%	21,124	0.1%
b. Eligible Person Requested	6	0%	6,927	0.0%
c. Proceedings under Part XX.1 <i>Criminal Code</i> (Mental Disorder)	0	0%	0	0.0%
d. Proceedings under the <i>Extradition Act</i>	0	0%	0	0.0%
Subtotal – Appeals	7	0%	28,051	0.1%
Total – Criminal Legal Aid – YOUTH	16,632	100%	19,647,083	100%

Rounding may impact totals balancing.

Youth refers to persons who are at least 12 years of age, but under 18 years of age.

1. The list of offences for which criminal legal aid was provided for are similar to those contained in the Canadian Centre for Justice Statistics classification system for reporting offences. The offences are those that generally carry a risk of incarceration upon conviction. The categories do not refer to specific offences under the *Criminal Code*. Rather, they represent groupings of similar offence types.
2. Includes cases approved in 2021-22, as well as cases carried over from previous years that were completed or ongoing in 2021-22 but incurred expenditures to the legal aid plan in 2021-22.
3. Other offences includes all other data not captured in the broad offence categories.

Notes

- PEI, Yukon, and Nunavut not included due to incomplete data.
- For Ont., the total volume of youth approved formal applications includes 114 files by legal aid clinics and the total in-year expenditures includes \$91,413 for the delivery of criminal legal aid services by legal aid clinics. Youth legal aid clinic data is not available by offence type.

Given the legal complexities of each case, not all costs are included in the 'Total in-year expenditures' column; therefore, the above data should not be used to calculate cost per case.

Table 17 - Immigration and refugee legal aid certificates and expenditures, by province/territory and type of lawyer, 2021-22

	Certificates ¹ issued in the fiscal year Number (%)		Expenditures for certificates issued in the fiscal year Dollars		Certificates carried over from previous fiscal year Number (%)		Expenditures for certificates issued in a previous fiscal year Dollars		Total number of certificates (previous and current fiscal year) Number (%)		Total expenditures Dollars (%)	
Alberta												
Private Bar	49	23%	44,865	80	46%	114,546	129	33%	159,411	23%		
Staff Lawyer	166	77%	124,319	94	54%	406,775	260	67%	531,094	77%		
Specialized Clinics	0	0%	0	0	0%	0	0	0%	0	0%		
Totals	215	100%	169,184	174	100%	521,321	389	100%	690,505	100%		
British Columbia												
Private Bar	812	100%	1,815,724	882	100%	2,051,229	1,694	100%	3,866,953	100%		
Staff Lawyer	0	0%	0	0	0%	0	0	0%	0	0%		
Specialized Clinics	0	0%	0	0	0%	0	0	0%	0	0%		
Totals	812	100%	1,815,724	882	100%	2,051,229	1,694	100%	3,866,953	100%		
Manitoba												
Private Bar	87	60%	24,909	63	73%	62,161	150	65%	87,070	55%		
Staff Lawyer	58	40%	19,559	23	27%	51,864	81	35%	71,423	45%		
Specialized Clinics	0	0%	0	0	0%	0	0	0%	0	0%		
Totals	145	100%	44,468	86	100%	114,025	231	100%	158,493	100%		
Nova Scotia												
Private Bar	8	9%	20,815	0	0%	0	8	9%	20,815	4%		
Staff Lawyer	0	0%	0	0	0%	0	0	0%	0	0%		
Specialized Clinics	81	91%	547,942	0	0%	0	81	91%	547,942	96%		
Totals	89	100%	568,757	0	0%	0	89	100%	568,757	100%		
Newfoundland and Labrador												
Private Bar	–	–	–	–	–	–	–	–	–	–		
Staff Lawyer	7	100%	33,653	4	–	19,231	11	100%	52,884	100%		
Specialized Clinics	–	–	–	–	–	–	–	–	–	–		
Totals	7	100%	33,653	4	0%	19,231	11	100%	52,884	100%		
Ontario												
Private Bar	11,491	59%	6,161,806	0	0%	14,815,730	11,491	59%	20,977,536	69%		
Staff Lawyer	1,293	7%	4,242,296	0	0%	0	1,293	7%	4,242,296	14%		
Specialized Clinics	6,671	34%	5,349,286	0	0%	0	6,671	34%	5,349,286	17%		
Totals	19,455	100%	15,753,388	0	0%	14,815,730	19,455	100%	30,569,118	100%		
Quebec												
Private Bar	2,313	70%	298,726	2,605	100%	2,626,214	4,918	83%	2,924,940	51%		
Staff Lawyer	19	1%	31,751	0	0%	0	19	0%	31,751	1%		
Specialized Clinics	985	30%	2,729,491	0	0%	0	985	17%	2,729,491	48%		
Totals	3,317	100%	3,059,968	2,605	100%	2,626,214	5,922	100%	5,686,182	100%		
Canada												
Private Bar	14,760	61%	8,366,845	3,630	97%	19,669,880	18,390	66%	28,036,725	67%		
Staff Lawyer	1,543	6%	4,451,578	121	3%	477,870	1,664	6%	4,929,448	12%		
Specialized Clinics	7,737	32%	8,626,719	0	0%	0	7,737	28%	8,626,719	21%		
Totals	24,040	100%	21,445,142	3,751	100%	20,147,750	27,791	100%	41,592,892	100%		

Rounding may impact totals balancing.

– Refers to data that were not available, collected, or provided by the jurisdiction as reported in the Statement of Final Claim.

1. Certificate refers to the number of principal claimants receiving legal aid services for each stage of the process.

Table 18 - Legal aid service delivery by private bar, staff, and other lawyers, 2021-22

	Total lawyers providing legal aid services Number (%)		Type of lawyer providing legal aid services																	
			Private bar lawyers ¹					Staff lawyers ²					Other lawyers (e.g. Executive Director) ³							
			Criminal	I&R ⁴	Other Civil	Criminal and Civil	TOTAL Number (%)	Criminal	I&R	Other Civil	Criminal and Civil	TOTAL Number (%)	Criminal	I&R	Other Civil	Criminal and Civil	TOTAL Number (%)			
N.L.	89	100%	0	0	0	15	15	17%	0	0	0	70	70	79%	0	0	4	0	4	4%
P.E.I.	33	100%	3		16	5	24	73%	3		4	1	8	24%				1	1	3%
N.S.	323	100%	0	0	0	213	213	66%	–	3	–	103	106	33%	–	1	–	3	4	1%
N.B.	149	100%	34		47	32	113	76%	21		12	0	33	22%	1		1	1	3	2%
Que.	2,283	100%	0	0	0	1,847	1,847	81%	0	0	0	370	370	16%	0	0	0	66	66	3%
Ont.	3,674	100%	1,227	244	1,199	621	3,291	90%	152	20	70	115	357	10%	0	0	0	26	26	1%
Man.	344	100%	0	0	0	284	284	83%	22	0	16	16	54	16%	0	0	0	6	6	2%
Sask.	294	100%	0		0	202	202	69%	0		0	88	88	30%	0		0	4	4	1%
Alta.	2,107	100%	1,018	395	584	0	1,997	95%	0	0	0	110	110	5%	0	0	0	0	0	0%
B.C.	1,095	100%	442	61	375	178	1,056	96%	5	1	26	4	36	3%	0	0	0	3	3	0%
Yuk.	–	–	–		–	–	–	–	–		–	–	–	–	–		–	–	–	–
N.W.T.	38	100%	0		0	25	25	66%	9		4	0	13	34%	0		0	0	0	0%
Nvt.	–	–	–		–	–	–	–	–		–	–	–	–	–		–	–	–	–
Canada	10,429	100%	2,724	700	2,221	3,422	9,067	87%	212	24	132	877	1,245	12%	1	1	5	110	117	1%

– Refers to data that were not available, collected, or provided by the jurisdiction as reported in the Statement of Final Claim.

Rounding may impact totals balancing.

1. Private bar lawyers are those who were active members of the private bar who delivered legal services and billed the legal aid plan during the fiscal year. Active bar members include the total number of lawyers certified and insured to practice in the jurisdiction. Government-employed and legal aid staff lawyers are excluded.
2. Staff lawyers are lawyers employed by legal aid plans who provide legal aid services to clients. They include duty counsel, staff lawyers at legal clinics, and others.
3. Other lawyers are personnel who are designated as counsel, but not performing in this capacity (e.g. Executive Director). For N.B., other lawyers includes Executive Director and Public Trustee & Director of Family Law Services.
4. Immigration and Refugee (I&R) matters are proceedings of persons (individuals, or principal applicants and family) involved in the immigration and refugee determination system under the provisions of the *Immigration and Refugee Protection Act* (IRPA). I&R legal aid covers the provision of legal advice, assistance and representation for immigration or refugee proceedings before the Immigration and Refugee Board (IRB) of Canada, the Federal Court (FC), or Immigration, Refugees and Citizenship Canada (IRCC) officials on post-determination actions. I&R legal aid is available in 7 provinces: Newfoundland and Labrador (N.L.), Nova Scotia (N.S.), Quebec (Que.), Ontario (Ont.), Manitoba (Man.), Alberta (Alta), and British Columbia (B.C.).

Notes

- For N.S., private bar lawyers are not included under personnel. They handle only 29% of cases with 71% being done by staff lawyers. N.S. data includes staff from the Halifax Refugee Clinic (3 support staff, 2 paralegals, 1.4 legal assistants, 3 lawyers and 1 lawyer in administration).
- For N.B., Public Trustee Services staff are listed separately under "Other Civil" as their caseloads are not included in civil statistics reported elsewhere.
- For Man., civil includes all staff lawyers taking I&R, children and family services, as well as domestic and civil matters; private bar lawyers accept cases in all identified categories.
- For Sask., private bar lawyers vary in taking files; therefore the number reported can be a private bar taking anything from one certificate to a full caseload like a staff lawyer.

Table 19 - Legal aid plan personnel as of March 31, 2022

	Total legal aid plan personnel N (%)		Lawyers providing legal aid					Non-lawyers							
			Total lawyers N (%)		Private bar lawyers ¹	Staff lawyers ²	Other lawyers ³	Total non-lawyers N (%)		Intake worker ⁴	Support Staff ⁵	Para-legal ⁶	Legal assistant ⁷	Articling student ⁸	Other ⁹
N.L.	159	100%	89	56%	15	70	4	70	44%	13	17	3	26	10	1
P.E.I.	39	100%	32	82%	24	8	0	7	18%	0	6	0	0	0	1
N.S.	419	100%	323	77%	213	106	4	96	23%	0	13	2	77	2	2
N.B.	187	100%	147	79%	113	33	1	40	21%	13	7	0	6	0	14
Que.	2,854	100%	2,217	78%	1,847	370	0	637	22%	73	455	0	26	17	66
Ont.	4,291	100%	3,674	86%	3,291	357	26	617	14%	129	469	16	3	0	0
Man.	439	100%	344	78%	284	54	6	95	22%	23	21	4	33	13	1
Sask.	366	100%	294	80%	202	88	4	72	20%	4	13	9	41	2	3
Alta.	2,284	100%	2,107	92%	1,997	110	0	177	8%	70	84	0	20	3	0
B.C.	1,267	100%	1,095	86%	1,056	36	3	172	14%	37	124	11	0	0	0
Yuk.	-	-	-	-	-	-	-	-	-	-	-	-	-	-	-
N.W.T.	53	100%	38	72%	25	13	0	15	28%	0	4	0	0	0	11
Nvt.	-	-	-	-	-	-	-	-	-	-	-	-	-	-	-
Canada	12,358	100%	10,360	84%	9,067	1,245	48	1,998	16%	362	1,213	45	232	47	99

• Refers to data that were not available, collected, or provided by the jurisdiction as reported in the Statement of Final Claim.

Rounding may impact totals balancing.

- Private bar lawyers are those active members of the private bar who delivered legal services and billed the legal aid plan during the fiscal year. Active bar members include the total number of lawyers certified and insured to practice in the jurisdiction. Government-employed and legal aid staff lawyers are excluded.
- Staff lawyers are lawyers employed by legal aid plans who provide legal aid services to clients. They include duty counsel, staff lawyers at legal clinics, and others.
- Other lawyers - refers to personnel who are designated as counsel, but not performing in this capacity (e.g. Executive Director). For N.B., Other Lawyers includes Executive Director and Public Trustee & Director of Family Law Services.
- Intake workers are staff employed by the legal aid plan who provide intake services, assess clients' needs, make appropriate referrals, prepare and review letters and documents, maintain records and perform other duties as required.
- Support staff are staff employed by the legal aid plan who provide support in assisting clients but do not provide legal assistance. For example, a receptionist, an administrative person, human resource staff, an IT specialist, etc.
- Paralegals are legal staff who have the ability to represent clients on many matters, including all provincial offences and summary criminal cases, as well as work for provincial tribunals and boards. Paralegals are non-lawyers providing legal services in specified areas of practice.
- Legal assistants are staff who work under the supervision of a lawyer, qualified through education, training or work experience to perform substantive legal work. They help lawyers deliver legal services but are prohibited from practicing law independently.
- Articling students are students-at-law. Under the supervision of a senior lawyer, they can assist with legal advice, duty counsel, legal research, etc. Articling students must complete the articling program and be called to the bar before becoming a lawyer. For the purpose of this survey, articling students are classified as non-lawyers regardless of jurisdictional rules.
- Other (e.g., managers) are personnel who are not performing tasks directly associated with support, paralegal, legal assistants or articling. For N.B., "Other Non-lawyers" includes and is not limited to HR Manager, Chief Financial Officer, Manager of Trust Accounting and Taxation, Guardian Officers, etc.

Notes

- For N.S., private bar lawyers are not included under personnel. They handle only 29% of cases with 71% being done by staff lawyers. N.S. data includes staff from the Halifax Refugee Clinic (3 support staff, 2 paralegals, 1.4 legal assistants, 3 lawyers and 1 lawyer in administration).
- For N.B., Public Trustee Services staff listed separately under "Civil" as their caseloads are not included in civil statistics reported elsewhere.
- For Man., Civil includes all staff taking immigration, children and family services, domestic and civil matters. Private bar accepts cases in all identified categories.
- For Sask., private bar lawyers vary in taking files; therefore, the number reported can be a private bar lawyer taking anything from one certificate to a full caseload like a staff lawyer.
- For B.C., support staff include Public Legal Information services delivery.
- The non-lawyers "Others" include nine Indigenous courtworkers employed by the legal aid plan in N.W.T. Justice Canada funding for these courtworker positions is covered under a separate Indigenous Courtwork budget component of the Access to Justice Services agreements (and not the legal aid portion of the funding).

Name of Innovation/ Initiative(s)	Objective	Timeline	Beneficiary	Expected Outcome
--------------------------------------	-----------	----------	-------------	------------------

Table 20 - Criminal legal aid funding to address pressures resulting from COVID-19, 2021-22

Name of Innovation/ Initiative(s)	Objective	Timeline	Beneficiary	Expected Outcome
Newfoundland and Labrador - Technological				
Upgraded IT hardware	During 2021-22, Legal Aid NL made significant investments to upgrade and replace ageing computer hardware. As part of this initiative, upgraded laptops were deployed to approximately 50 per cent of the lawyers to improve remote working capabilities.	2021-22	Staff and clients. Staff are able to work from home to meet client needs.	
Software Upgrades	Significant improvements were made to Legal Aid NL's website, including upgrading the background software platform. During 2021/22, Legal Aid acquired video editing software to create training videos which will be available via a secure YouTube channel for Legal Aid Lawyers and support staff province-wide.	2021-23	Lawyers and support staff.	
Newfoundland and Labrador - Service delivery				
Piloted technology-based solutions to improve client service delivery	In October 2021, Legal Aid NL piloted an online website portal that provided prospective clients the ability to apply for legal aid online. During Q3 and Q4, Legal Aid NL received several online applications from clients and the uptake and demand for this service continues to grow. During the year, Legal Aid NL tested various technological solutions to facilitate virtual risk assessments for Family Violence Intervention Court (FVIC) clients in Stephenville. After some testing, Skype guest accounts were created and several risk assessments were completed virtually in 2021-22. The project has resulted in considerable savings in travel cost and significantly improved client service for both FVIC clients and court staff.	ongoing	Clients and staff lawyers. Clients can apply online without have to appear in person and Lawyers are able to meet with clients through a secure connection without have to travel or meet in person.	
Implemented training programs in response to staff survey/feedback	During 2021-22, Legal Aid NL held a series of lunch-and-learns via Skype to provide ongoing training and development Commission-wide. In particular, dedicated training sessions were delivered to help enhance utilization and functional knowledge of the Legal Aid Management Information System (LAMIS).		Staff are able to improve skills without having to attend in person training seminars.	

Name of Innovation/ Initiative(s)	Objective	Timeline	Beneficiary	Expected Outcome
	Furthermore, Legal Aid NL also developed and updated Standard Operating Procedures (SOPs) for various commonly used software programs and made them available to staff.			
Nova Scotia - Technological				
Certificate Invoice Digitization	Convert Certificate form to digital form with digital signatures.	6 months (temporary)	Certificate Lawyers/ Managing Lawyers & Administrative staff at local & Executive offices.	Increases efficiencies in certificate management and processing payments by reducing transcription errors, math errors and form filling redundancies. Also prevent issues with handwriting or legibility.
Support Staff Laptops	Provide Support Staff with laptops instead of desktop computers.	3 months (permanent)	Support Staff/Clients.	Providing laptops has created a better remote work life balance and enabled support staff to participate in required teams/web meetings.
Nova Scotia - Service delivery				
Increased criminal certificates issued to private lawyers to deal with Covid backlogs in courts	To assist with backlogs where staff lawyers were at max capacity.	Throughout 2021-22 (temporary)	Justice system and clients.	Reduction in pressure on staff lawyers and ensured clients received representation as matters proceeded. That also assisted the justice system overall.
Online adjournment requests and variation applications for self-represented parties	Provided assistance to self-represented parties seeking adjournments and variation applications when access to court in-person was limited due to COVID-19 restrictions and helped to address backlog in the provincial courts.	Throughout 2021-22 (temporary)	NSLA Staff, Clients, self represented litigants, Court System/ services.	Online adjournment request form and variation application processes created and added to NSLA website.
Virtual professional development, including annual general meeting	To ensure staff received appropriate professional development in order to satisfy bar requirements and maintain high level of competency.	Throughout 2021-22 (temporary and permanent)	Staff were able to receive the necessary training.	Staff received training safely.
New Brunswick - Service delivery				
Private bar criminal certificate	To meet the increased number of certificates.	2021-22 (permanent)	Clients.	Consistency in service delivery.
Private bar criminal duty counsel	To meet the increase in bail hearings.	2021-22 (permanent)		

Name of Innovation/ Initiative(s)	Objective	Timeline	Beneficiary	Expected Outcome
Criminal contact lawyer	To cover staff shortages.	2021-22 (permanent)		
Quebec - Technological				
Programme eMAJ	Digital transformation of the legal aid network	2024-03-31 (4 year investment)	Clients and staff and private bar lawyers.	Service improvements.
Acquisition of computer hardware	Upgrading of equipment and staff mobility	2024-03-31 (permanent)	Staff and clients.	
Quebec - Service delivery				
Itinerant court (Grand Nord)	Legal representation services.	2022-03-31 (permanent)	Indigenous clients.	Service improvements.
Virtual appearances on weekends and holidays	Reduce court delays.	2022-03-31 (permanent)	Clients.	
Projet Centaure	Gun control.	2022-03-31 (permanent)	Citizens.	Fighting gun violence.
Ontario - Technological				
Service Integration (SI) - Duty Counsel (DC) Worksheets *project goals were impacted by COVID pandemic - at this time, with remote services being provided to clients, all staff and per diem DC use the SI worksheets	Deploy and continue to improve online worksheet to capture client information to improve client services and record-keeping, ensure continuity of client files, and improve data collection and reporting to better understand client needs and services delivered. Obtain better data and understanding of issues related to bail and delays in criminal Courts. The worksheet was updated in 2020 to include fields to identify reasons for adjournments, and tracking of bail conditions. Legal Aid Ontario (LAO) continues to make improvements to the SI worksheet.	Originally developed in 2018; expanded in 2020 to per diem DC. (permanent)	Clients: improved services and record-keeping. Justice system partners: more accurate records; reduced appearances; more accurate reports resulting in better allocation of scarce resources.	Have system available at all court sites. Target is to have all duty counsel services recorded through the system.
Remote appearances, disclosure review and summary legal advice	LAO adapted to remote services due to the pandemic and to ensure clients could have access to legal advice remotely; developed processes and invested in technology to ensure staff had access to equipment and software necessary to assist clients.	Started in March 2020, LAO has continued to update infrastructure,	Clients: improved services and record-keeping. Access to legal advice and counsel for remote and	LAO is aiming to ensure that the most vulnerable clients have access to services during and following the pandemic. LAO aims to keep assisting the courts by ensuring that bail supports are available, and that duty counsel continue to assist eligible clients with disclosure reviews, pre-trials

Name of Innovation/ Initiative(s)	Objective	Timeline	Beneficiary	Expected Outcome
		access to software and security updates. (permanent)	hybrid court hearings. Justice system partners: more accurate records; reduced appearances; more accurate reports resulting in better allocation of scarce resources.	and resolutions.
Dedicated phone lines for Summary Legal Advice - Criminal and Family (SLAC and SLAF)	Through the use of these phone lines, LAO offered more summary legal advice in family and criminal law matters, temporarily waiving financial eligibility testing requirement.	March 2020 (temporary)	Clients: Increased access to legal advice.	LAO aimed to ensure clients had easy access to legal advice during the pandemic.
Return to in-person services (Hybrid)	LAO conducted site surveys to ensure compliance with Health and Safety protocols and Public Health safety requirements for staff and clients attending court locations. In addition to these assessments, LAO updated equipment and wireless infrastructure.	On-going (permanent)	Clients: Improved access to service; Justice system partners: reduced and more meaningful appearances.	LAO is aiming to provide safe and reliable access to legal advice to promote access to justice and facilitate court appearances.
Improvements to LAO's client portal	LAO introduced the ability for clients to apply for Legal Aid online in May of 2021.	Ongoing (permanent)	Clients: Easier access to apply for Legal Aid; Justice system partners: reduction in administrative appearances for legal aid applications.	LAO is aiming to increase access points and simplify the application process for clients.
Overall updates to LAO's remote desktop environment, Adobe, security updates and CRM updates to ensure remote and hybrid services can function seamlessly	LAO worked on upgrading infrastructure necessary to shift from an in person service environment to a hybrid service delivery model.	Ongoing (permanent)	Clients: Uninterrupted access to LAO.	

Name of Innovation/ Initiative(s)	Objective	Timeline	Beneficiary	Expected Outcome
Ontario - Service delivery				
COVID enhancements	<p>LAO aimed to ensure that clients and lawyers were supported throughout the pandemic by introducing the following measures:</p> <ul style="list-style-type: none"> -Waiver of financial eligibility testing for in-custody criminal clients; - Increased compensation for bail hearings for block fee and tariff matters in recognition of longer bail hearings; - Reinstatement of coverage for block bails; - Waiver of merit testing for bail reviews; - Introduction of coverage for Myers detention reviews; - Provision of an additional two hours of coverage for mandatory Judiciary Pre-Trials in both the Ontario Court of Justice and the Superior Court of Justice; - Introduction of dedicated phone lines to connect in-custody individuals directly duty Counsel; - Coverage for Temporary Absence Permits for individuals in provincial and federal Institutions. 	March 2020 until LAO's board removes the enhancements (temporary)	<p>Clients: improved services and access to justice, reduction in in-custody population, reduction in unnecessary court appearances;</p> <p>Justice system partners: reduced and more meaningful appearances, fewer in-custody appearances, fewer adjournments for administrative purposes, increased representation and efficiency.</p>	<p>LAO aimed to ensure the most vulnerable clients had access to services during the pandemic. LAO aims to keep assisting the courts by ensuring that bail supports are available and that clients are afforded legal representation at the earliest opportunity.</p>
Support for Judge-led Intensive Case Management Court (JICMC) and Lawyer applications for JICMC	<p>LAO supports the Judge-Led Intensive Case Management Court (JICMC) with time-limited certificates for accused individuals without retained counsel whose matters are more than twelve months old and who have had their cases adjourned to the JICMC. Clients do not need to contact LAO directly; their lawyer will initiate and complete the application on their behalf. No financial testing is applied to these certificates.</p>	October 2021 and ongoing (temporary)	<p>Clients: ensure limited but timely representation is available in JICMC courts without the need for eligibility testing and without submitting an application to LAO.</p>	<p>Increased access to representation and increased efficiency in JICMC courts.</p>
Virtual Case Management Court services (VCMC)	<p>Representation is provided across most locations in virtual case management court (VCMC). The VCMC pilot program saw 2 per diem duty counsel attend case</p>	Ongoing (temporary)	<p>Client: provided easier access to legal aid.</p>	<p>In response to the pandemic and the lack of in-person services available, LAO aimed to ensure clients had access to legal aid.</p>

Name of Innovation/ Initiative(s)	Objective	Timeline	Beneficiary	Expected Outcome
	management in 8 locations has ended and has shifted more toward staff taking on the role. Duty counsel continues to attend VCMC and will assist clients in a breakout room as required. This was not a service that was provided pre-pandemic but will remain part of DC programming until further decisions are made by the executive.			
Increased call centre hours	LAO launched a pilot project extending the hours of operation of the contact centre from 5:00 p.m. to 7:30 p.m. These extended hours were introduced in response to the pandemic in order to improve services and become more accessible to clients. Once demand for the service was no longer needed LAO resumed regular business hours 8 am to 5 pm.	2021 to 2022 (temporary)	Client: provided easier access to legal aid.	In response to the pandemic and the lack of in-person services available, LAO aimed to ensure clients had access to legal aid beyond "normal" business hours.
Manitoba - Technological				
Investing in technology	Decrease travel time and cost; digitizing files, providing equipment to staff, etc.	On-going (permanent)	Clients, counsel, staff.	More efficient service provision.
Pilot project to access to legal aid	Allow applicants / clients in rural communities and on reserve alternative methods to contact legal aid and their counsel from their home town/city/reserve.	Delayed to 2023-24 (permanent)	Applicants, clients.	Access to legal aid for applicants and clients.
Manitoba - Service delivery				
Increase in private bar capacity	Incentivize private bar to take more cases.	2021-22 to 2023-24 (temporary)	PB, clients	Quicker turnaround of cases; clearing the backlog.
Address backlog of cases	Increased enhanced duty counsel to facilitate early disposition of cases.	2021-22 to 2023-24 (temporary)	clients, PB, courts	Quicker turnaround of cases; clearing the backlog.
Work from home access	Provide staff with cell phone access to work from home.	2021-22 (temporary)	all stakeholders	Services continue uninterrupted.
Offsetting client payment holiday	To allow clients to manage their financial obligations during COVID.	2021-22 (temporary)	clients	Services continue uninterrupted.
Saskatchewan - Technological				

Name of Innovation/ Initiative(s)	Objective	Timeline	Beneficiary	Expected Outcome
Hire IT Manager	Modernize and digitize Legal Aid Saskatchewan's (LAS) IT infrastructure in order to meet the demands.	October 2021 to no end date (permanent)	Applicants and staff. Clients/applicants will benefit with an individual managing the IT for LAS.	Improved IT services with someone directly responsible for managing IT.
IT cloud processing and migration. Implement O365 and Support.	Modernize and digitize the IT infrastructure in order to meet the demands.	June 2021 to no end date (permanent)	Applicants and staff. Clients /applicants will benefit with better access with staff through better IT.	This initiative is intended to move the organization from processes that are either paper or hybrid paper/electronic to more electronic-based processes.
Additional enhancements to Legal Aid Information Database	Modernize and digitize the IT infrastructure in order to meet the demands.	December 2020 to no end date (permanent)	Applicants and staff. Clients/applicants will benefit with better access with staff through better IT.	This initiative is intended to move the organization from processes that are either paper or hybrid paper/electronic to more electronic-based processes.
Saskatchewan - Service delivery				
Hire Term Lawyer Positions	To reduce waitlists and backlogs for criminal legal aid services.	September 2021 to March 2024 (temporary)	Clients/applicants will benefit with more prompt legal services.	Reduced wait times and backlogs
Contract Private Bar (PB) to assist with backlogs due to Covid	To reduce waitlists and backlogs for criminal legal aid services.	April 2021 to March 2024 (temporary)		
Digitize Private Bar processing review	To modernize and digitize the PB processing.	February 2022 to October 2022 (temporary)	Improve process for payment and management of private bar.	Better oversight of payments in a timely fashion.

Name of Innovation/ Initiative(s)	Objective	Timeline	Beneficiary	Expected Outcome
Restructuring of head office staff for administrative support of improved service delivery	To improve management, oversight and risk management.	April 2021 to no end date (permanent)	Applicants and staff/private bar. Clients/applicants will benefit with additional support from head office for the service delivery by staff and private bar lawyers.	Improved overall management of the legal aid system.
Strategic Planning exercise (consultant fee only)	To establish priorities to meet the service delivery initiatives	July 2021 to September 2022 (temporary)	All stakeholders.	A robust 5 year Strategic Plan including implementation plan and metrics.
Alberta - Technological				
Modernize and enhance systems and equipment - including client record and case management	Simplify systems, enhance capabilities - including improved support for remote/virtual work.	Ongoing (permanent)	Clients, private bar, and staff.	A modernized and enhanced system and equipment that better supports client record and case management, and remote/virtual work.
Alberta - Service delivery				
Improved client access to legal aid services	Allow clients better access to services - wherever they live in Alberta.	Ongoing (permanent)	Clients.	Allow clients better access to services - wherever they live in Alberta.
British Columbia - Technological				
Technology Grant - Criminal only	Many lawyers who do legal aid do not have the technology necessary to best serve clients and the courts remotely from their homes. They are concerned about meeting face-to-face with clients during the pandemic and need online access to courts. A technology grant allows them to purchase equipment for essential remote communication. Remote communication with clients, other lawyers and the courts requires improved bandwidth, data capabilities, hardware and software and technological support. Payment parameters: - a one-time payment per lawyer;	2021-22	Lawyers with eligible criminal representation contracts and duty counsel equivalent contracts.	Provided regular legal aid lawyers with resources to acquire hardware and software necessary to adapt to increasingly digital and virtual court processes.

Name of Innovation/ Initiative(s)	Objective	Timeline	Beneficiary	Expected Outcome
	<ul style="list-style-type: none"> - eligibility is based on the lawyer having taken a minimum number of contracts during the fiscal year (2021/2022) and making a commitment to be available to take a minimum number of contracts during the current fiscal year (2022/2023); - the payment amount is scaled based on the lawyer's seniority (junior lawyers receive the highest payment). 			
British Columbia - Service delivery				
Virtual Bail - partially funded with federal pandemic recovery funding	<p>Support Provincial Court to transition to remote bail hearings province-wide:</p> <ul style="list-style-type: none"> -introduction of regional duty counsel. - Improved coordination between justice participants: Crown, Court Services, Defence counsel, LABC (intake), duty counsel on the MS teams channels created by the office of the Chief Judge for virtual bail, as well as by email. - Balanced work loads so the 4 duty counsel scheduled in each geographic region (so far the North and Interior) can assist each other to cover all detainees where there are conflicts or high volumes in 1 location – previously we'd have to appoint ad hoc duty counsel for smaller locations, often after some delay. - LABC (Intake, local agents, duty counsel team in HO) provides increased support for duty counsel – providing information about detainees and prioritizing legal aid applications from detainees – to try to connect clients to counsel before they are released. - The planning process has allowed LABC direct access to Court, Crown, Corrections, and Sheriff services, with ACJ coordinating this, so that our suggestions and recommendations for improvements are communicated directly to others, leading to quite prompt changes/improvements. This is a much more responsive system than before and LABC's advice has been welcomed and has resulted in improvements for our clients (re communications with counsel, timely bail, content of bail packages). 	April 2021 and ongoing.		

Name of Innovation/ Initiative(s)	Objective	Timeline	Beneficiary	Expected Outcome
Northwest Territories - Technological				
Additional laptop and webcams	To support remote appearances.	Permanent	Clients and counsel.	Increased access to representation.
Northwest Territories - Service delivery				
Creation of weekend bail assignment	Access to faster bail, avoid detention in crowded facility.	Throughout 2021-22 (temporary)	Clients, administration of justice.	Releasable clients spend less time in remand.
Additional counsel assigned to bail court as remote appearances more time consuming	Reduce pressure on staff lawyers.	Throughout 2021-22 (permanent)	Clients, staff lawyers, administration of justice.	Support smooth operation of bail court, earliest possible release for clients, address staff burnout.
Serious case isolation travel period cost	Ensure serious matter could proceed.	2022-03-01 (temporary)	Client, administration of justice.	Trial was able to proceed.