



# STOCK STATUS UPDATE OF BROWNS BANK NORTH SCALLOPS (*PLACOPECTEN MAGELLANICUS*) FOR THE 2023 FISHING SEASON

## Context

Advice on the status of the Browns Bank North Scallop stock is requested annually by Fisheries and Oceans Canada (DFO) Resource Management to help determine an annual Total Allowable Catch (TAC, meat weight) in support of the fishery. The purpose of this report is to update the status of Browns Bank North Scallop with data from the 2022 Scallop survey and fishery (January 1 to December 31) to provide science advice for the management of the 2023 fishery.

This Stock Status Update uses the assessment framework accepted during the peer-reviewed Regional Advisory Process of 2011 for Browns Bank North (Hubley et al. 2011). Updates have been conducted annually since, with the exception of 2021, which did not occur because the 2020 DFO Science Offshore Scallop Survey was cancelled due to challenges associated with the COVID-19 pandemic (DFO 2022).

This update for the Scallop fishery on Browns Bank pertains to the northern part of the bank. Browns Bank South has separate management measures.

This Science Response Report results from the regional peer review of April 11, 2023, on the Stock Status Update of Offshore Scallop: Browns Bank North and Georges Bank 'a'.

## Analysis and Response

The location of Browns Bank North and the other Offshore Scallop Fishing Areas (SFAs) is provided in Figure 1. The 2022 TAC was 200 tonnes (t) for Browns Bank North and total reported landings were 200 t (Figure 2). Based upon preliminary analysis of the 2022 fishery data and the annual stock survey data, an interim TAC of 200 t was set in December 2022 for the 2023 Browns Bank North fishery.

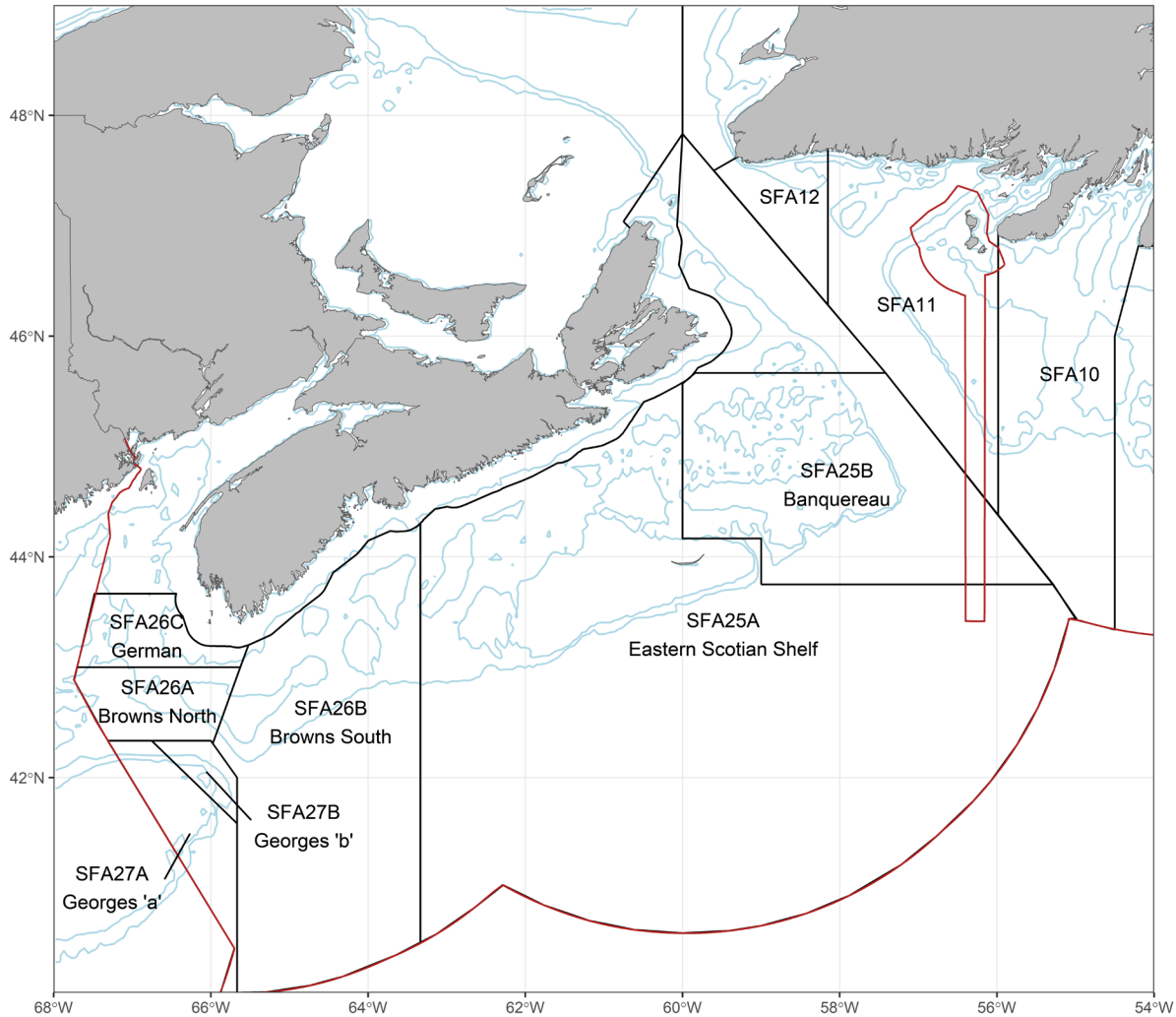


Figure 1. Map showing the offshore Scallop Fishing Areas (SFAs) 25–27 used for management purposes in the Maritimes region.

Science advice is provided for this stock using a Bayesian state-space modified delay difference assessment model that integrates both fishery and survey data and is described in Hubley et al. (2014). The model fit to the survey estimates of fully-recruited ( $\geq 95$  mm shell height) biomass, recruit (85–94.9 mm shell height) biomass, and fishery Catch Per Unit Effort [CPUE, kg/(hour-metre)] are shown in Figure 3. Estimates of fully-recruited biomass in 2022 and projections of fully-recruited biomass for 2023 under various catch scenarios are presented for this stock (Table 1 and Figure 4). Reference points had been proposed for the fishery in 2012 (Smith and Hubley 2012) but were not adopted.

The 2020 model inputs were imputed using the average of the 2019 and 2021 survey indices, except for growth, which used the long-term median from 1986–2019. This approach has been used to address missing information for other Scallop stocks (e.g., Nasmith et al. 2016).

### Indicator of Stock Status

The modelled median fully-recruited biomass is estimated to be 3,200 t in 2022 (Figure 4), which is below the long-term median of 4,871 t. The 2021 estimate was 3,188 t. The median

recruit biomass is estimated to be 157 t in 2022, which is below the long-term median biomass of 408 t. The 2021 estimate was 212 t. The long-term median calculations (1991–2021) exclude the current year (2022) estimates.

The model’s forecasted fully-recruited biomass for 2023 is 3,226 t. This forecast accounts for fisheries removals (196 t) occurring after the survey in 2022, and assumes:

- a catch of 200 t (the interim TAC),
- the condition of Scallop in 2023 will be unchanged from 2022 (13.4 g/dm<sup>3</sup>), and
- that natural mortality in 2023 will be unchanged from 2022 (0.05).

This represents an estimated 0% change in fully-recruited biomass from 2022 to 2023.

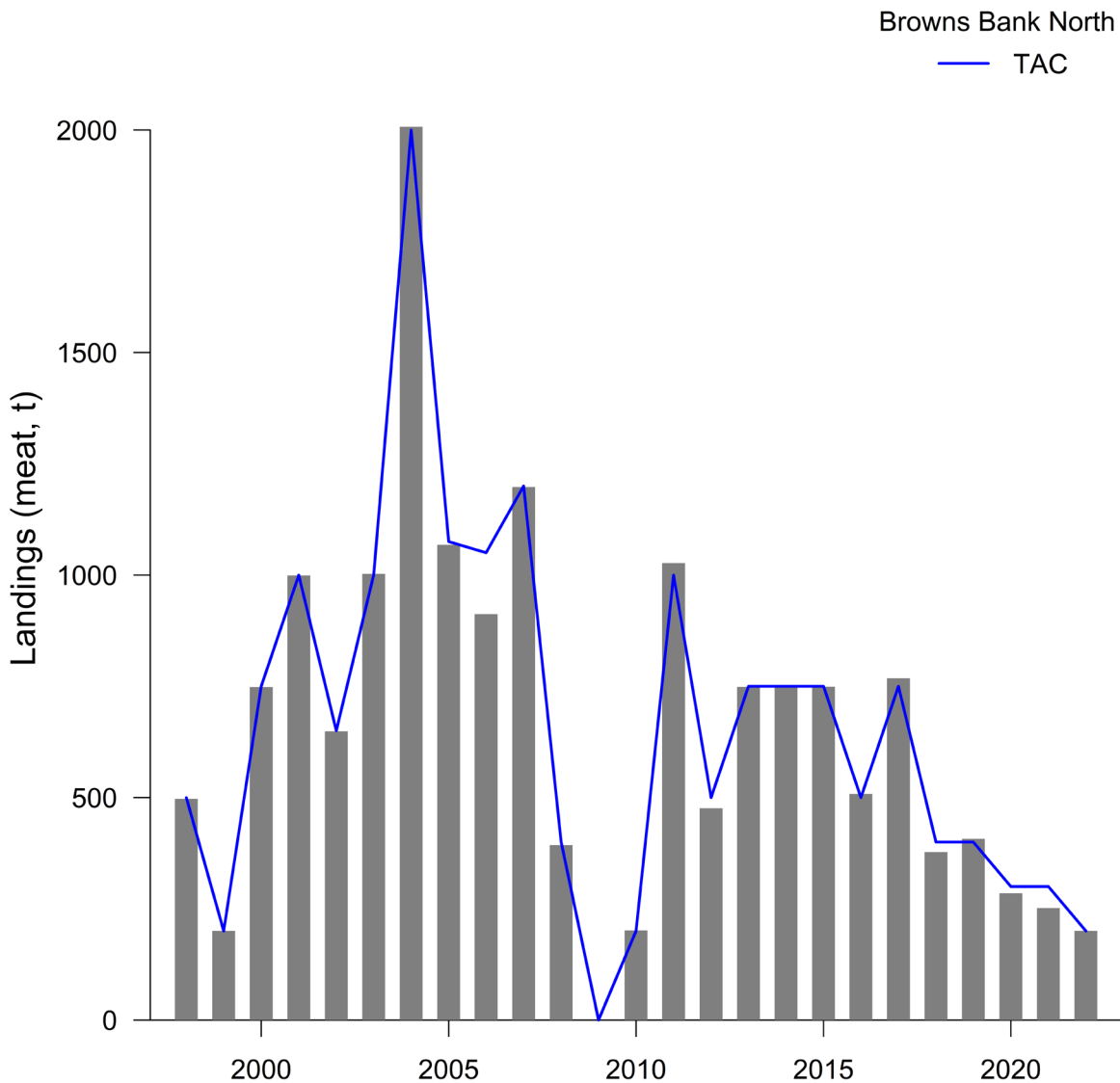


Figure 2. Landings of Scallop meats (tonnes) from Browns Bank North between 1998 and 2022. The blue line represents Total Allowable Catch (TAC), in tonnes. Prior to 1998, landings from Browns Bank North were combined with Browns Bank South.

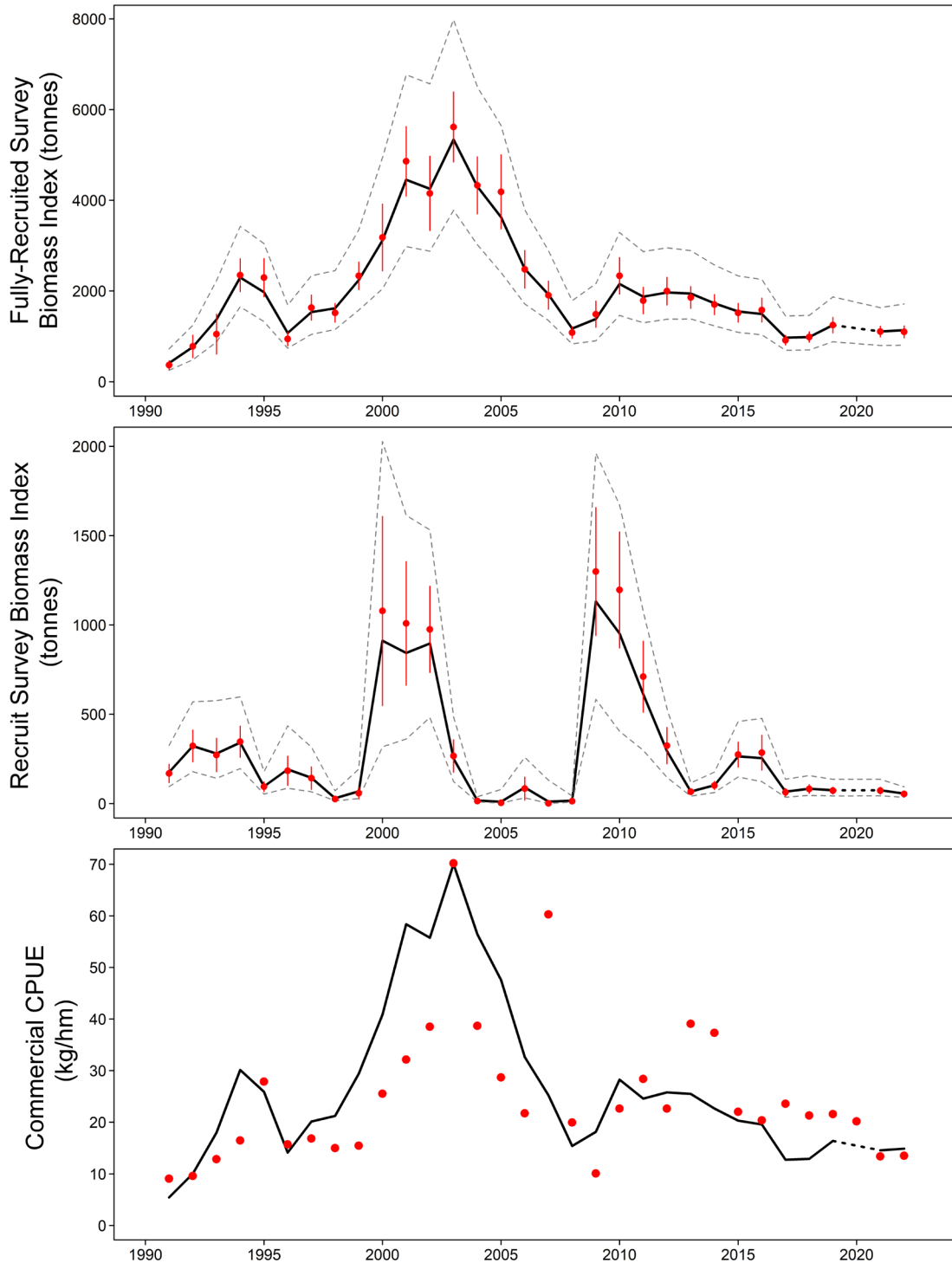


Figure 3. Summary of model results and inputs for fully-recruited survey biomass (top panel, in tonnes), recruit survey biomass (middle panel, in tonnes) and commercial CPUE (bottom panel, in kg/hour-metre) for Browns Bank North. The solid black line is the model estimate and the red circles represent observed values from the survey and the fishery. A black dashed line is used from 2019–2021 as there were no survey or model results for 2020. For the survey data, the vertical lines represent the standard error associated with the observed values and the grey dashed lines represent the modelled 95% credible intervals.

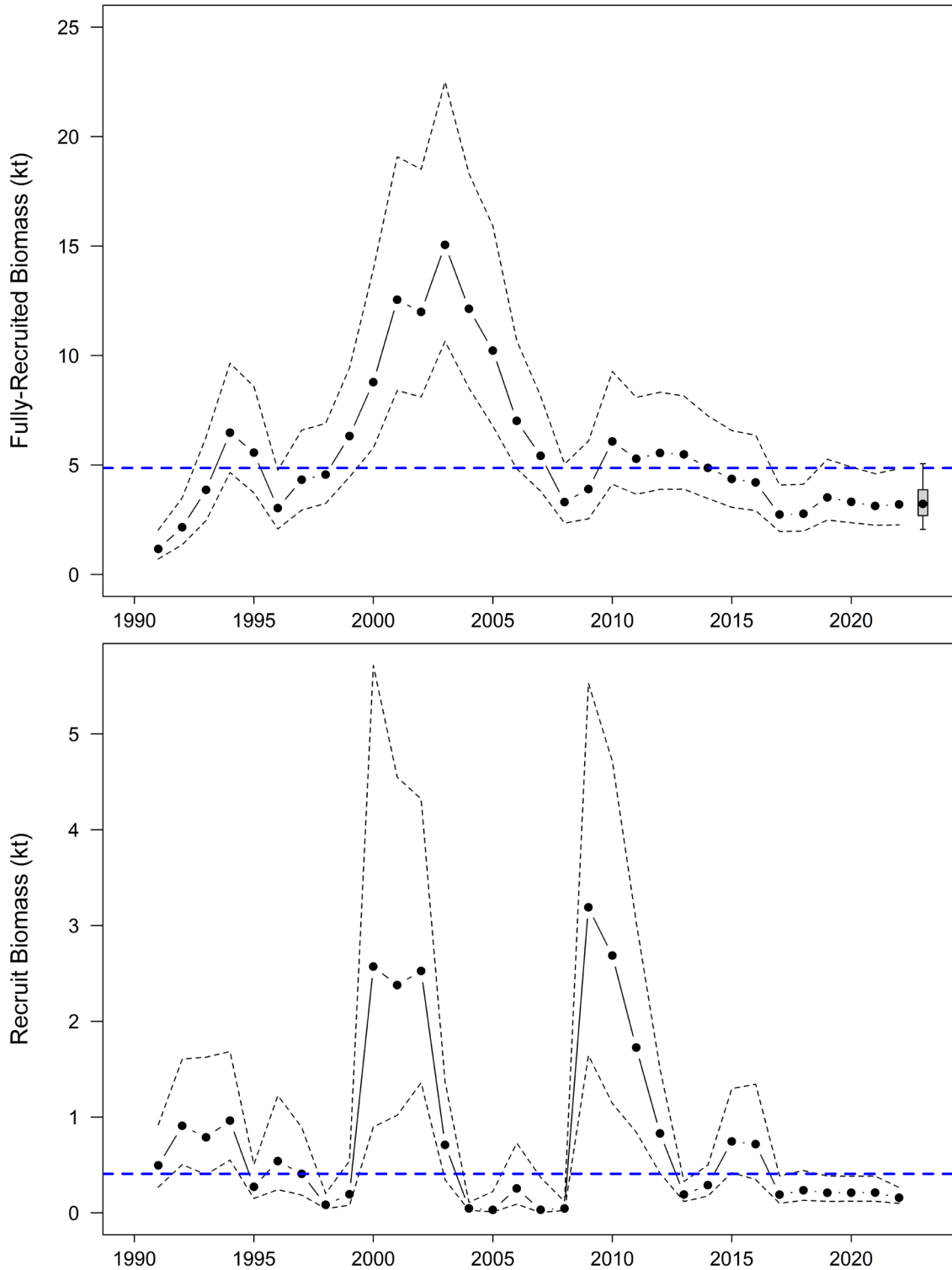


Figure 4. Biomass estimates (kilotonnes) for fully-recruited (top panel) and recruit (lower panel) scallops from the stock assessment model fit to the Browns Bank North survey and commercial data. Dashed lines are the upper and lower 95% credible limits. The blue horizontal dashed line represents the long-term median biomass. The forecasted fully-recruited biomass for 2023, assuming a catch of 200 t, is displayed as a box plot with median (●), 50% credible limits (box) and 80% credible limits (whiskers).

Table 1. Catch scenarios for Browns Bank North in 2023 in terms of exploitation and expected changes in fully-recruited biomass. Potential catches in 2023 are evaluated in terms of the probability of a decline in biomass. These probabilities account for uncertainty in the biomass forecasts.

Catch (t)	Exploitation Rate	Probability of Biomass Decline	Expected Change in Biomass (%)
150	0.10	0.47	2
200	0.11	0.50	0
250	0.12	0.53	-2
300	0.14	0.55	-3
350	0.15	0.57	-5
400	0.17	0.60	-7
450	0.18	0.63	-9
500	0.19	0.65	-10
550	0.21	0.67	-12
600	0.22	0.70	-14

## Conclusions

Catch scenarios ranging from 150 t to 600 t were examined and are presented in Table 1, assuming condition and total natural mortality remain unchanged from 2022. All catch scenarios in Table 1 below 250 t are projected to result in increases in fully-recruited biomass, with a probability of biomass decline ranging from 0.47 (150 t) to 0.50 (200 t). The change in biomass was 2% to -14% for the catch scenarios presented (Table 1). Catch of 200 t (the 2023 interim TAC) results in an exploitation rate of 0.11 and an expected 0% change in biomass (Table 1).

## Contributors

Name	Affiliation
Freya Keyser (Lead)	DFO Science, Maritimes Region
David Keith	DFO Science, Maritimes Region
Tricia Pearo Drew	DFO Science, Maritimes Region
Jessica Sameoto	DFO Science, Maritimes Region
Brad Hubley	DFO Science, Maritimes Region
Tiffany Small	DFO Science, Maritimes Region
Alan Reeves	DFO Resource Management, Maritimes Region

## Approved by

Francine Desharnais  
Regional Director of Science  
DFO Maritimes Region  
Dartmouth, Nova Scotia

Date: 2 May 2023

## Sources of Information

DFO. 2022. [Stock status update of Browns Bank North scallops \(\*Placopecten magellanicus\*\) in Scallop Fishing Area 26](#). DFO Can. Sci. Advis. Sec. Sci. Resp. 2022/037.

Hubley, B., Glass, A., Reeves, A., Sameoto, J., and Smith, S.J. 2011. [Browns Bank 'North' Scallop \(\*Placopecten magellanicus\*\) Stock Assessment](#). DFO Can. Sci. Advis. Sec. Res. Doc. 2011/042: vi + 63p.

- Hubley, P.B., Reeves, A., Smith, S.J., and Nasmith, L. 2014. [Georges Bank 'a' and Browns Bank 'North' Scallop \(\*Placopecten magellanicus\*\) Stock Assessment](#). DFO Can. Sci. Advis. Sec. Res. Doc. 2013/079: vi + 58 p.
- Nasmith, L., Sameoto, J.A., and Glass, A. 2016. [Scallop Production Areas in the Bay of Fundy: Stock Status for 2015 and Forecast for 2016](#). DFO Can. Sci. Advis. Sec. Res. Doc. 2016/021: vi + 140 p.
- Smith, S.J., and Hubley, P.B. 2012. [Reference Points for Scallop Fisheries in the Maritimes Region](#). DFO Can. Sci. Advis. Sec. Res. Doc. 2012/018: ii + 16 p. (Erratum: August 2012)

### **This Report is Available from the:**

Center for Science Advice (CSA)  
Maritimes Region  
Fisheries and Oceans Canada  
Bedford Institute of Oceanography  
1 Challenger Drive, PO Box 1006  
Dartmouth, Nova Scotia B2Y 4A2

E-Mail: [MaritimesRAP.XMAR@dfo-mpo.gc.ca](mailto:MaritimesRAP.XMAR@dfo-mpo.gc.ca)  
Internet address: [www.dfo-mpo.gc.ca/csas-sccs/](http://www.dfo-mpo.gc.ca/csas-sccs/)

ISSN 1919-3769

ISBN 978-0-660-48785-4 Cat. No. Fs70-7/2023-029E-PDF

© His Majesty the King in Right of Canada, as represented by the Minister of the  
Department of Fisheries and Oceans, 2023



Correct Citation for this Publication:

DFO. 2023. Stock Status Update of Browns Bank North Scallops (*Placopecten magellanicus*) for the 2023 Fishing Season. DFO Can. Sci. Advis. Sec. Sci. Resp. 2023/029.

*Aussi disponible en français :*

*MPO. 2023. Mise à jour sur l'état du stock de pétoncle géant du nord du banc de Browns (Placopecten magellanicus) pour la saison de pêche 2023. Secr. can. des avis sci. du MPO. Rép. des Sci. 2023/029.*