


# PORTRAIT OF CANADA'S IMMIGRANT FARM POPULATION, 2021



**Top 5 mother tongues** of the immigrant farm population, excluding English and French, 2021

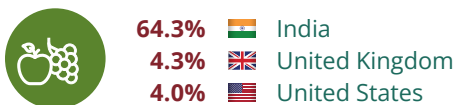


## Share of the immigrant population, 2021

- 6.9% of Canada's farm population were immigrants.
- 23.1% of Canada's total population were immigrants.

### Top 3 places of birth of the immigrant farm population, by selected farm type, 2021


#### Fruit and tree nut farming



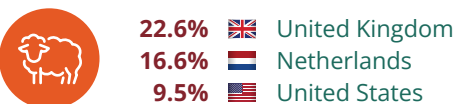
#### Greenhouse, nursery and floriculture production



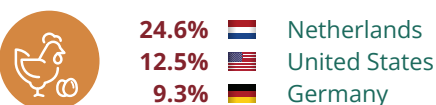
#### Vegetable and melon farming



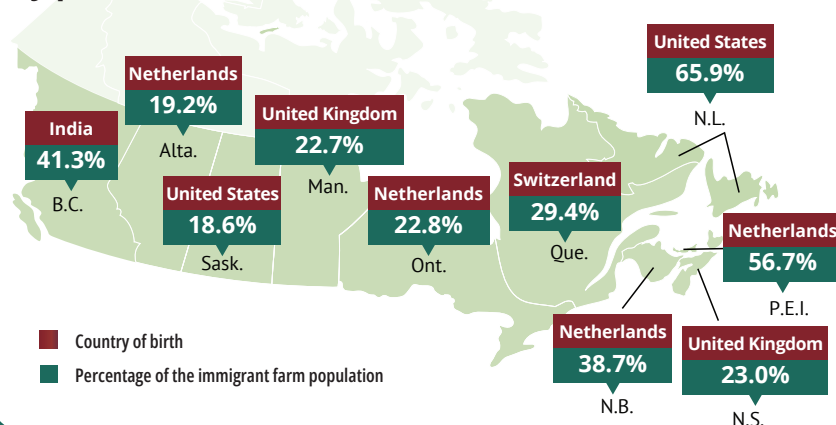
#### Sheep and goat farming



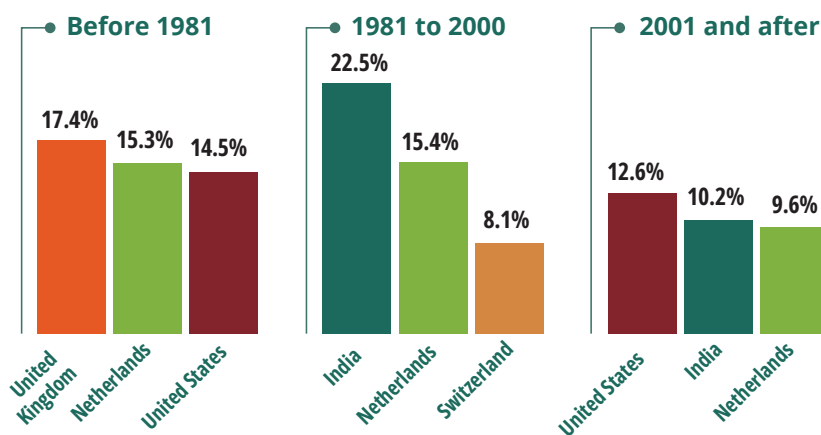
#### Poultry and egg production



### Top place of birth of the immigrant farm population, by province, 2021



### Top 3 places of birth of the immigrant farm population, by period of immigration



Note: The 2021 data exclude households in Canada's territories and collective dwellings.  
Sources: Statistics Canada, Agriculture–Population Linkage, 2021, and Census of Population, 2021.

© His Majesty the King in Right of Canada, as represented by the Minister of Industry, 2023  
Catalogue number: 11-627-M | ISBN : 978-0-660-49441-8