

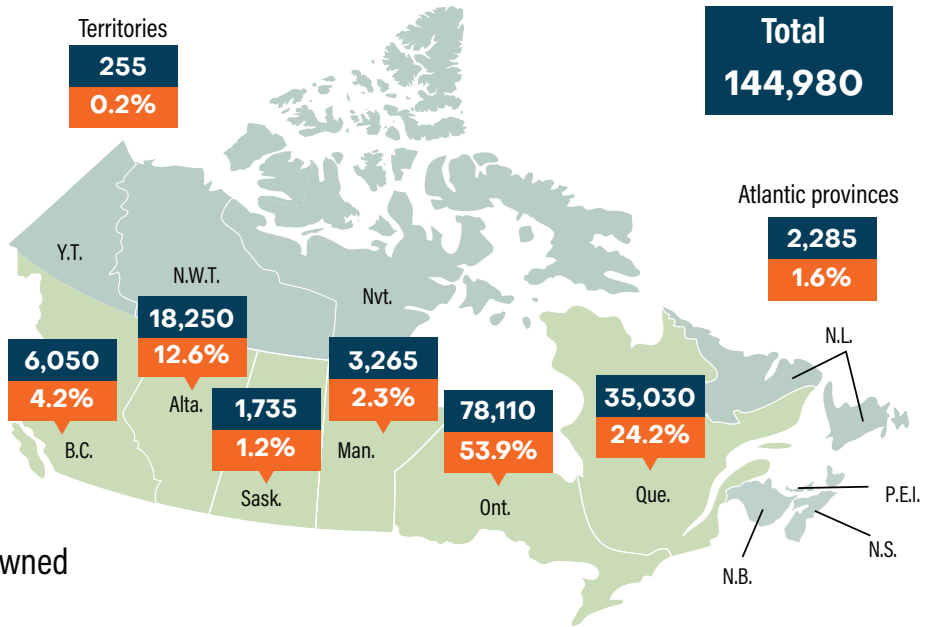


# BLACK-OWNED BUSINESSES in Canada, 2020

## → Distribution of Black-owned<sup>1</sup> businesses, by region<sup>2</sup>

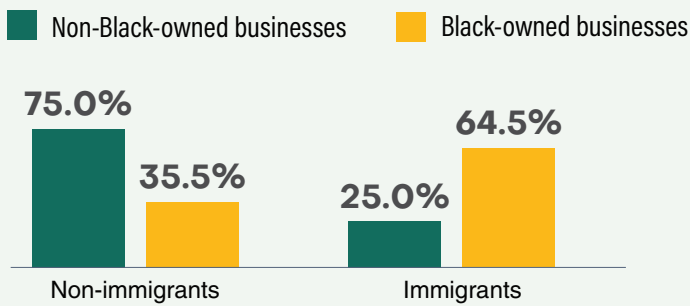
In 2020, there were an estimated **144,980 Black-owned businesses in Canada**, representing **2.4%** of the total number of businesses in the country.<sup>3</sup>

Black-owned businesses are more likely to be owned by immigrants, younger people, and the self-employed.

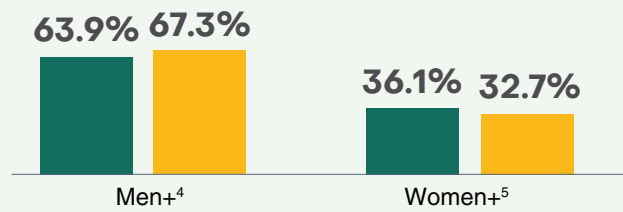


## → Percentage of Black-owned and non-Black-owned businesses, by owner characteristics

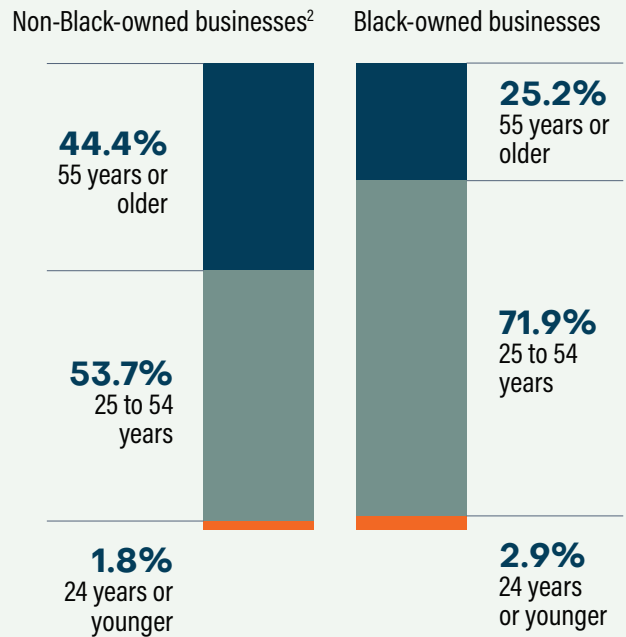
### Immigrant status



### Gender



### Age of primary owner



## → Percentage of Black-owned and non-Black-owned businesses, by business characteristics

### Self-employed (sole proprietorship)

**59.6%** NON-BLACK-OWNED BUSINESSES

**69.5%** BLACK-OWNED BUSINESSES



In 2020, close to **1%** of federal business innovation and growth support (BIGS) went to Black-owned businesses. This represents approximately **\$42 million** of the total **\$3.8 billion** in federal funding through BIGS.

Black-owned businesses that received federal support through BIGS were more likely to be owned by immigrants (56.7%) than non-Black-owned businesses that received support (22.0%).

Notes:

- Business owners are defined as the primary owners of active businesses operating in Canada, including those with self-employment income. The primary business owner is the individual most likely to be the business owner (or manager) among all known owners and office bearers. This primary owner is a single person with the largest ownership share. If multiple owners meet this criterion, the primary owner is the person with the largest total income.
- Percentages do not always add up to 100% due to rounding.
- Owners who could not be linked to a census record were imputed.
- This category includes men and may also include some non-binary persons.
- This category includes women and may also include some non-binary persons.

Sources: Statistics Canada, Business Linkable File Environment, 2020, Business Innovation and Growth Support, 2020, Census of Population, 2001, 2006, 2016, 2021, National Household Survey, 2011, and Longitudinal Immigration Database, 2020.

© His Majesty the King in Right of Canada, as represented by the Minister of Industry, 2023

Catalogue number: 11-627-M | ISBN: 978-0-660-67819-1