

MONTHLY STATISTICAL BULLETIN STATISTIQUE MENSUEL

Canada Pension Plan
Régime de pensions du Canada

Old Age Security
Sécurité de la vieillesse



March 2024 / Mars 2024



Employment and
Social Development Canada

Emploi et
Développement social Canada

INTRODUCTION

This document provides monthly statistics on Canada Pension Plan (CPP) and Old Age Security (OAS) benefits payments and associated number of beneficiaries.

The statistical tables presented in this bulletin are based on CPP and OAS administrative data. Certain tables also provide annual statistics for comparison purposes. A complete set of annual statistics is provided in the publication entitled “The Annual CPP and OAS Stats Book”.

The Monthly Statistical Bulletin and the Annual CPP and OAS Stats Book are both available on the Government of Canada web site at the following link: [Government of Canada Publications](#).

Selected tables from this document are available on the Open Government Platform of Canada at : [Statistics related to the Old Age Security Program and the Canada Pension Plan - Canada.ca](#).

Produced by:
The International and Domestic Policy, Statistics and Agreements
Division
Seniors and Pensions Policy Secretariat
Employment and Social Development Canada

INTRODUCTION

Ce document présente des statistiques sur les paiements et les bénéficiaires des prestations du Régime de pensions du Canada (RPC) et la Sécurité de la vieillesse (SV).

Les tableaux statistiques présentés dans ce bulletin proviennent des données administratives du RPC et de la SV. Certains tableaux présentent aussi des statistiques annuelles pour fin de comparaison. Un ensemble complet des statistiques annuelles est produit dans la publication intitulée « Le livre sur les statistiques du RPC et de la SV ».

Le Bulletin statistique mensuel et le livre sur les statistiques annuelles sont tous deux disponibles sur le site web du Gouvernement du Canada suivant : [Publication du gouvernement du Canada](#).

Certains tableaux de ce document sont disponibles sur le site des données ouvertes : [Statistiques concernant le programme de la Sécurité de la vieillesse et le Régime de pensions du Canada - Canada.ca](#).

Produit par:
La Division des Politiques, statistiques et accords
internationaux et nationaux
Secrétariat des politiques sur les aînés et les pensions
Emploi et Développement social Canada



Table of Contents

LIST OF TABLES

Canada Pension Plan


- 1 - Net amount paid for benefits, by province, by type and by calendar year
- 2 - Net amount paid for benefits, by type, by province and by fiscal year
- 3 - Number of benefits, by province and by type
- 4 - Number of new benefits, by province and by type
- 5 - Number of new benefits, by province and by type, year to date
- 6 - Gross amount paid for benefits, by province and by type
- 7 - Gross amount paid for new benefits, by province and by type
- 8 - Average amount paid for benefits, by province and by type
- 9 - Average amount paid for new benefits, by province and by type
- 10 - Distribution of Retirement Pensions, by Age and by Gender
- 11 - Distribution of New Retirement Pensions, by Age and by Gender
- 12 - Distribution of disability pensions, by age and by gender
- 13 - Distribution of new disability pensions, by age and by gender
- 14 - Distribution of death benefits, by age (at death) and by gender of deceased contributor
- 15 - Distribution of survivor's pensions, by age and by gender
- 16 - Distribution of new survivor's pensions, by age and by gender
- 17 - Distribution of Combined Retirement and Survivor's Pensions, by Age and by Gender
- 18 - Distribution of New Combined Retirement and Survivor's Pensions, by Age and by Gender

Table des matières

LISTE DES TABLEAUX

Régime de pensions du Canada

- 1 - Montant net payé pour les prestations, selon la province, le type et l'année civile
- 2 - Montant net payé pour les prestations, selon le type, la province et pour l'année financière
- 3 - Nombre de prestations, selon la province et le type
- 4 - Nombre de nouvelles prestations, selon la province et le type
- 5 - Nombre de nouvelles prestations, selon la province et le type depuis le début de l'année
- 6 - Montant brut versé pour les prestations, selon la province et le type
- 7 - Montant brut versé pour les nouvelles prestations, selon la province et le type
- 8 - Montant moyen versé pour les prestations, selon la province et le type
- 9 - Montant moyen versé pour les nouvelles prestations, selon la province et le type
- 10 - Répartition des prestations de retraite, selon l'âge et le sexe
- 11 - Répartition des nouvelles prestations de retraite, selon l'âge et le sexe
- 12 - Répartition des prestations d'invalidité, selon l'âge et le sexe
- 13 - Répartition des nouvelles prestations d'invalidité, selon l'âge et le sexe
- 14 - Répartition des prestations de décès, selon l'âge (au décès) et le sexe du cotisant décédé
- 15 - Répartition des prestations de survivant, selon l'âge et le sexe
- 16 - Répartition des nouvelles prestations de survivant, selon l'âge et le sexe
- 17 - Répartition des prestations de retraite et de survivant combinées, selon l'âge et le sexe
- 18 - Répartition des nouvelles prestations de retraite et de survivant combinées, selon l'âge et le sexe



19 - Combined Disability and Survivor's Pensions, by Gender

20 - New Combined Disability and Survivor's Pensions, by Age and by Gender

21 - Disability pensions by class of principal diagnosis and by age

22 - Number of benefits paid under International Agreements on social security

23 - Gross amount paid under International Agreements on social security

24 - Benefits paid outside Canada with an agreement, by country of residence and by type

25 - Benefits paid outside Canada without an agreement, by country of residence and by type

19 - Répartition des prestations d'invalidité de survivant combinées, selon l'âge et le sexe

20 - Répartition des nouvelles prestations d'invalidité de survivant combinées, selon l'âge et le sexe


21 - Prestations d'invalidité selon la cause principale d'invalidité et l'âge

22 - Nombre de prestations versé pour les prestations sous les accords internationaux de sécurité sociale

23 - Montant brut versé pour les prestations sous les accords internationaux de sécurité sociale

24 - Les prestations payées à l'extérieur du Canada avec accord, selon le pays de résidence et le type

25 - Les prestations payées à l'extérieur du Canada sans accord, selon le pays de résidence et le type



Old Age Security

- 26 - Maximum monthly rate for the Old Age Security program, by type
- 27 - Net amount paid for the Old Age Security Program, by province, by type and by calendar year
- 28 - Net amount paid for the Old Age Security Program, by province by type and by fiscal year
- 29 - Net Amount Paid for Old Age Security Benefits, by Province and by type
- 30 - Net amount paid for Old Age Security Benefits, by province and by type, fiscal year to date
- 31 - Number of persons receiving Old Age Security Benefits, by province and by type
- 32 - Gross amount paid for Old Age Security Benefits, by province and by type
- 33 - Number of Old Age Security Pensions, by province and by rate
- 34 - Gross amount paid for Old Age Security Pensions, by province and by rate
- 35 - GIS all types, number and gross amount paid, by province and by type
- 36 - GIS single pensioner, number and gross amount paid, by province and by type
- 37 - GIS partner is a pensioner, number and gross amount paid, by province and by type
- 38 - GIS partner non-pensioner, number and gross amount paid, by province and by type
- 39 - GIS partner receives allowance, number and gross amount paid, by province and by type
- 40 - Allowances, number and gross amount paid, by province and by type
- 41 - Regular allowances, number and gross amount paid, by province and by type
- 42 - Extended allowances, number and gross amount paid, by province and by type
- 43 - Allowances for the survivor, number and gross amount paid, by province and by type

Sécurité de la vieillesse

- 26 - Taux mensuel maximum pour le programme de la sécurité de la vieillesse, selon le type
- 27 - Montant net payé pour le programme de la sécurité de la vieillesse, selon la province, le type et l'année civile
- 28 - Montant net payé pour le programme de la sécurité de la vieillesse, selon la province, le type et pour l'année financière
- 29 - Montant net versé pour les prestations de la sécurité de la vieillesse, selon la province et le type
- 30 - Montant net versé pour les prestations de la sécurité de la vieillesse, selon la province et le type depuis le début de l'année fiscale
- 31 - Nombre de personnes recevant des prestations de la sécurité de la vieillesse, selon la province et le type
- 32 - Montant brut versé pour les prestations de la sécurité de la vieillesse, selon la province et le type
- 33 - Nombre de prestations de la sécurité de la vieillesse, selon la province et le taux
- 34 - Montant brut versé pour les prestations de la sécurité de la vieillesse, selon la province et le taux
- 35 - SRG - toutes les prestations, nombre et montant brut versé, selon la province et le type
- 36 - SRG - pensionné seul, nombre et montant brut versé, selon la province et le type
- 37 - SRG - conjoint est pensionné, nombre et montant brut versé, selon la province et le type
- 38 - SRG - conjoint est non-pensionné, nombre et montant brut versé, selon la province et le type
- 39 - SRG - conjoint reçoit l'allocation, nombre et montant brut versé, selon la province et le type
- 40 - Allocations, nombre et montant brut versé, selon la province et le type
- 41 - Allocations régulières, nombre et montant brut versé, selon la province et le type
- 42 - Allocations prolongées, nombre et montant brut versé, selon la province et le type
- 43 - Allocations au survivant, nombre et montant brut versé, selon la province et le type



44 - Number of new benefits, by province and by type

45 - Number of new benefits, by gender, by province and by type

46 - Number and gross amount paid to persons residing outside Canada, by province and by type

47 - Number of benefits paid under International Agreements on social security

48 - Gross amount paid under International Agreements on social security by country of agreement

49 - Old Age Security benefits paid outside Canada, by country of residence and by calendar year

44 - Nombre de nouvelles prestations selon la province et le type


45 - Nombre de nouvelles prestations , selon le sexe , la province et le type

46 - Nombre et montant brut versé aux personnes résidant à l'extérieur du Canada, selon la province et le type

47 - Nombre de prestations versées sous les accords internationaux de sécurité sociale

48- Montant brut versé pour les prestations sous les accords internationaux de sécurité sociale selon le pays de l'accord

49 - Prestations payées à l'extérieur du Canada, selon le pays de résidence et l'année civile



DEFINITIONS, TERMINOLOGY AND NOTES


GENERAL NOTES

- (1) As some tables have been discontinued over time, those table numbers are no longer included.
- (2) In order to ensure client confidentiality, an “X” has been placed where the number of clients receiving a particular benefit is equal to or below 9. An “X” has also been used for the associated payment amounts, including the averages if applicable. In order to avoid residual disclosure, an “X” has also been placed where the next lowest number of clients was found, which may be below, equal to, or above 9.
- (3) Tables 3, 6, and 8 include CPP benefits paid outside Canada or under international social security agreements. Tables 22 to 25 specifically concern benefits paid outside Canada or under international social security agreements.
- (4) Tables 3, 6 and 8 concern benefits by province and type, where the total count, the payments and the average associated with benefits include new benefits.
- (5) Tables 4, 7, and 9 concern the total count, the payments and the average payment associated with only new benefits.
- (6) Table 5 provides the year to date total count of new benefits.
- (7) Tables 21, 24 (A and B), 25 (A and B) and 49 provide data for only the month of December, along with annual data for comparison purposes.
- (8) Under the OAS section, tables 44 and 45 provide new benefits.

DÉFINITIONS, TERMINOLOGIE ET NOTES

NOTES GÉNÉRALES

- (1) Comme certains tableaux ont été discontinués à travers le temps, ces numéros de tableaux ne sont plus inclus.
- (2) En guise de protection des renseignements personnels des clients, un « X » a été placé dans le cas où le nombre de clients recevant une prestation est égal ou inférieur à 9. Un « X » a aussi été utilisé pour les montants de paiements qui y sont associés ou les moyennes, si applicables. Afin d'éviter la divulgation par recoupement, un « X » a aussi été mis au nombre suivant de clients le moins élevé, lequel peut être inférieur, égal ou supérieur à 9.
- (3) Les tableaux 3, 6 et 8 couvrent les prestations du RPC versées à l'extérieur du Canada ou en vertu des accords internationaux de sécurité sociale. Les tableaux 22 à 25 couvrent spécifiquement les prestations versées à l'extérieur du Canada ou en vertu des accords internationaux de sécurité sociale.
- (4) Les tableaux 3, 6 et 8 concernent les prestations selon la province et le type, avec le compte total, les paiements et la moyenne associés aux prestations incluant les nouvelles prestations.
- (5) Les tableaux 4, 7, et 9 concernent le compte total, les paiements et les moyennes associés aux seulement aux prestations nouvelles.
- (6) Le tableau 5 présentent les données depuis le début de l'année.
- (7) Les tableaux 21, 24 (A et B), 25 (A et B) et 49 présentent des données pour le mois de décembre seulement, ainsi que pour l'année civile pour fin de comparaison.
- (8) Sous la section concernant les prestations de la SV, les tableaux 44 et 45 présentent les nouvelles prestations.



CANADA PENSION PLAN

Terms are defined under the first table in which they appear in this section.

TABLE 1

Net Amount

Audited CPP expenditure amounts used in the Public Accounts of Canada Summary Report and Consolidated Financial Statements prepared by the Receiver General.

Source: Payment system.

Province

Province or territory of residence of the beneficiary. Beneficiaries living outside Canada appear in the Category "Outside Canada".

Outside Canada

People who are receiving a benefit while residing outside Canada.

International Agreement

An agreement by which two countries agree to provide equal treatment to the residents of both countries under each country's laws on social security.

Unknown Residence

The implementation of Information Technology Renewal Delivery System (ITRDS) created this new category due to technical difficulties. Once resolved this category should refer to a low volume of beneficiaries.

RÉGIME DE PENSIONS DU CANADA

Les termes sont définis sous le premier tableau dans lequel ils apparaissent dans cette section.

TABLEAU 1

Montant net

Montants de dépenses audité du RPC utilisés dans les Comptes publics du Canada revue états financiers consolidés établis par le receveur général.

Source : Système de paiement.

Province

Province ou territoire de résidence du bénéficiaire. Les bénéficiaires qui habitent à l'extérieur du Canada sont présentés sous la rubrique « à l'extérieur du Canada ».

À l'extérieur du Canada

Personnes qui reçoivent une prestation et qui résident à l'extérieur du Canada.

Accord international

Une entente par laquelle deux pays acceptent d'accorder à leurs résidents l'égalité de traitement lorsqu'il s'agit d'appliquer la loi pour la sécurité sociale propre à chaque pays.

Résidence inconnue

Suite à la mise en place du système d'exécution du renouvellement de la technologie de l'information (SERTI), cette catégorie a dû être créée en raison de problèmes techniques. Une fois ceux-ci résolus cette catégorie ne devrait contenir qu'un très faible volume de bénéficiaires.




TABLE 3

Number of Benefits

Number of benefits paid in the month including benefits paid for the first time.

To obtain the number of beneficiaries, the number of combined pensions must be deducted from the “Total” column.

Children of Disabled Contributor and Children of Deceased Contributor

The age group 18-24 also includes those who turned 25 during the month.

Combined Pensions

Persons receiving a survivor’s pension may also be entitled to a retirement or disability pension based on their own CPP contributions. In these cases, the surviving spouse receives a combined survivor/retirement pension or a survivor/disability pension. These pensions are included in their respective category, as well as in the “Combined” category.

International Agreement

An agreement by which two countries agree to provide equal treatment to the residents of both countries under each country’s laws on social security.

TABLE 4

New Benefits

Benefits paid for the first time. The month in which the first payment is issued may be later than the effective month of the benefit.

TABLE 6

Gross Amount

Benefit entitlement amount before taxes that does not take into consideration overpayments and underpayments.
Source: Benefit adjudication system.

TABLEAU 3

Nombre de prestations

Nombre de prestations versées dans le mois incluant les prestations versées pour la première fois.

Pour obtenir le nombre de bénéficiaires, le nombre de pensions combinées doit être soustrait de la colonne « Total ».

Enfants de cotisant invalide et enfants de cotisant décédé

Le groupe d’âge 18-24 comprend ceux qui ont eu 25 ans dans le mois.

Pensions combinées

Les personnes recevant une pension de survivant peuvent aussi avoir droit à une pension de retraite ou d’invalidité d’après leurs propres cotisations au RPC. Dans ces cas, le conjoint survivant reçoit une pension combinée de survivant et de retraite ou de survivant et d’invalidité. Ces pensions sont déjà présentées dans leur propre catégorie ainsi que dans la catégorie « combinées ».

Accord international

Une entente par laquelle deux pays acceptent d’accorder à leurs résidents l’égalité de traitement lorsqu’il s’agit d’appliquer la loi pour la sécurité sociale propre à chaque pays.

TABLEAU 4


Nouvelles prestations

Prestations versées pour la première fois. Le mois au cours duquel le premier versement est effectué peut être postérieur au mois d’entrée en vigueur de la prestation.

TABLEAU 6

Montant brut

Montant admissible aux prestations avant impôt qui ne comprend pas les trop-payés et les moins-payés.
Source : Système d’adjudication des prestations.



OLD AGE SECURITY

Terms are defined under the first table in which they appear in this section.

TABLE 27

Net Amount

Represents the amount paid for Old Age Security (OAS) benefits before personal income taxes and does not include the OAS Recovery Tax.

Source: Payment system.

Place of Residence

Province or territory of residence of the beneficiary. Beneficiaries living outside Canada are included under their last province or territory of residence in Canada.

International Agreement

OAS Benefits paid to persons living in Canada and abroad under reciprocal Social Security Agreements.

Old Age Security Pension

Persons receiving an OAS pension.

Guaranteed Income Supplement

The Guaranteed Income Supplement (GIS) is paid to OAS pensioners is based on their income and marital status. (See also the "Guaranteed Income Supplement" definition under Tables 36-39).

Allowances

Includes the Allowance (ALW) and the ALW for the Survivor, paid to low-income Canadians aged 60 to 64 who are the spouses or common-law partners of GIS recipients, or who are widows or widowers (See also the "Allowances" definition under Tables 40-43).

SÉCURITÉ DE LA VIEILLESSE

Les termes sont définis dans le premier tableau sous lequel ils apparaissent dans cette section.

TABLEAU 27

Montant net

Représente le montant versé pour les prestations de la Sécurité de la vieillesse (SV) avant impôt sur le revenu des particuliers et n'inclut pas la taxe de récupération de la SV. Source: Système de paiement.

Lieu de résidence

Province ou territoire de résidence du bénéficiaire. Le dernier lieu de résidence (province ou territoire) au Canada a été retenu comme lieu de résidence des bénéficiaires qui habitent à l'extérieur du Canada.

Accord international

Prestations de la SV versées aux personnes résidant au Canada ou à l'étranger en vertu d'accords réciproques sur la sécurité sociale.

Pension de la Sécurité de la vieillesse

Personnes recevant une pension de la SV.

Supplément de revenu garanti

Le Supplément de revenu garanti (SRG) est payé aux pensionnés de la SV sur la base de leur revenu et de leur état civil. (Voir aussi la définition « Supplément de revenu garanti » sous les tableaux 36 à 39).

Allocations

Comprend l'Allocation (ALC) et l'ALC au survivant, payées aux Canadiens à faible revenu âgés de 60 à 64 ans dont l'époux ou le conjoint de fait touche le SRG ou est décédé (Voir aussi la définition « Allocations » sous les tableaux 40 à 43).




TABLE 31GIS as % of OAS

The percentage of the total number of OAS pensioners who are in receipt of a Guaranteed Income Supplement.

TABLE 32Gross Amount

Benefit entitlement amount before taxes that does not take into consideration overpayments and underpayments, and the OAS Recovery Tax.

Source: Benefit adjudication system.

TABLE 33Old Age Security

Domestic – Persons receiving an OAS pension in Canada.

Foreign – Persons receiving an OAS pension outside Canada.

1-39/40th – Pensioners who meet the residence requirements for a partial OAS pension.

40/40th – Pensioners who meet residence requirements for a full OAS pension.

TABLES 36-39Guaranteed Income Supplement

Single pensioner – OAS pensioners who are single, separated, divorced or widowed and receiving a maximum or partial GIS at the “single” rate.

Spouse is a pensioner – Married and common-law couples, where both spouses are OAS pensioners receiving a maximum or partial GIS at the “married” rate. Both spouses receiving a benefit are counted in the number of beneficiaries.

TABLEAU 31SRG en % de la SV

Le pourcentage du nombre total de pensionnés de la SV qui reçoivent le SRG.

TABLEAU 32Montant brut

Montant admissible aux prestations avant impôt qui ne comprend pas les trop-payés et les moins-payés, ainsi que l'Impôt de récupération de la SV.

Source : Système d'adjudication des prestations.

TABLEAU 33Sécurité de la vieillesse

Au pays – Personnes recevant la pension de la SV au Canada.

À l'étranger – Personnes recevant la pension de la SV à l'extérieur du Canada.


1-30/40e – Pensionnés répondant aux exigences relatives à la résidence pour une pension partielle de la SV.

40/40e – Pensionnés répondant aux exigences relatives à la résidence pour une pension intégrale de la SV.

TABLEAUX 36-39Supplément de revenu garanti

Pensionné célibataire – Pensionnés de la SV qui sont célibataires, séparés, divorcés ou veufs et qui reçoivent le SRG maximal ou partiel versé au taux de « personne seule ».

Le conjoint est un pensionné – Couples mariés ou vivant en union de fait, où les deux conjoints sont des pensionnés de la SV recevant le SRG maximal ou partiel versé au taux de « personne mariée ». Les deux conjoints sont comptés dans le nombre des bénéficiaires.



Spouse is not a pensioner – Married and common-law couples, where one spouse is an OAS pensioner receiving a maximum or partial GIS at the “single” rate. The other spouse is not receiving the OAS pension or the ALW, and is not counted in the number of beneficiaries.

Spouse is in receipt of ALW – Married and common-law couples, where one spouse is an OAS pensioner receiving a maximum or partial GIS at the “married” rate, and the other spouse is receiving an Allowance. The spouse receiving ALW is counted among ALW beneficiaries.

TABLES 40-43

Allowances

Allowances include the Allowance (paid to the 60 to 64 year old spouse/common law partner of a pensioner in receipt of OAS and GIS) and the Allowance for the survivor (paid to a widow or widower aged 60 to 64). In this report, the Extended Spouse’s Allowance and the Allowance for the Survivor are presented separately in Tables 42 and 43, even though together, they make up the Allowance for the survivor.

TABLE 44

New Benefits

Benefits paid for the first time. The month in which the first payment is issued may be later than the effective month of the benefit.

New GIS Benefits

Because the GIS are income-tested benefits, New GIS Benefits refers to benefits paid for the first time or following an interruption in the benefit payment. . The month in which the first payment is issued may be later than the effective month of the benefit.

Le conjoint n’est pas un pensionné – Couples mariés ou vivant en union de fait, où un conjoint est un pensionné de la SV recevant le SRG maximal ou partiel versé au taux de « personne seule ». L’autre conjoint ne reçoit pas la pension de la SV ou ALC et il n’est pas compté dans le nombre des bénéficiaires.

Le conjoint reçoit l’allocation – Couples mariés ou vivant en union de fait, où un conjoint est un pensionné de la SV recevant le SRG maximal ou partiel versé au taux de « personne mariée » et l’autre conjoint reçoit l’allocation. Le conjoint recevant l’ALC est compté parmi les bénéficiaires de l’ALC.

TABLEAUX 40 à 43

Allocations

Les Allocations comprennent l’Allocation (versée au conjoint ou conjoint de fait âgé de 60 à 64 ans d’un pensionné recevant la SV et le SRG) et l’Allocation au survivant (versée à un veuf ou à une veuve âgée de 60 à 64 ans). Dans ce rapport, l’Allocation prolongée au conjoint et l’Allocation au survivant sont présentées séparément dans les Tableaux 42 et 43, même si ensemble, elles constituent l’Allocation au survivant.

TABLEAU 44

Nouvelles prestations

Prestations versées pour la première fois. Le mois au cours duquel le premier versement est effectué peut être postérieur au mois d’entrée en vigueur de la prestation.

Nouvelles prestations du SRG

Puisque le SRG est fondé sur le revenu, le terme Nouvelles prestations du SRG se rapporte aux prestations versées pour la première fois ainsi que celles qui suivent une interruption de la prestation. Le mois au cours duquel le premier versement est effectué peut être postérieur au mois d’entrée en vigueur de la prestation.



TABLE 46

Benefits Paid Outside Canada

Number and amount paid to persons receiving Old Age Security Benefits outside Canada according to the last province or territory of residence in Canada.

TABLE 47

International Agreement

An agreement that allows for the coordination of two countries' social security programs and makes social security benefits portable between these countries.

Country of Agreement

Country with which Canada signed a reciprocal social security agreement.

Domestic

People who are in Canada, and are receiving a benefit due to an agreement between Canada and another country.

Foreign

People who are outside Canada, and are receiving a benefit due to an agreement between Canada and another country.

TABLEAU 46

Prestations versées à l'extérieur du Canada

Nombre et montant versé aux personnes recevant une prestation de la Sécurité de la vieillesse à l'extérieur du Canada, selon la dernière province ou le dernier territoire de résidence du bénéficiaire.

TABLEAU 47

Accord international

Accord permettant la coordination des programmes de sécurité sociale entre deux pays et assure que les prestations de sécurité sociale soient transférables entre ces pays.

Pays de l'accord


Pays avec lequel le Canada a signé un accord réciproque sur la sécurité sociale.

Au pays

Personnes qui vivent au Canada et qui reçoivent une prestation en raison d'un accord entre le Canada et un autre pays.

À l'étranger

Personnes qui vivent à l'extérieur du Canada et qui reçoivent une prestation en raison d'un accord entre le Canada et un autre pays.



NET AMOUNT PAID FOR BENEFITS, BY PROVINCE AND BY TYPE FOR THE YEAR 2023 (\$ '000)
MONTANT NET PAYÉ POUR LES PRESTATIONS, SELON LA PROVINCE ET LE TYPE POUR L'ANNÉE 2023 (\$ '000)

| Province | Retirement | Disability | Children of Disabled Contributor Enfant de cotisant invalide | | Survivor | Children of Deceased Contributor Enfant de cotisant décédé | | Death | Post Retirement | Post Retirement Disability Après - retraite Invalide | Total | Combined Combinées |
|--|---------------------|--------------------|---|-----------------|--------------------|---|-----------------|------------------|--------------------|---|---------------------|-----------------------|
| | Retraite | Invalidité | -18 | 18-24 | Survivant | -18 | 18-24 | Décès | Après - retraite | Invalide | | |
| NFLD.&LAB./T-N.&LAB. | 976,741.6 | 129,330.8 | 6,586.9 | 1,597.2 | 141,737.6 | 4,136.7 | 1,018.5 | 11,012.8 | 43,476.7 | | 1,315,638.8 | 247,230.0 |
| P.E.I./Î.-P.-É. | 285,280.5 | 35,849.4 | 2,222.8 | 506.8 | 35,940.0 | 1,308.9 | 400.2 | 3,265.1 | 12,954.0 | | 377,727.8 | 74,509.1 |
| N.S./N.-É. | 1,890,805.9 | 271,460.6 | 14,956.3 | 3,420.9 | 256,831.9 | 7,455.6 | 2,234.7 | 20,589.9 | 64,182.5 | | 2,531,938.3 | 480,763.7 |
| N.B./N.-B. | 1,471,090.6 | 171,164.2 | 8,928.1 | 1,720.6 | 194,484.7 | 5,944.9 | 1,328.4 | 15,371.8 | 56,953.5 | | 1,926,986.8 | 361,052.0 |
| QUE./QUÉ. | 163,890.4 | 18,718.2 | 935.1 | 199.9 | 27,541.4 | 1,034.6 | 270.9 | 3,249.9 | 9,287.3 | | 225,127.7 | 31,705.0 |
| ONTARIO | 23,445,459.2 | 2,154,491.5 | 132,729.5 | 31,346.4 | 2,535,570.7 | 85,845.0 | 24,881.6 | 232,641.6 | 578,538.4 | | 29,221,503.9 | 5,573,867.7 |
| MANITOBA | 2,092,490.4 | 170,356.0 | 8,558.3 | 1,131.2 | 250,563.6 | 8,982.8 | 1,655.6 | 22,925.1 | 65,784.7 | | 2,622,447.6 | 533,849.2 |
| SASKATCHEWAN | 1,780,594.8 | 122,810.0 | 6,927.2 | 772.4 | 225,912.0 | 9,376.5 | 1,342.3 | 18,737.7 | 58,100.7 | | 2,224,573.7 | 453,528.4 |
| ALBERTA | 6,142,580.9 | 581,946.3 | 33,812.1 | 3,398.3 | 647,123.2 | 36,291.6 | 5,206.0 | 61,235.5 | 181,900.8 | | 7,693,494.6 | 1,350,646.4 |
| B.C./C.-B. | 8,555,591.4 | 790,414.1 | 45,678.1 | 5,277.3 | 871,614.8 | 32,660.1 | 5,004.0 | 79,972.4 | 218,402.5 | | 10,604,614.7 | 1,869,934.4 |
| YUKON | 63,621.4 | 4,258.4 | 279.4 | 8.3 | 5,076.8 | 417.3 | 23.1 | 546.1 | 2,595.1 | | 76,825.9 | 11,827.3 |
| N.W.T./T.N.-O. | 64,187.4 | 5,899.4 | 515.0 | 12.5 | 8,210.9 | 1,723.6 | 81.0 | 506.3 | 3,903.7 | | 85,039.7 | 13,096.6 |
| OUT./EXT. CANADA | 759,093.0 | 11,095.4 | 819.5 | 139.3 | 120,011.6 | 3,424.2 | 817.5 | 7,915.9 | 2,147.8 | | 905,464.1 | 120,977.6 |
| UNKNOWN RESIDENCE/ RÉSIDENCE INCONNUE | 89.6 | 1.6 | 28.0 | 213.6 | 6.0 | 23.7 | 148.7 | 0.0 | 2.2 | 43,649.0 | 44,162.4 | 14.0 |
| T O T A L | 47,691,517.0 | 4,467,796.0 | 262,976.4 | 49,744.6 | 5,320,625.0 | 198,625.5 | 44,412.5 | 477,970.0 | 1,298,230.0 | 43,649.0 | 59,855,546.0 | 11,123,001.3 |

NOTE: Does not include benefits paid under international agreements on social security.
N'inclut pas les prestations payées sous les accords internationaux de sécurité sociale.

CANADA PENSION PLAN
RÉGIME DE PENSIONS DU CANADA

NET AMOUNT PAID FOR BENEFITS, BY TYPE AND BY PROVINCE FOR FISCAL YEAR 2022-2023 (\$'000)
MONTANT NET PAYÉ POUR LES PRESTATIONS, SELON LE TYPE ET LA PROVINCE POUR L'ANNÉE FINANCIÈRE 2022-2023 (\$'000)

| Province | Retirement Retraite | Disability Invalidité | Children of Disabled Contributor Enfant de cotisant invalide | | Survivor Survivant | Children of Deceased Contributor Enfant de cotisant décédé | | Death Décès | Post Retirement Après - retraite | Post Retirement Disability Après - retraite Invalidité | Total | Combined Combinées | Net Overpayments Versements Excédentaires | Total less Net OverPayments Total moins Versements Excédentaires |
|--|------------------------|--------------------------|---|-----------------|-----------------------|---|-----------------|------------------|-------------------------------------|---|---------------------|-----------------------|--|--|
| | | | -18 | 18-24 | | -18 | 18-24 | | | | | | | |
| NFLD.&LAB./T-N.&LAB. | 913,652.0 | 121,720.2 | 6,158.0 | 1,416.0 | 134,575.7 | 3,866.0 | 969.4 | 10,865.3 | 38,927.5 | | 1,232,150.1 | 229,608.7 | | |
| P.E.I./Î.-P.-É. | 266,262.1 | 34,245.1 | 2,149.4 | 473.7 | 33,934.1 | 1,212.3 | 397.9 | 3,227.2 | 11,677.7 | | 353,579.4 | 69,506.0 | | |
| N.S./N.-É. | 1,771,805.1 | 259,636.1 | 14,222.2 | 3,288.5 | 245,210.4 | 6,943.2 | 2,110.2 | 21,259.0 | 57,646.1 | | 2,382,120.8 | 451,514.4 | | |
| N.B./N.-B. | 1,376,803.8 | 161,174.5 | 8,341.1 | 1,649.0 | 184,704.8 | 5,402.8 | 1,156.0 | 16,602.6 | 50,713.5 | | 1,806,548.0 | 337,007.4 | | |
| QUE./QUÉ. | 152,839.9 | 17,721.0 | 821.8 | 213.8 | 25,345.1 | 1,013.4 | 295.3 | 2,799.1 | 8,360.7 | | 209,410.2 | 29,697.7 | | |
| ONTARIO | 21,930,558.6 | 2,080,922.1 | 128,405.0 | 29,866.3 | 2,415,725.7 | 79,910.5 | 22,915.6 | 219,118.9 | 518,491.2 | | 27,425,913.8 | 5,234,102.6 | | |
| MANITOBA | 1,966,802.2 | 163,671.9 | 8,202.7 | 1,294.4 | 240,029.2 | 8,415.1 | 1,726.0 | 20,456.4 | 59,148.9 | | 2,469,747.0 | 503,687.7 | | |
| SASKATCHEWAN | 1,667,575.6 | 117,742.2 | 6,626.6 | 912.1 | 217,908.8 | 8,783.7 | 1,414.9 | 16,914.2 | 52,571.8 | | 2,090,449.9 | 429,356.1 | | |
| ALBERTA | 5,685,488.8 | 557,364.3 | 31,714.4 | 3,581.6 | 613,518.0 | 33,753.3 | 5,333.7 | 56,330.7 | 162,962.8 | | 7,150,047.5 | 1,258,893.1 | | |
| B.C./C.-B. | 8,007,042.8 | 770,269.6 | 44,087.1 | 5,690.0 | 831,789.3 | 30,767.1 | 5,264.7 | 70,420.3 | 195,843.9 | | 9,961,174.8 | 1,761,528.2 | | |
| YUKON | 59,179.4 | 4,128.9 | 238.0 | 11.3 | 4,808.8 | 369.9 | 25.6 | 598.0 | 2,325.4 | | 71,685.3 | 11,074.2 | | |
| N.W.T./T.N.-O. | 59,394.5 | 5,851.2 | 500.2 | 17.1 | 7,693.7 | 1,659.6 | 90.3 | 430.9 | 3,473.0 | | 79,110.5 | 12,150.0 | | |
| OUT./EXT. CANADA | 710,515.6 | 10,551.4 | 805.1 | 156.2 | 112,750.2 | 3,288.9 | 801.9 | 6,977.3 | 1,855.5 | | 847,702.3 | 113,102.2 | | |
| UNKNOWN RESIDENCE/ RÉSIDENCE INCONNUE | 79.7 | 1.6 | 29.5 | 128.8 | 6.3 | 19.5 | 93.0 | 0.0 | 1.9 | 41,000.0 | 41,360.3 | 9.1 | -166,000.0 | |
| T O T A L | 44,568,000.0 | 4,305,000.0 | 252,301.0 | 48,699.0 | 5,068,000.0 | 185,405.3 | 42,594.7 | 446,000.0 | 1,164,000.0 | 41,000.0 | 56,121,000.0 | 10,441,237.4 | -166,000.0 | 55,955,000.0 |

NOTE: Does not include benefits paid under international agreements on social security.
N'inclut pas les prestations payées sous les accords internationaux de sécurité sociale.

CANADA PENSION PLAN
RÉGIME DE PENSIONS DU CANADA

NUMBER OF BENEFITS, BY PROVINCE AND BY TYPE
NOMBRE DE PRESTATIONS, SELON LA PROVINCE ET LE TYPE

| Province | Retirement | | Children of Disabled Contributor Enfant de cotisant invalide | | Survivor's | Children of Deceased Contributor Enfant de cotisant décédé | | T O T A L | Post Retirement Benefit | Death Décès | Retirement and Survivor | Disability and Survivor | Combined Combinées |
|--|------------------|----------------|---|---------------|------------------|---|---------------|------------------|---------------------------------|----------------|----------------------------|----------------------------|-----------------------|
| | Retraite | Invalidité | -18 | 18-24 | Survivant | -18 | 18-24 | | Prestations après - retraite | | Retraite et survivant | Invalidité et survivant | |
| | | | | | | | | | | | | | |
| P.E.I./Î.-P.-É. | 39,833 | 2,627 | 499 | 125 | 8,807 | 333 | 109 | 52,333 | 69,180 | 175 | 7,277 | 130 | 7,407 |
| N.S./N.-É. | 252,552 | 19,283 | 3,393 | 846 | 55,289 | 1,899 | 552 | 333,814 | 330,563 | 925 | 44,103 | 954 | 45,057 |
| N.B./N.-B. | 213,082 | 12,269 | 2,086 | 415 | 43,728 | 1,576 | 306 | 273,462 | 307,796 | 799 | 35,407 | 503 | 35,910 |
| QUE./QUÉ. | 21,979 | 1,250 | 227 | 50 | 6,015 | 267 | 71 | 29,859 | 45,963 | 138 | 2,824 | 32 | 2,856 |
| ONTARIO | 2,821,916 | 143,735 | 29,620 | 7,955 | 570,172 | 22,287 | 6,989 | 3,602,674 | 2,765,760 | 9,901 | 473,775 | 5,742 | 479,517 |
| MANITOBA | 262,147 | 11,887 | 1,965 | 240 | 56,700 | 2,332 | 399 | 335,670 | 327,313 | 1,181 | 47,051 | 491 | 47,542 |
| SASKATCHEWAN | 223,242 | 8,354 | 1,580 | 192 | 50,054 | 2,391 | 308 | 286,121 | 286,894 | 989 | 40,828 | 347 | 41,175 |
| ALBERTA | 730,664 | 41,129 | 7,861 | 782 | 145,924 | 9,475 | 1,256 | 937,091 | 823,425 | 3,175 | 116,353 | 1,520 | 117,873 |
| B.C./C.-B. | 1,067,680 | 55,017 | 10,388 | 1,061 | 197,122 | 8,503 | 1,099 | 1,340,870 | 1,051,425 | 4,077 | 160,811 | 1,940 | 162,751 |
| N.W.T./T.N.-O. | 5,599 | 278 | X | X | 1,093 | 168 | X | 7,220 | 10,530 | X | 772 | 13 | 785 |
| YUKON | 7,167 | 285 | 68 | X | 1,301 | 111 | X | 8,940 | 11,288 | 28 | X | X | 1,000 |
| NFLD.&LAB./T-N.&LAB. | 151,989 | 9,251 | 1,545 | 336 | 32,447 | 1,080 | 135 | 196,783 | 230,306 | 519 | 26,232 | 423 | 26,655 |
| NUNAVUT | 2,325 | 131 | X | 0 | 822 | 255 | X | 3,592 | 4,545 | X | X | X | 453 |
| OUT./EXT. CANADA | 193,694 | 843 | 169 | 29 | 27,199 | 832 | 229 | 222,995 | 12,172 | 338 | 14,640 | 21 | 14,661 |
| UNKNOWN RESIDENCE/ RÉSIDENCE INCONNUE | 9 | 0 | 1 | 0 | 1 | 2 | 0 | 13 | 5 | 0 | 1 | 0 | 1 |
| SUB. / SOUS-TOTAL | 5,993,878 | 306,339 | 59,525 | 12,037 | 1,196,674 | 51,511 | 11,473 | 7,631,437 | 6,277,165 | 22,267 | 971,508 | 12,135 | 983,643 |
| INTERNATIONAL AGREEMENTS | 8,613 | 1,102 | 144 | 14 | 12,976 | 567 | 99 | 23,515 | 0 | 114 | 6,091 | 76 | 6,167 |
| DOMESTIC | 3,198 | 555 | 93 | 10 | 4,191 | 404 | 74 | 8,525 | 0 | 54 | 0 | 0 | 2,627 |
| FOREIGN | 5,415 | 547 | 51 | 4 | 8,785 | 163 | 25 | 14,990 | 0 | 60 | 0 | 0 | 3,540 |
| T O T A L | 6,002,491 | 307,441 | 59,669 | 12,051 | 1,209,650 | 52,078 | 11,572 | 7,654,952 | 6,277,165 | 22,381 | 977,599 | 12,211 | 989,810 |

Since the PRB is a supplementary benefit which enhances the retirement benefit, the number of PRBs is not included in the total CPP benefits.

Puisque cette prestation supplémentaire rehausse la prestation de retraite, celle-ci n'est pas incluse dans le total des prestations du RPC.

CANADA PENSION PLAN
RÉGIME DE PENSIONS DU CANADA

NUMBER OF NEW BENEFITS, BY PROVINCE AND BY TYPE
NOMBRE DE NOUVELLES PRESTATIONS, SELON LA PROVINCE ET LE TYPE

| Province | Retirement | Disability | Children of Disabled Contributor Enfant de cotisant invalide | | Survivor | Children of Deceased Contributor Enfant de cotisant décédé | | TOTAL | Post Retirement Benefit | Death | Retirement and Survivor | Disability and Survivor | Combined |
|--|---------------|--------------|---|------------|--------------|---|------------|---------------|---------------------------------|---------------|----------------------------|----------------------------|--------------|
| | Retraite | Invalidité | -18 | 18-24 | Survivant | -18 | 18-24 | | Prestations après - retraite | Décès | Retraite et survivant | Invalité et survivant | Combinées |
| P.E.I./Î.-P.-É. | 197 | 20 | X | X | 71 | X | 0 | 297 | 67 | 175 | X | X | 71 |
| N.S./N.-É. | 1,046 | 169 | 35 | X | 462 | 35 | X | 1,765 | 192 | 925 | X | X | 444 |
| N.B./N.-B. | 974 | 120 | 32 | X | 372 | 23 | X | 1,535 | 290 | 799 | 353 | 10 | 363 |
| QUE./QUÉ. | 59 | X | X | 0 | 21 | X | 0 | 94 | 83 | 138 | X | X | 23 |
| ONTARIO | 15,312 | 1,401 | 405 | 83 | 4,464 | 449 | 124 | 22,238 | 4,772 | 9,901 | 4,500 | 102 | 4,602 |
| MANITOBA | 1,242 | 144 | 42 | X | 528 | 46 | X | 2,010 | 279 | 1,181 | 486 | 11 | 497 |
| SASKATCHEWAN | 1,130 | 113 | 32 | X | 451 | 28 | X | 1,762 | 285 | 989 | X | X | 426 |
| ALBERTA | 4,246 | 546 | 158 | 13 | 1,395 | 150 | 14 | 6,522 | 1,004 | 3,175 | 1,292 | 28 | 1,320 |
| B.C./C.-B. | 5,465 | 692 | 174 | 14 | 1,738 | 135 | 13 | 8,231 | 2,061 | 4,077 | 1,663 | 28 | 1,691 |
| N.W.T./T.N.-O. | 51 | X | X | 0 | X | X | 0 | 68 | 20 | X | X | 0 | X |
| YUKON | 44 | X | X | 0 | 10 | X | 0 | 61 | 17 | 28 | 12 | 0 | 12 |
| NFLD.&LAB./T-N.&LAB. | 660 | 85 | 30 | X | 265 | 10 | X | 1,055 | 150 | 519 | X | X | 272 |
| NUNAVUT | 25 | X | X | 0 | X | X | 0 | 43 | 8 | X | X | X | X |
| OUT./EXT. CANADA | 944 | X | 0 | 0 | 188 | 15 | X | 1,156 | 19 | 338 | 150 | 0 | 150 |
| UNKNOWN RESIDENCE/ RÉSIDENCE INCONNUE | 2 | 0 | 0 | 0 | 0 | 0 | 0 | 2 | 0 | 0 | 0 | 0 | 0 |
| TOTAL | 31,397 | 3,319 | 921 | 137 | 9,976 | 907 | 182 | 46,839 | 9,247 | 22,267 | 9,682 | 205 | 9,887 |

NOTE: Does not include benefits paid under international agreements on social security.
N'inclut pas les prestations payées sous les accords internationaux de sécurité sociale.

CANADA PENSION PLAN
RÉGIME DE PENSIONS DU CANADA

NUMBER OF NEW BENEFITS, BY PROVINCE AND BY TYPE YEAR TO DATE (Jan / Dec)
NOMBRE DE NOUVELLES PRESTATIONS, SELON LA PROVINCE ET LE TYPE DEPUIS LE DÉBUT DE L'ANNÉE (Jan / Dec)

| Province | Retirement Retraite | Disability Invalidité | Children of Disabled Contributor Enfant de cotisant invalide | | Survivor Survivant | Children of Deceased Contributor Enfant de cotisant décédé | | TOTAL | Post Retirement Benefit | Death Décès | Combined Combinées |
|--|------------------------|--------------------------|---|------------|-----------------------|---|------------|----------------|---------------------------------|----------------|-----------------------|
| | | | -18 | 18-24 | | -18 | 18-24 | | Prestations après - retraite | | |
| | | | | | | | | | | | |
| P.E.I./Î.-P.-É. | 537 | 52 | 13 | X | 163 | 16 | X | 786 | 145 | 383 | 164 |
| N.S./N.-É. | 3,232 | 417 | 103 | 27 | 1,138 | 85 | 14 | 5,016 | 689 | 2,469 | 1,129 |
| N.B./N.-B. | 2,796 | 345 | 89 | 19 | 915 | 72 | 14 | 4,250 | 800 | 2,008 | 909 |
| QUE./QUÉ. | 154 | 15 | 10 | 0 | 59 | X | X | 247 | 154 | 339 | 52 |
| ONTARIO | 47,502 | 3,337 | 1,017 | 223 | 11,712 | 1,097 | 272 | 65,160 | 9,590 | 26,042 | 12,380 |
| MANITOBA | 4,447 | 393 | 121 | X | 1,231 | 94 | X | 6,313 | 710 | 2,834 | 1,235 |
| SASKATCHEWAN | 3,982 | 317 | 77 | X | 1,077 | 73 | X | 5,540 | 724 | 2,378 | 1,107 |
| ALBERTA | 14,593 | 1,588 | 433 | 25 | 3,282 | 374 | 38 | 20,333 | 2,333 | 7,693 | 3,323 |
| B.C./C.-B. | 18,616 | 1,924 | 533 | 29 | 4,202 | 330 | 42 | 25,676 | 3,718 | 9,976 | 4,370 |
| N.W.T./T.N.-O. | 163 | 12 | X | 0 | 13 | X | 0 | 198 | 39 | 36 | 23 |
| YUKON | 141 | X | X | 0 | 33 | X | X | 195 | 35 | 71 | 32 |
| NFLD.&LAB./T-N.&LAB. | 1,944 | 244 | 74 | X | 613 | 44 | X | 2,934 | 556 | 1,285 | 616 |
| NUNAVUT | 81 | 12 | X | 0 | 10 | X | 0 | 117 | 21 | 11 | 12 |
| OUT./EXT. CANADA | 2,978 | X | X | 0 | 484 | 33 | 11 | 3,517 | 40 | 886 | 390 |
| UNKNOWN RESIDENCE/ RÉSIDENCE INCONNUE | 2 | 0 | 0 | 0 | 1 | 0 | 0 | 3 | 0 | 0 | 1 |
| TOTAL | 101,168 | 8,672 | 2,491 | 347 | 24,933 | 2,244 | 430 | 140,285 | 19,554 | 56,411 | 25,743 |

NOTE: Does not include benefits paid under international agreements on social security.

N'inclut pas les prestations payées sous les accords internationaux de sécurité sociale.

CANADA PENSION PLAN
RÉGIME DE PENSIONS DU CANADA

GROSS AMOUNT PAID FOR BENEFITS, BY PROVINCE AND BY TYPE (\$'000)
MONTANT BRUT VERSÉ POUR LES PRESTATIONS, SELON LA PROVINCE ET LE TYPE (\$'000)

| Province | Retirement | Disability | Children of Disabled Contributor Enfant de cotisant invalide | | Survivor | Children of Deceased Contributor Enfant de cotisant décédé | | Post Retirement Benefit | Death | Retirement and Survivor | Disability and Survivor | Combined | |
|--|--------------------|------------------|---|----------------|------------------|---|----------------|---------------------------------|-----------------|----------------------------|----------------------------|-----------------|------------------|
| | Retraite | Invalidité | -18 | 18-24 | Survivant | -18 | 18-24 | Prestations après - retraite | Décès | Retraite et survivant | Invalidité et survivant | Combinées | |
| | | | | | | | | | | T O T A L | | | |
| P.E.I./Î.-P.-É. | 25,261.6 | 2,730.8 | 146.8 | 36.8 | 3,068.6 | 97.9 | 32.1 | 1,110.9 | 437.5 | 32,922.9 | 6,495.7 | 155.4 | 6,651.1 |
| N.S./N.-É. | 166,381.0 | 20,756.1 | 997.9 | 248.8 | 21,855.0 | 558.5 | 162.3 | 5,503.3 | 2,312.5 | 218,775.5 | 41,460.4 | 1,153.7 | 42,614.0 |
| N.B./N.-B. | 129,628.5 | 13,292.9 | 613.5 | 122.0 | 16,571.5 | 463.5 | 90.0 | 4,901.2 | 1,997.5 | 167,680.5 | 31,473.8 | 593.9 | 32,067.7 |
| QUE./QUÉ. | 14,545.6 | 1,447.6 | 66.7 | 14.7 | 2,385.5 | 78.5 | 20.9 | 814.0 | 345.0 | 19,718.6 | 2,777.0 | 37.4 | 2,814.4 |
| ONTARIO | 2,067,998.8 | 162,656.0 | 8,711.5 | 2,339.6 | 214,977.9 | 6,554.7 | 2,055.5 | 49,476.2 | 24,741.0 | 2,539,511.3 | 484,870.4 | 7,292.4 | 492,162.9 |
| MANITOBA | 184,269.1 | 13,040.9 | 577.9 | 70.6 | 21,188.9 | 685.8 | 117.3 | 5,613.0 | 2,952.5 | 228,516.0 | 46,565.7 | 637.3 | 47,203.1 |
| SASKATCHEWAN | 157,521.1 | 9,426.3 | 464.7 | 56.5 | 19,043.1 | 703.2 | 90.6 | 4,954.8 | 2,472.5 | 194,732.8 | 39,634.6 | 438.5 | 40,073.1 |
| ALBERTA | 549,531.4 | 45,100.9 | 2,312.0 | 230.0 | 55,609.1 | 2,786.7 | 369.4 | 15,597.1 | 7,937.5 | 679,474.1 | 119,317.9 | 1,950.8 | 121,268.6 |
| B.C./C.-B. | 756,152.1 | 60,272.1 | 3,055.2 | 312.0 | 74,308.4 | 2,500.8 | 323.2 | 18,730.9 | 10,191.0 | 925,845.7 | 163,474.9 | 2,470.4 | 165,945.3 |
| N.W.T./T.N.-O. | 4,173.9 | 307.7 | X | X | 376.5 | 49.4 | X | 230.2 | X | 5,196.8 | 761.4 | 15.0 | 776.4 |
| YUKON | 5,631.5 | 329.4 | 20.0 | X | 439.7 | 32.6 | X | 220.3 | 70.0 | 6,745.8 | X | X | 1,055.1 |
| NFLD.&LAB./T-N.&LAB. | 85,943.3 | 10,031.8 | 454.4 | 98.8 | 12,076.4 | 317.6 | 39.7 | 3,733.3 | 1,297.5 | 113,992.8 | 21,544.8 | 505.7 | 22,050.6 |
| NUNAVUT | 1,559.3 | 137.9 | X | 0.0 | 325.2 | 75.0 | X | 98.5 | X | 2,233.2 | X | X | 400.0 |
| OUT./EXT. CANADA | 67,022.6 | 833.0 | 49.7 | 8.5 | 10,308.5 | 244.6 | 67.3 | 199.7 | 841.8 | 79,575.8 | 10,735.4 | 25.6 | 10,760.9 |
| UNKNOWN RESIDENCE/ RÉSIDENCE INCONNUE | 8.2 | 0.0 | 0.3 | 0.0 | 0.3 | 0.6 | 0.0 | 0.1 | 0.0 | 9.4 | 1.4 | 0.0 | 1.4 |
| SUB. / SOUS-TOTAL | 4,215,627.9 | 340,363.5 | 17,506.7 | 3,540.0 | 452,534.7 | 15,149.5 | 3,374.1 | 111,183.7 | 55,651.3 | 5,214,931.3 | 970,543.3 | 15,301.4 | 985,844.7 |
| INTERNATIONAL AGREEMENTS | 2,510.8 | 891.2 | 47.0 | 10.2 | 1,749.3 | 122.7 | 68.0 | 0.0 | 164.3 | 5,563.7 | 2,349.2 | 37.0 | 2,386.2 |
| DOMESTIC | 1,346.5 | 495.2 | 33.9 | 7.9 | 567.3 | 91.1 | 52.5 | 0.0 | 85.8 | 2,680.3 | 0.0 | 0.0 | 1,373.3 |
| FOREIGN | 1,164.3 | 396.0 | 13.1 | 2.3 | 1,182.0 | 31.7 | 15.6 | 0.0 | 78.5 | 2,883.4 | 0.0 | 0.0 | 1,012.9 |
| T O T A L | 4,218,138.7 | 341,254.7 | 17,553.7 | 3,550.2 | 454,284.0 | 15,272.2 | 3,442.1 | 111,183.7 | 55,815.6 | 5,220,495.0 | 972,892.4 | 15,338.4 | 988,230.9 |

GROSS AMOUNT PAID FOR NEW BENEFITS, BY PROVINCE AND BY TYPE (\$'000)
 MONTANT BRUT VERSÉ POUR LES NOUVELLES PRESTATIONS, SELON LA PROVINCE ET LE TYPE (\$'000)

| Province | Retirement | Disability | Children of Disabled Contributor Enfant de cotisant invalide | | Survivor | Children of Deceased Contributor Enfant de cotisant décédé | | Post Retirement Benefit | Death | T O T A L | Retirement and Survivor | Disability and Survivor | Combined | |
|--|-----------------|----------------|---|-------------|----------------|---|-------------|---------------------------------|-----------------|-----------------|----------------------------|----------------------------|-----------------|-----------|
| | Retraite | Invalidité | -18 | 18-24 | Survivant | -18 | 18-24 | Prestations après - retraite | Décès | | Retraite et survivant | Invalidité et survivant | | Combinées |
| | P.E.I./Î.-P.-É. | 128.7 | 20.5 | X | X | 27.3 | X | 0.0 | 1.2 | | 437.5 | 617.9 | | X |
| N.S./N.-É. | 701.4 | 197.8 | 10.3 | X | 175.1 | 10.3 | X | 3.4 | 2,312.5 | 3,416.0 | X | X | 432.1 | |
| N.B./N.-B. | 582.5 | 137.5 | 9.4 | X | 140.1 | 6.8 | X | 4.7 | 1,997.5 | 2,882.7 | 324.1 | 12.6 | 336.7 | |
| QUE./QUÉ. | 38.2 | X | X | 0.0 | 8.5 | X | 0.0 | 1.4 | 345.0 | 401.8 | X | X | 24.2 | |
| ONTARIO | 11,023.3 | 1,688.8 | 119.1 | 24.4 | 1,635.7 | 132.0 | 36.5 | 98.0 | 24,741.0 | 39,498.8 | 4,664.1 | 130.0 | 4,794.1 | |
| MANITOBA | 852.2 | 171.7 | 12.3 | X | 190.8 | 13.5 | X | 5.2 | 2,952.5 | 4,200.6 | 500.0 | 14.5 | 514.6 | |
| SASKATCHEWAN | 834.4 | 131.4 | 9.4 | X | 166.8 | 8.2 | X | 4.6 | 2,472.5 | 3,629.7 | X | X | 422.5 | |
| ALBERTA | 3,279.8 | 646.5 | 46.5 | 3.8 | 528.3 | 44.1 | 4.1 | 20.2 | 7,937.5 | 12,510.7 | 1,365.4 | 38.9 | 1,404.3 | |
| B.C./C.-B. | 3,893.1 | 814.5 | 51.2 | 4.1 | 645.3 | 39.7 | 3.8 | 41.5 | 10,191.0 | 15,684.2 | 1,718.0 | 37.0 | 1,755.0 | |
| N.W.T./T.N.-O. | 40.9 | X | X | 0.0 | X | X | 0.0 | 0.5 | X | 88.2 | X | 0.0 | X | |
| YUKON | 33.1 | X | X | 0.0 | 2.2 | X | 0.0 | 0.4 | 70.0 | 112.0 | 14.0 | 0.0 | 14.0 | |
| NFLD.&LAB./T.N.&LAB. | 365.9 | 98.6 | 8.8 | X | 98.3 | 2.9 | X | 2.5 | 1,297.5 | 1,876.1 | X | X | 240.1 | |
| NUNAVUT | 16.3 | X | X | 0.0 | X | X | 0.0 | 0.1 | X | 47.4 | X | X | X | |
| OUT./EXT. CANADA | 332.3 | X | 0.0 | 0.0 | 65.3 | 4.4 | X | 0.2 | 841.8 | 1,251.2 | 112.2 | 0.0 | 112.2 | |
| UNKNOWN RESIDENCE/ RÉSIDENCE INCONNUE | 1.6 | 0.0 | 0.0 | 0.0 | 0.0 | 0.0 | 0.0 | 0.0 | 0.0 | 1.6 | 0.0 | 0.0 | 0.0 | |
| T O T A L | 22,123.8 | 3,940.3 | 270.8 | 40.3 | 3,688.4 | 266.7 | 53.5 | 183.7 | 55,651.3 | 86,218.8 | 9,863.0 | 267.9 | 10,130.9 | |

NOTE: Does not include benefits paid under international agreements on social security.
 N'inclut pas les prestations payées sous les accords internationaux de sécurité sociale.

***AVERAGE AMOUNT PAID FOR BENEFITS, BY PROVINCE AND BY TYPE**
***MONTANT MOYEN VERSÉ POUR LES PRESTATIONS, SELON LA PROVINCE ET LE TYPE**

| Province | Retirement | Disability | Children of Disabled Contributor | | Survivor | Children of Deceased Contributor | | Post Retirement | Death | Retirement | Disability |
|--|---------------|-----------------|----------------------------------|---------------|---------------|----------------------------------|---------------|------------------------------|-----------------|-----------------------|-------------------------|
| | Retraite | Invalidité | -18 | 18-24 | Survivant | -18 | 18-24 | Prestations après - retraite | Décès | Retraite et survivant | Invalidité et survivant |
| | \$ | \$ | \$ | \$ | \$ | \$ | \$ | \$ | \$ | \$ | \$ |
| P.E.I./Î.-P.-É. | 634.19 | 1,039.52 | 294.12 | 294.12 | 348.43 | 294.12 | 294.12 | 16.06 | 2,500.00 | 892.63 | 1,195.72 |
| N.S./N.-É. | 658.80 | 1,076.39 | 294.12 | 294.12 | 395.29 | 294.12 | 294.12 | 16.65 | 2,500.00 | 940.08 | 1,209.29 |
| N.B./N.-B. | 608.35 | 1,083.45 | 294.12 | 294.12 | 378.97 | 294.12 | 294.12 | 15.92 | 2,500.00 | 888.91 | 1,180.69 |
| QUE./QUÉ. | 661.80 | 1,158.10 | 294.12 | 294.12 | 396.59 | 294.12 | 294.12 | 17.71 | 2,500.00 | 983.36 | 1,169.13 |
| ONTARIO | 732.84 | 1,131.64 | 294.12 | 294.12 | 377.04 | 294.12 | 294.12 | 17.89 | 2,498.84 | 1,023.42 | 1,270.02 |
| MANITOBA | 702.92 | 1,097.07 | 294.12 | 294.12 | 373.70 | 294.12 | 294.12 | 17.15 | 2,500.00 | 989.69 | 1,298.04 |
| SASKATCHEWAN | 705.61 | 1,128.36 | 294.12 | 294.12 | 380.45 | 294.12 | 294.12 | 17.27 | 2,500.00 | 970.77 | 1,263.68 |
| ALBERTA | 752.10 | 1,096.57 | 294.12 | 294.12 | 381.08 | 294.12 | 294.12 | 18.94 | 2,500.00 | 1,025.48 | 1,283.40 |
| B.C./C.-B. | 708.22 | 1,095.52 | 294.12 | 294.12 | 376.97 | 294.12 | 294.12 | 17.81 | 2,499.63 | 1,016.57 | 1,273.39 |
| N.W.T./T.N.-O. | 745.47 | 1,106.69 | 294.12 | 294.12 | 344.50 | 294.12 | 294.12 | 21.86 | 2,500.00 | 986.21 | 1,156.46 |
| YUKON | 785.75 | 1,155.73 | 294.12 | 294.12 | 337.96 | 294.12 | 294.12 | 19.52 | 2,500.00 | 1,051.51 | 1,352.17 |
| NFLD.&LAB./T-N.&LAB. | 565.46 | 1,084.41 | 294.12 | 294.12 | 372.19 | 294.12 | 294.12 | 16.21 | 2,500.00 | 821.32 | 1,195.57 |
| NUNAVUT | 670.66 | 1,052.92 | 294.12 | 0.00 | 395.56 | 294.12 | 294.12 | 21.68 | 2,500.00 | 876.69 | 1,290.14 |
| OUT./EXT. CANADA | 346.02 | 988.11 | 294.12 | 294.12 | 379.00 | 294.12 | 294.12 | 16.41 | 2,490.53 | 733.29 | 1,217.33 |
| UNKNOWN RESIDENCE/ RÉSIDENCE INCONNUE | 906.78 | 0.00 | 294.12 | 0.00 | 299.00 | 294.12 | 0.00 | 20.80 | 0.00 | 1,357.00 | 0.00 |
| T O T A L | 703.32 | 1,111.07 | 294.12 | 294.12 | 378.16 | 294.12 | 294.12 | 17.71 | 2,499.27 | 999.01 | 1,260.93 |

NOTE: Does not include benefits paid under international agreements on social security.
N'inclut pas les prestations payées sous les accords internationaux de sécurité sociale.

CANADA PENSION PLAN
REGIME DE PENSIONS DU CANADA

***AVERAGE AMOUNT PAID FOR NEW BENEFITS, BY PROVINCE AND BY TYPE**
***MONTANT MOYEN VERSÉ POUR LES NOUVELLES PRESTATIONS, SELON LA PROVINCE ET LE TYPE**

| Province | Retirement | Disability | Children of Disabled Contributor | | Survivor | Children of Deceased Contributor | | Post Retirement | Death | Retirement and Survivor | Disability and Survivor |
|--|---------------|-----------------|----------------------------------|---------------|---------------|----------------------------------|---------------|------------------------------|-----------------|-------------------------|-------------------------|
| | Retraite | Invalidité | -18 | 18-24 | Survivant | -18 | 18-24 | Prestations après - retraite | Décès | Retraite et survivant | Invalité et survivant |
| | \$ | \$ | \$ | \$ | \$ | \$ | \$ | \$ | \$ | \$ | \$ |
| P.E.I./Î.-P.-É. | 653.36 | 1,025.20 | 294.12 | 294.12 | 384.61 | 294.12 | 0.00 | 17.94 | 2,500.00 | 891.13 | 1,314.00 |
| N.S./N.-É. | 670.56 | 1,170.64 | 294.12 | 294.12 | 378.91 | 294.12 | 294.12 | 17.55 | 2,500.00 | 966.50 | 1,332.88 |
| N.B./N.-B. | 598.08 | 1,146.20 | 294.12 | 294.12 | 376.74 | 294.12 | 294.12 | 16.03 | 2,500.00 | 918.08 | 1,263.20 |
| QUE./QUÉ. | 647.35 | 1,066.67 | 294.12 | 0.00 | 404.19 | 294.12 | 0.00 | 16.49 | 2,500.00 | 1,001.14 | 1,579.00 |
| ONTARIO | 719.91 | 1,205.44 | 294.12 | 294.12 | 366.42 | 294.12 | 294.12 | 20.54 | 2,498.84 | 1,036.46 | 1,274.45 |
| MANITOBA | 686.16 | 1,192.23 | 294.12 | 294.12 | 361.33 | 294.12 | 294.12 | 18.59 | 2,500.00 | 1,028.88 | 1,321.09 |
| SASKATCHEWAN | 738.37 | 1,163.19 | 294.12 | 294.12 | 369.87 | 294.12 | 294.12 | 16.09 | 2,500.00 | 987.15 | 1,312.33 |
| ALBERTA | 772.44 | 1,183.99 | 294.12 | 294.12 | 378.67 | 294.12 | 294.12 | 20.10 | 2,500.00 | 1,056.80 | 1,390.32 |
| B.C./C.-B. | 712.37 | 1,177.00 | 294.12 | 294.12 | 371.30 | 294.12 | 294.12 | 20.11 | 2,499.63 | 1,033.05 | 1,322.57 |
| N.W.T./T.N.-O. | 801.49 | 1,103.29 | 294.12 | 0.00 | 460.00 | 294.12 | 0.00 | 23.30 | 2,500.00 | 1,049.80 | 0.00 |
| YUKON | 753.09 | 1,358.50 | 294.12 | 0.00 | 219.90 | 294.12 | 0.00 | 22.59 | 2,500.00 | 1,169.25 | 0.00 |
| NFLD.&LAB./T-N.&LAB. | 554.45 | 1,160.45 | 294.12 | 294.12 | 370.91 | 294.12 | 294.12 | 16.69 | 2,500.00 | 874.52 | 1,252.00 |
| NUNAVUT | 653.33 | 1,166.50 | 294.12 | 0.00 | 384.25 | 294.12 | 0.00 | 18.63 | 2,500.00 | 900.60 | 1,600.00 |
| OUT./EXT. CANADA | 352.01 | 1,062.17 | 0.00 | 0.00 | 347.11 | 294.12 | 294.12 | 10.63 | 2,490.53 | 747.83 | 0.00 |
| UNKNOWN RESIDENCE/ RÉSIDENCE INCONNUE | 810.09 | 0.00 | 0.00 | 0.00 | 0.00 | 0.00 | 0.00 | 0.00 | 0.00 | 0.00 | 0.00 |
| T O T A L | 704.65 | 1,187.21 | 294.12 | 294.12 | 369.72 | 294.12 | 294.12 | 19.87 | 2,499.27 | 1,018.69 | 1,306.67 |

NOTE: Does not include benefits paid under international agreements on social security.
 N'inclut pas les prestations payées sous les accords internationaux de sécurité sociale.

DISTRIBUTION OF RETIREMENT PENSIONS, BY AGE AND BY GENDER
RÉPARTITION DES PRESTATIONS DE RETRAITE, SELON L'ÂGE ET LE SEXE

| Age / Âge | Male - Masculin | | | Female - Féminin | | | Total | | |
|--------------|------------------|----------------------|---------------|------------------|----------------------|---------------|------------------|----------------------|---------------|
| | Number | Amount | *Average | Number | Amount | *Average | Number | Amount | *Average |
| | Nombre | Montant | *Moyenne | Nombre | Montant | *Moyenne | Nombre | Montant | *Moyenne |
| | # | \$ | \$ | # | \$ | \$ | # | \$ | \$ |
| 60 | 41,374 | 24,888,238 | 601.54 | 45,503 | 21,624,114 | 475.22 | 86,877 | 46,512,352 | 535.38 |
| 61 | 53,036 | 33,294,073 | 627.76 | 57,971 | 29,067,643 | 501.42 | 111,007 | 62,361,715 | 561.78 |
| 62 | 61,124 | 40,559,416 | 663.56 | 66,397 | 35,200,013 | 530.14 | 127,521 | 75,759,430 | 594.09 |
| 63 | 69,585 | 47,860,692 | 687.80 | 76,344 | 41,956,032 | 549.57 | 145,929 | 89,816,725 | 615.48 |
| 64 | 79,304 | 56,063,523 | 706.94 | 86,489 | 48,795,753 | 564.18 | 165,793 | 104,859,276 | 632.47 |
| 65 | 139,289 | 109,004,285 | 782.58 | 149,316 | 94,282,792 | 631.43 | 288,605 | 203,287,077 | 704.38 |
| 66 | 149,591 | 119,307,626 | 797.56 | 159,030 | 102,315,667 | 643.37 | 308,621 | 221,623,293 | 718.11 |
| 67 | 149,551 | 120,943,644 | 808.71 | 158,680 | 103,320,742 | 651.13 | 308,231 | 224,264,386 | 727.59 |
| 68 | 149,994 | 121,896,911 | 812.68 | 159,523 | 103,970,548 | 651.76 | 309,517 | 225,867,459 | 729.74 |
| 69 | 149,088 | 122,211,986 | 819.73 | 158,620 | 104,341,090 | 657.81 | 307,708 | 226,553,076 | 736.26 |
| 70 | 154,168 | 129,014,534 | 836.84 | 163,825 | 107,790,695 | 657.96 | 317,993 | 236,805,229 | 744.69 |
| 60-64 | 304,423 | 202,665,943 | 665.74 | 332,704 | 176,643,556 | 530.93 | 637,127 | 379,309,499 | 595.34 |
| 65-69 | 737,513 | 593,364,451 | 804.55 | 785,169 | 508,230,838 | 647.29 | 1,522,682 | 1,101,595,290 | 723.46 |
| 70-74 | 701,726 | 582,601,674 | 830.24 | 745,648 | 481,096,564 | 645.21 | 1,447,374 | 1,063,698,238 | 734.92 |
| 75-79 | 535,635 | 441,224,792 | 823.74 | 576,806 | 345,602,146 | 599.17 | 1,112,441 | 786,826,938 | 707.30 |
| 80-84 | 318,422 | 268,413,967 | 842.95 | 355,793 | 201,100,701 | 565.22 | 674,215 | 469,514,668 | 696.39 |
| 85+ | 254,119 | 228,323,110 | 898.49 | 345,920 | 186,361,334 | 538.74 | 600,039 | 414,684,444 | 691.10 |
| TOTAL | 2,851,838 | 2,316,593,936 | 812.32 | 3,142,040 | 1,899,035,141 | 604.40 | 5,993,878 | 4,215,629,076 | 703.32 |

NOTE: Does not include benefits paid under international agreements on social security.
N'inclut pas les prestations payées sous les accords internationaux de sécurité sociale.

CANADA PENSION PLAN
RÉGIME DE PENSIONS DU CANADA

DISTRIBUTION OF NEW RETIREMENT PENSIONS, BY AGE AND BY GENDER
RÉPARTITION DES NOUVELLES PRESTATIONS DE RETRAITE, SELON L'ÂGE ET LE SEXE

| Age / Âge | Male - Masculin | | | Female - Féminin | | | Total | | |
|--------------|------------------|-------------------|----------------------|------------------|-------------------|----------------------|------------------|-------------------|----------------------|
| | Number Nombre | Amount Montant | *Average *Moyenne | Number Nombre | Amount Montant | *Average *Moyenne | Number Nombre | Amount Montant | *Average *Moyenne |
| | # | \$ | \$ | # | \$ | \$ | # | \$ | \$ |
| 60 | 3,981 | 2,321,885 | 583.24 | 4,185 | 1,921,352 | 459.10 | 8,166 | 4,243,237 | 519.62 |
| 61 | 899 | 591,654 | 658.12 | 905 | 462,473 | 511.02 | 1,804 | 1,054,127 | 584.33 |
| 62 | 778 | 572,408 | 735.74 | 770 | 453,936 | 589.53 | 1,548 | 1,026,344 | 663.01 |
| 63 | 777 | 614,080 | 790.32 | 770 | 504,017 | 654.57 | 1,547 | 1,118,097 | 722.75 |
| 64 | 1,649 | 1,303,184 | 790.29 | 1,618 | 1,040,994 | 643.38 | 3,267 | 2,344,179 | 717.53 |
| 65 | 4,548 | 3,952,913 | 869.15 | 4,632 | 3,278,661 | 707.83 | 9,180 | 7,231,574 | 787.75 |
| 66 | 840 | 728,862 | 867.69 | 642 | 477,764 | 744.18 | 1,482 | 1,206,626 | 814.19 |
| 67 | 520 | 516,153 | 992.60 | 387 | 318,298 | 822.48 | 907 | 834,451 | 920.01 |
| 68 | 372 | 386,380 | 1,038.66 | 271 | 229,888 | 848.30 | 643 | 616,268 | 958.43 |
| 69 | 350 | 420,764 | 1,202.18 | 251 | 248,986 | 991.97 | 601 | 669,750 | 1,114.39 |
| 70 | 980 | 977,326 | 997.27 | 1,051 | 648,711 | 617.23 | 2,031 | 1,626,036 | 800.61 |
| 60-64 | 8,084 | 5,403,212 | 668.38 | 8,248 | 4,382,771 | 531.37 | 16,332 | 9,785,983 | 599.19 |
| 65-69 | 6,630 | 6,005,072 | 905.74 | 6,183 | 4,553,597 | 736.47 | 12,813 | 10,558,669 | 824.06 |
| 70-74 | 1,077 | 1,060,001 | 984.22 | 1,116 | 686,360 | 615.02 | 2,193 | 1,746,361 | 796.33 |
| 75-79 | 28 | 15,552 | 555.42 | 20 | 8,854 | 442.71 | 48 | 24,406 | 508.46 |
| 80-84 | X | X | 669.28 | X | 2,295 | 573.63 | X | X | 626.77 |
| 85+ | X | X | 965.19 | X | 1,738 | 1,737.74 | X | X | 1,351.47 |
| TOTAL | 15,825 | 12,488,147 | 789.14 | 15,572 | 9,635,615 | 618.78 | 31,397 | 22,123,762 | 704.65 |

NOTE: Does not include benefits paid under international agreements on social security.
 N'inclut pas les prestations payées sous les accords internationaux de sécurité sociale.

CANADA PENSION PLAN
 RÉGIME DE PENSIONS DU CANADA

DISTRIBUTION OF DISABILITY BENEFITS, BY AGE AND BY GENDER
RÉPARTITION DES PRESTATIONS D'INVALIDITÉ, SELON L'ÂGE ET LE SEXE

| Age / Âge | Male - Masculin | | | Female - Féminin | | | Total | | |
|------------------|------------------|--------------------|----------------------|------------------|--------------------|----------------------|------------------|--------------------|----------------------|
| | Number Nombre | Amount Montant | *Average *Moyenne | Number Nombre | Amount Montant | *Average *Moyenne | Number Nombre | Amount Montant | *Average *Moyenne |
| | # | \$ | \$ | # | \$ | \$ | # | \$ | \$ |
| -25 | 25 | 23,052 | 922.08 | 22 | 19,107 | 868.52 | 47 | 42,159 | 897.01 |
| 25-29 | 409 | 373,055 | 912.11 | 394 | 344,674 | 874.81 | 803 | 717,729 | 893.81 |
| 30-34 | 1,865 | 1,793,005 | 961.40 | 1,991 | 1,848,815 | 928.59 | 3,856 | 3,641,820 | 944.46 |
| 35-39 | 4,105 | 4,244,890 | 1,034.08 | 4,970 | 4,952,740 | 996.53 | 9,075 | 9,197,630 | 1,013.51 |
| 40-44 | 7,307 | 7,886,342 | 1,079.29 | 10,051 | 10,511,875 | 1,045.85 | 17,358 | 18,398,217 | 1,059.93 |
| 45-49 | 11,420 | 12,519,115 | 1,096.24 | 16,222 | 17,194,142 | 1,059.93 | 27,642 | 29,713,256 | 1,074.93 |
| 50-54 | 18,607 | 20,917,250 | 1,124.16 | 26,281 | 28,162,934 | 1,071.61 | 44,888 | 49,080,184 | 1,093.39 |
| 55-59 | 33,217 | 38,464,639 | 1,157.98 | 44,241 | 47,961,614 | 1,084.10 | 77,458 | 86,426,253 | 1,115.78 |
| 60-64 | 56,700 | 68,446,747 | 1,207.17 | 68,512 | 74,699,469 | 1,090.31 | 125,212 | 143,146,216 | 1,143.23 |
| T O T A L | 133,655 | 154,668,094 | 1,157.22 | 172,684 | 185,695,371 | 1,075.35 | 306,339 | 340,363,465 | 1,111.07 |

NOTE: Does not include benefits paid under international agreements on social security.
N'inclut pas les prestations payées sous les accords internationaux de sécurité sociale.

CANADA PENSION PLAN
RÉGIME DE PENSIONS DU CANADA

DISTRIBUTION OF NEW DISABILITY BENEFITS, BY AGE AND BY GENDER
RÉPARTITION DES NOUVELLES PRESTATIONS D'INVALIDITÉ, SELON L'ÂGE ET LE SEXE

| Age / Âge | Male - Masculin | | | Female - Féminin | | | Total | | |
|--------------|------------------|-------------------|----------------------|------------------|-------------------|----------------------|------------------|-------------------|----------------------|
| | Number Nombre | Amount Montant | *Average *Moyenne | Number Nombre | Amount Montant | *Average *Moyenne | Number Nombre | Amount Montant | *Average *Moyenne |
| | # | \$ | \$ | # | \$ | \$ | # | \$ | \$ |
| -25 | X | X | 885.86 | X | X | 878.34 | X | X | 882.10 |
| 25-29 | X | X | 940.56 | X | X | 893.97 | X | X | 916.60 |
| 30-34 | 44 | 45,170 | 1,026.58 | 49 | 51,308 | 1,047.10 | 93 | 96,477 | 1,037.39 |
| 35-39 | 59 | 69,027 | 1,169.95 | 110 | 119,599 | 1,087.26 | 169 | 188,626 | 1,116.13 |
| 40-44 | 125 | 151,626 | 1,213.01 | 145 | 159,059 | 1,096.96 | 270 | 310,686 | 1,150.69 |
| 45-49 | 129 | 157,311 | 1,219.47 | 222 | 255,686 | 1,151.74 | 351 | 412,998 | 1,176.63 |
| 50-54 | 254 | 317,907 | 1,251.60 | 335 | 389,672 | 1,163.20 | 589 | 707,579 | 1,201.32 |
| 55-59 | 414 | 520,122 | 1,256.33 | 493 | 571,203 | 1,158.63 | 907 | 1,091,326 | 1,203.23 |
| 60-64 | 440 | 572,729 | 1,301.66 | 459 | 522,554 | 1,138.46 | 899 | 1,095,283 | 1,218.33 |
| TOTAL | 1,485 | 1,852,540 | 1,247.50 | 1,834 | 2,087,808 | 1,138.39 | 3,319 | 3,940,348 | 1,187.21 |

NOTE: Does not include benefits paid under international agreements on social security.
N'inclut pas les prestations payées sous les accords internationaux de sécurité sociale.

CANADA PENSION PLAN
RÉGIME DE PENSIONS DU CANADA

**DISTRIBUTION OF DEATH BENEFITS, BY AGE (AT DEATH) AND BY GENDER OF DECEASED CONTRIBUTOR
RÉPARTITION DES PRESTATIONS DE DÉCÈS, SELON L'ÂGE (AU DÉCÈS) ET LE SEXE DU COTISANT DÉCÉDÉ**

| Age / Âge | Male - Masculin | | | Female - Féminin | | | Total | | |
|--------------|------------------|-------------------|----------------------|------------------|-------------------|----------------------|------------------|-------------------|----------------------|
| | Number Nombre | Amount Montant | *Average *Moyenne | Number Nombre | Amount Montant | *Average *Moyenne | Number Nombre | Amount Montant | *Average *Moyenne |
| | # | \$ | \$ | # | \$ | \$ | # | \$ | \$ |
| -25 | X | X | 2,500.00 | X | X | 2,500.00 | 28 | 70,000 | 2,500.00 |
| 25-29 | X | X | 2,500.00 | X | X | 2,500.00 | 69 | 172,500 | 2,500.00 |
| 30-34 | 73 | 182,500 | 2,500.00 | 38 | 95,000 | 2,500.00 | 111 | 277,500 | 2,500.00 |
| 35-39 | 133 | 332,500 | 2,500.00 | 61 | 152,500 | 2,500.00 | 194 | 485,000 | 2,500.00 |
| 40-44 | 167 | 417,500 | 2,500.00 | 64 | 160,000 | 2,500.00 | 231 | 577,500 | 2,500.00 |
| 45-49 | 165 | 412,500 | 2,500.00 | 104 | 260,000 | 2,500.00 | 269 | 672,500 | 2,500.00 |
| 50-54 | 289 | 722,500 | 2,500.00 | 152 | 380,000 | 2,500.00 | 441 | 1,102,500 | 2,500.00 |
| 55-59 | 462 | 1,155,000 | 2,500.00 | 290 | 725,000 | 2,500.00 | 752 | 1,880,000 | 2,500.00 |
| 60-64 | 872 | 2,176,615 | 2,496.12 | 464 | 1,160,000 | 2,500.00 | 1,336 | 3,336,615 | 2,497.47 |
| 65-69 | 1,223 | 3,053,736 | 2,496.92 | 711 | 1,776,290 | 2,498.30 | 1,934 | 4,830,026 | 2,497.43 |
| 70-74 | 1,543 | 3,856,226 | 2,499.17 | 979 | 2,446,004 | 2,498.47 | 2,522 | 6,302,230 | 2,498.90 |
| 75-79 | 1,884 | 4,708,105 | 2,498.99 | 1,297 | 3,241,352 | 2,499.11 | 3,181 | 7,949,457 | 2,499.04 |
| 80+ | 5,957 | 14,890,509 | 2,499.67 | 5,242 | 13,105,000 | 2,500.00 | 11,199 | 27,995,509 | 2,499.82 |
| TOTAL | 12,844 | 32,097,691 | 2,499.04 | 9,423 | 23,553,645 | 2,499.59 | 22,267 | 55,651,336 | 2,499.27 |

NOTE: Does not include benefits paid under international agreements on social security.
N'inclut pas les prestations payées sous les accords internationaux de sécurité sociale.

CANADA PENSION PLAN
RÉGIME DE PENSIONS DU CANADA

DISTRIBUTION OF SURVIVOR'S PENSIONS, BY AGE AND BY GENDER
RÉPARTITION DES PRESTATIONS DE SURVIVANT, SELON L'ÂGE ET LE SEXE

| Age / Âge | Male - Masculin | | | Female - Féminin | | | Total | | |
|--------------|------------------|-------------------|----------------------|------------------|--------------------|----------------------|------------------|--------------------|----------------------|
| | Number Nombre | Amount Montant | *Average *Moyenne | Number Nombre | Amount Montant | *Average *Moyenne | Number Nombre | Amount Montant | *Average *Moyenne |
| | # | \$ | \$ | # | \$ | \$ | # | \$ | \$ |
| -25 | X | X | 357.16 | X | X | 433.53 | 53 | 22,595 | 426.33 |
| 25-29 | X | X | 416.75 | X | X | 491.79 | 470 | 227,240 | 483.49 |
| 30-34 | 285 | 128,515 | 450.93 | 1,601 | 824,450 | 514.96 | 1,886 | 952,966 | 505.28 |
| 35-39 | 806 | 374,361 | 464.47 | 3,658 | 1,915,034 | 523.52 | 4,464 | 2,289,395 | 512.86 |
| 40-44 | 1,797 | 851,666 | 473.94 | 6,851 | 3,625,171 | 529.14 | 8,648 | 4,476,838 | 517.67 |
| 45-49 | 3,200 | 1,545,334 | 482.92 | 11,580 | 6,170,569 | 532.86 | 14,780 | 7,715,903 | 522.05 |
| 50-54 | 6,360 | 3,087,834 | 485.51 | 20,660 | 11,185,343 | 541.40 | 27,020 | 14,273,178 | 528.24 |
| 55-59 | 12,061 | 5,928,650 | 491.56 | 37,742 | 21,000,914 | 556.43 | 49,803 | 26,929,564 | 540.72 |
| 60-64 | 22,655 | 9,759,919 | 430.81 | 69,213 | 35,555,432 | 513.71 | 91,868 | 45,315,351 | 493.27 |
| 65-69 | 30,364 | 5,932,336 | 195.37 | 100,783 | 34,270,736 | 340.04 | 131,147 | 40,203,072 | 306.55 |
| 70-74 | 38,536 | 6,051,713 | 157.04 | 129,983 | 42,747,156 | 328.87 | 168,519 | 48,798,869 | 289.57 |
| 75-79 | 45,430 | 7,256,041 | 159.72 | 157,860 | 57,793,003 | 366.10 | 203,290 | 65,049,044 | 319.98 |
| 80 + | 91,639 | 13,262,842 | 144.73 | 403,087 | 183,017,734 | 454.04 | 494,726 | 196,280,576 | 396.75 |
| 65 + | 205,969 | 32,502,932 | 157.80 | 791,713 | 317,828,629 | 401.44 | 997,682 | 350,331,562 | 351.15 |
| TOTAL | 253,190 | 54,202,669 | 214.08 | 943,484 | 398,331,921 | 422.19 | 1,196,674 | 452,534,590 | 378.16 |

NOTE: Does not include benefits paid under international agreements on social security.
N'inclut pas les prestations payées sous les accords internationaux de sécurité sociale.

CANADA PENSION PLAN
RÉGIME DE PENSIONS DU CANADA

DISTRIBUTION OF NEW SURVIVOR'S PENSIONS, BY AGE AND BY GENDER
RÉPARTITION DES NOUVELLES PRESTATIONS DE SURVIVANT, SELON L'ÂGE ET LE SEXE

| Age / Âge | Male - Masculin | | | Female - Féminin | | | Total | | |
|--------------|------------------|-------------------|----------------------|------------------|-------------------|----------------------|------------------|-------------------|----------------------|
| | Number Nombre | Amount Montant | *Average *Moyenne | Number Nombre | Amount Montant | *Average *Moyenne | Number Nombre | Amount Montant | *Average *Moyenne |
| | # | \$ | \$ | # | \$ | \$ | # | \$ | \$ |
| -25 | 0 | 0 | 0.00 | X | X | 613.49 | X | X | 613.49 |
| 25-29 | 0 | 0 | 0.00 | X | X | 461.07 | X | X | 461.07 |
| 30-34 | X | X | 471.13 | X | X | 551.87 | 43 | 23,246 | 540.60 |
| 35-39 | 34 | 16,123 | 474.20 | 83 | 43,820 | 527.95 | 117 | 59,943 | 512.33 |
| 40-44 | X | X | 510.29 | X | X | 533.61 | 109 | 57,534 | 527.83 |
| 45-49 | 49 | 24,120 | 492.24 | 136 | 74,777 | 549.83 | 185 | 98,896 | 534.58 |
| 50-54 | 73 | 38,512 | 527.56 | 217 | 126,616 | 583.48 | 290 | 165,127 | 569.41 |
| 55-59 | 136 | 67,641 | 497.36 | 374 | 209,778 | 560.90 | 510 | 277,420 | 543.96 |
| 60-64 | 270 | 111,087 | 411.43 | 754 | 384,981 | 510.58 | 1,024 | 496,068 | 484.44 |
| 65-69 | 296 | 53,061 | 179.26 | 901 | 305,863 | 339.47 | 1,197 | 358,924 | 299.85 |
| 70-74 | 400 | 61,222 | 153.05 | 1,164 | 378,901 | 325.52 | 1,564 | 440,123 | 281.41 |
| 75-79 | 479 | 76,767 | 160.26 | 1,319 | 486,939 | 369.17 | 1,798 | 563,706 | 313.52 |
| 80 + | 952 | 146,886 | 154.29 | 2,179 | 996,621 | 457.38 | 3,131 | 1,143,507 | 365.22 |
| 65 + | 2,127 | 337,936 | 158.88 | 5,563 | 2,168,324 | 389.78 | 7,690 | 2,506,259 | 325.91 |
| TOTAL | 2,722 | 612,023 | 224.84 | 7,254 | 3,076,311 | 424.08 | 9,976 | 3,688,334 | 369.72 |

NOTE: Does not include benefits paid under international agreements on social security.
N'inclut pas les prestations payées sous les accords internationaux de sécurité sociale.

CANADA PENSION PLAN
RÉGIME DE PENSIONS DU CANADA

DISTRIBUTION OF COMBINED RETIREMENT AND SURVIVOR'S PENSIONS, BY AGE AND BY GENDER
RÉPARTITION DES PRESTATIONS DE RETRAITE ET DE SURVIVANT COMBINÉES, SELON L'ÂGE ET LE SEXE

| Age / Âge | Male - Masculin | | | Female - Féminin | | | T O T A L | | |
|------------------|------------------|--------------------|----------------------|------------------|--------------------|----------------------|------------------|--------------------|----------------------|
| | Number Nombre | Amount Montant | *Average *Moyenne | Number Nombre | Amount Montant | *Average *Moyenne | Number Nombre | Amount Montant | *Average *Moyenne |
| | # | \$ | \$ | # | \$ | \$ | # | \$ | \$ |
| 60 | 1,065 | 1,072,456 | 1,007.00 | 3,007 | 2,723,976 | 905.88 | 4,072 | 3,796,432 | 932.33 |
| 61 | 1,414 | 1,485,588 | 1,050.63 | 4,146 | 3,921,118 | 945.76 | 5,560 | 5,406,706 | 972.43 |
| 62 | 1,770 | 1,890,209 | 1,067.91 | 5,157 | 5,038,017 | 976.93 | 6,927 | 6,928,226 | 1,000.18 |
| 63 | 2,221 | 2,435,659 | 1,096.65 | 6,362 | 6,307,431 | 991.42 | 8,583 | 8,743,090 | 1,018.65 |
| 64 | 2,822 | 3,114,781 | 1,103.75 | 7,876 | 7,848,266 | 996.48 | 10,698 | 10,963,047 | 1,024.78 |
| 65 | 4,633 | 4,676,203 | 1,009.33 | 13,686 | 12,916,057 | 943.74 | 18,319 | 17,592,260 | 960.33 |
| 66 | 5,318 | 5,455,653 | 1,025.88 | 15,915 | 15,327,969 | 963.11 | 21,233 | 20,783,622 | 978.84 |
| 67 | 5,905 | 6,107,248 | 1,034.25 | 17,453 | 16,854,960 | 965.73 | 23,358 | 22,962,208 | 983.06 |
| 68 | 6,477 | 6,783,035 | 1,047.25 | 19,054 | 18,457,461 | 968.69 | 25,531 | 25,240,496 | 988.62 |
| 69 | 6,954 | 7,354,905 | 1,057.65 | 21,130 | 20,615,891 | 975.67 | 28,084 | 27,970,796 | 995.97 |
| 70 | 7,671 | 8,262,242 | 1,077.07 | 23,265 | 22,810,973 | 980.48 | 30,936 | 31,073,215 | 1,004.44 |
| 60-64 | 9,292 | 9,998,693 | 1,076.05 | 26,548 | 25,838,808 | 973.29 | 35,840 | 35,837,501 | 999.93 |
| 65-69 | 29,287 | 30,377,044 | 1,037.22 | 87,238 | 84,172,338 | 964.86 | 116,525 | 114,549,382 | 983.05 |
| 70-74 | 41,438 | 44,439,184 | 1,072.43 | 126,315 | 123,335,736 | 976.41 | 167,753 | 167,774,920 | 1,000.13 |
| 75-79 | 47,767 | 51,071,896 | 1,069.19 | 151,229 | 146,072,274 | 965.90 | 198,996 | 197,144,170 | 990.69 |
| 80-84 | 41,839 | 45,089,957 | 1,077.70 | 141,661 | 135,946,467 | 959.66 | 183,500 | 181,036,424 | 986.57 |
| 85 + | 53,941 | 60,798,310 | 1,127.13 | 214,953 | 213,402,600 | 992.79 | 268,894 | 274,200,910 | 1,019.74 |
| 65 + | 214,272 | 231,776,391 | 1,081.69 | 721,396 | 702,929,415 | 974.40 | 935,668 | 934,705,806 | 998.97 |
| T O T A L | 223,564 | 241,775,084 | 1,081.46 | 747,944 | 728,768,223 | 974.36 | 971,508 | 970,543,307 | 999.01 |

NOTE: Does not include benefits paid under international agreements on social security.

N'inclut pas les prestations payées sous les accords internationaux de sécurité sociale.

CANADA PENSION PLAN
RÉGIME DE PENSIONS DU CANADA

DISTRIBUTION OF NEW COMBINED RETIREMENT AND SURVIVOR'S PENSIONS, BY AGE AND BY GENDER
RÉPARTITION DES NOUVELLES PRESTATIONS DE RETRAITE ET DE SURVIVANT COMBINÉES, SELON L'ÂGE ET LE SEXE

| Age / Âge | Male - Masculin | | | Female - Féminin | | | T O T A L | | |
|------------------|-----------------|------------------|-----------------|------------------|------------------|---------------|--------------|------------------|-----------------|
| | Number | Amount | *Average | Number | Amount | *Average | Number | Amount | *Average |
| | Nombre | Montant | *Moyenne | Nombre | Montant | *Moyenne | Nombre | Montant | *Moyenne |
| | # | \$ | \$ | # | \$ | \$ | # | \$ | \$ |
| 60 | 109 | 105,355 | 966.56 | 305 | 276,804 | 907.55 | 414 | 382,159 | 923.09 |
| 61 | 39 | 43,163 | 1,106.74 | 111 | 108,574 | 978.14 | 150 | 151,737 | 1,011.58 |
| 62 | 52 | 58,063 | 1,116.60 | 110 | 110,099 | 1,000.90 | 162 | 168,162 | 1,038.04 |
| 63 | 37 | 43,735 | 1,182.03 | 116 | 124,653 | 1,074.59 | 153 | 168,388 | 1,100.58 |
| 64 | 70 | 80,979 | 1,156.84 | 199 | 200,409 | 1,007.08 | 269 | 281,388 | 1,046.05 |
| 65 | 144 | 154,228 | 1,071.03 | 444 | 435,486 | 980.82 | 588 | 589,714 | 1,002.91 |
| 66 | 98 | 114,423 | 1,167.58 | 225 | 226,585 | 1,007.04 | 323 | 341,008 | 1,055.75 |
| 67 | 71 | 79,846 | 1,124.59 | 205 | 204,570 | 997.90 | 276 | 284,416 | 1,030.49 |
| 68 | 85 | 92,089 | 1,083.40 | 180 | 177,780 | 987.67 | 265 | 269,869 | 1,018.37 |
| 69 | 82 | 96,035 | 1,057.65 | 222 | 221,072 | 995.82 | 304 | 317,107 | 1,043.12 |
| 70 | 128 | 155,962 | 1,218.45 | 365 | 359,501 | 984.93 | 493 | 515,463 | 1,045.56 |
| 60-64 | 307 | 331,295 | 1,079.14 | 841 | 820,539 | 975.67 | 1,148 | 1,151,834 | 1,003.34 |
| 65-69 | 480 | 536,621 | 1,098.57 | 1,276 | 1,265,493 | 991.77 | 1,756 | 1,802,114 | 1,026.26 |
| 70-74 | 461 | 508,511 | 1,103.06 | 1,323 | 1,293,026 | 977.34 | 1,784 | 1,801,537 | 1,009.83 |
| 75-79 | 504 | 537,498 | 1,066.46 | 1,306 | 1,289,247 | 987.17 | 1,810 | 1,826,745 | 1,009.25 |
| 80-84 | 449 | 492,005 | 1,095.78 | 1,088 | 1,055,905 | 970.50 | 1,537 | 1,547,910 | 1,007.10 |
| 85+ | 551 | 636,525 | 1,155.22 | 1,096 | 1,096,332 | 1,000.30 | 1,647 | 1,732,857 | 1,052.13 |
| 65 + | 2,445 | 2,711,160 | 1,108.86 | 6,089 | 6,000,003 | 985.38 | 8,534 | 8,711,163 | 1,020.76 |
| T O T A L | 2,752 | 3,042,455 | 1,105.54 | 6,930 | 6,820,542 | 984.21 | 9,682 | 9,862,997 | 1,018.69 |

NOTE: Does not include benefits paid under international agreements on social security.
N'inclut pas les prestations payées sous les accords internationaux de sécurité sociale.

CANADA PENSION PLAN
RÉGIME DE PENSIONS DU CANADA

DISTRIBUTION OF COMBINED DISABILITY AND SURVIVOR'S PENSIONS, BY AGE AND BY GENDER
RÉPARTITION DES PRESTATIONS D'INVALIDITÉ ET DE SURVIVANT COMBINÉES, SELON L'ÂGE ET LE SEXE

| Age / Âge | Male - Masculin | | | Female - Féminin | | | T O T A L | | |
|------------------|------------------|-------------------|----------------------|------------------|-------------------|----------------------|------------------|-------------------|----------------------|
| | Number Nombre | Amount Montant | *Average *Moyenne | Number Nombre | Amount Montant | *Average *Moyenne | Number Nombre | Amount Montant | *Average *Moyenne |
| | # | \$ | \$ | # | \$ | \$ | # | \$ | \$ |
| -25 | 0 | 0 | 0.00 | 0 | 0 | 0.00 | 0 | 0 | 0.00 |
| 25-29 | 0 | 0 | 0.00 | X | X | 1,150.50 | X | X | 1,150.50 |
| 30-34 | 0 | 0 | 0.00 | X | X | 1,127.00 | X | X | 1,127.00 |
| 35-39 | X | X | 1,163.33 | X | X | 1,183.24 | 31 | 36,561 | 1,179.39 |
| 40-44 | X | X | 1,159.61 | X | X | 1,205.76 | 136 | 162,553 | 1,195.24 |
| 45-49 | 65 | 83,376 | 1,282.71 | 331 | 395,974 | 1,196.30 | 396 | 479,350 | 1,210.48 |
| 50-54 | 181 | 224,983 | 1,243.00 | 857 | 1,042,870 | 1,216.88 | 1,038 | 1,267,853 | 1,221.44 |
| 55-59 | 616 | 791,481 | 1,284.87 | 2,391 | 2,936,814 | 1,228.28 | 3,007 | 3,728,295 | 1,239.87 |
| 60-64 | 1,642 | 2,192,854 | 1,335.48 | 5,881 | 7,429,383 | 1,263.29 | 7,523 | 9,622,237 | 1,279.04 |
| T O T A L | 2,541 | 3,335,622 | 1,312.72 | 9,594 | 11,965,782 | 1,247.22 | 12,135 | 15,301,404 | 1,260.93 |

NOTE: Does not include benefits paid under international agreements on social security.
N'inclut pas les prestations payées sous les accords internationaux de sécurité sociale.

CANADA PENSION PLAN
RÉGIME DE PENSIONS DU CANADA

DISTRIBUTION OF NEW COMBINED DISABILITY AND SURVIVOR'S PENSIONS, BY AGE AND BY GENDER
RÉPARTITION DES NOUVELLES PRESTATIONS D'INVALIDITÉ ET DE SURVIVANT COMBINÉES, SELON L'ÂGE ET LE SEXE

| Age / Âge | Male - Masculin | | | Female - Féminin | | | T O T A L | | |
|------------------|------------------|-------------------|----------------------|------------------|-------------------|----------------------|------------------|-------------------|----------------------|
| | Number Nombre | Amount Montant | *Average *Moyenne | Number Nombre | Amount Montant | *Average *Moyenne | Number Nombre | Amount Montant | *Average *Moyenne |
| | # | \$ | \$ | # | \$ | \$ | # | \$ | \$ |
| -25 | 0 | 0 | 0.00 | 0 | 0 | 0.00 | 0 | 0 | 0.00 |
| 25-29 | 0 | 0 | 0.00 | 0 | 0 | 0.00 | 0 | 0 | 0.00 |
| 30-34 | 0 | 0 | 0.00 | 0 | 0 | 0.00 | 0 | 0 | 0.00 |
| 35-39 | 0 | 0 | 0.00 | X | X | 1,184.00 | X | X | 1,184.00 |
| 40-44 | X | X | 1,599.00 | X | X | 1,604.00 | X | X | 1,601.50 |
| 45-49 | 0 | 0 | 0.00 | X | X | 1,125.33 | X | X | 1,125.33 |
| 50-54 | X | X | 916.67 | X | X | 1,296.47 | 22 | 27,383 | 1,244.68 |
| 55-59 | X | X | 1,356.71 | X | X | 1,294.76 | 58 | 76,149 | 1,312.91 |
| 60-64 | 23 | 32,959 | 1,433.00 | 96 | 123,614 | 1,287.65 | 119 | 156,573 | 1,315.74 |
| T O T A L | 44 | 60,372 | 1,372.09 | 161 | 207,496 | 1,288.80 | 205 | 267,868 | 1,306.67 |

NOTE: Does not include benefits paid under international agreements on social security.
 N'inclut pas les prestations payées sous les accords internationaux de sécurité sociale.

DISABILITY BENEFITS BY CLASS OF DIAGNOSIS AND BY AGE, DECEMBER 2023
PRESTATIONS D'INVALIDITÉ SELON LA CAUSE D'INVALIDITÉ ET L'ÂGE, DÉCEMBRE 2023

| Classes of Principal Diagnosis Causes principales d'invalidité | Age of Beneficiary / Âge du bénéficiaire | | | | | | | | Total |
|--|--|--------------|--------------|---------------|---------------|---------------|---------------|----------------|----------------|
| | -30 | 30-34 | 35-39 | 40-44 | 45-49 | 50-54 | 55-59 | 60-64 | |
| I - Infectious and Parasitic Diseases / Maladies infectieuses et parasitaires | X | X | 52 | 132 | 178 | 333 | 756 | 1,211 | 2,691 |
| II - Neoplasms / Tumeurs | 86 | 255 | 538 | 1,056 | 1,776 | 2,907 | 5,296 | 8,632 | 20,546 |
| III - Endocrine, Nutritional and Metabolic Diseases, and Immunity Disorders Maladies endocriniennes, de la nutrition et du métabolisme et troubles immunitaires | 12 | 55 | 156 | 345 | 581 | 997 | 1,797 | 2,695 | 6,638 |
| IV - Diseases of the Blood and Blood-Forming Organs Maladies du sang et des organes hématopoïétiques | X | X | 21 | 39 | 55 | 75 | 123 | 174 | 500 |
| V - Mental Disorders / Troubles mentaux | 99 | 506 | 1,197 | 2,375 | 3,737 | 5,965 | 9,545 | 14,191 | 37,615 |
| VI - Diseases of the Nervous System and Sense Organs Maladies du système nerveux et des organes des sens | 21 | 106 | 268 | 562 | 1,076 | 2,213 | 4,721 | 9,389 | 18,356 |
| VII - Diseases of the Circulatory System / Maladies de l'appareil circulatoire | X | X | 38 | 97 | 192 | 410 | 1,236 | 2,725 | 4,714 |
| VIII - Diseases of the Respiratory System / Maladies de l'appareil respiratoire | 15 | 55 | 218 | 418 | 666 | 1,131 | 1,876 | 2,665 | 7,044 |
| IX - Diseases of the Digestive System / Maladies de l'appareil digestif | 406 | 1,922 | 4,269 | 7,698 | 11,380 | 16,726 | 25,803 | 35,511 | 103,715 |
| X - Diseases of the Genitourinary System/Maladies des organes génito-urinaires | 31 | 109 | 199 | 323 | 523 | 862 | 1,259 | 1,717 | 5,023 |
| XI - Complications of Pregnancy, Childbirth and Puerperium / Complications de la grossesse, de l'accouchement et des suites de couches | X | X | X | 13 | 22 | 26 | 46 | 70 | 194 |
| XII - Diseases of the Skin and Subcutaneous Tissue Maladies de la peau et du tissu cellulaire sous-cutané | X | X | 50 | 112 | 161 | 245 | 482 | 717 | 1,788 |
| XIII - Diseases of the Musculoskeletal System and Connective Tissue Maladies du système ostéo-articulaire, des muscles et du tissu conjonctif | 59 | 275 | 982 | 2,309 | 4,461 | 8,648 | 17,926 | 32,620 | 67,280 |
| XIV - Congenital Anomalies / Anomalies congénitales | 12 | 61 | 129 | 211 | 278 | 394 | 444 | 698 | 2,227 |
| XV - Certain Conditions Originating in the Perinatal Period Certaines affections dont l'origine se situe dans la période périnatale | 10 | 17 | 44 | 50 | 55 | 67 | 82 | 87 | 412 |
| XVI - Symptoms, Signs and Ill-Defined Conditions Symptômes, signes et états morbides mal définis | 24 | 109 | 299 | 560 | 889 | 1,502 | 2,460 | 3,559 | 9,402 |
| XVII - Injury and Poisoning / Lésions traumatiques et empoisonnements | 64 | 293 | 609 | 1,027 | 1,578 | 2,542 | 4,338 | 6,827 | 17,278 |
| XVIII - Unknown diagnosis / Cause d'invalidité inconnue | × | × | × | 11 | 20 | 42 | 67 | 100 | 256 |
| T O T A L | 859 | 3,836 | 9,088 | 17,338 | 27,628 | 45,085 | 78,257 | 123,588 | 305,679 |

NOTE: Does not include benefits paid under international agreements on social security.
N'inclut pas les prestations payées sous les accords internationaux de sécurité sociale.

CANADA PENSION PLAN
RÉGIME DE PENSIONS DU CANADA

Domestic & Foreign
Au pays et À l'étrangerNUMBER OF BENEFITS PAID UNDER INTERNATIONAL AGREEMENTS ON SOCIAL SECURITY
NOMBRE DE PRESTATIONS VERSÉES SOUS LES ACCORDS INTERNATIONAUX DE SÉCURITÉ SOCIALE

| Country of Agreement Pays de l'accord | Disability Invalidité | Child's - Enfant | | Survivor's Survivant | Orphan's - Orphelin | | Death Décès | Combined Combinées | |
|---|--------------------------|------------------|-----------|-------------------------|---------------------|-----------|----------------|-----------------------|--------------|
| | | -18 | 18-24 | | -18 | 18-24 | | | T total |
| Albania / Albanie | - | - | - | X | - | - | X | - | |
| Antigua & Barbuda | X | - | - | X | X | - | X | - | |
| Australia / Australie | 129 | 18 | - | 597 | 17 | X | 763 | X | |
| Austria / Autriche | X | - | - | 97 | X | - | 110 | - | |
| Barbados / Barbade | X | - | - | 29 | X | - | 33 | - | |
| Belgium / Belgique | - | - | - | 62 | - | - | 62 | - | |
| Brazil / Brésil | X | - | - | 19 | X | X | 25 | X | |
| Bulgaria / Bulgarie | X | - | - | 19 | X | - | 25 | - | |
| Chile / Chili | X | - | - | X | - | - | 33 | X | |
| Croatia/Croatie | 11 | X | - | 117 | - | X | 132 | - | |
| Cyprus / Chypre | X | - | - | X | - | - | 30 | - | |
| Czechoslovakia / Tchécoslovaquie | 14 | X | - | 49 | X | - | 69 | - | |
| Denmark / Danemark | X | - | - | X | - | - | 32 | - | |
| Dominica | - | - | - | X | - | - | X | X | |
| Estonia / Estonie | - | - | - | X | - | X | X | X | |
| Finland / Finlande | X | X | - | 43 | - | - | 51 | X | |
| France | X | X | - | 105 | X | X | 122 | - | |
| Germany / Allemagne | 96 | X | X | 947 | 26 | - | 1,076 | 20 | |
| Greece / Grèce | 14 | X | - | 543 | X | X | 568 | X | |
| Grenada/ Grenade | X | - | - | X | - | - | X | - | |
| Hungary / Hongrie | 11 | X | - | 75 | X | X | 92 | X | |
| Iceland / Islande | X | - | - | X | - | - | X | - | |
| India / Inde | X | X | X | 21 | 13 | - | 39 | - | |
| Ireland / Irlande | X | X | - | 91 | 10 | - | 108 | X | |
| Italy / Italie | X | X | - | 1,773 | X | - | 1,788 | 13 | |
| Jamaica / Jamaïque | X | X | - | 116 | X | X | 134 | X | |
| Japan / Japon | X | - | - | 106 | X | X | 120 | - | |
| Jersey / Guernsey | - | - | - | X | X | - | X | - | |
| Latvia / Lettonie | - | - | - | X | - | X | X | - | |
| Lithuania / Lituanie | - | - | - | X | - | X | X | - | |
| Luxemburg | X | X | - | X | - | - | X | - | |
| North Macedonia / Macédoine du Nord | X | X | - | 20 | - | - | 23 | - | |
| Malta / Malte | X | - | - | X | - | - | 158 | X | |
| Mexico / Mexique | X | X | - | 35 | 15 | X | 54 | X | |
| Morocco / Maroc | - | - | - | X | - | - | X | - | |
| Netherlands / Pays-Bas | 21 | X | - | 289 | X | X | 327 | X | |
| New Zealand / Nouvelle-Zélande | X | X | X | 57 | X | X | 69 | X | |
| Norway / Norvège | X | X | - | 46 | - | - | 66 | X | |
| Peru / Pérou | X | - | - | X | - | - | X | - | |
| Phillipines | 22 | X | X | 847 | 132 | 27 | 1,033 | X | |
| Poland / Pologne | 21 | X | - | 210 | 21 | X | 257 | X | |
| Portugal | 72 | X | X | 855 | 10 | X | 942 | X | |
| Romania / Roumanie | X | - | - | 52 | X | - | 65 | - | |
| Saint Lucia / Sainte-Lucie | - | - | - | X | - | - | X | - | |
| Serbia / Serbie | X | X | - | 39 | X | - | 49 | - | |
| Slovenia / Slovénie | X | - | - | 23 | - | X | 27 | - | |
| South Korea / Corée du Sud | X | - | - | 32 | X | - | 42 | - | |
| Spain / Espagne | 15 | X | - | 164 | X | X | 189 | X | |
| Saint Kitts and Nevis / St-Kitts-et-Nevis | - | - | - | X | - | - | X | - | |
| Saint Vincent and Grenadines | - | - | - | X | - | - | X | - | |
| Slovakia / Slovaquie | X | X | - | 30 | X | - | 43 | - | |
| Sweden / Suède | X | X | - | 48 | X | X | 53 | - | |
| Switzerland / Suisse | 17 | X | - | 100 | X | X | 128 | - | |
| Trinidad & Tobago / Trinité-et-Tobago | X | - | - | 103 | X | - | 107 | - | |
| Turkey / Turquie | X | - | - | 33 | X | X | 42 | - | |
| United States / États-Unis | 521 | 66 | X | 4,896 | 213 | X | 5,746 | 45 | |
| Uruguay | X | - | - | X | - | - | 14 | - | |
| T O T A L | 1,102 | 144 | 14 | 12,976 | 567 | 99 | 14,902 | 114 | 6,167 |

Domestic & Foreign
Au pays et à l'étrangerGROSS AMOUNT PAID UNDER INTERNATIONAL AGREEMENTS ON SOCIAL SECURITY
MONTANT BRUT VERSÉ POUR LES PRESTATIONS SOUS LES ACCORDS INTERNATIONAUX DE SÉCURITÉ SOCIALE

| Country of Agreement Pays de l'accord | Disability Invalidité | Child's - Enfant | | Survivor's Survivant | Orphan's - Orphelin | | Death Décès | Combined Combinées | |
|---|--------------------------|------------------|---------------|-------------------------|---------------------|---------------|----------------|-----------------------|------------------|
| | | -18 | 18-24 | | -18 | 18-24 | Total | | |
| | \$ | \$ | \$ | \$ | \$ | \$ | \$ | \$ | |
| Albania / Albanie | - | - | - | X | - | - | - | X | - |
| Antigua & Barbuda | X | - | - | X | X | - | - | X | - |
| Australia / Australie | 108,957 | 5,073 | - | 71,323 | 3,714 | X | 1,288 | X | 93,692 |
| Austria / Autriche | X | - | - | 9,625 | X | - | - | 14,639 | 15,190 |
| Barbados / Barbade | X | - | - | 2,361 | X | - | - | 4,341 | 12,159 |
| Belgium / Belgique | - | - | - | 4,861 | - | - | - | 4,861 | 5,366 |
| Brazil / Brésil | X | - | - | 4,260 | X | X | 1,500 | X | 3,877 |
| Bulgaria / Bulgarie | X | - | - | 2,372 | X | - | - | 4,029 | X |
| Chile / Chili | X | - | - | X | - | - | 2,000 | X | 9,524 |
| Croatia/Croatie | 8,015 | X | - | 11,984 | - | X | - | 20,616 | 21,385 |
| Cyprus / Chypre | X | - | - | X | - | - | - | 6,285 | 3,196 |
| Czechoslovakia / Tchécoslovaquie | 8,445 | X | - | 5,524 | X | - | - | 15,201 | 18,755 |
| Denmark / Danemark | X | - | - | X | - | - | - | 7,121 | 6,273 |
| Dominica | - | - | - | X | - | - | - | X | X |
| Estonia / Estonie | - | - | - | X | - | X | 2,250 | X | X |
| Finland / Finlande | X | X | - | 11,890 | - | - | 2,000 | X | 14,258 |
| France | X | X | - | 10,206 | X | X | - | 13,635 | 14,666 |
| Germany / Allemagne | 57,256 | X | X | 99,492 | 4,310 | - | 24,508 | 186,963 | 127,578 |
| Greece / Grèce | 8,876 | X | - | 95,313 | X | X | 5,570 | X | 88,387 |
| Grenada/ Grenade | X | - | - | X | - | - | - | X | - |
| Hungary / Hongrie | 6,490 | X | - | 12,808 | X | X | 3,944 | X | 20,413 |
| Iceland / Islande | X | - | - | X | - | - | - | X | X |
| India / Inde | X | X | X | 3,267 | 2,110 | - | - | 11,433 | 273 |
| Ireland / Irlande | X | X | - | 10,007 | 1,961 | - | 1,043 | X | 19,627 |
| Italy / Italie | X | X | - | 258,528 | X | - | 18,992 | 283,950 | 237,169 |
| Jamaica / Jamaïque | X | X | - | 15,619 | X | X | 2,500 | X | 36,832 |
| Japan / Japon | X | - | - | 15,238 | X | X | - | 20,435 | 3,753 |
| Jersey / Guernsey | - | - | - | X | X | - | - | X | - |
| Latvia / Lettonie | - | - | - | X | - | X | - | X | X |
| Lithuania / Lituanie | - | - | - | X | - | X | - | X | X |
| Luxemburg | X | X | - | X | - | - | - | X | - |
| North Macedonia / Macédoine du Nord | X | X | - | 1,141 | - | - | - | 2,457 | 4,798 |
| Malta / Malte | X | - | - | X | - | - | 3,222 | X | 28,747 |
| Mexico / Mexique | X | X | - | 7,893 | 2,408 | X | 3,672 | X | 2,003 |
| Morocco / Maroc | - | - | - | X | - | - | - | X | - |
| Netherlands / Pays-Bas | 13,661 | X | - | 37,088 | X | X | 1,786 | X | 35,155 |
| New Zealand / Nouvelle-Zélande | X | X | X | 6,673 | X | X | 1,250 | X | 15,868 |
| Norway / Norvège | X | X | - | 5,793 | - | - | 2,000 | X | 14,508 |
| Peru / Pérou | X | - | - | X | - | - | - | X | X |
| Phillipines | 12,559 | X | X | 104,332 | 26,521 | 17,909 | 2,938 | X | 149,299 |
| Poland / Pologne | 15,741 | X | - | 21,916 | 4,007 | X | 2,000 | X | 51,835 |
| Portugal | 50,911 | X | X | 132,837 | 1,414 | X | 11,771 | X | 189,749 |
| Romania / Roumanie | X | - | - | 7,084 | X | - | - | 14,438 | 7,110 |
| Saint Lucia / Sainte-Lucie | - | - | - | X | - | - | - | X | X |
| Serbia / Serbie | X | X | - | 4,622 | X | - | - | 8,978 | 5,716 |
| Slovenia / Slovénie | X | - | - | 3,000 | - | X | - | 5,653 | 14,400 |
| South Korea / Corée du Sud | X | - | - | 4,644 | X | - | - | 7,847 | X |
| Spain / Espagne | 8,656 | X | - | 30,643 | X | X | 2,500 | X | 17,764 |
| Saint Kitts and Nevis / St-Kitts-et-Nevis | - | - | - | X | - | - | - | X | X |
| Saint Vincent and Grenadines | - | - | - | X | - | - | - | X | - |
| Slovakia / Slovaquie | X | X | - | 2,902 | X | - | - | 8,110 | 7,356 |
| Sweden / Suède | X | X | - | 5,364 | X | X | - | 7,356 | 6,929 |
| Switzerland / Suisse | 10,616 | X | - | 11,585 | X | X | - | 24,911 | 15,476 |
| Trinidad & Tobago / Trinité-et-Tobago | X | - | - | 9,395 | X | - | - | 10,606 | 21,416 |
| Turkey / Turquie | X | - | - | 4,777 | X | X | - | 8,629 | 3,906 |
| United States / États-Unis | 489,667 | 27,113 | X | 662,531 | 50,590 | X | 67,613 | 1,331,330 | 1,025,831 |
| Uruguay | X | - | - | X | - | - | - | 2,557 | X |
| T O T A L | 891,245 | 46,990 | 10,220 | 1,749,322 | 122,742 | 68,027 | 164,347 | 3,052,893 | 2,386,172 |

NUMBER OF BENEFITS PAID OUTSIDE CANADA, BY COUNTRY OF RESIDENCE AND BY TYPE, DECEMBER 2023
NOMBRE DE PRESTATIONS PAYÉES À L'EXTÉRIEUR DU CANADA, SELON LE PAYS DE RÉSIDENCE ET LE TYPE, DÉCEMBRE 2023

| Country Pays | Retirement Retraite | Post Retirement Benefit Prestations après - retraite | Disability Invalidité | Children of Disabled Contributor Enfants de cotisant invalide | Survivor's Survivant | Children of Deceased Contributor Enfants de cotisant décédé | TOTAL | Death Décès |
|---|------------------------|---|--------------------------|--|-------------------------|--|--------|----------------|
| People residing in a country with an agreement / Personne qui réside dans un pays avec un accord | | | | | | | | |
| Albania / Albanie | X | X | X | 0 | X | 0 | 19 | 0 |
| Antigua & Barbuda | 41 | X | 0 | 0 | X | 0 | 50 | 0 |
| Australia / Australie | 11,372 | 430 | 30 | X | 739 | X | 12,598 | X |
| Austria / Autriche | 728 | 43 | X | 0 | 82 | X | 862 | 0 |
| Barbados / Barbade | 741 | 135 | X | 0 | 72 | X | 950 | X |
| Belgium / Belgique | 569 | 18 | X | 0 | 50 | X | 640 | 0 |
| Brazil / Brésil | 225 | 26 | X | X | 74 | X | 332 | 0 |
| Bulgaria / Bulgarie | 129 | 22 | X | X | 16 | X | 174 | 0 |
| Chile / Chili | 509 | 24 | X | X | 90 | 0 | 634 | 0 |
| Croatia/Croatie | 716 | 123 | X | 0 | 151 | X | 998 | X |
| Cyprus / Chypre | 574 | 30 | X | 0 | 61 | X | 669 | 0 |
| Czechoslovakia / Tchécoslovaquie | 682 | 104 | X | 0 | 139 | X | 935 | 0 |
| Denmark / Danemark | 548 | X | 0 | 0 | 52 | X | 621 | 0 |
| Dominica | 56 | X | 0 | 0 | X | 0 | 72 | 0 |
| Estonia / Estonie | 30 | 0 | 0 | 0 | X | X | 46 | 0 |
| Finland / Finlande | 507 | 31 | X | X | 79 | X | 630 | X |
| France | 2,828 | 170 | X | 0 | 224 | X | 3,235 | X |
| Germany / Allemagne | 4,876 | 160 | X | X | 452 | 23 | 5,530 | X |
| Greece / Grèce | 6,037 | 128 | 16 | X | 923 | X | 7,111 | X |
| Grenada/ Grenade | 76 | X | X | 0 | 11 | X | 95 | 0 |
| Hungary / Hongrie | 573 | 129 | X | X | 257 | X | 969 | X |
| Iceland / Islande | X | 0 | 0 | 0 | X | 0 | 44 | 0 |
| India / Inde | 694 | 94 | 11 | X | 126 | X | 928 | 0 |
| Ireland / Irlande | 2,246 | 213 | X | 0 | 190 | X | 2,665 | 0 |
| Italy / Italie | 9,902 | 122 | X | 0 | 1,596 | X | 11,648 | X |
| Jamaica / Jamaïque | 1,648 | 854 | 24 | 15 | 290 | 36 | 2,867 | X |
| Japan / Japon | 1,357 | 54 | X | X | 97 | X | 1,519 | X |
| Jersey / Guernsey | 47 | X | 0 | 0 | X | 0 | 58 | 0 |
| Korea / Corée | 362 | 34 | X | X | 19 | 0 | 419 | 0 |

This table includes people paid under international agreements as well as others living outside Canada.

CANADA PENSION PLAN

NUMBER OF BENEFITS PAID OUTSIDE CANADA, BY COUNTRY OF RESIDENCE AND BY TYPE, DECEMBER 2023
NOMBRE DE PRESTATIONS PAYÉES À L'EXTÉRIEUR DU CANADA, SELON LE PAYS DE RÉSIDENCE ET LE TYPE, DÉCEMBRE 2023

| Country Pays | Retirement Retraite | Post Retirement Benefit Prestations après - retraite | Disability Invalidité | Children of Disabled Contributor Enfants de cotisant invalide | Survivor's Survivant | Children of Deceased Contributor Enfants de cotisant décédé | TOTAL | Death Décès |
|---|------------------------|---|--------------------------|--|-------------------------|--|----------------|----------------|
| People residing in a country with an agreement / Personne qui résident dans un pays avec un accord | | | | | | | | |
| Latvia / Lettonie | 24 | X | X | X | 14 | X | 51 | 0 |
| Lithuania / Lituanie | 23 | X | 0 | 0 | 20 | X | 55 | 0 |
| Luxemburg | 49 | X | X | 0 | X | X | 55 | 0 |
| North Macedonia / Macédoine du Nord | 71 | X | X | 0 | 15 | 0 | 93 | 0 |
| Malta / Malte | 1,485 | 33 | X | 0 | 156 | X | 1,681 | X |
| Mexico / Mexique | 3,619 | 1,666 | X | X | 770 | 101 | 6,185 | X |
| Morocco / Maroc | 16 | X | X | 0 | X | X | 34 | 0 |
| Netherlands / Pays-Bas | 2,118 | 61 | X | 0 | 209 | X | 2,405 | X |
| New Zealand / Nouvelle-Zélande | 3,842 | 216 | X | X | 197 | X | 4,265 | X |
| Norway / Norvège | 471 | 12 | X | 0 | 34 | X | 521 | 0 |
| Peru / Pérou | 105 | X | X | 0 | 27 | X | 140 | 0 |
| Phillipines | 1,064 | 367 | 16 | 15 | 385 | 86 | 1,933 | X |
| Poland / Pologne | 2,231 | 800 | 41 | 0 | 368 | 19 | 3,459 | X |
| Portugal | 6,996 | 519 | 98 | X | 1,589 | X | 9,221 | 14 |
| Romania / Roumanie | 384 | 183 | 13 | X | 47 | X | 640 | X |
| Saint Kitts and Nevis / St-Kitts-et-Nevis | X | 0 | 0 | 0 | X | 0 | 54 | 0 |
| Saint Lucia / Sainte-Lucie | 81 | X | 0 | 0 | X | 0 | 96 | 0 |
| Serbia / Serbie | 421 | 100 | X | 0 | 101 | X | 642 | X |
| ST. Vincent & Grenadines / ST. Vincent et | 106 | X | X | X | X | X | 127 | 0 |
| Slovakia / Slovaquie | 208 | X | X | 0 | 42 | 0 | 296 | 0 |
| Slovenia / Slovénie | 187 | X | X | X | 58 | 0 | 254 | 0 |
| Spain / Espagne | 2,024 | 204 | X | 0 | 278 | X | 2,517 | X |
| Sweden / Suède | 708 | 22 | X | 0 | 42 | X | 775 | 0 |
| Switzerland / Suisse | 1,619 | 52 | X | 0 | 90 | X | 1,768 | X |
| Trinidad & Tobago / Trinité-et-Tobago | 992 | X | 0 | 0 | 113 | X | 1,187 | 0 |
| Turkey / Turquie | 243 | 24 | X | 0 | 59 | X | 335 | 0 |
| United States / États-Unis | 94,038 | 4,631 | 339 | 59 | 13,349 | 412 | 112,828 | 175 |
| Uruguay | 131 | X | 0 | 0 | 26 | X | 186 | 0 |
| TOTAL | 171,421 | 12,085 | 781 | 145 | 23,855 | 834 | 209,121 | 242 |

(X) Includes countries with less than 10 beneficiaries. / Comprend les pays ayant moins de 10 bénéficiaires.

BENEFIT AMOUNTS PAID OUTSIDE CANADA, BY COUNTRY OF RESIDENCE AND BY TYPE, 2023
MONTANT DES PRESTATIONS PAYÉES À L'EXTÉRIEUR DU CANADA, SELON LE PAYS DE RÉSIDENCE ET LE GENRE, 2023

| Country Pays | Retirement Retraite | Post Retirement Benefit Prestations après - retraite | Disability Invalidité | Children of Disabled Contributor Enfants de cotisant invalide | Survivor's Survivant | Children of Deceased Contributor Enfants de cotisant décédé | Death Décès | TOTAL |
|---|------------------------|---|--------------------------|--|-------------------------|--|----------------|------------|
| | \$ | \$ | \$ | \$ | \$ | \$ | \$ | \$ |
| People residing in a country with an agreement / Personne qui résident dans un pays avec un accord | | | | | | | | |
| Albania / Albanie | 27,505 | 48 | 8,598 | 0 | 22,604 | 0 | 0 | 58,755 |
| Antigua & Barbuda | 205,638 | 442 | 0 | 0 | 25,616 | 0 | 0 | 231,696 |
| Australia / Australie | 35,068,593 | 59,526 | 354,888 | 9,578 | 3,014,080 | 98,602 | 193,618 | 38,798,886 |
| Austria / Autriche | 2,081,415 | 5,547 | 44,442 | 0 | 389,757 | 12,114 | 16,884 | 2,550,159 |
| Barbados / Barbade | 2,688,164 | 14,594 | 16,706 | 0 | 278,761 | 1,409 | 25,000 | 3,024,635 |
| Belgium / Belgique | 1,414,031 | 3,273 | 1,099 | 0 | 235,698 | 7,888 | 7,500 | 1,669,489 |
| Brazil / Brésil | 990,031 | 4,025 | 10,971 | 6,761 | 346,951 | 14,649 | 0 | 1,373,389 |
| Bulgaria / Bulgarie | 348,778 | 3,566 | 30,764 | 5,634 | 57,248 | 4,226 | 2,500 | 452,717 |
| Chile / Chili | 2,037,331 | 3,725 | 67,871 | 12,677 | 342,950 | 0 | 5,000 | 2,469,554 |
| Croatia/Croatie | 3,023,459 | 15,448 | 68,158 | 0 | 656,396 | 2,817 | 32,500 | 3,798,778 |
| Cyprus / Chypre | 1,822,788 | 3,327 | 20,887 | 0 | 223,759 | 6,761 | 10,000 | 2,087,523 |
| Czechoslovakia / Tchécoslovaquie | 3,413,297 | 13,452 | 49,472 | 0 | 625,074 | 23,101 | 35,000 | 4,159,396 |
| Denmark / Danemark | 1,687,570 | 3,401 | 0 | 0 | 249,626 | 3,381 | 12,500 | 1,956,476 |
| Dominica | 121,718 | 363 | 0 | 0 | 9,303 | 0 | 0 | 131,385 |
| Estonia / Estonie | 156,138 | 0 | 0 | 0 | 94,793 | 3,381 | 2,500 | 256,811 |
| Finland / Finlande | 1,741,075 | 3,712 | 44,694 | 14,368 | 350,916 | 3,944 | 25,000 | 2,183,709 |
| France | 8,969,061 | 29,044 | 116,170 | 2,535 | 956,540 | 15,213 | 57,500 | 10,146,063 |
| Germany / Allemagne | 10,554,366 | 20,048 | 149,058 | 20,284 | 2,187,660 | 79,163 | 127,500 | 13,138,079 |
| Greece / Grèce | 15,365,532 | 15,085 | 146,518 | 15,213 | 3,384,485 | 16,903 | 170,000 | 19,113,736 |
| Grenada/ Grenade | 269,357 | 412 | 8,463 | 0 | 36,850 | 3,099 | 0 | 318,181 |
| Hungary / Hongrie | 2,590,730 | 16,014 | 45,745 | 9,297 | 1,414,545 | 22,819 | 32,500 | 4,131,651 |
| Iceland / Islande | 137,710 | 0 | 0 | 0 | 20,433 | 0 | 2,500 | 160,643 |
| India / Inde | 2,060,305 | 15,819 | 90,211 | 7,043 | 485,686 | 9,015 | 2,500 | 2,670,579 |
| Ireland / Irlande | 7,445,172 | 29,718 | 141,585 | 1,690 | 785,326 | 12,677 | 48,789 | 8,464,958 |
| Italy / Italie | 26,011,576 | 16,459 | 223,093 | 0 | 6,925,905 | 29,581 | 295,420 | 33,502,033 |
| Jamaica / Jamaïque | 3,974,220 | 63,440 | 165,778 | 61,133 | 1,025,993 | 135,789 | 37,500 | 5,463,853 |
| Japan / Japon | 4,459,732 | 5,980 | 12,323 | 3,381 | 438,077 | 29,581 | 17,500 | 4,966,573 |
| Jersey / Guernsey | 184,452 | 1,752 | 0 | 0 | 26,156 | 0 | 0 | 212,361 |
| Korea / Corée | 814,535 | 4,296 | 12,279 | 3,381 | 67,511 | 0 | 2,500 | 904,502 |

This table includes people paid under international agreements as well as others living outside Canada.

Ce tableau comprend les personnes payées sous les accords internationaux ainsi que celles résidant à l'extérieur du Canada.

CANADA PENSION PLAN
RÉGIME DE PENSIONS DU CANADA

BENEFIT AMOUNTS PAID OUTSIDE CANADA, BY COUNTRY OF RESIDENCE AND BY TYPE, 2023
MONTANT DES PRESTATIONS PAYÉES À L'EXTÉRIEUR DU CANADA, SELON LE PAYS DE RÉSIDENCE ET LE GENRE, 2023

| Country Pays | Retirement Retraite | Post Retirement Benefit Prestations après - retraite | Disability Invalidité | Children of Disabled Contributor Enfants de cotisant invalide | Survivor's Survivant | Children of Deceased Contributor Enfants de cotisant décédé | Death Décès | TOTAL |
|---|------------------------|---|--------------------------|--|-------------------------|--|------------------|--------------------|
| | \$ | \$ | \$ | \$ | \$ | \$ | \$ | \$ |
| People residing in a country with an agreement / Personne qui réside dans un pays avec un accord | | | | | | | | |
| Latvia / Lettonie | 169,848 | 1,037 | 9,926 | 13,523 | 88,125 | 12,959 | 2,500 | 297,918 |
| Lithuania / Lituanie | 73,772 | 1,779 | 0 | 0 | 120,158 | 6,761 | 0 | 202,470 |
| Luxemburg | 196,715 | 176 | 10,656 | 0 | 3,447 | 6,761 | 0 | 217,757 |
| North Macedonia / Macédoine du Nord | 169,297 | 145 | 48,029 | 0 | 69,049 | 5,634 | 12,500 | 304,655 |
| Malta / Malte | 4,931,814 | 6,064 | 89,408 | 845 | 618,329 | 3,099 | 25,000 | 5,674,559 |
| Mexico / Mexique | 11,818,602 | 167,415 | 170,408 | 16,903 | 2,706,706 | 345,670 | 152,500 | 15,378,205 |
| Morocco / Maroc | 75,224 | 1,746 | 10,204 | 0 | 33,800 | 2,817 | 0 | 123,791 |
| Netherlands / Pays-Bas | 5,343,178 | 8,285 | 78,379 | 2,817 | 910,396 | 41,695 | 44,060 | 6,428,810 |
| New Zealand / Nouvelle-Zélande | 11,918,958 | 36,196 | 45,631 | 3,944 | 844,551 | 30,426 | 45,000 | 12,924,707 |
| Norway / Norvège | 1,398,455 | 1,927 | 37,321 | 563 | 153,368 | 5,353 | 10,000 | 1,606,987 |
| Peru / Pérou | 447,057 | 1,244 | 18,748 | 0 | 120,587 | 1,972 | 2,500 | 592,109 |
| Phillipines | 4,987,813 | 45,141 | 158,031 | 50,710 | 1,897,770 | 297,496 | 70,000 | 7,506,961 |
| Poland / Pologne | 7,239,138 | 113,182 | 417,850 | 7,043 | 1,510,462 | 70,712 | 55,000 | 9,413,387 |
| Portugal | 27,151,058 | 69,680 | 1,081,978 | 40,004 | 6,889,567 | 30,426 | 325,747 | 35,588,460 |
| Romania / Roumanie | 1,284,361 | 24,468 | 136,016 | 12,959 | 166,811 | 34,370 | 10,000 | 1,668,984 |
| Saint Kitts and Nevis / St-Kitts-et-Nevis | 158,780 | 0 | 0 | 0 | 40,630 | 0 | 0 | 199,410 |
| Saint Lucia / Sainte-Lucie | 309,686 | 775 | 0 | 0 | 36,775 | 0 | 2,500 | 349,737 |
| Serbia / Serbie | 1,221,709 | 11,408 | 125,765 | 0 | 450,084 | 30,144 | 27,500 | 1,866,609 |
| ST. Vincent & Grenadines / ST. Vincent et les G | 276,830 | 869 | 9,885 | 2,817 | 32,483 | 3,381 | 0 | 326,264 |
| Slovakia / Slovaquie | 794,478 | 6,620 | 50,254 | 0 | 181,976 | 0 | 7,500 | 1,040,828 |
| Slovenia / Slovénie | 735,026 | 788 | 14,594 | 3,381 | 276,922 | 0 | 10,000 | 1,040,711 |
| Spain / Espagne | 7,877,478 | 29,622 | 83,877 | 0 | 1,230,047 | 11,551 | 67,500 | 9,300,075 |
| Sweden / Suède | 1,910,761 | 4,009 | 10,742 | 0 | 182,497 | 8,170 | 7,500 | 2,123,679 |
| Switzerland / Suisse | 4,737,905 | 4,484 | 39,583 | 0 | 378,988 | 13,523 | 27,500 | 5,201,983 |
| Trinidad & Tobago / Trinité-et-Tobago | 2,373,190 | 6,690 | 6,338 | 0 | 435,836 | 23,664 | 20,000 | 2,865,718 |
| Turkey / Turquie | 975,535 | 1,723 | 34,247 | 2,535 | 277,668 | 14,368 | 7,500 | 1,313,577 |
| United States / États-Unis | 410,362,070 | 739,918 | 3,967,053 | 226,503 | 57,423,677 | 1,546,643 | 4,895,532 | 479,161,396 |
| Uruguay | 490,661 | 3,284 | 0 | 0 | 104,442 | 1,409 | 2,500 | 602,296 |
| T O T A L | 649,093,680 | 1,641,191 | 8,484,698 | 557,524 | 101,863,852 | 3,085,116 | 6,992,551 | 771,718,613 |

(X) Includes countries with less than 10 beneficiaries. / Comprend les pays ayant moins de 10 bénéficiaires.

NUMBER OF BENEFITS PAID OUTSIDE CANADA, BY COUNTRY OF RESIDENCE AND BY TYPE, DECEMBER 2023
NOMBRE DE PRESTATIONS PAYÉES À L'EXTÉRIEUR DU CANADA, SELON LE PAYS DE RÉSIDENCE ET LE TYPE, DÉCEMBRE 2023

| Country Pays | Retirement Retraite | Post Retirement Benefit Prestations après - retraite | Disability Invalidité | Children of Disabled Contributor Enfants de cotisant invalide | Survivor's Survivant | Children of Deceased Contributor Enfants de cotisant décédé | TOTAL | Death Décès |
|---|------------------------|---|--------------------------|--|-------------------------|--|-------|----------------|
| People residing in a country without an agreement / Personne qui réside dans un pays sans accord | | | | | | | | |
| Afghanistan | X | 0 | 0 | 0 | 0 | 0 | X | 0 |
| Algeria / Algerie | X | 0 | 0 | 0 | X | 0 | X | X |
| Argentina / Argentine | 233 | 32 | X | 0 | 44 | X | 312 | 0 |
| Armenia / Arménie | X | 0 | 0 | 0 | X | 0 | 103 | 0 |
| Bahamas | 120 | X | 0 | 0 | 18 | X | 151 | X |
| Bahrain / Bahreïn | X | X | 0 | 0 | X | X | 10 | 0 |
| Belize | 67 | X | X | 0 | 15 | X | 94 | 0 |
| Bermuda / Bermudes | 160 | X | 0 | 0 | 20 | X | 185 | 0 |
| Bolivia / Bolivie | 10 | X | X | 0 | X | X | 26 | 0 |
| Cayman Islands / Îles Caïmans | 132 | X | 0 | 0 | X | 0 | 157 | X |
| China / Chine | 282 | X | X | 0 | 43 | X | 342 | X |
| Colombia / Colombie | 178 | 22 | X | X | 33 | X | 250 | 0 |
| Costa Rica | 258 | 59 | X | 0 | 84 | X | 407 | 0 |
| Cuba | X | 0 | 0 | 0 | 33 | X | 42 | 0 |
| Ecuador / Équateur | 205 | 36 | X | 0 | 34 | X | 283 | X |
| Egypt / Égypte | 125 | X | X | 0 | 18 | 0 | 154 | 0 |
| El Salvador | 46 | 26 | 0 | 0 | X | X | 80 | 0 |
| Fiji / Jidji | 21 | 0 | X | 0 | X | X | 30 | 0 |
| Ghana | 47 | 12 | 0 | X | X | X | 71 | 27 |
| Gibraltar | X | 0 | 0 | 0 | X | 0 | X | 0 |
| Greenland / Groenland | X | 0 | 0 | 0 | 0 | 0 | X | 0 |
| Guyana | 58 | 30 | 0 | 0 | X | X | 101 | 0 |
| Haiti | X | 0 | 0 | 0 | X | 0 | X | 0 |
| Honduras | 15 | X | 0 | 0 | X | 0 | 33 | X |
| Hong Kong | 2,037 | 72 | X | 0 | 102 | X | 2,214 | X |
| Indonesia / Indonésie | 58 | 17 | X | 0 | 22 | X | 105 | 0 |
| Iran | 15 | X | X | 0 | X | 0 | 19 | 0 |
| Iraq | X | 0 | 0 | 0 | 0 | 0 | X | 0 |
| Isle of Man / Île de Man | 28 | X | X | 0 | X | 0 | 35 | 0 |
| Israel / Israël | 1,173 | 159 | X | X | 105 | 0 | 1,445 | X |
| Jordan / Jordanie | 18 | 0 | X | 0 | X | 0 | 22 | 0 |
| Kenya | 50 | 11 | X | X | 11 | X | 80 | 0 |

This table includes people paid under international agreements as well as others living outside Canada.

Ce tableau comprend les personnes payées sous les accords internationaux ainsi que celles résidant à l'extérieur du Canada.

CANADA PENSION PLAN
RÉGIME DE PENSIONS DU CANADA

March / mars 2024

NUMBER OF BENEFITS PAID OUTSIDE CANADA, BY COUNTRY OF RESIDENCE AND BY TYPE, DECEMBER 2023
NOMBRE DE PRESTATIONS PAYÉES À L'EXTÉRIEUR DU CANADA, SELON LE PAYS DE RÉSIDENCE ET LE TYPE, DÉCEMBRE 2023

| Country Pays | Retirement Retraite | Post Retirement Benefit Prestations après - retraite | Disability Invalidité | Children of Disabled Contributor Enfants de cotisant invalide | Survivor's Survivant | Children of Deceased Contributor Enfants de cotisant décédé | TOTAL | Death Décès |
|---|------------------------|---|--------------------------|--|-------------------------|--|---------------|----------------|
| People residing in a country without an agreement / Personne qui résident dans un pays sans accord | | | | | | | | |
| Korea, North / Corée du Nord | X | 0 | 0 | 0 | 0 | 0 | X | 0 |
| Lebanon / Liban | 53 | X | X | X | X | 0 | 70 | 0 |
| Malaysia / Malaisie | 171 | X | 0 | 0 | 18 | X | 201 | 0 |
| Mauritius / Maurice | 64 | X | 0 | 0 | X | 0 | 93 | 0 |
| Monaco | X | 0 | 0 | 0 | X | 0 | 10 | 0 |
| Mozambique | X | 0 | 0 | 0 | 0 | 0 | X | 0 |
| Netherlands Antilles / Antilles Néerlandais | X | 0 | 0 | 0 | 0 | 0 | X | 0 |
| Nicaragua | 38 | X | 0 | 0 | 10 | X | 53 | 0 |
| Nigeria | 13 | X | X | 0 | X | X | 20 | 0 |
| Pakistan | 105 | 25 | X | X | 26 | X | 166 | 0 |
| Panama | 71 | X | 0 | 0 | X | 0 | 105 | 0 |
| Paraguay | 177 | X | X | 0 | 19 | X | 207 | 0 |
| Puerto Rico / Porto Rico | 16 | X | 0 | 0 | X | 0 | 27 | 0 |
| Russian Federation / Fédération de Russie | 49 | 14 | X | X | X | 0 | 75 | 0 |
| Saudi Arabia / Arabie Saoudite | 21 | 0 | 0 | 0 | 0 | 0 | 21 | 0 |
| Singapore / Singapour | 144 | 21 | 0 | 0 | X | X | 178 | X |
| South Africa / Afrique du sud | 425 | X | X | 0 | 69 | 0 | 544 | X |
| Sri Lanka | 148 | 20 | X | 0 | 35 | X | 207 | 0 |
| St. Pierre-Miquelon | X | 0 | 0 | 0 | 0 | 0 | X | 0 |
| Surinam / Suriname | X | 0 | 0 | 0 | X | 0 | 11 | 0 |
| Syria / Syrie | 0 | 0 | 0 | 0 | 0 | 0 | 0 | 0 |
| Taiwan / Taïwan | 166 | X | X | 0 | 13 | X | 190 | 0 |
| Tanzania / Tanzanie | 13 | X | 0 | 0 | X | 0 | 19 | 0 |
| Thailand / Thaïlande | 643 | 193 | X | 0 | 177 | X | 1,032 | 0 |
| Tunisia / Tunisie | X | X | 0 | 0 | X | 0 | 15 | 0 |
| Uganda / Ouganda | 17 | X | X | 0 | X | 0 | 23 | 0 |
| United Kingdom / Royaume Uni | 15,576 | 1,524 | 55 | X | 2,250 | X | 19,453 | 21 |
| Venezuela / Vénézuéla | X | 0 | 0 | 0 | X | 0 | 17 | 0 |
| Vietnam | 48 | 16 | X | 0 | 18 | X | 87 | 0 |
| Yemen / Yémen | 0 | 0 | 0 | 0 | 0 | 0 | 0 | 0 |
| Zambia / Zambie | X | X | 0 | 0 | 0 | 0 | 11 | 0 |
| Other Countries / Autres pays (1) | 597 | 182 | 20 | 27 | 134 | 14 | 974 | 0 |
| TOTAL | 24,092 | 2,681 | 134 | 59 | 3,483 | 152 | 29,412 | 58 |

(1) Includes countries with less than 10 beneficiaries. / Comprend les pays ayant moins de 10 bénéficiaires.

March / mars 2024

BENEFIT AMOUNTS PAID OUTSIDE CANADA, BY COUNTRY OF RESIDENCE AND BY TYPE, 2023
MONTANT DES PRESTATIONS PAYÉES À L'EXTÉRIEUR DU CANADA, SELON LE PAYS DE RÉSIDENCE ET LE GENRE, 2023

| Country Pays | Retirement Retraite | Post Retirement Benefit Prestations après - retraite | Disability Invalidité | Children of Disabled Contributor Enfants de cotisant invalide | Survivor's Survivant | Children of Deceased Contributor Enfants de cotisant décédé | Death Décès | TOTAL |
|---|------------------------|---|--------------------------|--|-------------------------|--|----------------|-----------|
| | \$ | \$ | \$ | \$ | \$ | \$ | \$ | \$ |
| People residing in a country without an agreement / Personne qui résident dans un pays sans accord | | | | | | | | |
| Afghanistan | 2,467 | 0 | 0 | 0 | 0 | 0 | 0 | 2,467 |
| Algeria / Algerie | 18,892 | 0 | 0 | 0 | 11,117 | 0 | 2,500 | 32,509 |
| Argentina / Argentine | 749,821 | 4,646 | 14,469 | 0 | 185,315 | 3,381 | 2,500 | 960,131 |
| Armenia / Arménie | 151,595 | 0 | 0 | 0 | 16,787 | 0 | 0 | 168,382 |
| Bahamas | 758,976 | 2,812 | 0 | 0 | 93,787 | 5,071 | 7,500 | 868,146 |
| Bahrain / Bahreïn | 38,121 | 245 | 0 | 0 | 6,326 | 3,381 | 0 | 48,072 |
| Belize | 373,198 | 1,264 | 12,942 | 0 | 77,321 | 10,142 | 0 | 474,868 |
| Bermuda / Bermudes | 780,147 | 271 | 0 | 0 | 83,796 | 3,381 | 5,000 | 872,594 |
| Bolivia / Bolivie | 32,631 | 45 | 1,186 | 0 | 39,295 | 25,355 | 0 | 98,511 |
| Cayman Islands / Îles Caïmans | 854,577 | 1,953 | 11,022 | 0 | 70,479 | 0 | 4,510 | 942,541 |
| China / Chine | 985,201 | 600 | 25,968 | 0 | 203,625 | 27,327 | 2,500 | 1,245,222 |
| Colombia / Colombie | 743,813 | 2,732 | 62,214 | 3,381 | 163,611 | 29,299 | 5,000 | 1,010,050 |
| Costa Rica | 1,931,477 | 13,217 | 8,584 | 0 | 420,134 | 16,340 | 15,000 | 2,404,752 |
| Cuba | 44,989 | 0 | 5,966 | 3,381 | 205,240 | 9,297 | 0 | 268,873 |
| Ecuador / Équateur | 1,012,556 | 5,562 | 20,394 | 0 | 140,958 | 15,213 | 17,500 | 1,212,182 |
| Egypt / Égypte | 401,921 | 662 | 8,742 | 0 | 92,610 | 0 | 0 | 503,935 |
| El Salvador | 160,254 | 4,652 | 0 | 0 | 21,306 | 2,535 | 0 | 188,747 |
| Fiji / Jidji | 73,604 | 0 | 11,361 | 0 | 43,512 | 8,452 | 0 | 136,928 |
| Ghana | 194,974 | 50,603 | 2,500 | 24,228 | 7,325 | 38,448 | 3,893 | 321,970 |
| Gibraltar | 24,737 | 0 | 0 | 0 | 3,605 | 0 | 2,500 | 30,842 |
| Greenland / Groenland | 10,673 | 0 | 0 | 0 | 517 | 0 | 0 | 11,191 |
| Guyana | 247,913 | 3,512 | 0 | 2,254 | 56,862 | 3,662 | 2,500 | 316,703 |
| Haiti | 15,292 | 0 | 0 | 0 | 2,953 | 0 | 0 | 18,244 |
| Honduras | 111,319 | 2,855 | 0 | 0 | 37,763 | 0 | 2,500 | 154,437 |
| Hong Kong | 6,686,897 | 10,831 | 18,191 | 0 | 317,349 | 3,381 | 17,500 | 7,054,148 |
| Indonesia / Indonésie | 369,494 | 1,722 | 11,972 | 0 | 118,937 | 23,664 | 2,500 | 528,289 |
| Iran | 38,950 | 210 | 8,223 | 0 | 12,354 | 0 | 0 | 59,736 |
| Iraq | 6,734 | 0 | 0 | 0 | 0 | 0 | 0 | 6,734 |
| Isle of Man / Île de Man | 153,843 | 436 | 9,611 | 0 | 14,254 | 0 | 0 | 178,143 |
| Israel / Israël | 5,271,329 | 28,991 | 69,700 | 6,761 | 399,665 | 7,043 | 30,000 | 5,813,490 |
| Jordan / Jordanie | 41,243 | 28 | 9,207 | 0 | 10,876 | 0 | 0 | 61,354 |
| Kenya | 222,302 | 1,947 | 11,737 | 13,523 | 62,882 | 17,185 | 7,500 | 337,075 |

This table includes people paid under international agreements as well as others living outside Canada.

Ce tableau comprend les personnes payées sous les accords internationaux ainsi que celles résidant à l'extérieur du Canada.

CANADA PENSION PLAN
RÉGIME DE PENSIONS DU CANADA

BENEFIT AMOUNTS PAID OUTSIDE CANADA, BY COUNTRY OF RESIDENCE AND BY TYPE, 2023
MONTANT DES PRESTATIONS PAYÉES À L'EXTÉRIEUR DU CANADA, SELON LE PAYS DE RÉSIDENCE ET LE GENRE, 2023

| Country Pays | Retirement Retraite | Post Retirement Benefit Prestations après - retraite | Disability Invalidité | Children of Disabled Contributor Enfants de cotisant invalide | Survivor's Survivant | Children of Deceased Contributor Enfants de cotisant décédé | Death Décès | TOTAL |
|---|------------------------|---|--------------------------|--|-------------------------|--|----------------|--------------------|
| | \$ | \$ | \$ | \$ | \$ | \$ | \$ | \$ |
| People residing in a country without an agreement / Personne qui réside dans un pays sans accord | | | | | | | | |
| Korea, North / Corée du Nord | 17,073 | 0 | 0 | 0 | 0 | 0 | 0 | 17,073 |
| Lebanon / Liban | 188,470 | 135 | 45,865 | 11,832 | 29,836 | 0 | 0 | 276,138 |
| Malaysia / Malaisie | 866,876 | 1,905 | 0 | 0 | 87,037 | 3,662 | 5,000 | 964,480 |
| Mauritius / Maurice | 264,392 | 4,038 | 0 | 0 | 20,463 | 0 | 0 | 288,893 |
| Monaco | 85,081 | 0 | 0 | 0 | 4,434 | 0 | 0 | 89,515 |
| Mozambique | 5,398 | 0 | 0 | 0 | 0 | 0 | 0 | 5,398 |
| Netherlands Antilles / Antilles Néerlandaises | 12,079 | 0 | 0 | 0 | 2,112 | 0 | 0 | 14,191 |
| Nicaragua | 197,941 | 82 | 0 | 0 | 40,793 | 10,142 | 0 | 248,958 |
| Nigeria | 31,110 | 175 | 8,129 | 0 | 4,323 | 3,381 | 0 | 47,119 |
| Pakistan | 323,167 | 2,190 | 10,425 | 7,325 | 108,890 | 21,411 | 0 | 473,407 |
| Panama | 488,772 | 2,348 | 0 | 0 | 25,721 | 0 | 0 | 516,841 |
| Paraguay | 246,720 | 510 | 22,402 | 0 | 52,817 | 6,761 | 2,500 | 331,712 |
| Puerto Rico / Porto Rico | 53,184 | 129 | 0 | 0 | 20,761 | 0 | 0 | 74,074 |
| Russian Federation / Fédération de Russie | 184,162 | 2,053 | 17,788 | 10,142 | 23,214 | 0 | 2,500 | 239,858 |
| Saudi Arabia / Arabie Saoudite | 100,934 | 0 | 0 | 0 | 0 | 0 | 0 | 100,934 |
| Singapore / Singapour | 651,823 | 3,222 | 0 | 0 | 51,333 | 10,142 | 7,500 | 724,020 |
| South Africa / Afrique du sud | 1,599,770 | 8,422 | 35,276 | 0 | 309,641 | 563 | 15,000 | 1,968,672 |
| Sri Lanka | 429,311 | 3,383 | 19,592 | 0 | 133,119 | 6,761 | 7,500 | 599,667 |
| St. Pierre-Miquelon | 1,683 | 0 | 0 | 0 | 0 | 0 | 0 | 1,683 |
| Surinam / Suriname | 30,012 | 0 | 0 | 0 | 2,867 | 0 | 0 | 32,879 |
| Syria / Syrie | 0 | 0 | 0 | 0 | 0 | 0 | 0 | 0 |
| Taiwan / Taïwan | 559,458 | 1,054 | 3,322 | 0 | 59,427 | 3,381 | 2,500 | 629,141 |
| Tanzania / Tanzanie | 70,228 | 283 | 0 | 0 | 12,595 | 0 | 0 | 83,106 |
| Thailand / Thaïlande | 4,294,288 | 31,328 | 40,779 | 0 | 951,192 | 54,372 | 20,000 | 5,391,959 |
| Tunisia / Tunisie | 42,682 | 596 | 0 | 0 | 5,096 | 0 | 0 | 48,374 |
| Uganda / Ouganda | 57,654 | 202 | 8,533 | 0 | 5,062 | 0 | 0 | 71,451 |
| United Kingdom / Royaume Uni | 64,521,767 | 226,574 | 573,438 | 39,159 | 9,666,183 | 138,043 | 622,304 | 75,787,468 |
| Venezuela / Vénézuéla | 28,046 | 0 | 0 | 0 | 31,739 | 0 | 0 | 59,785 |
| Vietnam | 232,285 | 1,436 | 24,712 | 0 | 66,192 | 4,508 | 0 | 329,132 |
| Yemen / Yémen | 0 | 0 | 0 | 0 | 0 | 0 | 0 | 0 |
| Zambia / Zambie | 43,650 | 55 | 0 | 0 | 0 | 0 | 0 | 43,705 |
| Other Countries / Autres pays | 2,686,779 | 23,509 | 204,581 | 88,178 | 696,999 | 53,527 | 12,500 | 3,766,073 |
| TOTAL | 100,824,735 | 548,236 | 1,338,832 | 210,163 | 15,332,403 | 569,208 | 828,207 | 119,556,975 |

**MAXIMUM MONTHLY RATE FOR THE OLD AGE SECURITY PROGRAM, BY TYPE
TAUX MENSUEL MAXIMUM POUR LE PROGRAMME DE LA SÉCURITÉ DE LA VIEILLESSE, SELON LE TYPE**

| Period | Old Age Security Pension (OAS) | Old Age Security Pension (OAS) | Old Age Security Pension (OAS) | Guaranteed Income Supplement (GIS) Supplément de revenu garanti (SRG) | | | | Allowance (ALW) Allocation (ALC) | | Allowance for the Survivor (ALS) Allocation au Survivant (ALS) | | Indexation Rate ² | |
|-----------------|---|--|---|--|---|--|--|--|--|---|--------------------------------|------------------------------|-----|
| Période | Pension de la sécurité de la vieillesse (SV) | Pension de la sécurité de la vieillesse (SV) | Pension de la sécurité de la vieillesse (SV) | Single, Spouse or Common-law partner of someone who does not receive an OAS Célibataire, Époux ou conjoint de fait d'une personne qui ne reçoit pas de pension de la SV | Spouse or Common-law partner of someone who receives an OAS pension or an Allowance Époux ou conjoint de fait d'une personne qui reçoit une pension de la SV ou une Allocation | Spouse or Common-law partner of someone who receives the GIS Époux ou conjoint de fait d'une personne qui reçoit le SRG | Spouse or Common-law partner of someone who receives the GIS Époux ou conjoint de fait d'une personne qui reçoit le SRG | Spouse or Common-law partner of someone who receives the GIS Époux ou conjoint de fait d'une personne qui reçoit le SRG | Supplement Equivalent for the Survivor Supplément pour le survivant | Extended and Survivor Prolongée et Survivant | Taux d'indexation ² | | |
| | Old Age Security Pension (age 65 and over) | Old Age Security Pension (age 65 to 74) | Old Age Security Pension (age 75 and over) | Top-Up | Maximum amount ¹ | Top-Up | Maximum amount ¹ | Top-Up | Maximum amount ¹ | Top-Up | Amount | Maximum amount ¹ | |
| | Pension de la sécurité de la vieillesse (à l'âge de 65 ans et plus) | Pension de la sécurité de la vieillesse (à l'âge de 65 ans à 74 ans) | Pension de la sécurité de la vieillesse (à l'âge de 75 ans) | Prestation complémentaire | Montant maximal ¹ | Prestation complémentaire | Montant maximal ¹ | Prestation complémentaire | Montant maximal ¹ | Prestation complémentaire | Montant | Montant maximal ¹ | |
| | \$ | \$ | \$ | \$ | \$ | \$ | \$ | \$ | \$ | \$ | \$ | \$ | % |
| 2017 Jan./Janv. | 578.53 | ... | ... | 133.83 | 864.09 | 37.94 | 520.17 | 37.94 | 1,098.70 | 133.83 | 597.31 | 1,309.67 | 0.0 |
| April/Avril | 578.53 | ... | ... | 133.83 | 864.09 | 37.94 | 520.17 | 37.94 | 1,098.70 | 133.83 | 597.31 | 1,309.67 | 0.0 |
| July/Juillet | 583.74 | ... | ... | 135.03 | 871.86 | 38.28 | 524.85 | 38.28 | 1,108.59 | 135.03 | 602.69 | 1,321.46 | 0.9 |
| Oct./Oct. | 585.49 | ... | ... | 135.44 | 874.48 | 38.39 | 526.42 | 38.39 | 1,111.91 | 135.44 | 604.50 | 1,325.43 | 0.3 |
| 2018 Jan./Janv. | 586.66 | ... | ... | 135.71 | 876.23 | 38.47 | 527.48 | 38.47 | 1,114.14 | 135.71 | 605.71 | 1,328.08 | 0.2 |
| April/Avril | 589.59 | ... | ... | 136.39 | 880.61 | 38.66 | 530.12 | 38.66 | 1,119.71 | 136.39 | 608.74 | 1,334.72 | 0.5 |
| July/Juillet | 596.67 | ... | ... | 138.03 | 891.18 | 39.12 | 536.48 | 39.12 | 1,133.15 | 138.03 | 616.04 | 1,350.74 | 1.2 |
| Oct./Oct. | 600.85 | ... | ... | 139.00 | 897.42 | 39.39 | 540.23 | 39.39 | 1,141.08 | 139.00 | 620.35 | 1,360.20 | 0.7 |
| 2019 Jan./Janv. | 601.45 | ... | ... | 139.14 | 898.32 | 39.43 | 540.77 | 39.43 | 1,142.22 | 139.14 | 620.97 | 1,361.56 | 0.1 |
| April/Avril | 601.45 | ... | ... | 139.14 | 898.32 | 39.43 | 540.77 | 39.43 | 1,142.22 | 139.14 | 620.97 | 1,361.56 | 0.0 |
| July/Juillet | 607.46 | ... | ... | 140.53 | 907.30 | 39.82 | 546.17 | 39.82 | 1,153.63 | 140.53 | 627.18 | 1,375.17 | 1.0 |
| Oct./Oct. | 613.53 | ... | ... | 141.94 | 916.38 | 40.22 | 551.63 | 40.22 | 1,165.16 | 141.94 | 633.45 | 1,388.92 | 1.0 |
| 2020 Jan./Janv. | 613.53 | ... | ... | 141.94 | 916.38 | 40.22 | 551.63 | 40.22 | 1,165.16 | 141.94 | 633.45 | 1,388.92 | 0.0 |
| April/Avril | 613.53 | ... | ... | 141.94 | 916.38 | 40.22 | 551.63 | 40.22 | 1,165.16 | 141.94 | 633.45 | 1,388.92 | 0.0 |
| July/Juillet | 613.53 | ... | ... | 141.94 | 916.38 | 40.22 | 551.63 | 40.22 | 1,165.16 | 141.94 | 633.45 | 1,388.92 | 0.0 |
| Oct./Oct. | 614.14 | ... | ... | 142.08 | 917.29 | 40.26 | 552.18 | 40.26 | 1,166.32 | 142.08 | 634.08 | 1,390.30 | 0.1 |
| 2021 Jan./Janv. | 615.37 | ... | ... | 142.36 | 919.12 | 40.34 | 553.28 | 40.34 | 1,168.65 | 142.36 | 635.35 | 1,393.08 | 0.2 |
| April/Avril | 618.45 | ... | ... | 143.07 | 923.71 | 40.54 | 556.04 | 40.54 | 1,174.49 | 143.07 | 638.53 | 1,400.05 | 0.5 |
| July/Juillet | 626.49 | ... | ... | 144.93 | 935.72 | 41.07 | 563.27 | 41.07 | 1,189.76 | 144.93 | 646.83 | 1,418.25 | 1.3 |
| Oct./Oct. | 635.26 | ... | ... | 146.96 | 948.82 | 41.64 | 571.15 | 41.64 | 1,206.41 | 146.96 | 655.89 | 1,438.11 | 1.4 |
| 2022 Jan./Janv. | 642.25 | ... | ... | 148.58 | 959.26 | 42.10 | 577.43 | 42.10 | 1,219.68 | 148.58 | 663.10 | 1,453.93 | 1.1 |
| April/Avril | 648.67 | ... | ... | 150.07 | 968.86 | 42.52 | 583.20 | 42.52 | 1,231.87 | 150.07 | 669.73 | 1,468.47 | 1.0 |
| July/Juillet | ... | 666.83 | 733.51 | 154.27 | 995.99 | 43.71 | 599.53 | 43.71 | 1,266.36 | 154.27 | 688.48 | 1,509.58 | 2.8 |
| Oct./Oct. | ... | 685.50 | 754.05 | 158.59 | 1,023.88 | 44.93 | 616.31 | 44.93 | 1,301.81 | 158.59 | 707.76 | 1,551.85 | 2.8 |
| 2023 Jan./Janv. | ... | 687.56 | 756.32 | 159.07 | 1,026.96 | 45.06 | 618.15 | 45.06 | 1,305.71 | 159.07 | 709.88 | 1,556.51 | 0.3 |
| April/Avril | ... | 691.00 | 760.10 | 159.87 | 1,032.10 | 45.29 | 621.25 | 45.29 | 1,312.25 | 159.87 | 713.43 | 1,564.30 | 0.5 |
| July/Juillet | ... | 698.60 | 768.46 | 161.63 | 1,043.45 | 45.79 | 628.09 | 45.79 | 1,326.69 | 161.63 | 721.28 | 1,581.51 | 1.1 |
| Oct./Oct. | ... | 707.68 | 778.45 | 163.73 | 1,057.01 | 46.39 | 636.26 | 46.39 | 1,343.94 | 163.73 | 730.66 | 1,602.07 | 1.3 |
| 2024 Jan./Janv. | ... | 713.34 | 784.67 | 165.04 | 1,065.47 | 46.76 | 641.35 | 46.76 | 1,354.69 | 165.04 | 165.04 | 1,614.89 | 0.8 |
| April/Avril | ... | 713.34 | 784.67 | 165.04 | 1,065.47 | 46.76 | 641.35 | 46.76 | 1,354.69 | 165.04 | 165.04 | 1,614.89 | 0.0 |
| July/Juillet | ... | 713.34 | 784.67 | 165.04 | 1,065.47 | 46.76 | 641.35 | 46.76 | 1,354.69 | 165.04 | 165.04 | 1,614.89 | 0.0 |
| Oct./Oct. | ... | 713.34 | 784.67 | 165.04 | 1,065.47 | 46.76 | 641.35 | 46.76 | 1,354.69 | 165.04 | 165.04 | 1,614.89 | 0.0 |

1 The maximum amount includes the new top-ups for the GIS and the Allowances effective July 1, 2011.
Le montant maximal inclut les nouvelles prestations complémentaires au SRG et aux Allocations entrées en vigueur le 1er juillet 2011.

2 Represents the rate of increase for the Old Age Security Benefits for each quarter.
Représente le taux d'augmentation des prestations de la Sécurité de la vieillesse pour chaque trimestre.

NET AMOUNT PAID FOR THE OLD AGE SECURITY PROGRAM, BY PROVINCE AND BY TYPE FOR THE YEAR 2023
MONTANT NET PAYÉ POUR LE PROGRAMME DE LA SÉCURITÉ DE LA VIEILLESSE, SELON LA PROVINCE ET LE TYPE POUR L'ANNÉE 2023

| Province | Old Age Security Pension* Pension de la sécurité de la vieillesse | Guaranteed Income Supplement Supplement de revenu garanti | Allowance l'Allocation | Total |
|--|---|---|----------------------------------|-----------------------|
| | \$ | \$ | \$ | \$ |
| NFLD.&LAB./T-N.&LAB. | 1,097,141,575 | 354,654,256 | 19,711,908 | 1,471,507,738 |
| P.E.I./Î.-P.-É. | 294,179,712 | 71,618,397 | 3,100,244 | 368,898,354 |
| N.S./N.-É. | 1,912,456,485 | 462,716,620 | 24,671,075 | 2,399,844,180 |
| N.B./N.-B. | 1,587,326,392 | 458,882,698 | 21,561,183 | 2,067,770,273 |
| QUE./QUÉ. | 15,446,758,966 | 4,739,466,105 | 155,104,662 | 20,341,329,733 |
| ONTARIO | 21,555,611,213 | 6,637,892,257 | 238,941,399 | 28,432,444,869 |
| MANITOBA | 1,985,801,580 | 447,308,635 | 19,055,985 | 2,452,166,200 |
| SASKATCHEWAN | 1,720,137,697 | 373,427,844 | 16,089,297 | 2,109,654,838 |
| ALBERTA | 5,372,370,495 | 1,383,686,862 | 37,520,172 | 6,793,577,528 |
| B.C./C.-B. | 8,085,466,932 | 2,557,330,090 | 71,233,459 | 10,714,030,481 |
| YUKON | 36,071,967 | 7,830,929 | 337,399 | 44,240,295 |
| N.W.T./T.N.-O. | 47,172,865 | 16,022,460 | 572,021 | 63,767,346 |
| INTERNATIONAL AGREEMENTS / ACCORDS INTERNATIONAUX | 212,792,395 | 111,004,017 | 561,715 | 324,358,126 |
| T O T A L | 59,353,288,273 | 17,621,841,170 | 608,460,518 | 77,583,589,962 |

* No breakdown available, included in OAS amount.

* Pas de ventilation disponible, montant inclus dans SV.

OLD AGE SECURITY
SÉCURITÉ DE LA VIEILLESSE

NET AMOUNT PAID FOR THE OLD AGE SECURITY PROGRAM, BY PROVINCE AND BY TYPE FOR FISCAL YEAR 2022-2023
MONTANT NET PAYÉ POUR LE PROGRAMME DE LA SÉCURITÉ DE LA VIEILLESSE, SELON LA PROVINCE ET LE GENRE POUR L'ANNÉE FINANCIÈRE 2022-2023

| Province | Old Age Security Pension Pension de la sécurité de la vieillesse | Guaranteed Income Supplement Supplément de revenu garanti | Allowance l'Allocation | Total |
|--|---|--|---------------------------|-----------------------|
| | \$ | \$ | \$ | \$ |
| NFLD.&LAB./T-N.&LAB. | 1,028,141,492 | 330,480,298 | 18,349,816 | 1,376,971,606 |
| P.E.I./Î.-P.-É. | 274,505,061 | 66,074,179 | 2,771,424 | 343,350,664 |
| N.S./N.-É. | 1,793,232,348 | 426,515,668 | 22,176,158 | 2,241,924,174 |
| N.B./N.-B. | 1,482,687,341 | 423,072,028 | 20,107,937 | 1,925,867,307 |
| QUE./QUÉ. | 14,438,441,598 | 4,386,923,344 | 144,277,763 | 18,969,642,705 |
| ONTARIO | 20,120,825,318 | 6,000,549,564 | 221,919,666 | 26,343,294,547 |
| MANITOBA | 1,869,496,950 | 411,969,703 | 19,064,631 | 2,300,531,284 |
| SASKATCHEWAN | 1,613,289,291 | 345,933,815 | 16,152,619 | 1,975,375,725 |
| ALBERTA | 4,947,718,547 | 1,249,984,144 | 37,544,544 | 6,235,247,235 |
| B.C./C.-B. | 7,544,015,898 | 2,335,053,603 | 71,493,574 | 9,950,563,075 |
| YUKON | 33,831,313 | 7,254,369 | 338,727 | 41,424,409 |
| N.W.T./T.N.-O. | 43,647,684 | 14,534,286 | 572,762 | 58,754,732 |
| INTERNATIONAL AGREEMENTS / ACCORDS INTERNATIONAUX | 203,959,229 | 102,293,015 | 391,548 | 306,643,792 |
| SUB. / SOUS-TOTAL | 55,393,792,070 | 16,100,638,016 | 575,161,168 | 72,069,591,254 |
| Repayment from CRA / Remboursement d'ARC | -2,656,508,658 | | | -2,656,508,658 |
| TOTAL | 52,737,283,412 | | | 69,413,082,596 |

NUMBER OF PERSONS RECEIVING OLD AGE SECURITY BENEFITS, BY PROVINCE AND BY TYPE
NOMBRE DE PERSONNES RECEVANT DES PRESTATIONS DE LA SÉCURITÉ DE LA VIEILLESSE, SELON LA PROVINCE ET LE TYPE

| Province | Old Age Security Pension | Guaranteed Income Supplement | Allowance | GIS as % OAS |
|--|---|------------------------------|---------------|-------------------|
| | Pension de la sécurité de la vieillesse | Supplément de revenu garanti | l'Allocation | SRG en % de la SV |
| NFLD.&LAB./T-N.&LAB. | 128,368 | 58,771 | 2,482 | 45.78% |
| P.E.I./Î.-P.-É. | 34,413 | 12,206 | 458 | 35.47% |
| N.S./N.-É. | 224,215 | 81,011 | 3,472 | 36.13% |
| N.B./N.-B. | 184,970 | 76,564 | 2,738 | 41.39% |
| QUE./QUÉ. | 1,821,125 | 734,759 | 19,862 | 40.35% |
| ONTARIO | 2,679,229 | 873,340 | 24,982 | 32.60% |
| MANITOBA | 235,229 | 73,931 | 2,072 | 31.43% |
| SASKATCHEWAN | 200,128 | 60,452 | 1,724 | 30.21% |
| ALBERTA | 652,436 | 203,764 | 3,545 | 31.23% |
| B.C./C.-B. | 1,010,645 | 339,014 | 8,092 | 33.54% |
| YUKON | 6,256 | 1,653 | 31 | 26.42% |
| N.W.T./T.N.-O. | 6,100 | 2,070 | 52 | 33.93% |
| INTERNATIONAL AGREEMENTS / ACCORDS INTERNATIONAUX | 98,074 | 7,947 | 52 | 8.10% |
| T O T A L | 7,281,188 | 2,525,482 | 69,562 | 34.69% |

GROSS AMOUNT PAID FOR OLD AGE SECURITY BENEFITS, BY PROVINCE AND BY TYPE
MONTANT BRUT VERSÉ POUR LES PRESTATIONS DE LA SÉCURITÉ DE LA VIEILLESSE, SELON LA PROVINCE ET LE TYPE

| Province | Old Age Security Pension Pension de la sécurité de la vieillesse | Guaranteed Income Supplement Supplément de revenu garanti | Allowance l'Allocation | Total | Year to date (Jan / Dec) |
|--|---|--|---------------------------|----------------------|-------------------------------|
| | \$ | \$ | \$ | \$ | \$ |
| NFLD.&LAB./T-N.&LAB. | 95,444,800 | 30,539,323 | 1,565,557 | 127,549,680 | 381,951,481 |
| P.E.I./Î.-P.-É. | 25,500,760 | 6,121,828 | 240,491 | 31,863,078 | 95,392,955 |
| N.S./N.-É. | 165,951,111 | 40,292,646 | 1,977,558 | 208,221,315 | 624,150,806 |
| N.B./N.-B. | 137,075,567 | 39,554,642 | 1,669,643 | 178,299,853 | 534,834,266 |
| QUE./QUÉ. | 1,334,140,107 | 408,675,266 | 12,008,999 | 1,754,824,372 | 5,255,104,048 |
| ONTARIO | 1,863,774,244 | 583,740,063 | 18,358,146 | 2,465,872,453 | 7,374,217,388 |
| MANITOBA | 172,216,223 | 39,731,725 | 1,469,996 | 213,417,944 | 637,779,842 |
| SASKATCHEWAN | 149,181,811 | 31,876,979 | 1,203,178 | 182,261,968 | 544,879,645 |
| ALBERTA | 468,404,588 | 121,644,603 | 2,775,963 | 592,825,154 | 1,769,666,686 |
| B.C./C.-B. | 704,386,523 | 223,147,753 | 5,369,618 | 932,903,894 | 2,788,416,485 |
| YUKON | 4,703,290 | 926,489 | 18,547 | 5,648,326 | 16,885,728 |
| N.W.T./T.N.-O. | 4,647,922 | 1,322,136 | 39,162 | 6,009,220 | 17,918,028 |
| INTERNATIONAL AGREEMENTS / ACCORDS INTERNATIONAUX | 19,773,016 | 9,391,467 | 80,018 | 29,244,501 | 88,345,462 |
| T O T A L | 5,145,199,961 | 1,536,964,919 | 46,776,876 | 6,728,941,756 | 20,129,542,820 |

NUMBER OF OLD AGE SECURITY PENSIONS, BY PROVINCE AND BY RATE
NOMBRE DE PENSIONS DE LA SÉCURITÉ DE LA VIEILLESSE, SELON LA PROVINCE ET LE TAUX

| Province | Domestic - Au pays | | | Foreign - À l'étranger | | | Total | | |
|--|--------------------|------------------|------------------|------------------------|---------------|----------------|------------------|------------------|------------------|
| | 1-39/40 | 40/40 | TOTAL | 1-39/40 | 40/40 | TOTAL | 1-39/40 | 40/40 | TOTAL |
| NFLD.&LAB./T-N.&LAB. | 911 | 127,147 | 128,058 | 234 | 76 | 310 | 1,145 | 127,223 | 128,368 |
| P.E.I./Î.-P.-É. | 733 | 33,507 | 34,240 | 140 | 33 | 173 | 873 | 33,540 | 34,413 |
| N.S./N.-É. | 5,759 | 217,126 | 222,885 | 1,042 | 288 | 1,330 | 6,801 | 217,414 | 224,215 |
| N.B./N.-B. | 3,027 | 181,026 | 184,053 | 734 | 183 | 917 | 3,761 | 181,209 | 184,970 |
| QUE./QUÉ. | 100,516 | 1,707,657 | 1,808,173 | 9,264 | 3,688 | 12,952 | 109,780 | 1,711,345 | 1,821,125 |
| ONTARIO | 467,225 | 2,177,130 | 2,644,355 | 26,537 | 8,337 | 34,874 | 493,762 | 2,185,467 | 2,679,229 |
| MANITOBA | 15,854 | 216,794 | 232,648 | 2,102 | 479 | 2,581 | 17,956 | 217,273 | 235,229 |
| SASKATCHEWAN | 5,327 | 194,267 | 199,594 | 355 | 179 | 534 | 5,682 | 194,446 | 200,128 |
| ALBERTA | 77,816 | 568,157 | 645,973 | 4,971 | 1,492 | 6,463 | 82,787 | 569,649 | 652,436 |
| B.C./C.-B. | 171,510 | 827,426 | 998,936 | 8,559 | 3,150 | 11,709 | 180,069 | 830,576 | 1,010,645 |
| YUKON | X | X | 6,224 | X | X | 32 | 344 | 5,912 | 6,256 |
| N.W.T./T.N.-O. | X | X | 6,086 | X | X | 14 | 244 | 5,856 | 6,100 |
| INTERNATIONAL AGREEMENTS / ACCORDS INTERNATIONAUX | 13,783 | 791 | 14,574 | 83,321 | 179 | 83,500 | 97,104 | 970 | 98,074 |
| TOTAL | 863,024 | 6,262,775 | 7,125,799 | 137,284 | 18,105 | 155,389 | 1,000,308 | 6,280,880 | 7,281,188 |

GROSS AMOUNT PAID FOR OLD AGE SECURITY PENSIONS, BY PROVINCE AND BY RATE
MONTANT BRUT VERSÉ POUR LES PENSIONS DE LA SÉCURITÉ DE LA VIEILLESSE, SELON LA PROVINCE ET LE TAUX

| Province | Domestic - Au pays | | | Foreign - À l'étranger | | | Total | | |
|--|--------------------|----------------------|----------------------|------------------------|-------------------|-------------------|--------------------|----------------------|----------------------|
| | 1-39/40 | 40/40 | TOTAL | 1-39/40 | 40/40 | TOTAL | 1-39/40 | 40/40 | TOTAL |
| | \$ | \$ | \$ | \$ | \$ | \$ | \$ | \$ | \$ |
| NFLD.&LAB./T-N.&LAB. | 446,137 | 94,818,020 | 95,264,158 | 122,450 | 58,193 | 180,642 | 568,587 | 94,876,213 | 95,444,800 |
| P.E.I./Î.-P.-É. | 336,942 | 25,060,422 | 25,397,364 | 77,830 | 25,566 | 103,396 | 414,772 | 25,085,988 | 25,500,760 |
| N.S./N.-É. | 2,639,170 | 162,534,433 | 165,173,603 | 546,707 | 230,801 | 777,508 | 3,185,876 | 162,765,235 | 165,951,111 |
| N.B./N.-B. | 1,445,972 | 135,087,579 | 136,533,551 | 401,506 | 140,510 | 542,016 | 1,847,479 | 135,228,088 | 137,075,567 |
| QUE./QUÉ. | 45,381,171 | 1,280,928,777 | 1,326,309,949 | 4,931,345 | 2,898,813 | 7,830,158 | 50,312,517 | 1,283,827,590 | 1,334,140,107 |
| ONTARIO | 195,724,782 | 1,647,184,049 | 1,842,908,831 | 14,299,756 | 6,565,657 | 20,865,413 | 210,024,538 | 1,653,749,706 | 1,863,774,244 |
| MANITOBA | 7,096,631 | 163,536,109 | 170,632,740 | 1,210,669 | 372,813 | 1,583,483 | 8,307,300 | 163,908,923 | 172,216,223 |
| SASKATCHEWAN | 2,362,819 | 146,494,327 | 148,857,147 | 182,059 | 142,605 | 324,665 | 2,544,879 | 146,636,933 | 149,181,811 |
| ALBERTA | 33,443,259 | 431,076,582 | 464,519,841 | 2,733,506 | 1,151,241 | 3,884,747 | 36,176,765 | 432,227,823 | 468,404,588 |
| B.C./C.-B. | 69,395,732 | 627,989,256 | 697,384,988 | 4,516,253 | 2,485,282 | 7,001,535 | 73,911,985 | 630,474,538 | 704,386,523 |
| YUKON | X | X | 4,683,634 | X | X | 19,656 | 185,239 | 4,518,051 | 4,703,290 |
| N.W.T./T.N.-O. | X | X | 4,639,017 | X | X | 8,904 | 126,380 | 4,521,542 | 4,647,922 |
| INTERNATIONAL AGREEMENTS / ACCORDS INTERNATIONAUX | 2,306,636 | 628,960 | 2,935,596 | 16,698,659 | 138,761 | 16,837,420 | 19,005,295 | 767,721 | 19,773,016 |
| TOTAL | 360,878,360 | 4,724,362,058 | 5,085,240,418 | 45,733,251 | 14,226,292 | 59,959,543 | 406,611,611 | 4,738,588,350 | 5,145,199,961 |

**GIS ALL TYPES, NUMBER AND GROSS AMOUNT PAID, BY PROVINCE AND BY TYPE
SRG - TOUTES LES PRESTATIONS, NOMBRE ET MONTANT BRUT VERSÉ, SELON LA PROVINCE ET LE TYPE**

| Province | Partial - Partiel | | Maximum | | Total | |
|--|-------------------|----------------------|------------------|--------------------|------------------|----------------------|
| | Number Nombre | Amount Montant | Number Nombre | Amount Montant | Number Nombre | Amount Montant |
| | # | \$ | # | \$ | # | \$ |
| NFLD.&LAB./T-N.&LAB. | 56,666 | 28,401,199 | 2,105 | 2,138,123 | 58,771 | 30,539,323 |
| P.E.I./Î.-P.-É. | 11,922 | 5,821,237 | 284 | 300,591 | 12,206 | 6,121,828 |
| N.S./N.-É. | 78,180 | 37,260,416 | 2,831 | 3,032,229 | 81,011 | 40,292,646 |
| N.B./N.-B. | 73,691 | 36,566,393 | 2,873 | 2,988,249 | 76,564 | 39,554,642 |
| QUE./QUÉ. | 699,712 | 367,003,493 | 35,047 | 41,671,773 | 734,759 | 408,675,266 |
| ONTARIO | 787,942 | 469,552,288 | 85,398 | 114,187,776 | 873,340 | 583,740,063 |
| MANITOBA | 70,116 | 35,364,989 | 3,815 | 4,366,736 | 73,931 | 39,731,725 |
| SASKATCHEWAN | 56,900 | 28,103,464 | 3,552 | 3,773,515 | 60,452 | 31,876,979 |
| ALBERTA | 192,817 | 107,779,005 | 10,947 | 13,865,599 | 203,764 | 121,644,603 |
| B.C./C.-B. | 317,158 | 194,648,968 | 21,856 | 28,498,785 | 339,014 | 223,147,753 |
| YUKON | 1,602 | 868,651 | 51 | 57,838 | 1,653 | 926,489 |
| N.W.T./T.N.-O. | 1,981 | 1,221,870 | 89 | 100,266 | 2,070 | 1,322,136 |
| INTERNATIONAL AGREEMENTS / ACCORDS INTERNATIONAUX | 5,645 | 5,836,264 | 2,302 | 3,555,203 | 7,947 | 9,391,467 |
| TOTAL | 2,354,332 | 1,318,428,236 | 171,150 | 218,536,683 | 2,525,482 | 1,536,964,919 |

**GIS SINGLE PENSIONER, NUMBER AND GROSS AMOUNT PAID, BY PROVINCE AND BY TYPE
SRG - PENSIONNE SEUL, NOMBRE ET MONTANT BRUT VERSÉ, SELON LA PROVINCE ET LE TYPE**

| Province | Partial - Partiel | | Maximum | | Total | |
|--|-------------------|--------------------|------------------|--------------------|------------------|----------------------|
| | Number Nombre | Amount Montant | Number Nombre | Amount Montant | Number Nombre | Amount Montant |
| | # | \$ | # | \$ | # | \$ |
| NFLD.&LAB./T-N.&LAB. | 28,166 | 18,527,957 | 1,621 | 1,763,105 | 29,787 | 20,291,062 |
| P.E.I./Î.-P.-É. | 6,891 | 4,187,153 | 235 | 258,252 | 7,126 | 4,445,405 |
| N.S./N.-É. | 45,635 | 27,129,782 | 2,302 | 2,547,192 | 47,937 | 29,676,974 |
| N.B./N.-B. | 41,205 | 25,946,015 | 2,348 | 2,548,544 | 43,553 | 28,494,559 |
| QUE./QUÉ. | 421,670 | 272,389,498 | 26,270 | 32,631,470 | 447,940 | 305,020,967 |
| ONTARIO | 440,469 | 299,921,216 | 58,553 | 82,380,147 | 499,022 | 382,301,362 |
| MANITOBA | 41,531 | 25,067,340 | 2,653 | 3,229,922 | 44,184 | 28,297,263 |
| SASKATCHEWAN | 34,536 | 20,499,125 | 2,525 | 2,851,441 | 37,061 | 23,350,566 |
| ALBERTA | 111,716 | 70,881,560 | 7,652 | 10,155,755 | 119,368 | 81,037,315 |
| B.C./C.-B. | 176,882 | 121,803,878 | 15,187 | 20,678,178 | 192,069 | 142,482,056 |
| YUKON | 1,183 | 730,798 | 44 | 50,019 | 1,227 | 780,817 |
| N.W.T./T.N.-O. | 1,344 | 968,855 | 55 | 64,752 | 1,399 | 1,033,607 |
| INTERNATIONAL AGREEMENTS / ACCORDS INTERNATIONAUX | 2,693 | 3,203,840 | 1,487 | 2,528,238 | 4,180 | 5,732,078 |
| T O T A L | 1,353,921 | 891,257,017 | 120,932 | 161,687,016 | 1,474,853 | 1,052,944,032 |

**GIS PARTNER IS A PENSIONER, NUMBER AND GROSS AMOUNT PAID, BY PROVINCE AND BY TYPE
SRG - CONJOINT EST PENSIONNÉ, NOMBRE ET MONTANT BRUT VERSÉ, SELON LA PROVINCE ET LE TYPE**

| Province | Partial - Partiel | | Maximum | | Total | |
|--|-------------------|--------------------|------------------|-------------------|------------------|--------------------|
| | Number Nombre | Amount Montant | Number Nombre | Amount Montant | Number Nombre | Amount Montant |
| | # | \$ | # | \$ | # | \$ |
| NFLD.&LAB./T-N.&LAB. | 25,016 | 8,469,508 | 105 | 75,472 | 25,121 | 8,544,980 |
| P.E.I./Î.-P.-É. | 3,977 | 1,167,588 | 20 | 15,823 | 3,997 | 1,183,411 |
| N.S./N.-É. | 26,301 | 7,385,830 | 145 | 124,627 | 26,446 | 7,510,456 |
| N.B./N.-B. | 26,959 | 8,217,783 | 112 | 78,804 | 27,071 | 8,296,587 |
| QUE./QUÉ. | 229,704 | 71,848,727 | 3,871 | 3,947,350 | 233,575 | 75,796,077 |
| ONTARIO | 279,461 | 131,098,410 | 15,095 | 17,279,241 | 294,556 | 148,377,651 |
| MANITOBA | 23,178 | 7,672,216 | 517 | 489,166 | 23,695 | 8,161,382 |
| SASKATCHEWAN | 18,010 | 5,499,032 | 454 | 360,179 | 18,464 | 5,859,211 |
| ALBERTA | 63,635 | 26,666,410 | 1,591 | 1,596,070 | 65,226 | 28,262,480 |
| B.C./C.-B. | 115,095 | 58,517,359 | 3,668 | 4,108,243 | 118,763 | 62,625,603 |
| YUKON | X | X | 0 | 0 | X | X |
| N.W.T./T.N.-O. | X | X | X | X | X | X |
| INTERNATIONAL AGREEMENTS / ACCORDS INTERNATIONAUX | 2,690 | 2,347,836 | 749 | 927,676 | 3,439 | 3,275,512 |
| T O T A L | 814,812 | 329,134,153 | 26,333 | 29,008,079 | 841,145 | 358,142,232 |

GIS PARTNER NON-PENSIONER, NUMBER AND GROSS AMOUNT PAID, BY PROVINCE AND BY TYPE
SRG - CONJOINT EST NON-PENSIONNE, NOMBRE ET MONTANT BRUT VERSÉ, SELON LA PROVINCE ET LE TYPE

| Province | Partial - Partiel | | Maximum | | Total | |
|--|-------------------|-------------------|------------------|-------------------|------------------|-------------------|
| | Number Nombre | Amount Montant | Number Nombre | Amount Montant | Number Nombre | Amount Montant |
| | # | \$ | # | \$ | # | \$ |
| NFLD.&LAB./T-N.&LAB. | 1,946 | 771,761 | 105 | 112,606 | 2,051 | 884,366 |
| P.E.I./Î.-P.-É. | 753 | 346,712 | 14 | 16,076 | 767 | 362,787 |
| N.S./N.-É. | 3,912 | 1,781,060 | 199 | 229,052 | 4,111 | 2,010,112 |
| N.B./N.-B. | 3,798 | 1,693,588 | 191 | 210,273 | 3,989 | 1,903,860 |
| QUE./QUÉ. | 34,658 | 16,648,366 | 2,660 | 3,350,364 | 37,318 | 19,998,730 |
| ONTARIO | 54,232 | 31,019,746 | 7,795 | 10,801,840 | 62,027 | 41,821,586 |
| MANITOBA | 4,248 | 2,087,908 | 402 | 474,630 | 4,650 | 2,562,539 |
| SASKATCHEWAN | 3,383 | 1,691,845 | 348 | 402,169 | 3,731 | 2,094,014 |
| ALBERTA | 15,968 | 9,399,500 | 1,375 | 1,811,627 | 17,343 | 11,211,127 |
| B.C./C.-B. | 20,250 | 11,712,071 | 2,123 | 2,910,214 | 22,373 | 14,622,285 |
| YUKON | X | X | X | X | 91 | 49,067 |
| N.W.T./T.N.-O. | X | X | X | X | 174 | 118,799 |
| INTERNATIONAL AGREEMENTS / ACCORDS INTERNATIONAUX | 231 | 256,382 | 49 | 81,895 | 280 | 338,277 |
| T O T A L | 143,611 | 77,540,182 | 15,294 | 20,437,369 | 158,905 | 97,977,550 |

GIS PARTNER RECEIVES ALLOWANCE, NUMBER AND GROSS AMOUNT PAID, BY PROVINCE AND BY TYPE
SRG - CONJOINT REÇOIT L'ALLOCATION, NOMBRE ET MONTANT BRUT VERSÉ, SELON LA PROVINCE ET LE TYPE

| Province | Partial - Partiel | | Maximum | | Total | |
|--|-------------------|-------------------|--------------|------------------|---------------|-------------------|
| | Number | Amount | Number | Amount | Number | Amount |
| | Nombre | Montant | Nombre | Montant | Nombre | Montant |
| | # | \$ | # | \$ | # | \$ |
| NFLD.&LAB./T-N.&LAB. | 1,538 | 631,974 | 274 | 186,940 | 1,812 | 818,915 |
| P.E.I./Î.-P.-É. | 301 | 119,784 | 15 | 10,441 | 316 | 130,225 |
| N.S./N.-É. | 2,332 | 963,745 | 185 | 131,358 | 2,517 | 1,095,103 |
| N.B./N.-B. | 1,729 | 709,007 | 222 | 150,628 | 1,951 | 859,636 |
| QUE./QUÉ. | 13,680 | 6,116,903 | 2,246 | 1,742,589 | 15,926 | 7,859,492 |
| ONTARIO | 13,780 | 7,512,916 | 3,955 | 3,726,548 | 17,735 | 11,239,464 |
| MANITOBA | 1,159 | 537,523 | 243 | 173,018 | 1,402 | 710,541 |
| SASKATCHEWAN | 971 | 413,463 | 225 | 159,725 | 1,196 | 573,188 |
| ALBERTA | 1,498 | 831,534 | 329 | 302,147 | 1,827 | 1,133,681 |
| B.C./C.-B. | 4,931 | 2,615,660 | 878 | 802,149 | 5,809 | 3,417,808 |
| YUKON | X | X | X | X | 23 | 9,521 |
| N.W.T./T.N.-O. | X | X | X | X | 17 | 7,931 |
| INTERNATIONAL AGREEMENTS / ACCORDS INTERNATIONAUX | 31 | 28,206 | 17 | 17,394 | 48 | 45,600 |
| T O T A L | 41,988 | 20,496,885 | 8,591 | 7,404,219 | 50,579 | 27,901,104 |

**ALLOWANCES, NUMBER AND GROSS AMOUNT PAID, BY PROVINCE AND BY TYPE
ALLOCATIONS, NOMBRE ET MONTANT BRUT VERSÉ, SELON LA PROVINCE ET LE TYPE**

| Province | Partial - Partiel | | Maximum | | Total | |
|--|-------------------|-------------------|------------------|-------------------|------------------|-------------------|
| | Number Nombre | Amount Montant | Number Nombre | Amount Montant | Number Nombre | Amount Montant |
| | # | \$ | # | \$ | # | \$ |
| NFLD.&LAB./T-N.&LAB. | 2,403 | 1,447,088 | 79 | 118,469 | 2,482 | 1,565,557 |
| P.E.I./Î.-P.-É. | 444 | 218,923 | 14 | 21,568 | 458 | 240,491 |
| N.S./N.-É. | 3,381 | 1,838,669 | 91 | 138,889 | 3,472 | 1,977,558 |
| N.B./N.-B. | 2,649 | 1,533,204 | 89 | 136,440 | 2,738 | 1,669,643 |
| QUE./QUÉ. | 19,059 | 10,768,793 | 803 | 1,240,206 | 19,862 | 12,008,999 |
| ONTARIO | 22,863 | 15,138,287 | 2,119 | 3,219,859 | 24,982 | 18,358,146 |
| MANITOBA | 1,917 | 1,235,821 | 155 | 234,176 | 2,072 | 1,469,996 |
| SASKATCHEWAN | 1,579 | 984,244 | 145 | 218,934 | 1,724 | 1,203,178 |
| ALBERTA | 3,298 | 2,369,316 | 247 | 406,647 | 3,545 | 2,775,963 |
| B.C./C.-B. | 7,707 | 4,770,475 | 385 | 599,143 | 8,092 | 5,369,618 |
| YUKON | 31 | 18,547 | 0 | 0 | 31 | 18,547 |
| N.W.T./T.N.-O. | X | X | X | X | 52 | 39,162 |
| INTERNATIONAL AGREEMENTS / ACCORDS INTERNATIONAUX | X | X | X | X | 52 | 80,018 |
| T O T A L | 65,431 | 40,436,607 | 4,131 | 6,340,269 | 69,562 | 46,776,876 |

**REGULAR ALLOWANCES, NUMBER AND GROSS AMOUNT PAID, BY PROVINCE AND BY TYPE
ALLOCATIONS REGULIERES, NOMBRE ET MONTANT BRUT VERSÉ, SELON LA PROVINCE ET LE TYPE**

| Province | Partial - Partiel | | Maximum | | Total | |
|--|-------------------|-------------------|------------------|-------------------|------------------|-------------------|
| | Number Nombre | Amount Montant | Number Nombre | Amount Montant | Number Nombre | Amount Montant |
| | # | \$ | # | \$ | # | \$ |
| NFLD.&LAB./T-N.&LAB. | 1,777 | 942,232 | 35 | 47,414 | 1,812 | 989,647 |
| P.E.I./Î.-P.-É. | X | X | X | X | 316 | 130,461 |
| N.S./N.-É. | 2,486 | 1,120,048 | 31 | 41,995 | 2,517 | 1,162,043 |
| N.B./N.-B. | 1,923 | 947,865 | 28 | 37,931 | 1,951 | 985,797 |
| QUE./QUÉ. | 15,519 | 8,071,337 | 407 | 562,080 | 15,926 | 8,633,417 |
| ONTARIO | 16,612 | 9,966,615 | 1,123 | 1,559,654 | 17,735 | 11,526,268 |
| MANITOBA | 1,340 | 742,388 | 62 | 83,991 | 1,402 | 826,379 |
| SASKATCHEWAN | 1,131 | 609,507 | 65 | 88,055 | 1,196 | 697,561 |
| ALBERTA | 1,745 | 1,065,752 | 82 | 128,547 | 1,827 | 1,194,299 |
| B.C./C.-B. | 5,631 | 3,073,562 | 178 | 252,080 | 5,809 | 3,325,642 |
| YUKON | 23 | 9,472 | 0 | 0 | 23 | 9,472 |
| N.W.T./T.N.-O. | 17 | 9,505 | 0 | 0 | 17 | 9,505 |
| INTERNATIONAL AGREEMENTS ACCORDS INTERNATIONAUX | X | X | X | X | 43 | 69,866 |
| T O T A L | 48,557 | 26,750,482 | 2,017 | 2,809,875 | 50,574 | 29,560,357 |

**EXTENDED ALLOWANCES, NUMBER AND GROSS AMOUNT PAID, BY PROVINCE AND BY TYPE
ALLOCATIONS PROLONGÉES, NOMBRE ET MONTANT BRUT VERSÉ, SELON LA PROVINCE ET LE TYPE**

| Province | Partial - Partiel | | Maximum | | Total | |
|--|-------------------|-------------------|------------------|-------------------|------------------|-------------------|
| | Number Nombre | Amount Montant | Number Nombre | Amount Montant | Number Nombre | Amount Montant |
| | # | \$ | # | \$ | # | \$ |
| NFLD.&LAB./T-N.&LAB. | X | X | X | X | 91 | 95,709 |
| P.E.I./Î.-P.-É. | X | X | X | X | 12 | 16,727 |
| N.S./N.-É. | 129 | 117,149 | 15 | 24,223 | 144 | 141,372 |
| N.B./N.-B. | 73 | 68,572 | 15 | 24,223 | 88 | 92,796 |
| QUE./QUÉ. | 579 | 482,867 | 79 | 127,864 | 658 | 610,732 |
| ONTARIO | 761 | 682,458 | 201 | 332,642 | 962 | 1,015,100 |
| MANITOBA | 70 | 63,853 | 13 | 20,994 | 83 | 84,847 |
| SASKATCHEWAN | 56 | 51,441 | 17 | 27,453 | 73 | 78,894 |
| ALBERTA | 84 | 77,231 | 23 | 37,142 | 107 | 114,373 |
| B.C./C.-B. | 209 | 192,947 | 39 | 62,981 | 248 | 255,928 |
| YUKON | X | X | 0 | 0 | X | X |
| N.W.T./T.N.-O. | 0 | 0 | X | X | X | X |
| INTERNATIONAL AGREEMENTS / ACCORDS INTERNATIONAUX | 9 | 10,152 | 0 | 0 | 9 | 10,152 |
| T O T A L | 2,064 | 1,842,980 | 413 | 675,286 | 2,477 | 2,518,266 |

**ALLOWANCES FOR THE SURVIVOR, NUMBER AND GROSS AMOUNT PAID, BY PROVINCE AND BY TYPE
ALLOCATIONS AU SURVIVANT, NOMBRE ET MONTANT BRUT VERSÉ, SELON LA PROVINCE ET LE TYPE**

| Province | Partial - Partiel | | Maximum | | Total | |
|--|-------------------|-------------------|------------------|-------------------|------------------|-------------------|
| | Number Nombre | Amount Montant | Number Nombre | Amount Montant | Number Nombre | Amount Montant |
| | # | \$ | # | \$ | # | \$ |
| NFLD.&LAB./T-N.&LAB. | 544 | 423,680 | 35 | 56,521 | 579 | 480,201 |
| P.E.I./Î.-P.-É. | X | X | X | X | 130 | 93,303 |
| N.S./N.-É. | 766 | 601,473 | 45 | 72,670 | 811 | 674,143 |
| N.B./N.-B. | 653 | 516,766 | 46 | 74,285 | 699 | 591,051 |
| QUE./QUÉ. | 2,961 | 2,214,588 | 317 | 550,262 | 3,278 | 2,764,850 |
| ONTARIO | 5,490 | 4,489,214 | 795 | 1,327,564 | 6,285 | 5,816,778 |
| MANITOBA | 507 | 429,579 | 80 | 129,191 | 587 | 558,771 |
| SASKATCHEWAN | 392 | 323,296 | 63 | 103,426 | 455 | 426,722 |
| ALBERTA | 1,469 | 1,226,333 | 142 | 240,958 | 1,611 | 1,467,291 |
| B.C./C.-B. | 1,867 | 1,503,967 | 168 | 284,082 | 2,035 | 1,788,049 |
| YUKON | X | X | 0 | 0 | X | X |
| N.W.T./T.N.-O. | X | X | X | X | X | X |
| INTERNATIONAL AGREEMENTS / ACCORDS INTERNATIONAUX | 0 | 0 | 0 | 0 | 0 | 0 |
| TOTAL | 14,810 | 11,843,146 | 1,701 | 2,855,108 | 16,511 | 14,698,253 |

NUMBER OF NEW OLD AGE SECURITY BENEFITS, BY PROVINCE AND BY TYPE
NOMBRE DE NOUVELLES PRESTATIONS DE LA SÉCURITÉ DE LA VIEILLESSE, SELON LA PROVINCE ET LE TYPE

| Province | Number of New Benefits | | |
|--|------------------------|---------------|--------------|
| | OAS/SV | GIS/SRG | ALW/ALC |
| NFLD.&LAB./T-N.&LAB. | 612 | 320 | 79 |
| P.E.I./Î.-P.-É. | 163 | 83 | 18 |
| N.S./N.-É. | 989 | 509 | 114 |
| N.B./N.-B. | 812 | 364 | 54 |
| QUE./QUÉ. | 7,963 | 4,366 | 637 |
| ONTARIO | 13,983 | 5,854 | 561 |
| MANITOBA | 1,359 | 510 | 45 |
| SASKATCHEWAN | 1,103 | 332 | 48 |
| ALBERTA | 4,127 | 1,475 | 90 |
| B.C./C.-B. | 5,258 | 2,128 | 251 |
| YUKON | 37 | X | X |
| N.W.T./T.N.-O. | 67 | X | 0 |
| INTERNATIONAL AGREEMENTS / ACCORDS INTERNATIONAUX | 246 | 26 | X |
| T O T A L | 36,719 | 15,998 | 1,900 |

OLD AGE SECURITY
SÉCURITÉ DE LA VIEILLESSE

**NUMBER OF NEW BENEFITS, BY GENDER, BY PROVINCE AND BY TYPE
NOMBRE DE NOUVELLES PRESTATIONS, SELON LE GENRE, LA PROVINCE ET LE TYPE**

| Province | New OAS/SV | | | New GIS/SRG | | | New ALW/ALC | | |
|--|---------------|---------------|---------------|--------------|--------------|---------------|-------------|--------------|--------------|
| | Male | Female | Total | Male | Female | Total | Male | Female | Total |
| NFLD.&LAB./T.-N.&LAB. | 278 | 334 | 612 | 170 | 150 | 320 | 10 | 69 | 79 |
| P.E.I./Î.-P.-É. | 80 | 83 | 163 | 36 | 47 | 83 | X | X | 18 |
| N.S./N.-É. | 482 | 507 | 989 | 271 | 238 | 509 | 23 | 91 | 114 |
| N.B./N.-B. | 410 | 402 | 812 | 173 | 191 | 364 | 11 | 43 | 54 |
| QUE./QUÉ. | 3,838 | 4,125 | 7,963 | 2,053 | 2,313 | 4,366 | 118 | 519 | 637 |
| ONTARIO | 6,839 | 7,144 | 13,983 | 2,799 | 3,055 | 5,854 | 86 | 475 | 561 |
| MANITOBA | 659 | 700 | 1,359 | 246 | 264 | 510 | X | X | 45 |
| SASKATCHEWAN | 544 | 559 | 1,103 | 165 | 167 | 332 | 11 | 37 | 48 |
| ALBERTA | 2,059 | 2,068 | 4,127 | 722 | 753 | 1,475 | 11 | 79 | 90 |
| B.C./C.-B. | 2,591 | 2,667 | 5,258 | 1,041 | 1,087 | 2,128 | 44 | 207 | 251 |
| YUKON | 20 | 17 | 37 | X | X | X | 0 | X | X |
| N.W.T./T.N.-O. | 41 | 26 | 67 | X | X | X | 0 | 0 | 0 |
| INTERNATIONAL AGREEMENTS ACCORDS INTERNATIONAUX | 120 | 126 | 246 | 13 | 13 | 26 | 0 | X | X |
| TOTAL | 17,961 | 18,758 | 36,719 | 7,708 | 8,290 | 15,998 | 328 | 1,572 | 1,900 |

**NUMBER AND GROSS AMOUNT PAID TO PERSONS RESIDING OUTSIDE CANADA, BY PROVINCE AND BY TYPE
NOMBRE ET MONTANT BRUT VERSÉ AUX PERSONNES RÉSIDANT À L'EXTÉRIEUR DU CANADA, SELON LA PROVINCE ET LE TYPE**

| Province | Number / Nombre | | | Amount / Montant | | |
|--|-----------------|------------|----------|-------------------|----------------|----------|
| | OAS/SV | GIS/SRG | ALW/ALC | OAS/SV | GIS/SRG | ALW/ALC |
| | # | # | # | \$ | \$ | \$ |
| NFLD.&LAB./T-N.&LAB. | 310 | 0 | 0 | 180,642 | 0 | 0 |
| P.E.I./Î.-P.-É. | 173 | 0 | 0 | 103,396 | 0 | 0 |
| N.S./N.-É. | 1,330 | X | 0 | 777,508 | X | 0 |
| N.B./N.-B. | 917 | X | 0 | 542,016 | X | 0 |
| QUE./QUÉ. | 12,952 | 27 | 0 | 7,830,158 | 19,156 | 0 |
| ONTARIO | 34,874 | 102 | X | 20,865,413 | 76,607 | X |
| MANITOBA | 2,581 | X | 0 | 1,583,483 | X | 0 |
| SASKATCHEWAN | 534 | X | 0 | 324,665 | X | 0 |
| ALBERTA | 6,463 | 10 | 0 | 3,884,747 | 4,564 | 0 |
| B.C./C.-B. | 11,709 | 35 | X | 7,001,535 | 21,830 | X |
| YUKON | 32 | 0 | 0 | 19,656 | 0 | 0 |
| N.W.T./T.N.-O. | 14 | 0 | 0 | 8,904 | 0 | 0 |
| INTERNATIONAL AGREEMENTS / ACCORDS INTERNATIONAUX | 83,500 | 17 | 0 | 16,837,420 | 39,442 | 0 |
| TOTAL | 155,389 | 204 | X | 59,959,543 | 171,451 | X |

OLD AGE SECURITY
SÉCURITÉ DE LA VIEILLESSE

NUMBER OF BENEFITS PAID UNDER INTERNATIONAL AGREEMENTS ON SOCIAL SECURITY
 NOMBRE DE PRESTATIONS VERSÉES SOUS LES ACCORDS INTERNATIONAUX DE SÉCURITÉ SOCIALE

| Country of agreement Pays de l'accord | Domestic - Au pays | | | Foreign - À l'étranger | | | Total | | |
|---|--------------------|--------------|-----------|------------------------|-----------|----------|---------------|--------------|-----------|
| | OAS/SV | GIS/SRG | ALW/ALC | OAS/SV | GIS/SRG | ALW/ALC | OAS/SV | GIS/SRG | ALW/ALC |
| Albania / Albanie | X | X | - | - | - | - | X | X | 0 |
| Antigua & Barbuda | X | X | - | X | - | - | 20 | X | 0 |
| Australia / Australie | 215 | 81 | X | 7,497 | - | - | 7,712 | 81 | X |
| Austria / Autriche | 33 | 15 | - | 381 | - | - | 414 | 15 | 0 |
| Barbados / Barbade | 56 | 24 | - | 116 | - | - | 172 | 24 | 0 |
| Belgium / Belgique | 79 | X | X | 375 | X | - | 454 | 36 | X |
| Brazil / Brésil | 56 | 24 | - | 23 | - | - | 79 | 24 | 0 |
| Bulgaria / Bulgarie | 96 | 54 | X | 41 | - | - | 137 | 54 | X |
| Chile / Chili | 66 | X | - | 87 | X | - | 153 | 41 | 0 |
| Croatia/Croatie | 80 | 69 | - | 184 | - | - | 264 | 69 | 0 |
| Cyprus / Chypre | 24 | 12 | - | 336 | - | - | 360 | 12 | 0 |
| Czechoslovakia / Tchécoslovaquie | 31 | 11 | - | 139 | - | - | 170 | 11 | 0 |
| Denmark / Danemark | 17 | X | - | 259 | - | - | 276 | X | 0 |
| Dominica | X | X | - | X | - | - | 20 | X | 0 |
| Estonia / Estonie | X | X | - | X | - | - | X | X | 0 |
| Finland / Finlande | 21 | X | - | 308 | - | - | 329 | X | 0 |
| France | 491 | 203 | X | 1,767 | - | - | 2,258 | 203 | X |
| Germany / Allemagne | 527 | 247 | X | 4,953 | - | - | 5,480 | 247 | X |
| Greece / Grèce | 291 | X | - | 7,413 | X | - | 7,704 | 144 | 0 |
| Grenada / Grenade | X | 11 | - | X | - | - | 27 | 11 | 0 |
| Hungary / Hongrie | 94 | 56 | X | 163 | - | - | 257 | 56 | X |
| Iceland / Islande | X | X | - | X | - | - | 18 | X | 0 |
| India / Inde | X | 182 | - | X | - | - | 295 | 182 | 0 |
| Ireland / Irlande | 47 | X | - | 936 | X | - | 983 | X | 0 |
| Italy / Italie | 309 | X | X | 8,981 | X | - | 9,290 | 145 | X |
| Jamaica / Jamaïque | 1,269 | 892 | X | 117 | - | - | 1,386 | 892 | X |
| Japan / Japon | 36 | 19 | - | 188 | - | - | 224 | 19 | 0 |
| Jersey / Guernsey | X | - | - | X | - | - | 40 | 0 | 0 |
| Latvia / Lettonie | X | 22 | - | X | - | - | 34 | 22 | 0 |
| Lithuania / Lituanie | X | 10 | - | X | - | - | 19 | 10 | 0 |
| Luxemburg | X | X | - | X | - | - | 17 | X | 0 |
| North Macedonia / Macédoine du Nord | 30 | 19 | - | 27 | - | - | 57 | 19 | 0 |
| Malta / Malte | 10 | X | - | 1,181 | - | - | 1,191 | X | 0 |
| Mexico / Mexique | 102 | 75 | - | 25 | - | - | 127 | 75 | 0 |
| Morocco / Maroc | 97 | 54 | X | 15 | - | - | 112 | 54 | X |
| Netherlands / Pays-Bas | 140 | 52 | - | 1,559 | - | - | 1,699 | 52 | 0 |
| New Zealand / Nouvelle-Zélande | 113 | 42 | - | 2,310 | - | - | 2,423 | 42 | 0 |
| Norway / Norvège | 16 | X | X | X | - | - | 385 | X | 0 |
| Peru / Pérou | 30 | 19 | - | 11 | - | - | 41 | 19 | 0 |
| Phillippines | 3,467 | X | 20 | 118 | X | - | 3,585 | 2,552 | 20 |
| Poland / Pologne | 215 | 140 | - | 524 | - | - | 739 | 140 | 0 |
| Portugal | 528 | X | X | 4,549 | X | - | 5,077 | 369 | X |
| Romania / Roumanie | 416 | 279 | - | 107 | - | - | 523 | 279 | 0 |
| Saint Lucia / Sainte-Lucie | 26 | 15 | - | 15 | - | - | 41 | 15 | 0 |
| Serbia / Serbie | 41 | 27 | - | 83 | - | - | 124 | 27 | 0 |
| Slovenia / Slovénie | X | X | - | X | - | - | 81 | X | 0 |
| South Korea / Corée du Sud | 219 | 162 | X | 16 | - | - | 235 | 162 | X |
| Spain / Espagne | 67 | X | - | 1,515 | X | - | 1,582 | 33 | 0 |
| Saint Kitts and Nevis / St-Kitts-et-Nevis | X | X | - | X | - | - | 12 | X | 0 |
| Saint Vincent and Grenadines | X | X | - | X | - | - | 16 | X | 0 |
| Slovakia / Slovaquie | 21 | X | - | 56 | - | - | 77 | X | 0 |
| Sweden / Suède | 37 | 14 | - | 354 | - | - | 391 | 14 | 0 |
| Switzerland / Suisse | 117 | 28 | - | 1,230 | - | - | 1,347 | 28 | 0 |
| Trinidad & Tobago / Trinité-et-Tobago | 161 | 102 | - | 94 | - | - | 255 | 102 | 0 |
| Turkey / Turquie | 75 | 41 | X | 53 | - | - | 128 | 41 | X |
| United States / États-Unis | 4,348 | X | 13 | 34,818 | X | - | 39,166 | 1,543 | 13 |
| Uruguay | 21 | 11 | - | 29 | - | - | 50 | 11 | 0 |
| T O T A L | 14,574 | 7,930 | 52 | 83,500 | 17 | 0 | 98,074 | 7,947 | 52 |

GROSS AMOUNT PAID FOR BENEFITS UNDER INTERNATIONAL AGREEMENTS ON SOCIAL SECURITY BY COUNTRY OF AGREEMENT
MONTANT BRUT VERSÉ POUR LES PRESTATIONS SOUS LES ACCORDS INTERNATIONAUX DE SÉCURITÉ SOCIALE SELON LE PAYS DE L'ACCORD

| Country of agreement Pays de l'accord | Domestic - Au pays | | | Foreign - À l'étranger | | | Total | | |
|---|--------------------|------------------|---------------|------------------------|---------------|----------|-------------------|------------------|---------------|
| | OAS/SV | GIS/SRG | ALW/ALC | OAS/SV | GIS/SRG | ALW/ALC | OAS/SV | GIS/SRG | ALW/ALC |
| | \$ | \$ | \$ | \$ | \$ | \$ | \$ | \$ | \$ |
| Albania / Albanie | X | X | - | - | - | - | X | X | 0 |
| Antigua & Barbuda | X | X | - | X | - | - | 4,728 | X | 0 |
| Australia / Australie | 61,138 | 63,923 | X | 1,136,093 | - | - | 1,197,231 | 63,923 | X |
| Austria / Autriche | 8,238 | 13,105 | - | 54,119 | - | - | 62,357 | 13,105 | 0 |
| Barbados / Barbade | 13,276 | 27,413 | - | 27,087 | - | - | 40,363 | 27,413 | 0 |
| Belgium / Belgique | 17,010 | X | X | 77,982 | X | - | 94,992 | 32,316 | X |
| Brazil / Brésil | 7,241 | 26,997 | - | 6,325 | - | - | 13,566 | 26,997 | 0 |
| Bulgaria / Bulgarie | 9,154 | 80,638 | X | 7,932 | - | - | 17,086 | 80,638 | X |
| Chile / Chili | 19,967 | X | - | 24,263 | X | - | 44,230 | 92,723 | 0 |
| Croatia/Croatie | 14,219 | 81,858 | - | 32,070 | - | - | 46,289 | 81,858 | 0 |
| Cyprus / Chypre | 4,759 | 15,574 | - | 82,511 | - | - | 87,270 | 15,574 | 0 |
| Czechoslovakia / Tchécoslovaquie | 6,979 | 10,315 | - | 37,666 | - | - | 44,645 | 10,315 | 0 |
| Denmark / Danemark | 3,137 | X | - | 63,098 | - | - | 66,235 | X | 0 |
| Dominica | X | X | - | X | - | - | 2,936 | X | 0 |
| Estonia / Estonie | X | X | - | X | - | - | X | X | 0 |
| Finland / Finlande | 10,352 | X | - | 50,725 | - | - | 61,077 | X | 0 |
| France | 101,907 | 192,756 | X | 375,821 | - | - | 477,728 | 192,756 | X |
| Germany / Allemagne | 105,389 | 236,569 | X | 618,352 | - | - | 723,741 | 236,569 | X |
| Greece / Grèce | 64,430 | X | - | 1,505,628 | X | - | 1,570,058 | 192,832 | 0 |
| Grenada/ Grenade | X | 16,733 | - | X | - | - | 5,786 | 16,733 | 0 |
| Hungary / Hongrie | 15,750 | 59,178 | X | 32,568 | - | - | 48,318 | 59,178 | X |
| Iceland / Islande | X | X | - | X | - | - | 4,804 | X | 0 |
| India / Inde | X | 267,843 | - | X | - | - | 58,553 | 267,843 | 0 |
| Ireland / Irlande | 10,557 | X | - | 167,639 | X | - | 178,196 | X | 0 |
| Italy / Italie | 69,757 | X | X | 1,773,181 | X | - | 1,842,938 | 151,636 | X |
| Jamaica / Jamaïque | 185,722 | 1,337,882 | X | 38,154 | - | - | 223,876 | 1,337,882 | X |
| Japan / Japon | 7,146 | 19,400 | - | 38,381 | - | - | 45,527 | 19,400 | 0 |
| Jersey / Guernsey | X | - | - | X | - | - | 6,375 | 0 | 0 |
| Latvia / Lettonie | X | 27,408 | - | X | - | - | 7,350 | 27,408 | 0 |
| Lithuania / Lituanie | X | 6,798 | - | X | - | - | 3,577 | 6,798 | 0 |
| Luxemburg | X | X | - | X | - | - | 3,220 | X | 0 |
| North Macedonia / Macédoine du Nord | 4,764 | 20,457 | - | 2,552 | - | - | 7,316 | 20,457 | 0 |
| Malta / Malte | 2,126 | X | - | 219,382 | - | - | 221,508 | X | 0 |
| Mexico / Mexique | 20,355 | 89,601 | - | 5,366 | - | - | 25,721 | 89,601 | 0 |
| Morocco / Maroc | 15,747 | 62,903 | X | 3,444 | - | - | 19,191 | 62,903 | X |
| Netherlands / Pays-Bas | 33,801 | 55,701 | - | 232,037 | - | - | 265,838 | 55,701 | 0 |
| New Zealand / Nouvelle-Zélande | 20,765 | 48,943 | - | 370,618 | - | - | 391,383 | 48,943 | 0 |
| Norway / Norvège | 3,407 | X | X | X | - | - | 75,086 | X | 0 |
| Peru / Pérou | 6,590 | 19,629 | - | 10,636 | - | - | 17,226 | 19,629 | 0 |
| Phillipines | 492,949 | X | 15,556 | 23,930 | X | - | 516,879 | 3,348,001 | 15,556 |
| Poland / Pologne | 47,105 | 132,609 | - | 103,461 | - | - | 150,566 | 132,609 | 0 |
| Portugal | 112,330 | X | X | 1,021,375 | X | - | 1,133,705 | 456,734 | X |
| Romania / Roumanie | 59,666 | 306,447 | - | 24,818 | - | - | 84,484 | 306,447 | 0 |
| Saint Lucia / Sainte-Lucie | 2,727 | 20,138 | - | 7,430 | - | - | 10,157 | 20,138 | 0 |
| Serbia / Serbie | 5,762 | 31,291 | - | 13,880 | - | - | 19,642 | 31,291 | 0 |
| Slovenia / Slovénie | X | X | - | X | - | - | 14,235 | X | 0 |
| South Korea / Corée du Sud | 34,068 | 204,990 | X | 3,549 | - | - | 37,617 | 204,990 | X |
| Spain / Espagne | 14,149 | X | - | 247,704 | X | - | 261,853 | 35,367 | 0 |
| Saint Kitts and Nevis / St-Kitts-et-Nevis | X | X | - | X | - | - | 17,878 | X | 0 |
| Saint Vincent and Grenadines | X | X | - | X | - | - | 3,678 | X | 0 |
| Slovakia / Slovaquie | 5,389 | X | - | 10,424 | - | - | 15,813 | X | 0 |
| Sweden / Suède | 8,260 | 12,893 | - | 56,257 | - | - | 64,517 | 12,893 | 0 |
| Switzerland / Suisse | 24,890 | 19,397 | - | 182,095 | - | - | 206,985 | 19,397 | 0 |
| Trinidad & Tobago / Trinité-et-Tobago | 29,752 | 129,600 | - | 20,981 | - | - | 50,733 | 129,600 | 0 |
| Turkey / Turquie | 10,191 | 44,302 | X | 9,355 | - | - | 19,546 | 44,302 | X |
| United States / États-Unis | 1,152,757 | X | 12,316 | 7,987,988 | X | - | 9,140,745 | 1,275,051 | 12,316 |
| Uruguay | 3,242 | 14,547 | - | 9,038 | - | - | 12,280 | 14,547 | 0 |
| T O T A L | 2,935,600 | 9,352,022 | 80,019 | 16,837,425 | 39,442 | 0 | 19,773,025 | 9,391,464 | 80,019 |

OLD AGE SECURITY BENEFITS PAID OUTSIDE CANADA, BY COUNTRY OF RESIDENCE, 2023
PRESTATIONS DE LA SÉCURITÉ DE LA VIEILLESSE PAYÉES À L'EXTÉRIEUR DU CANADA, SELON LE PAYS DE RÉSIDENCE, 2023

| Country of Residence Pays de résidence | December/ décembre | 2023 | 2023 | Country of Residence Pays de résidence | December/ décembre | 2023 | 2023 |
|---|-----------------------|------|------------|---|-----------------------|------|--------------------|
| | 2023 | | | | 2023 | | |
| | # | \$ | | | # | \$ | |
| Albania / Albanie | 0 | | 802 | Latvia / Lettonie | X | | 19,634 |
| Algeria / Algérie | X | | 50,814 | Lithuania / Lituanie | X | | 12,009 |
| Antigua & Barbuda / Antigua-et-Barbuda | 22 | | 127,490 | Lebanon / Liban | 109 | | 684,182 |
| Argentina / Argentine | 102 | | 676,564 | Luxembourg / Luxembourg | 23 | | 110,269 |
| Australia / Australie | 9,475 | | 26,421,272 | North Macedonia / Macedoine du Nord | 28 | | 38,234 |
| Austria / Autriche | 552 | | 1,960,461 | Malta / Malte | 1,530 | | 4,812,245 |
| Bahamas | 35 | | 259,404 | Mexico / Mexique | 1,303 | | 10,495,080 |
| Barbados / Barbade | 345 | | 2,049,774 | Morocco / Maroc | 62 | | 378,373 |
| Belgium / Belgique | 544 | | 2,056,062 | Netherlands / Pays-Bas | 1,876 | | 5,309,492 |
| Belize | 45 | | 386,531 | Netherlands Antilles / Antilles Neerlandaises | X | | 71,366 |
| Bermuda / Bermudes | 27 | | 204,823 | New Zealand / Nouvelle-Zélande | 3,020 | | 9,046,689 |
| Bolivia / Bolivie | 16 | | 131,098 | Norway / Norvège | 464 | | 1,310,248 |
| Brazil / Brésil | 141 | | 984,183 | Pakistan | 29 | | 208,200 |
| Bulgaria / Bulgarie | 112 | | 539,786 | Peru / Pérou | 105 | | 689,998 |
| Chile / Chili | 310 | | 2,031,125 | Philippines | 789 | | 4,693,035 |
| China / Chine | 165 | | 937,160 | Poland / Pologne | 1,876 | | 8,949,149 |
| Costa Rica | 278 | | 2,336,099 | Portugal | 7,788 | | 34,251,618 |
| Croatia / Croatie | 515 | | 2,984,722 | Roumania / Roumanie | 380 | | 1,740,728 |
| Cuba | 11 | | 117,051 | Saint Kitts-Nevis / Saint Kitts-et-Névis | 10 | | 80,796 |
| Cyprus / Chypre | 484 | | 1,783,857 | Saint Lucia / Sainte-Lucie | 31 | | 197,539 |
| Czech Republic/République Tchèque | 551 | | 3,269,252 | Serbia / Serbie | 331 | | 1,742,183 |
| Denmark / Danemark | 356 | | 1,302,076 | ST. Vincent & Grenadines / ST. Vincent et les G | 47 | | 288,956 |
| Dominica | 16 | | 110,020 | Slovakia/Slovaquie | 55 | | 145,639 |
| Egypt / Égypte | 55 | | 420,851 | Slovenia / Slovénie | 134 | | 660,676 |
| Estonia / Estonie | 16 | | 112,807 | South Africa / Afrique du Sud | 87 | | 650,861 |
| Finland / Finlande | 495 | | 1,953,639 | South Korea / Corée du Sud | 129 | | 706,601 |
| France | 3,673 | | 19,201,872 | Spain / Espagne | 2,539 | | 10,644,950 |
| Germany / Allemagne | 5,888 | | 13,233,838 | Sweden / Suède | 473 | | 1,471,888 |
| Greece / Grèce | 9,607 | | 32,985,468 | Switzerland / Suisse | 1,748 | | 5,698,257 |
| Grenada / Grenade | 35 | | 241,018 | Syria / Syrie | X | | 12,490 |
| Guyana / Guyane | 45 | | 340,158 | Thailand / Thaïlande | 457 | | 3,565,120 |
| Haiti / Haïti | 25 | | 197,986 | Trinidad and Tobago / Trinité-et-Tobago | 264 | | 1,492,922 |
| Hong Kong | 590 | | 3,021,813 | Tunisia / Tunisie | 32 | | 268,628 |
| Hungary / Hongrie | 569 | | 3,259,002 | Turkey / Turquie | 239 | | 1,413,411 |
| Iceland / Islande | 21 | | 119,477 | United Kingdom / Royaume-Uni | 5,178 | | 36,620,795 |
| India / Inde | 251 | | 1,642,593 | United States / États-Unis | 72,573 | | 348,804,324 |
| Ireland / Irlande | 1,363 | | 4,913,032 | Uruguay | 92 | | 599,013 |
| Israel / Israël | 792 | | 5,840,472 | Venezuela / Vénézuëla | 11 | | 81,236 |
| Italy / Italie | 10,535 | | 32,290,106 | ex-U.S.S.R. / ex-U.R.S.S. | 31 | | 222,827 |
| Jamaica / Jamaïque | 320 | | 2,030,957 | Other Countries / Autres pays | 1,930 | | 13,785,882 |
| Japan / Japon | 452 | | 2,256,788 | | | | |
| Jersey & Guernsey / Jersey & Guernesey | 43 | | 134,050 | | | | |
| TOTAL | | | | | 154,678 | | 686,891,898 |

People residing in a country with an agreement and people residing in a country without an agreement
 Personne qui résident dans un pays avec un accord et personne qui résident dans un pays sans accord

OLD AGE SECURITY
 SÉCURITÉ DE LA VIEILLESSE