

# Final Evaluation Southern Ontario Prosperity Program






Federal Economic  
Development Agency for Southern Ontario

## Evaluation Scope, Design and Methodology

### Purpose

This evaluation addressed the core issues of relevance and performance identified in the Treasury Board Policy on Results. This evaluation covered the five-year period from 2014-15 to 2018-19.

Scope  
Methodology

<b>201</b> Projects selected	<b>\$704M</b> in total FedDev Ontario funding	<b>\$2.43</b> Leveraged per \$ of FedDev Ontario	<b>4.6%</b> Operating costs as a % of total G&Cs
 36 Key Informant interviews	 Survey of 394 proponents, beneficiaries, & unfunded applicants	 Project & Financial Data	
 Document/Literature review	 8 SOPP case studies 34 Consortia case studies		

## Relevance

### Key Findings

- There is a strong continued need for SOPP programs.
- The need for support is particularly high amongst under-represented groups and in rural communities.
  - ◆ Under represented groups face significant challenges in starting, maintaining and growing businesses.
  - ◆ Rural communities likewise face considerable challenges and constraints.
- New local and global environment increased need for FedDev Ontario programming.
- The SOPP programs are well-aligned with federal government priorities.

## Effectiveness

### Key Results

	Jobs Created	14,233 FTEs
	Jobs Maintained	16,003 FTEs
	Partnerships	7,368
	Businesses/organizations supported	6,312

- Nearly 90% of the SOPP-funded projects were either successful or very successful in achievement of their goals.
- SOPP-supported businesses tend to outperform compared to similar businesses that had not received FedDev Ontario assistance across key performance metrics (revenue growth, employment growth, productivity, and R&D expenditures).
- SOPP has contributed towards achievement of departmental and federal government priorities.
- Impacts are projected to continue after completion of the project.

## Design and Delivery

### Key Findings

- Overall, most proponents and beneficiaries are satisfied with the design and delivery of the SOPP Programs.
- Operating costs as a percent of contributions are low at 4.6%.
- The SOPP programs are efficient and offer good value for the allocated funds (e.g., use of third parties for program delivery).
- Key areas of improvement
  - ◆ Inefficient reporting and performance data systems.
  - ◆ Lengthy FedDev Ontario application approval process.

### FedDev Ontario Intake summary

Initiative	# of projects	FDO \$million
SOPP	175	\$500.9
AMF	9	\$155.5
EODP	17	\$48.0
<b>Total</b>	<b>201</b>	<b>\$704.4</b>

## Recommendations

1

FedDev Ontario to consider improving performance reporting metrics and process.

2

FedDev Ontario to consider enhancing support for certain target groups/areas, particularly women, Indigenous businesses, youth entrepreneurs and rural regions.