

HD
9655
.C22
A52
1970/71

CHEMICAL & CHEMICAL PRODUCTS

STATISTICAL REVIEW

1971

Canada DEPARTMENT OF INDUSTRY
TRADE AND COMMERCE



CHEMICAL & CHEMICAL PRODUCTS
STATISTICAL REVIEW

PREPARED BY PROGRAMS DIVISION

CHEMICALS BRANCH

OTTAWA, CANADA

K1A 0H5

CHEMICAL AND CHEMICAL PRODUCTS

1970 - 1971

1. ESTIMATED VALUE OF SHIPMENTS.
2. PRODUCTION OF SPECIFIED CHEMICALS.
3. FACTORY SHIPMENTS OF SYNTHETIC RESINS.
4. CHART I INDICES OF CONSUMPTION, IMPORTS AND EXPORTS OF CHEMICAL AND CHEMICAL PRODUCTS.
5. INDEX OF INDUSTRIAL PRODUCTION.
6. CHART II TRADE IN CHEMICAL AND CHEMICAL PRODUCTS.
7. IMPORTS OF CHEMICAL AND CHEMICAL PRODUCTS BY SUB-GROUP.
8. IMPORTS OF CHEMICAL AND CHEMICAL PRODUCTS BY SUB-GROUP AND COUNTRY.
9. EXPORTS OF CHEMICAL AND CHEMICAL PRODUCTS BY SUB-GROUP.
10. EXPORTS OF CHEMICAL AND CHEMICAL PRODUCTS BY SUB-GROUP AND COUNTRY.
11. IMPORTS AND EXPORTS OF PLASTIC FABRICATED PRODUCTS.
12. PRODUCTION AND TRADE OF POTASH 1966 - 1971.
13. IMPORTS AND EXPORTS OF SULPHUR .
14. CHART III TRADE BALANCE OF CHEMICAL AND CHEMICAL PRODUCTS.
15. CANADIAN TRADE BALANCE FOR CHEMICAL AND CHEMICAL PRODUCTS.
16. CANADIAN TRADE BALANCE FOR CHEMICAL AND CHEMICAL PRODUCTS BY COUNTRIES.
17. CANADIAN TRADE BALANCE FOR CHEMICAL AND CHEMICAL PRODUCTS INCLUDING PLASTIC FABRICATED PRODUCTS AND POTASSIUM CHLORIDE.

18. CHEMICAL AND CHEMICAL PRODUCTS APPARENT DOMESTIC MARKET 1961 - 1971.
19. CHEMICAL AND CHEMICAL PRODUCTS ANNOUNCED EXPANSIONS AND NEW PLANTS.
20. CHEMICAL AND CHEMICAL PRODUCTS NEW PLANTS AND EXPANSIONS REPORTED ON STREAM.
21. PLASTICS AND RUBBER PRODUCTS ANNOUNCED EXPANSIONS AND NEW PLANTS.
22. PLASTICS AND RUBBER PRODUCTS NEW PLANTS AND EXPANSIONS REPORTED ON STREAM.

CHEMICAL & CHEMICAL PRODUCTS
Estimated Value of Shipments

<u>DESCRIPTION</u>	<u>CALENDAR YEAR</u> 1970 \$'000	<u>CALENDAR YEAR</u> 1971 (P) \$'000	<u>%</u> <u>CHANGE</u>
Mixed Fertilizers	70,251	72,731	3.5
Plastics and Synthetic Resins	200,256	207,043	3.4
Pharmaceuticals and Medicines	396,206	416,819	5.2
Paint and Varnish	242,728	258,319	6.4
Soap and Cleaning Compounds	250,437	253,790	1.3
Toilet Preparations	164,128	163,585	-0.3
Industrial Chemicals	895,723	928,968	3.7
Printing Inks	31,849	32,270	1.3
Other Chemicals	<u>382,001</u>	<u>403,839</u>	<u>5.7</u>
TOTAL	<u>2,633,579</u>	<u>2,737,364</u>	<u>3.9</u>

SOURCE: Statistics Canada, Inventories, Shipments
and Orders in Mfg. Industries. 31-001

(P) preliminary

PREPARED BY: Chemicals Branch,
Programs Division.

PRODUCTION OF SPECIFIED CHEMICALS

<u>DESCRIPTION</u>	<u>UNIT OF QUANTITY</u>	<u>CALENDAR YEAR 1970</u>	<u>CALENDAR YEAR 1971</u>	<u>% CHANGE</u>
Acetylene	M. cu.ft.	240,587	259,413	7.8
Hydrochloric (Muriatic) Acid as 100%	Lb.	140,349,055	154,880,525	10.4
Sulphuric Acid. All Grades Including Oleum. as 100%	Ton	2,728,298	2,932,559	7.5
Ammonia, Anhydrous, 100%	Ton	1,344,957	1,411,969	5.0
Ammonium Nitrate (All Grades)	Ton	776,616	929,081	19.6
Ammonium Nitrate Phosphate (All Grades)	Ton	121,000	129,080	6.7
Ammonium Phosphate (All Grades)	Ton	915,617	1,156,704	26.3
Ammonium Sulphate	Ton	342,433	345,048	0.8
Benzol (Benzene)	Bbl.	1,730,290	1,661,976	-3.9
Chlorine	Ton	839,726	852,188	1.5
Ethylene	Lb.	896,128,172	928,080,146	3.6
Fertilizers, Mixed	Ton	1,003,697	890,118	-11.3
Formaldehyde, 100% Solid Basis	Lb.	127,604,244	116,339,136	-8.8
Oxygen Gas and Liquid	M. cu.ft.	2,470,459	2,978,233	20.6
Sodium Chlorate	Lb.	240,554,238	224,799,032	-6.5
Sodium Hydroxide (Caustic Soda) (as 100% NaOH)	Ton	947,639	958,282	1.1
Urea All Grades	Ton	367,400	311,918	-15.1

SOURCE: Statistics Canada, 46-002
Specified Chemicals.

PREPARED BY: Chemicals Branch,
Programs Division.

FACTORY SHIPMENTS

SYNTHETIC RESINS (ACTUALLY MADE AS SUCH)⁽¹⁾

<u>PRODUCT</u>	<u>UNIT OF QUANTITY</u>	<u>CALENDAR YEAR</u>		<u>% CHANGE</u>
		1970	1971	
Polyethylene Type	Lbs.	348,872,863	396,143,904	13.5
Polystyrene Type	Lbs.	119,045,939	133,187,371	11.9
Vinyl Chloride Type	Lbs.	160,360,209	171,871,471	7.2
Polyesters, Unsaturated	Lbs.	29,651,904	31,997,613	7.9

(1) Figures include gross weight of forms derived from raw resin, as well as resin sold as such, reported by primary resin producers.

SOURCE: Statistics Canada, Specified Chemicals 46-002

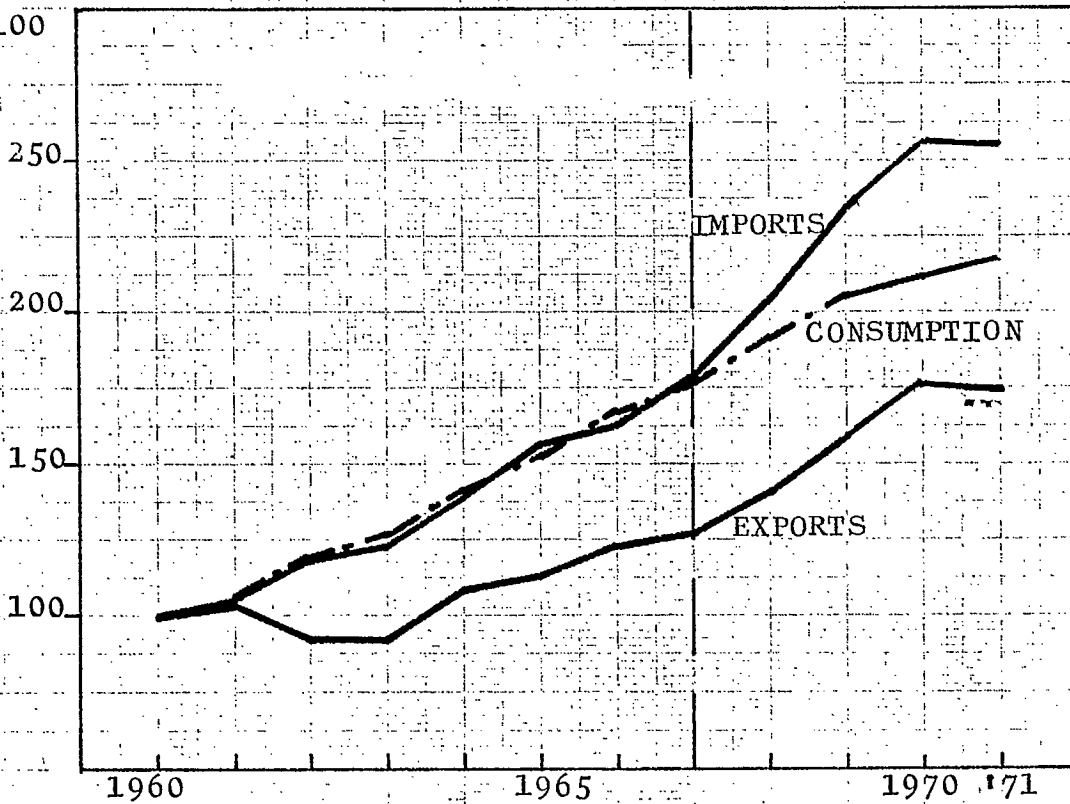
PREPARED BY: Chemicals Branch,
Programs Division.

CHART NO. 1

INDICES OF CONSUMPTION, IMPORTS AND EXPORTS
OF ALL CHEMICAL AND CHEMICAL PRODUCTS -

1960 = 100

INDEX
1960 = 100



↑
Kennedy Round of
Tariff Reductions

INDEX OF INDUSTRIAL PRODUCTION
IN CHEMICAL AND CHEMICAL PRODUCTS
(1961=100)
QUARTERS SEASONALLY
ADJUSTED

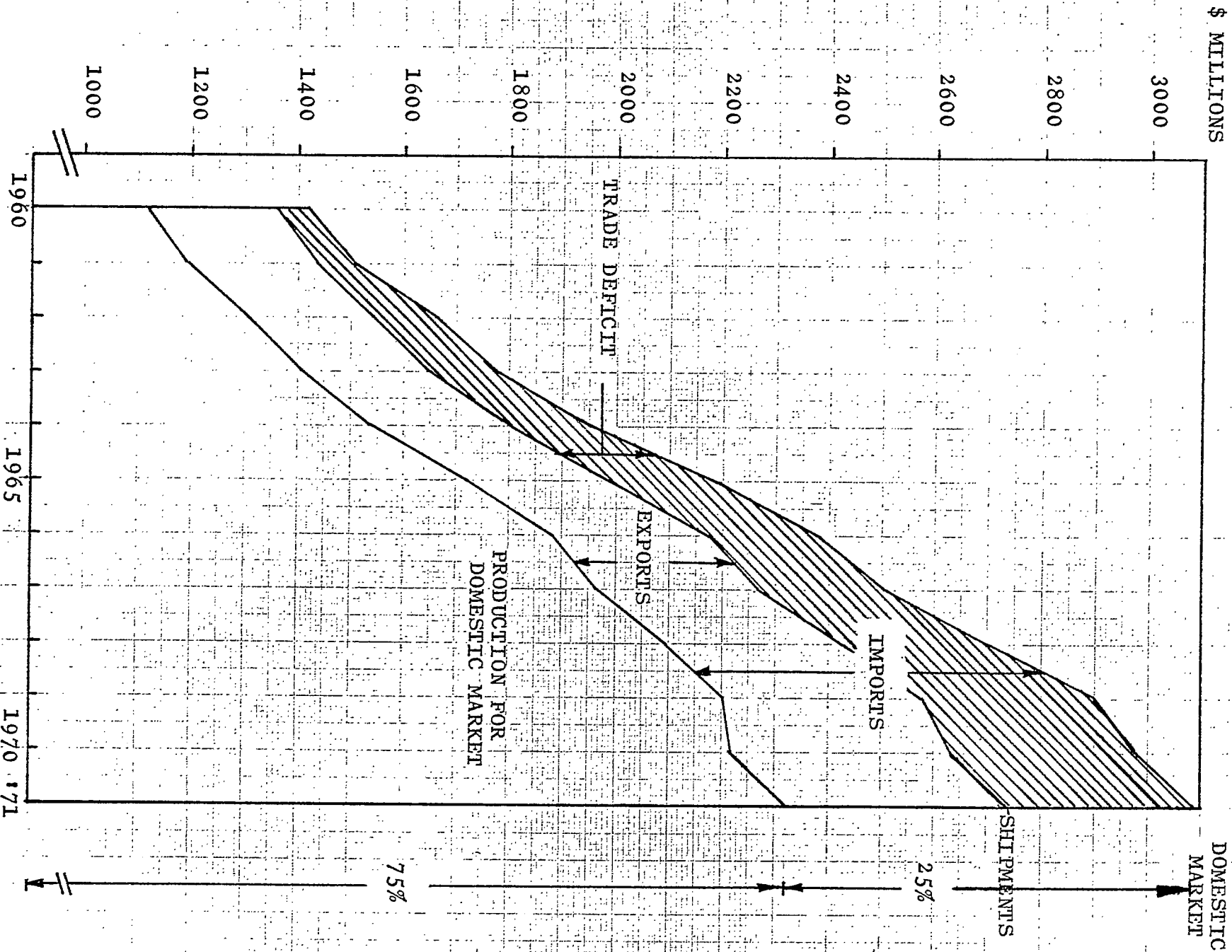
	1st Quarter		2nd Quarter		3rd Quarter		4th Quarter		Annual Average Calendar Year		% Change
	<u>1970</u>	<u>1971</u>	<u>1970</u>	<u>1971</u>	<u>1970</u>	<u>1971</u>	<u>1970</u>	<u>1971</u>	<u>1970</u>	<u>1971</u>	
Chemical and Chemical Products	192.5	192.0	193.0	194.8	189.4	201.3	198.2	202.2	195.4	198.4	1.5
Pharmaceuticals and Medicines	206.7	204.4	214.2	234.9	227.5	242.0	229.5	248.5	221.6	231.9	4.6
Paint and Varnish	135.1	142.4	132.2	154.8	132.5	158.3	125.3	154.9	142.9	152.6	6.8
Soaps and Cleaning Compounds	142.4	131.4	142.6	146.4	128.2	154.6	144.2	141.9	138.3	143.5	3.8
Industrial Chemicals	215.4	225.0	215.1	215.0	208.0	221.0	224.2	223.3	218.4	223.4	2.3

Source: Statistics Canada 61-005
Index Real Domestic Product by Industry

Prepared by: Chemicals Branch,
Programs Division.

CHART NO. 2

TRADE IN CHEMICAL AND CHEMICAL PRODUCTS
1960 - 71



\$ MILLIONS

1960 1965 1970:71

1000 1200 1400 1600 1800 2000 2200 2400 2600 2800 3000

7.5% 2.5%

IMPORTS OF CHEMICAL AND CHEMICAL PRODUCTS

<u>DESCRIPTION</u>	<u>Calendar Year</u> 1970	<u>Calendar Year</u> 1971	<u>%</u> <u>CHANGE</u>
	\$'000	\$'000	
Mixed Fertilizers	2,096	4,182	99.5
<u>Plastic and Synthetic Resins</u>			
Plastic materials, not shaped	113,184	125,369	10.8
Synthetic and reclaimed rubber	<u>42,231</u>	<u>42,971</u>	<u>1.8</u>
	155,415	168,340	8.3
Pharmaceutical Industry	79,791	80,529	0.9
Paints and Related Products	17,107	18,092	5.8
Soaps and Cleaning Preparations Industry	8,151	9,316	14.3
Toilet Preparations Industry	10,330	10,144	-1.8
<u>Industrial Chemicals</u>			
Inorganic Chemicals	143,484	97,059	-32.4
Organic Chemicals	130,385	133,303	2.2
Fertilizer Chemicals	11,662	12,020	3.1
Dyestuffs, Except Dyeing Extracts	24,710	32,151	30.1
Pigments, Lakes and Toners	<u>20,600</u>	<u>19,077</u>	<u>-7.4</u>
<u>TOTAL</u>	330,841	293,610	-11.3

	<u>Calendar Year</u> 1970	<u>Calendar Year</u> 1971	<u>%</u> <u>CHANGE</u>
<u>Other Chemical Industries</u>	\$'000	\$'000	
Explosives and Ammunition	3,057	2,970	-2.8
Agricultural Chemicals Formulated	2,997	3,541	18.2
Insecticides and Rodenticides	14,348	20,194	40.7
Adhesives	6,325	6,796	7.4
Industrial Chemical Specialties	106,014	116,192	9.6
Printing Inks	3,329	3,104	-6.8
Essential Oils and Waxes	<u>28,543</u>	<u>29,412</u>	<u>3.0</u>
Other Chemicals Total	164,613	182,209	10.7
Total Imports of Chemical and Chemical Products	<u>768,344</u>	<u>766,422</u>	<u>-0.3</u>

SOURCE: Statistics Canada, Imports 65-007.

PREPARED BY: Chemicals Branch
Programs Division.

IMPORTS CHEMICALS & CHEMICAL PRODUCTS

January - December 1971

\$'000

<u>Class</u> <u>No.</u>	<u>Description</u>	<u>All</u> <u>Countries</u>	<u>U.S.A.</u>	<u>U.K.</u>	<u>E.E.C.</u>	<u>Switz.</u>	<u>Japan</u>	<u>Mexico</u>	<u>Other</u>
<u>MIXED FERTILIZERS</u>									
416-54	Superphosphate, 22% or less phosphoric acid	11	11	-	-	-	-	-	-
416-89	Prepared fertilizer mixtures	4,171	4,122	11	2	-	-	-	36
	TOTAL	4,182	4,133	11	2	-	-	-	36

Class No.	Description	All Countries	U.S.A.	U.K.	E.E.C.	Switz.	Japan	Mexico	Other
<u>PLASTICS & SYNTHETIC RESINS</u>									
<u>PLASTIC MATERIAL NOT SHAPED</u>									
423-02	Phenol-formaldehyde resins	2,765	2,679	4	82	-	-	-	-
-04	Melamine-formaldehyde resins	687	589	22	-	-	75	-	1
-09	Urea-aldehyde resins n.e.s.	1,397	910	207	154	-	-	-	126
-13	Polyester resins (alkyd & allyl)	4,605	4,477	27	89	-	-	-	12
-15	Polyamide resins	4,400	3,184	608	531	77	-	-	-
-18	Polyurethane resins	5,332	5,090	163	79	-	-	-	-
-20	Epoxy resins	1,782	1,601	5	176	-	-	-	-
-23	Silicone resins	3,054	2,939	109	6	-	-	-	-
-26	Ion-exchange resins	1,472	1,428	21	23	-	-	-	-
-29	Resins from condensation etc; n.e.s.	9,635	9,257	124	228	26	-	-	-
-31	Acrylic resins	10,539	8,735	676	1,022	2	104	-	-
-33	Polyethylene resins	15,593	14,155	57	671	1	709	-	-

Class No.	Description	All Countries	U.S.A.	U.K.	E.E.C.	Switz.	Japan	Mexico	Other
423-35	Acrylonitrile-butadiene-styrene (ABS) resins	4,217	3,683	8	474	-	52	-	-
-37	Polystyrene resins, n.e.s.	5,308	4,151	12	1,068	-	66	-	11
-41	Vinylidene resins	2,140	1,673	-	467	-	-	-	-
-44	Vinyl chloride resins	13,963	11,541	223	1,656	-	252	-	291
-49	Vinyl resins, n.e.s.	4,051	2,959	7	386	-	687	-	12
-51	Coumarone-indene resins	162	162	-	-	-	-	-	-
-53	Polypropylene resins	13,366	13,333	-	2	-	16	-	15
-55	Resins from polymerization & copolymerization n.e.s.	7,463	7,030	95	224	1	104	-	9
-58	Synthetic resins derived from natural resins, tall oils	2,809	2,781	5	23	-	-	-	-
-59	Synthetic resins, scrap & waste	1,241	1,171	13	52	-	-	-	5
-62	Cellulose nitrate, except explosive grades	1,876	1,689	-	120	-	-	-	67
-64	Cellulose acetate	537	347	1	189	-	-	-	-

Class No.	Description	All Countries	U.S.A.	U.K.	E.E.C.	Switz.	Japan	Mexico	Other
423-66	Cellulose acetate butyrate	1,536	1,530	-	6	-	-	-	-
-89	Cellulose plastics n.e.s. including cellulose plastic scrap and waste	3,233	2,556	252	314	-	-	-	111
-99	Plastic materials, not shaped n.e.s.	1,259	879	205	98	-	41	-	36
424-82	Regenerated cellulose film & sheet	947	777	142	21	-	7	-	-
TOTAL		125,369	111,306	2,986	8,161	107	2,113	-	696
<u>SYNTHETIC AND RECLAIMED RUBBER</u>									
422-10	Latex, synthetic, crude (all types)	7,351	7,281	35	35	-	-	-	-
-50	Synthetic rubber (except latex)	33,589	28,064	2,025	1,263	-	2,237	-	-
-60	Compounded or semi-processed natural or synthetic rubber	843	763	-	80	-	-	-	-
-90	Rubber Reclaimed	1,188	1,114	73	1	-	-	-	-
TOTAL		42,971	37,222	2,133	1,379	-	2,237	-	-
<u>PLASTIC & SYNTHETIC RESINS -</u>									
TOTAL		168,340	148,528	5,119	9,540	107	4,350	-	696

Class No.	Description	All Countries	U.S.A.	U.K.	E.E.C.	Switz.	Japan	Mexico	Other
<u>PHARMACEUTICAL INDUSTRY</u>									
871-20	Blood & blood fractions	3,398	2,818	-	319	46	-	-	215
-34	Cortical hormones	3,672	948	718	132	98	-	87	1,689
-60	Sex hormones	3,413	995	208	84	48	1	55	2,022
-65	Bacteriological products (sera vaccines) for human use, n.e.s.	4,251	3,768	74	310	-	2	-	97
-99	Biological products for human use, n.e.s	5,772	5,216	93	130	76	3	-	254
872-23	Penicillin	5,786	3,956	1,365	329	1	-	-	135
-51	Streptomycin & dihydro-streptomycin	994	758	202	22	-	-	-	12
-99	Antibiotics, n.e.s.	8,113	4,247	2,021	779	113	-	-	953
874-05	Ascorbic acid (vitamin C) & salts	2,249	259	49	72	1,634	83	-	152
-22	Niacin (nicotinic acid) & niacinamide (nicotinamide)	741	115	5	135	418	27	-	41
-25	Riboflavin Vitamin B2	998	112	17	14	760	92	-	3
-35	Vitamin A	894	336	30	285	211	-	-	32

Class No.	Description	All Countries	U.S.A.	U.K.	E.E.C.	Switz.	Japan	Mexico	Other
874-48	Vitamin B12	230	148	2	79	-	-	-	1
-55	Vitamin E, tocopherol	977	760	-	114	75	28	-	-
-99	Vitamins & preparations, n.e.s.	2,864	1,787	306	137	425	136	-	73
878-12	Veterinary biological products (sera vaccine)	2,031	1,732	204	13	78	-	-	4
-14	Veterinary antibiotic prep.	549	389	154	6	-	-	-	-
-49	Veterinary medicines, n.e.s.	3,677	3,365	225	47	1	-	-	39
-89	Antibiotic & vitamin feed supplements	1,754	467	103	9	1,171	-	-	4
-99	Feed supplements, n.e.s.	1,008	688	309	5	-	-	-	6
879-30	Narcotics	1,726	1,212	8	33	-	-	-	473
-50	Sulfonamides & their salts	3,024	1,165	195	960	498	9	-	197
-60	Barbiturates & amphetamines	381	253	90	6	28	-	-	4
-72	Caffeine & salts	287	56	3	199	-	-	-	29
-91	Fish liver & visceral oils, pharmaceuticals grade	77	4	39	-	-	34	-	-

Class No.	Description	All Countries	U.S.A.	U.K.	E.E.C.	Switz.	Japan	Mexico	Other
879-93	Papain	142	140	-	-	-	-	-	2
-99	Medicinal & pharmaceutical products, n.e.s.	21,521	12,331	2,692	2,636	2,747	15	25	1,075
TOTAL		80,529	48,025	9,112	6,855	8,428	430	167	7,512
<u>PAINTS & RELATED PRODUCTS</u>									
428-16	Paste paints incl. white lead & paint colours in oil	28	28	-	-	-	-	-	-
-29	Paints, n.e.s.	7,311	6,991	207	81	-	9	-	23
-33	Ceramic, enamelling & glass paints	2,450	1,920	439	69	-	20	-	2
-37	Special purpose paints, n.e.s.	1,057	1,033	19	1	-	-	-	4
-40	Varnishes & prepared shellacs	877	861	3	7	3	-	-	3
-59	Lacquers	1,886	1,785	8	93	-	-	-	-
-99	Stains, thinners, fillers & related products, n.e.s.	4,483	4,049	298	127	1	7	-	1
TOTAL		18,092	16,667	974	378	4	36	-	33

Class No.	Description	All Countries	U.S.A.	U.K.	E.E.C.	Switz.	Japan	Mexico	Other
<u>SOAPS & CLEANING PREPARATIONS INDUSTRY</u>									
800-61	Toilet soap	1,126	611	289	106	-	14	-	106
-63	Soap powders & flakes	499	482	-	16	-	-	-	1
-65	Liquid soap	65	63	2	-	-	-	-	-
-67	Soap, n.e.s.	374	261	8	67	-	-	-	38
-68	Detergents, powder or liquid	2,814	2,785	7	-	-	-	-	22
-73	Washing & cleaning preparations, n.e.s.	4,438	4,340	71	22	2	1	-	2
TOTAL		9,316	8,542	377	211	2	15	-	169
<u>TOILET PREPARATIONS INDUSTRY</u>									
800-19	Perfumes, toilet waters & colognes	2,067	527	54	1,267	1	6	-	212
-49	Toilet preparations & cosmetics, n.e.s.	8,077	5,018	824	1,983	118	45	-	89
TOTAL		10,144	5,545	878	3,250	119	51	-	301
<u>INDUSTRIAL CHEMICALS</u>									
<u>INORGANIC CHEMICALS</u>									
400-03	Chlorine	69	69	-	-	-	-	-	-

Class No.	Description	All Countries	U.S.A.	U.K.	E.E.C.	Switz.	Japan	Mexico	Other
400-08	Iodine	706	23	4	-	-	661	-	18
-25	Acetylene black, carbon black & lamp black	2,417	2,403	13	1	-	-	-	-
-49	Hydrogen, rare gases & other non-metals	3,249	3,035	39	84	-	5	-	86
-51	Sodium metal	2,858	2,854	4	-	-	-	-	-
-81	Mercury	485	342	6	-	-	-	125	12
-99	Chemical elements, n.e.s.	38	36	1	-	-	-	-	1
401-15	Sulphuric acid, incl. oleum	104	103	1	-	-	-	-	-
-31	Boric (boracic) acid and boric oxide	467	467	-	-	-	-	-	-
-62	Silica gel	2,440	2,074	26	334	3	3	-	-
-99	Inorganic acids & oxygen compounds, of non-metals or metalloids, n.e.s.	1,927	1,756	15	91	-	62	-	3
402-02	Ammonia	426	426	-	-	-	-	-	-
-05	Sodium hydroxide (caustic soda liquid)	6,611	4,550	834	1,227	-	-	-	-

Class No.	Description	All Countries	U.S.A.	U.K.	E.E.C.	Switz.	Japan	Mexico	Other
402-06	Sodium hydroxide (caustic soda dry)	99	81	-	-	-	-	-	18
-09	Potassium hydroxide (caustic potash)	236	195	-	35	-	-	-	6
-12	Sodium & potassium peroxides	49	10	-	39	-	-	-	-
-19	Strontium, barium & magnesium, oxide, hydroxides and peroxides	1,957	1,933	21	3	-	-	-	-
-21	Zinc oxides and peroxides	736	703	8	12	-	13	-	-
-32	Chromium oxides and hydroxides	451	123	59	59	-	210	-	-
-40	Iron oxides, natural or synthetic	926	598	79	213	-	-	-	36
-48	Titanium dioxide, pure	2,716	1,465	462	713	-	10	-	66
-57	Lead oxide (litharge, red lead, mineral orange)	825	277	57	-	-	-	491	-
-61	Antimony oxides	437	63	331	3	-	-	-	40
-81	Copper oxides & hydroxides	247	167	13	53	-	-	-	14
-87	Molybdenum oxide & hydroxide	97	97	-	-	-	-	-	-

Class No.	Description	All Countries	U.S.A.	U.K.	E.E.C.	Switz.	Japan	Mexico	Other
402-99	Inorganic bases & metallic oxides, hydroxides & peroxides, n.e.s.	2,271	1,672	249	74	-	112	-	164
403-19	Fluorides & other fluorine salts	737	395	124	147	-	38	-	33
-22	Calcium chloride	772	757	2	13	-	-	-	-
-36	Chlorides & oxychlorides, n.e.s.	1,397	954	140	238	-	3	-	62
-38	Calcium hypochlorite	1,338	1,078	11	-	-	249	-	-
-39	Chlorites & hypochlorites, n.e.s.	208	32	-	166	-	16	-	-
-45	Chlorates & perchlorates	220	211	-	-	9	-	-	-
-54	Sodium sulphide	150	122	9	3	-	10	-	-
-55	Sodium hydrosulphide (sulphhydrate)	93	90	-	-	-	3	-	-
-56	Dithionites & sulphonylates including sodium hydroxulphite	2,946	797	1,274	875	-	-	-	-
-58	Sodium sulphite	237	147	13	64	-	13	-	-
-59	Sulphites & thiosulphates, n.e.s.	392	227	49	116	-	-	-	-

Class No.	Description	All Countries	U.S.A.	U.K.	E.E.C.	Switz.	Japan	Mexico	Other
403-62	Sodium sulphate (salt cake & Glauber's salt)	417	150	94	87	-	-	-	86
-65	Sodium bisulphate (nitrate cake)	279	279	-	-	-	-	-	-
-71	Zinc sulphate	182	94	13	5	-	-	11	59
-73	Aluminum sulphate	101	95	-	6	-	-	-	-
-79	Copper sulphate	801	573	135	85	-	-	-	8
-80	Chromium sulphate incl. basic	315	225	30	-	-	60	-	-
-84	Sulphates (incl. alums) & persulphates, n.e.s.	1,003	595	155	206	-	5	-	42
-88	Potassium nitrate (saltpeter)	345	235	-	21	-	-	-	89
-91	Nitrites & nitrates, n.e.s.	999	374	55	147	-	-	-	423
-95	Sodium phosphate, tribasic	150	120	-	30	-	-	-	-
-99	Sodium phosphates, n.e.s.	1,220	1,207	1	12	-	-	-	-
404-01	Potassium phosphates	630	609	-	21	-	-	-	-
-06	Calcium phosphates	2,372	2,335	-	20	-	17	-	-
-16	Sodium carbonate, incl. sal soda	5,399	5,396	2	1	-	-	-	-

Class No.	Description	All Countries	U.S.A.	U.K.	E.E.C.	Switz.	Japan	Mexico	Other
404-17	Sodium bicarbonate	743	661	81	-	-	1	-	-
-19	Sodium sesquicarbonate	188	188	-	-	-	-	-	-
-21	Potassium carbonate	217	171	-	46	-	-	-	-
-27	Barium carbonate	386	42	-	331	-	-	-	13
-37	Carbonates & percarbonates, n.e.s.	1,680	1,015	185	120	-	-	-	360
-41	Sodium cyanide	1,451	152	1,169	86	-	44	-	-
-49	Cyanides & complex cyanides, n.e.s.	508	172	72	221	-	43	-	-
-50	Sodium silicates, incl. solution	275	253	-	22	-	-	-	-
-56	Potassium silicates	190	190	-	-	-	-	-	-
-57	Silicates, n.e.s.	474	444	19	11	-	-	-	-
-58	Sodium borate, (Borax)	866	864	2	-	-	-	-	-
-66	Sodium bichromate	1,886	765	192	458	-	330	-	141
-79	Chromates, permanganates, stannates & similar salts, n.e.s.	629	379	160	32	-	18	-	40
-99	Metallic salts & peroxy-salts of inorganic acids, n.e.s.	1,679	1,184	304	139	-	46	-	6

Class No.	Description	All Countries	U.S.A.	U.K.	E.E.C.	Switz.	Japan	Mexico	Other
405-09	Hallogen & sulphur comp. of non-metal & metalloids	410	385	-	25	-	-	-	-
-21	Radium & compounds	21	21	-	-	-	-	-	-
-32	Radioactive elements and isotopes, n.e.s.	21,043	16,856	23	4	-	-	-	4,160
-99	Other inorganic chemicals, n.e.s.	4,792	4,398	132	149	1	-	-	112
410-52	Tricresyl phosphates	619	314	305	-	-	-	-	-
-99	Inorganic esters, salts & deriv., n.e.s.	3,455	1,466	563	694	74	649	-	9
TOTAL		97,059	72,539	7,536	7,542	87	2,621	627	6,107

Organic Chemicals

406-07	Butylenes	767	604	90	73	-	-	-	-
-09	Butadiene	125	125	-	-	-	-	-	-
-10	Isoprene	663	663	-	-	-	-	-	-
-21	Benzol (Benzene)	380	12	-	72	-	-	-	296
-22	Toluol (Toluene)	251	251	-	-	-	-	-	-
-23	Xylol (Xylene)	1,382	551	-	-	-	-	-	831
-33	Hydrocarbons, n.e.s.	1,891	1,762	19	110	-	-	-	-

Class No.	Description	All Countries	U.S.A.	U.K.	E.E.C.	Switz.	Japan	Mexico	Other
406-35	Methyl Chloride	267	267	-	-	-	-	-	-
-40	Ethylene bromide	2,143	2,143	-	-	-	-	-	-
-42	Chloroform	253	246	1	6	-	-	-	-
-53	Trichloroethylene	361	265	1	92	-	3	-	-
-59	Chlorofluorohydrocarbons, n.e.s.	586	582	1	-	-	-	-	3
-64	Chlorobenzene, mono-ortho-di, meta-di, para-di	501	501	-	-	-	-	-	-
-83	Aldrin, technical	11	11	-	-	-	-	-	-
-87	D.D.T. technical	51	51	-	-	-	-	-	-
-99	Derivatives of hydrocarbons, n.e.s.	5,612	3,540	593	1,443	1	24	-	11
407-05	Methyl alcohol	1,289	1,289	-	-	-	-	-	-
-21	Butyl alcohol, normal	681	308	4	369	-	-	-	-
-61	Ethylene glycol, mono	338	249	59	30	-	-	-	-
-65	Menthol, natural & synthetic	558	168	1	-	-	-	-	389
-78	Iso-octyl alcohol	573	54	503	16	-	-	-	-
-82	Trimethyllolethane	245	245	-	-	-	-	-	-

Class No.	Description	All Countries	U.S.A.	U.K.	E.E.C.	Switz.	Japan	Mexico	Other
407-95	Fatty alcohols, n.e.s. (incl. sulphonated)	2,986	836	283	1,669	-	52	-	146
-99	Alcohols & their deriv., n.e.s.	3,229	2,193	79	793	21	119	-	24
408-02	Phenol (carbolic acid)	349	349	-	-	-	-	-	-
-03	Cresole	629	339	114	63	-	39	-	74
-04	Cresylic acid	214	196	17	1	-	-	-	-
-11	Resorcinol	665	551	-	114	-	-	-	-
-13	Phenols & phenol alcohols n.e.s.	1,296	650	410	144	2	-	-	90
-15	Phenols, chlorinated	1,805	1,758	25	20	2	-	-	-
-18	Deriv. of phenols & phenolalcohols, n.e.s.	1,781	1,132	514	133	-	1	-	1
-30	Ethers, ether-alcohols, ether-phenols, alcohol, peroxides & ether perox- ides and deriv.	2,640	1,953	59	604	5	14	-	5
-37	Epoxides, epoxyalcohols, epoxy phenols, epoxyethers and deriv.	858	856	-	-	2	-	-	-
-40	Acetals, hemiacetals & their deriv.	100	47	-	53	-	-	-	-
-45	Formaldehydes & para- formaldehydes	554	551	3	-	-	-	-	-

Class No.	Description	All Countries	U.S.A.	U.K.	E.E.C.	Switz.	Japan	Mexico	Other
408-56	Vanillin	218	134	15	54	-	10	-	5
-59	Aldehyde function compds., n.e.s.	559	436	37	23	-	55	-	8
-89	Ketone & quinone func- tion compds.	2,245	1,688	258	263	16	14	-	6
409-02	Formic acid	176	24	134	18	-	-	-	-
-03	Acrylic acids & their esters	6,178	5,996	158	24	-	-	-	-
-32	Monochloroacetic acid	59	48	-	11	-	-	-	-
-42	Stearic acid	175	148	23	4	-	-	-	-
-50	Lauric acid	40	35	5	-	-	-	-	-
-52	Oleic acid (red oil)	14	8	6	-	-	-	-	-
-57	Benzoic acid & benzoates	361	244	19	82	-	14	-	2
-59	Monoacids & deriv., n.e.s.	4,884	2,795	862	1,091	2	59	-	75
-62	Oxalic Acid	241	214	-	16	-	3	-	8
-63	Azelaic acid	370	370	-	-	-	-	-	-
-65	Fumaric acid	287	127	-	121	-	19	-	20
-71	Isophthalic acid	175	175	-	-	-	-	-	-
-72	Phthalic anhydride	413	33	-	303	-	17	-	60
-79	Phthalates & phthalate esters, n.e.s.	7,632	5,793	16	1,612	-	6	-	205

Class No.	Description	All Countries	U.S.A.	U.K.	E.E.C.	Switz.	Japan	Mexico	Other
409-81	Polyacids & deriv., n.e.s.	5,728	5,344	35	318	6	25	-	-
-82	Lactic acid	234	79	60	95	-	-	-	-
-84	Tartaric acid	518	3	7	-	-	-	-	508
-85	Potassium bitartrate (cream of tartar)	48	-	-	48	-	-	-	-
-93	Acetylsalicylic acid (except in tablet or dosage form)	940	422	274	239	-	-	-	5
-94	2,4 -Dichlorophenoxyacetic acid, technical	9	9	-	-	-	-	-	-
-96	Methylchlorophenoxyacetic acid	675	-	-	241	-	-	-	434
-98	Oxygen function acids & deriv., n.e.s.	4,359	2,893	651	578	158	51	-	28
411-24	Hexamethylene diamine	-	-	-	-	-	-	-	-
-25	Amine function compds., n.e.s.	8,176	7,146	180	562	43	206	-	39
-34	Ethanolamines (mono-di- tri-)	566	416	4	143	-	3	-	-
-43	Phenetidenes (ortho-, meta-, para-)	73	41	-	32	-	-	-	-

Class No.	Description	All Countries	U.S.A.	U.K.	E.E.C.	Switz.	Japan	Mexico	Other
411-45	Sodium glutamate, mono-	1,983	232	-	-	-	1,724	-	27
-49	Single or complex oxygen function & amino compds, n.e.s.	5,768	4,204	396	524	304	314	-	26
-51	Choline, chloride	162	162	-	-	-	-	-	-
-52	Quaternary ammonium salts, n.e.s.	422	359	38	22	3	-	-	-
-59	Amide function compd.	2,622	1,762	159	489	107	8	-	97
-63	Hexamethylene tetramine	120	92	-	4	-	-	-	24
-64	Imide function & imine function compounds, n.e.s.	725	250	241	122	111	-	-	1
-71	Acrylonitrile	381	381	-	-	-	-	-	-
-74	Acetonitrile	175	175	-	-	-	-	-	-
-75	Nitrile function compds., n.e.s.	170	165	-	5	-	-	-	-
-82	Isocyanates	4,925	4,254	437	201	-	33	-	-
-99	Nitrogen-function compds., n.e.s.	1,513	928	221	189	146	23	-	6
412-04	Xanthates	1,054	680	297	-	-	77	-	-
-12	Dithiocarbamates	128	69	8	51	-	-	-	-

Class No.	Description	All Countries	U.S.A.	U.K.	E.E.C.	Switz.	Japan	Mexico	Other
412-20	Mercaptans	1,015	909	5	100	-	1	-	-
-23	Methionine	2,873	46	-	2,319	-	508	-	-
-29	Organo-sulphur compds., n.e.s.	987	789	90	102	-	2	-	4
-54	Silicone fluids	275	275	-	-	-	-	-	-
-59	Other organo-inorganic compds., n.e.s.	688	551	9	55	70	3	-	-
-63	Thiazoles (except sul- fathiazole)	1,055	757	290	8	-	-	-	-
-65	Morpholine	212	17	54	141	-	-	-	-
-79	Heterocyclic Compds., n.e.s. incl. nucleic acids	19,698	7,881	1,639	1,445	7,564	374	264	531
413-12	Animal charcoal	546	36	454	50	-	6	-	-
-28	Naphtenic acid	170	103	-	-	-	-	-	67
-43	Metal naphthenates	323	25	298	-	-	-	-	-
-99	Organic chemicals, n.e.s.	3,926	3,902	3	20	1	-	-	-
TOTAL		133,303	88,923	10,159	17,530	8,564	3,807	264	4,056
<u>Fertilizer Chemicals</u>									
416-31	Urea	767	375	-	375	-	17	-	-

Class No.	Description	All Countries	U.S.A.	U.K.	E.E.C.	Switz.	Japan	Mexico	Other
416-33	Sodium nitrate	762	311	-	8	-	-	-	443
-39	Nitrogen solutions	39	39	-	-	-	-	-	-
-48	Ammonium sulphate	770	378	9	379	-	-	-	4
-49	Nitrogenous fertilizers, mineral or chem., n.e.s.	428	408	1	14	-	-	-	5
-55	Superphosphate, more than 22% phosphoric acid	2,156	2,156	-	-	-	-	-	-
-58	Phosphatic fertilizers, n.e.s.	3,109	3,060	47	2	-	-	-	-
-64	Potassium chloride	1,805	1,801	-	4	-	-	-	-
-66	Potassium sulphate	608	608	-	-	-	-	-	-
-69	Potassic fertilizers, n.e.s.	386	386	-	-	-	-	-	-
-99	Fertilizers & fertilizer materials, n.e.s.	1,190	1,184	4	-	-	-	-	2
TOTAL		12,020	10,706	61	782	-	17	-	454

Dyestuffs, except dyeing extracts

426-05	Acid dyestuffs (acid)	5,370	1,456	473	2,129	1,174	63	16	59
-08	Azoic dyestuffs (azoic)	432	181	-	244	7	-	-	-
-11	Modified basic dyestuffs (basic)	1,581	116	54	1,283	128	-	-	-

Class No.	Description	All Countries	U.S.A.	U.K.	E.E.C.	Switz.	Japan	Mexico	Other
426-12	Basic dyestuffs, n.e.s.	3,492	1,147	443	1,817	35	3	-	47
-15	Chrome dyestuffs (chrome)	186	73	18	57	26	12	-	-
-20	Direct & developed dyestuffs (D.&D.)	4,280	1,824	482	1,265	602	40	2	65
-21	Dispersed (acetate) dyestuffs (disp.)	6,673	1,529	583	3,736	773	52	-	-
-25	Sulphur dyestuffs (sulphur)	958	424	6	520	-	-	-	8
-30	Vat dyestuffs incl. indigo (vat)	1,778	249	357	1,002	143	27	-	-
-40	Oil, spirit & wax dyestuffs (OSW)	1,223	749	320	70	37	47	-	-
-45	Food, drug & cosmetic dyestuffs (FD&C)	624	469	97	3	23	32	-	-
-69	Organic optical brighteners (OB)	3,517	1,048	671	860	938	-	-	-
-72	Reactive dyestuffs (reactive)	1,767	42	533	996	194	-	-	2
-99	Dyestuffs, n.e.s. (dyes n.e.s.)	270	96	26	44	66	-	-	38
TOTAL		32,151	9,403	4,063	14,026	4,146	276	18	219

Class No.	Description	Countries	U.S.A.	U.K.	E.E.C.	Switz.	Japan	Mexico	Other
<u>Pigments, Lakes & Toners</u>									
427-13	Organic orange & yellow pigments	1,264	427	217	356	195	10	-	59
-15	Organic blue & green pigments	2,295	924	426	547	168	205	-	25
-18	Organic red & maroon pigments	1,481	885	168	291	127	5	-	5
-33	Inorganic orange & yellow pigments	522	471	22	25	-	4	-	-
-35	Inorganic blue & green pigments	379	188	178	9	-	4	-	-
-38	Inorganic red & maroon pigments	364	281	42	33	8	-	-	-
-49	Textile pigments (except spin dyeing colours (TP))	4,489	2,815	14	1,461	169	30	-	-
-72	Titanium dioxide, extended	1,054	1,054	-	-	-	-	-	-
-75	Whiting	818	766	35	17	-	-	-	-
-92	Luminescent, agents for paints, n.e.s. (L.F.P.)	1,910	1,814	17	2	-	77	-	-
-99	Pigments, colour lakes & toners, n.e.s.	4,501	3,918	126	341	47	57	3	9
TOTAL		19,077	13,543	1,245	3,082	714	392	3	98
INDUSTRIAL CHEMICALS TOTAL		293,610	195,114	23,064	42,962	13,511	7,113	912	10,934

Class No.	Description	All Countries	U.S.A.	U.K.	E.E.C.	Switz.	Japan	Mexico	Other
<u>OTHER CHEMICALS INDUSTRIES</u>									
<u>EXPLOSIVES AND AMMUNITION</u>									
415-09	Gunpowder & similar powder	390	225	163	-	-	-	-	2
-69	Prepared explosives & blasting agents, n.e.s.	687	548	82	56	-	-	-	1
866-04	Bookmatches	230	110	-	26	-	94	-	-
-08	Matches except book matches	274	8	-	35	-	81	-	150
930-29	Ammunition n.e.s. non-military	836	421	218	60	-	-	50	87
949-56	Pyrotechnic articles & fireworks, n.e.s.	553	108	117	33	-	2	-	293
	TOTAL	2,970	1,420	580	210	-	177	50	533
<u>Inks</u>									
429-66	Printing ink	1,517	1,422	23	22	-	25	-	25
-68	Rotogravure ink	155	155	-	-	-	-	-	-
904-04	Inks, except printing inks	1,432	760	445	212	-	8	-	7
	TOTAL	3,104	2,337	468	234	-	33	-	32

Class No.	Description	All Countries	U.S.A.	U.K.	E.E.C.	Switz.	Japan	Mexico	Other
<u>Agricultural Chemicals Formulated</u>									
418-30	D.D.T. dusts, solutions & powder	12	12	-	-	-	-	-	-
-40	Synthetic organics, n.e.s. botanicals & arsenicals, formulated	171	120	-	-	-	-	-	51
-57	Dithiocarbamates, formulated	1,168	1,150	-	18	-	-	-	-
-58	Mercurial fungicides (except seed treatments)	134	43	91	-	-	-	-	-
-59	Fungicides, n.e.s. (except treatments)	1,531	1,270	2	256	3	-	-	-
-61	Organic mercurial seed treatments	3	3	-	-	-	-	-	-
-79	Other agricultural dusts & sprays (except herbicides)	522	521	1	-	-	-	-	-
	TOTAL	3,541	3,119	94	274	3	-	-	51

Class No.	Description	All Countries	U.S.A.	U.K.	E.E.C.	Switz.	Japan	Mexico	Other
<u>Insecticides & Rodenticides</u>									
418-82	Herbicides, based on chlorate, borate or 2,4,5-T	98	98	-	-	-	-	-	-
-84	2,4-D ester and amine dusts & formulations	541	523	18	-	-	-	-	-
-89	Herbicides, n.e.s.	12,233	4,656	1,098	1,107	5,350	-	-	22
-99	Insecticides & rodenticides, n.e.s.	7,322	6,373	138	304	421	84	-	2
	TOTAL	20,194	11,650	1,254	1,411	5,771	84	-	24
<u>Adhesives</u>									
421-19	Glue, animal	1,055	581	171	95	3	-	-	205
-59	Glue, synthetic resin	3,530	3,404	47	59	4	8	-	8
-79	Rubber cement	1,326	1,281	10	32	-	-	-	3
-99	Adhesives, n.e.s.	885	807	44	21	9	-	-	4
	TOTAL	6,796	6,073	272	207	16	8	-	220
<u>INDUSTRIAL CHEMICAL SPECIALTIES</u>									
429-07	Additives for mineral oils	12,253	11,515	304	434	-	-	-	-
-11	Automotive chemicals, n.e.s.	1,794	1,671	8	115	-	-	-	-
-14	Carbon activated	1,322	1,024	64	234	-	-	-	-

Class No.	Description	All Countries	U.S.A.	U.K.	E.E.C.	Switz.	Japan	Mexico	Other
429-15	Clays & earths, activated	1,757	1,685	-	72	-	-	-	-
-17	Collecting reagents for concentrating ores, metals or minerals	1,708	1,579	-	102	-	-	-	27
-22	Compounds catalysts	9,717	8,312	913	476	-	-	-	16
-32	Dextrin & dextrin preparations (except adhesives)	486	177	126	183	-	-	-	-
-42	Charge preparations for fire extinguisher	212	203	1	8	-	-	-	-
-46	Gelatin, inedible	913	758	79	1	-	-	-	75
-48	Glycerin, crude	894	894	-	-	-	-	-	-
-49	Glycerin, refined	872	862	-	10	-	-	-	-
-52	Metalworking compds. prepared	5,119	4,988	62	36	2	23	-	8
-62	Ion exchangers, except synthetic resins	1,954	1,954	-	-	-	-	-	-
-63	Industrial fungicides, germicides & slimicides	3,691	3,437	116	110	2	-	-	26
-64	Oil treating compds.	1,503	1,503	-	-	-	-	-	-
-72	Rubber & plastic compding. agents, n.e.s.	9,120	8,685	300	130	1	-	-	4

Class No.	Description	All Countries	U.S.A.	U.K.	E.E.C.	Switz.	Japan	Mexico	Other
429-74	Starch, industrial	2,249	1,311	2	916	-	-	-	20
-79	Surface active agents compounded	11,454	10,319	351	687	64	22	-	11
-82	Textile specialty chemicals, prep.	6,250	3,983	86	1,864	315	2	-	-
-95	Caulking, sealing & sound deadening compds.	5,261	4,912	202	15	-	-	-	132
-99	Industrial chemical specialties, n.e.s.	22,125	20,073	499	572	154	238	-	589
800-77	Boot & shoe polishes & dressings	752	473	36	194	44	1	-	4
-79	Polishes, waxes & related preps. n.e.s.	1,801	1,646	79	29	30	-	-	17
-89	Household chemical specialties, n.e.s.	2,081	1,889	172	13	-	5	-	2
919-79	Photographic chemicals n.e.s.	10,904	10,572	129	177	9	17	-	-
TOTAL		116,192	104,425	3,529	6,378	621	308	-	931
<u>Essential Oils, Fats, Waxes & Vegetable Extracts</u>									
395-59	Chem. modified oils, fats & waxes	2,224	1,929	19	140	-	-	-	136
-75	Tall oil fatty acids	1,442	1,442	-	-	-	-	-	-

Class No.	Description	All Countries	U.S.A.	U.K.	E.E.C.	Switz.	Japan	Mexico	Other
395-99	Mixtures, residues & deriv. of oils, fats & waxes, n.e.s.	5,095	4,945	73	76	-	1	-	-
396-10	Chesnut extract	108	-	-	108	-	-	-	-
-20	Quebracho extract	404	-	-	-	-	-	-	404
-40	Wattle extract	173	-	-	-	-	-	-	173
-89	Synthetic tanning agents, n.e.s.	1,141	729	44	353	15	-	-	-
-99	Natural Tanning & Dyeing extract, n.e.s.	263	159	31	20	-	-	-	53
397-16	Lemon & orange oil	866	764	7	52	3	-	19	21
-20	Peppermint oil	672	662	2	3	-	-	-	5
-25	Spearmint oil	259	259	-	-	-	-	-	-
-39	Essential oils, n.e.s.	5,498	4,779	178	163	139	2	8	229
-49	Blends of essential oils	3,059	2,233	573	248	5	-	-	-
399-05	Resin	3,072	3,071	1	-	-	-	-	-
-08	Rosin sizing	2,073	2,073	-	-	-	-	-	-
-10	Rosin oils, spirits & acids, n.e.s.	422	422	-	-	-	-	-	-
-15	Tall oil & tall oil pitch	354	354	-	-	-	-	-	-

Class No.	Description	All Countries	U.S.A.	U.K.	E.E.C.	Switz.	Japan	Mexico	Other
399-20	Turpentine	529	529	-	-	-	-	-	-
-35	Pine oil, pine tar & pine pitch	846	845	1	-	-	-	-	-
-45	Lyes from wood pulp mfg.	491	474	16	1	-	-	-	-
-99	Gum, wood & vegetable extracts, n.e.s.	421	355	-	-	-	7	-	59
TOTAL		29,412	26,024	945	1,164	162	10	27	1,080
OTHER CHEMICALS TOTAL		182,209	155,048	7,142	9,878	6,573	620	77	2,871
GRAND TOTAL		766,422	581,602	46,677	73,076	28,744	12,615	1,156	22,552

Source: Trade of Canada Imports

Prepared by: Chemicals Branch
 Department of Industry, Trade & Commerce

EXPORTS OF CHEMICAL AND CHEMICAL PRODUCTS

<u>DESCRIPTION</u>	<u>Calendar Year 1970</u> \$'000	<u>Calendar Year 1971</u> \$'000	<u>% CHANGE</u>
Mixed Fertilizers	11,641	14,663	26.0
<u>Plastics and Synthetic Resins</u>			
Plastic materials not shaped	66,056	75,587	14.4
Pharmaceutical Industry	25,668	24,564	-4.3
Paints and Related Products	1,302	1,534	17.8
Soaps and Cleaning Preparations Industry	880	816	-7.3
Toilet Preparations Industry	1,600	2,382	48.9
<u>Industrial Chemicals</u>			
Inorganic Chemicals	117,345	120,873	3.0
Organic Chemicals	67,710	57,618	-14.9
Fertilizer Chemicals	88,259	81,298	- 7.9
Dyestuffs except Dyeing Extracts Pigments, Lakes and Toners	<u>1,975</u>	<u>2,410</u>	<u>22.0</u>
<u>TOTAL</u>	<u>275,289</u>	<u>262,199</u>	<u>-4.8</u>

<u>DESCRIPTION</u>	<u>Calendar Year 1970</u> \$'000	<u>Calendar Year 1971</u> \$'000	<u>% CHANGE</u>
<u>Other Chemical Industries</u>			
Agricultural Chemicals Formulated Insecticides and Rodenticides	2,776	3,165	14.0
Adhesives	1,087	1,226	12.8
Ammunition--Non-military	3,892	3,890	--
Industrial Chemical Specialties *	23,658	21,153	- 10.6
Chemical modified oils, fats, waxes, essential oils, gums, wood & vegetable extract	<u>4,645</u>	<u>4,789</u>	<u>3.1</u>
<u>TOTAL OTHER CHEMICALS</u>	36,058	34,223	-5.1
TOTAL EXPORTS OF CHEMICALS AND CHEMICAL PRODUCTS	<u><u>418,494</u></u>	<u><u>415,968</u></u>	<u><u>-0.6</u></u>

* Includes "explosives" and "printing inks"

SOURCE: Statistics Canada, Exports 65-004.

PREPARED BY: Chemicals Branch
Programs Division

GL/

EXPORTS--CHEMICALS AND CHEMICAL PRODUCTS

January - December, 1971

\$'000

Class No.	Description	All Countries	U.S.A.	U.K.	E.E.C.	Japan	Australia	Other
<u>MIXED FERTILIZERS</u>								
416-89	Prepared fertilizer mixtures	14,663	8,377	9	2	-	-	6,275
<u>PLASTICS & SYNTHETIC RESINS</u>								
<u>PLASTIC MATERIALS NOT SHAPED</u>								
423-16	Polyethylene (polythene) resins, not shaped	5,185	162	1,187	763	-	16	3,057
-18	Polystyrene resins, not shaped	2,065	595	212	5	-	214	1,039
-79	Plastics scrap & waste	548	510	5	30	-	-	3
-99	Synthetic & reclaimed rubber & plastics materials, not shaped, n.e.s.	67,789	36,650	10,856	4,400	2,248	751	12,884
	TOTAL	75,587	37,917	12,260	5,198	2,248	981	16,983

PHARMACEUTICAL INDUSTRY

870-19	Biological products for human use	8,796	1,475	61	2,705	1,332	64	3,159
-23	Penicillin	171	1	18	3	-	3	146
-29	Antibiotics, n.e.s.	2,288	107	30	980	162	100	909
-39	Narcotics	-	-	-	-	-	-	-
-49	Vitamins and preparations	1,086	135	2	56	1	-	892

Class No.	Description	All Countries	U.S.A.	U.K.	E.E.C.	Japan	Australia	Other
870-75	Proprietary medicines, registered	187	60	-	-	-	-	127
-89	Veterinary medicines & feed supp.	3,445	295	114	63	1,530	2	1,441
-99	Medicinal & pharm. products, n.e.s.	8,591	925	281	1,182	671	103	5,429
	TOTAL	24,564	2,998	506	4,989	3,696	272	12,103

PAINTS & RELATED PRODUCTS

428-35	Ready mixed paints, incl. white lead & colours in oil	780	275	22	3	55	7	418
-40	Varnishes & prepared shellacs	100	40	-	-	-	-	60
-99	Stains, lacquers, thinners, filters, & related products, n.e.s.	654	182	40	30	14	169	219
	TOTAL	1,534	497	62	33	69	176	697

SOAPS & CLEANING PREPARATIONS INDUSTRY

800-69	Soap & detergents	218	119	18	2	-	2	77
-99	Cleaning & polishing preparations & household chemicals specialties	598	273	42	24	-	40	219
	TOTAL	816	392	60	26	-	42	296

Class No.	Description	All Countries	U.S.A.	U.K.	E.E.C.	Japan	Australia	Other
<u>TOILET PREPARATIONS INDUSTRY</u>								
800-59	Perfumes, toilet preparations, & cosmetics	2,382	762	256	248	42	98	976
<u>INDUSTRIAL CHEMICALS</u>								
<u>Inorganic Chemicals</u>								
400-03	Chlorine	1,664	1,663	-	-	-	-	1
-37	Selenium	5,819	3,511	2,225	2	-	-	81
-61	Calcium Metal	137	3	17	18	6	-	93
-99	Chemical elements, n.e.s.	35,027	7,743	23,925	299	261	129	2,670
401-15	Sulphuric acid, incl. oleum	2,331	2,324	-	-	-	-	7
-99	Inorganic acids & oxygen compounds, of non-metals, or metalloids, n.e.s.	13,026	12,479	107	36	-	1	403
402-01	Ammonia anhydrous	7,696	7,695	-	-	-	-	1
-40	Iron oxides, natural or synthetic	1,837	1,676	39	86	-	-	36
-46	Cobalt oxides & hydroxides	3,351	3,351	-	-	-	-	-
-99	Inorg. bases & metallic oxides, hydroxides & peroxides, n.e.s.	13,532	6,656	4,981	303	144	16	1,432

Class No.	Description	All Countries	U.S.A.	U.K.	E.E.C.	Japan	Australia	Other
404-63	Sodium sulphate, anhydrous (salt cake)	2,299	2,198	-	-	-	-	101
-99	Metallic salts & peroxy-salts or inorg. acids, n.e.s.	15,852	8,371	1,580	412	16	1,104	4,369
405-35	Radioactive elements & isotopes & compounds & stable isotopes & their compounds	15,507	12,277	44	806	173	109	2,098
-99	Inorganic chemicals, n.e.s.	2,795	1,874	204	13	14	3	687
	TOTAL	120,873	71,821	33,122	1,975	614	1,362	11,979

Organic Chemicals

408-19	Phenols, phenol alcohols & their deriv.	1,984	25	253	641	-	122	943
-39	Ethers, alcohol peroxides ether, peroxides, epoxides, acetals, hemiacetals & deriv.	2,645	2,498	59	-	-	-	88
-59	Aldehyde-function compounds	7,418	3,135	2,094	935	795	200	259
-89	Ketone-function & quinone function compounds	45	11	-	-	-	-	34
414-19	Hydrocarbons & their deriv.	16,784	12,291	4,237	187	7	17	45
-29	Alcohols & their deriv.	7,524	73	2,180	3,454	6	573	1,238

Class No.	Description	All Countries	U.S.A.	U.K.	E.E.C.	Japan	Australia	Other
414-49	Organic acids, anhydrides, halides, peroxides, peracids, & deriv.	8,698	1,869	4,837	605	8	224	1,155
-59	Nitrogen-function comp., n.e.s.	11,296	9,693	957	145	8	110	383
-79	Organo-inorganic compounds & heterocyclic compounds, incl. inorganic esters	920	756	12	-	-	-	152
-99	Organic chemicals, n.e.s.	304	49	-	3	-	24	228
	TOTAL	57,618	30,400	14,629	5,970	824	1,270	4,525

Fertilizer Chemicals

416-06	Whale meal	-	-	-	-	-	-	-
-31	Urea	10,093	9,953	-	-	-	-	140
-44	Ammonium nitrate	16,267	16,267	-	-	-	-	-
-45	Urea, sodium nitrate, calcium cyanamides, & nitrogen solutions	5,171	4,963	165	2	-	-	41
-47	Ammoniated superphosphate, ammonium phosphates & nitrogen phosphate fertilizers, n.e.s.	42,503	36,322	144	925	-	-	5,112
-48	Ammonium sulphate	4,908	4,908	-	-	-	-	-
-99	Fertilizers & fertilizer materials, n.e.s.	2,356	2,311	3	6	-	-	36
	TOTAL	81,298	74,724	312	933	-	-	5,329

Class No.	Description	All Countries	U.S.A.	U.K.	E.E.C.	Japan	Australia	Other
<u>Dyestuffs, except dyeing extracts, pigments, lakes & toners</u>								
429-29	Dyestuffs, pigments, lakes & toners	2,410	1,425	91	110	17	100	667
<u>INDUSTRIAL CHEMICALS TOTAL</u>		<u>262,199</u>	<u>178,370</u>	<u>48,154</u>	<u>8,988</u>	<u>1,455</u>	<u>2,732</u>	<u>22,500</u>

OTHER CHEMICAL INDUSTRIES

429-09	Agricultural chemicals formulated, insecticides & rodenticides	3,165	577	130	463	-	7	1,988
--------	--	-------	-----	-----	-----	---	---	-------

Adhesives

421-19	Glue, animal	397	340	-	57	-	-	-
-99	Adhesives, n.e.s.	829	273	57	56	17	19	407
TOTAL		<u>1,226</u>	<u>613</u>	<u>57</u>	<u>113</u>	<u>17</u>	<u>19</u>	<u>407</u>

Ammunition & Explosives

429-99	Industrial chemical specialties & explosives, n.e.s.	21,153	14,421	1,026	572	683	600	3,851
930-19	Ammunition for non military use & parts	3,890	3,134	60	183	6	51	456
TOTAL		<u>25,043</u>	<u>17,555</u>	<u>1,086</u>	<u>755</u>	<u>689</u>	<u>651</u>	<u>4,307</u>

Class No.	Description	All Countries	U.S.A.	U.K.	E.E.C.	Japan	Australia	Other
<u>CHEMICALLY MODIFIED OILS, FATS, WAXES, ESSENTIAL OILS, GUM, WOOD AND VEGETABLE EXTRACTS, n.e.s.</u>								
398-59	Chemically modified oils, fats, waxes & deriv.	778	124	192	150	280	2	30
-79	Essential oils, natural synthetic	804	480	36	217	3	-	68
-99	Gum, wood & vegetable extracts, n.e.s. incl. tanning & dyeing material, n.e.s.	3,207	1,652	10	760	488	192	105
TOTAL		4,789	2,256	238	1,127	771	194	203
OTHER CHEMICALS TOTAL		34,223	21,001	1,511	2,458	1,477	871	6,905
CHEMICALS & CHEMICAL PRODUCTS GRAND TOTAL		415,968	250,314	62,818	21,942	8,987	5,172	66,735

PLASTIC FABRICATED MATERIALS

<u>DESCRIPTION</u>	Calendar Year		<u>% CHANGE</u>
	<u>1970</u>	<u>1971</u>	
	<u>IMPORTS</u>	<u>\$'000</u>	<u>\$'000</u>
Plastic film & sheets	48,951	52,077	6.4
Laminated plastic materials	7,317	5,316	-27.3
Plastic basic shape & forms	31,105	35,515	14.2
Shipping containers, plastic & parts	9,971	11,025	10.6
End products	10,627	11,816	11.2
<u>TOTAL</u>	<u>107,971</u>	<u>115,749</u>	<u>7.2</u>
	<u>EXPORTS</u>		
Plastic film & sheets	14,694	14,522	-1.2
Laminated plastic materials	675	615	-8.9
Plastic basic shape & forms	5,385	5,648	4.9
Shipping containers, plastic & parts	3,779	3,637	-3.8
End products	793	1,523	92.1
<u>TOTAL</u>	<u>25,326</u>	<u>25,945</u>	<u>2.4</u>

SOURCE: Trade of Canada, Imports & Exports

PREPARED BY: Chemicals Branch
Programs Division

GL/

IMPORTS--PLASTIC FABRICATED MATERIALS

January - December, 1971

\$'000

Class No.	Description	All Countries	U.S.A.	U.K.	E.E.C.	Switz.	Japan	Mexico	Other
<u>PLASTIC FILM AND SHEET</u>									
424-13	Polyester film & sheet	12,321	10,877	1,136	308	-	-	-	-
-31	Acrylic film & sheet	3,794	1,468	359	1,433	-	503	-	31
-33	Polyethylene film & sheet	3,546	3,395	22	75	-	39	3	12
-44	Vinyl chloride film & sheet	9,502	7,388	233	971	-	804	-	106
-46	Vinyl butyral film & sheet	6,467	6,467	-	-	-	-	-	-
-49	Vinyl film & sheet, n.e.s.	920	849	-	1	-	69	-	1
-53	Polypropylene film & sheet	4,256	2,930	833	242	-	237	-	14
-56	Rubber hydrochloride film & sheet	126	126	-	-	-	-	-	-
-65	Cellulose acetate film & sheet	4,709	4,076	456	177	-	-	-	-
-87	Vulcanized fibre in rolls or sheet	630	579	4	-	39	6	-	2
-89	Cellulosic film & sheet, n.e.s.	656	626	15	15	-	-	-	-
-99	Plastic film & sheet, n.e.s.	5,150	4,940	34	80	1	63	-	32
TOTAL		52,077	43,721	3,092	3,302	40	1,721	3	198

Class No.	Description	All Countries	U.S.A.	U.K.	E.E.C.	Switz.	Japan	Mexico	Other
<u>FABRICATED MATERIALS</u>									
425-12	Layflat tubing, plastic	298	53	-	-	-	237	-	8
-15	Pipe, tubes & rigid or semi-rigid tubing, plastic (except laminated)	3,599	3,457	45	73	-	13	-	11
-24	Blocks, rods, bars, angles, channels, & similar shapes, plastic (except expanded or laminated)	702	627	10	43	-	-	-	22
-31	Foamed & expanded plastics, basic shapes & forms	5,383	5,179	32	82	82	4	-	4
-55	Plastic sheet, reinforced (except laminated)	994	924	6	3	-	61	-	-
-62	Plastic handles & knobs	817	745	3	61	1	3	-	4
-64	Plastic pipe fittings	1,471	1,409	46	-	-	15	-	1
-77	Vulcanized fibre materials, n.e.s.	510	507	3	-	-	-	-	-
-90	Plastic tape	968	847	56	8	2	46	-	9
-99	Plastic fabricated materials, n.e.s.	19,615	17,634	420	669	26	454	-	412
494-88	Cove base, plastic or rubber	1,158	1,158	-	-	-	-	-	-
TOTAL		35,515	32,540	621	939	111	833	-	471

Class No.	Description	All Countries	U.S.A.	U.K.	E.E.C.	Switz.	Japan	Mexico	Other
<u>LAMINATED PLASTIC MATERIALS</u>									
425-40	Laminated plastic materials, fabric base	220	211	7	1	-	-	-	1
-49	Laminated plastics materials, n.e.s.	5,096	4,725	159	42	-	54	-	116
	TOTAL	5,316	4,936	166	43	-	54	-	117
<u>SHIPPING CONTAINERS, PLASTIC & PARTS</u>									
950-78	Plastic bottles, vials & ampoules	1,158	1,109	8	13	-	4	-	24
-79	Shipping & distribution containers, plastic & parts, n.e.s.	9,014	7,187	435	414	39	126	-	813
-88	Bottle caps, plastic	853	812	8	22	1	-	-	10
	TOTAL	11,025	9,108	451	449	40	130	-	847
<u>END PRODUCTS</u>									
494-85	Plastic flooring & wall covering, n.e.s.	2,938	2,684	91	112	-	-	-	51
850-68	Tableware, plastic	2,221	1,683	14	97	5	233	-	189
944-18	Buttons, plastic	1,470	969	10	209	1	250	-	31
961-99	Plastic end products, n.e.s.	5,187	4,517	221	133	5	187	-	124
	TOTAL	11,816	9,853	336	551	11	670	-	395
	GRAND TOTAL	115,749	100,158	4,666	5,284	202	3,408	3	2,028

SOURCE: Trade of Canada, Imports - 65-007

EXPORTS--PLASTIC FABRICATED MATERIALS

January - December, 1971

\$'000

<u>Class No.</u>	<u>Description</u>	<u>All Countries</u>	<u>U.S.A.</u>	<u>U.K.</u>	<u>E.E.C.</u>	<u>Japan</u>	<u>Australia</u>	<u>Other</u>
424-09	Plastic film & sheet	14,522	5,566	819	613	-	2,250	5,274
425-49	Laminated plastic materials	615	114	80	-	-	57	364
-99	Plastic, basic shaped & forms, n.e.s.	5,648	4,314	332	131	2	221	648
950-79	Shipping containers, plastic & parts	3,637	2,973	88	61	18	40	457
960-96	End Products	1,523	1,089	59	12	11	18	334
	TOTAL	<u>25,945</u>	<u>14,056</u>	<u>1,378</u>	<u>817</u>	<u>31</u>	<u>2,586</u>	<u>7,077</u>

Source: Trade of Canada - Exports

PRODUCTION AND TRADE OF POTASH
1966-1971

<u>Year</u>	<u>Producers' Shipments</u> <u>K₂O (Equivalent)</u>		<u>Exports (1)</u> <u>Potassium Chloride Muriate</u>	
	<u>Quantity</u> <u>(Tons)</u>	<u>Value</u> <u>\$'000</u>	<u>Quantity</u> <u>(Tons)</u>	<u>Value</u> <u>\$'000</u>
1966	1,990,053	76,670	(2)	76,365
1967	2,383,253	67,395	(2)	86,143
1968	2,890,733	73,950	(2)	96,156
1969	3,492,001	69,383	(2)	90,576
1970	3,420,212	108,695	5,473,879	121,305
1971(P)	3,872,000	128,067	6,008,657	142,463

(1) Class 416-52 Potassium Chloride (Muriate of Potash) 1966, 1967, 1968, 1969, 1970, 1971.

(2) Not Available

(P) Preliminary

SOURCE: Statistics Canada:
Preliminary Report of Mineral Production 1971, 26-203
Trade of Canada - Exports
Production of Canada's Leading Minerals, 26-007

Prepared by: Chemicals Branch,
Programs Division.

SULPHUR

<u>DESCRIPTION</u>	<u>IMPORTS</u>	Calendar Year	Calendar Year	<u>CHANGE</u>
		1970	1971	
		<u>\$'000</u>	<u>\$'000</u>	
Sulphur, crude or refined		1,468	745	-49.3
	<u>EXPORTS</u>			
Sulphur, crude or refined, n.e.s.		42,861	27,132	-36.7
Sulphur in ores		<u>1,226</u>	<u>1,074</u>	<u>-12.4</u>
	<u>TOTAL</u>	<u>44,087</u>	<u>28,206</u>	<u>-36.0</u>

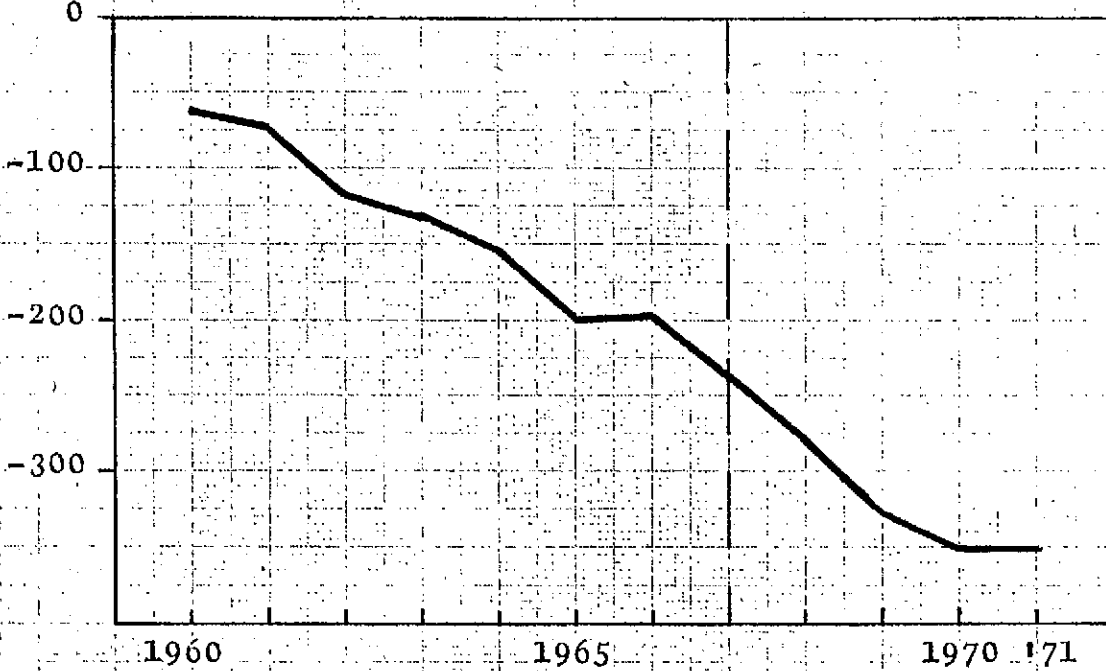
SOURCE: Statistics Canada, 65-004, 65-007

PREPARED BY: Chemicals Branch
Programs Division

CHART NO. 3

TRADE BALANCE ON CHEMICAL & CHEMICAL PRODUCTS

\$ MILLIONS



Kennedy
Round

CANADIAN TRADE BALANCE FOR CHEMICAL AND CHEMICAL PRODUCTS⁽¹⁾
 (Millions of Dollars)

	<u>1967</u>	<u>1968</u>	<u>1969</u>	<u>1970</u>	<u>1971</u>
Imports	561.2	612.3	704.4	768.3	766.4
Exports ⁽²⁾	<u>311.2</u>	<u>334.1</u>	<u>377.1</u>	<u>418.5</u>	<u>416.0</u>
Deficit	-250.0	-278.2	-327.3	-349.8	-350.4
Exports of Potassium Chloride	<u>86.1</u>	<u>96.2</u>	<u>90.6</u>	<u>121.3</u>	<u>142.5</u>
Total Deficit	-163.9	-182.0	-236.7	-228.5	-207.9

(1) Does not include Plastic Fabricated Products.

(2) Does not include Potassium Chloride (muriate of potash).

SOURCE: Statistics Canada, Imports 65-007, Exports 65-004.

PREPARED BY: Chemicals Branch,
 Programs Division.

CANADIAN TRADE BALANCE FOR CHEMICAL
AND CHEMICAL PRODUCTS BY COUNTRIES

1971⁽¹⁾

(Millions of Dollars)

	<u>IMPORTS</u>	<u>% OF TOTAL</u>	<u>EXPORTS</u> ⁽²⁾	<u>% OF TOTAL</u>	<u>BALANCE</u>
United States	581.6	75.9	250.3	60.2	-331.3
United Kingdom	46.7	6.1	62.8	15.1	+ 16.1
E.E.C. Countries	73.1	9.5	21.9	5.2	- 51.2
Other Countries	<u>65.0</u>	<u>8.5</u>	<u>81.0</u>	<u>19.5</u>	+ 16.0
TOTAL	766.4	100.0	416.0	100.0	-350.4

(1) Does not include Plastic Fabricated Products

(2) Does not include Potassium Chloride (Muriate of Potash).

SOURCE: Statistics Canada, Imports 65-007, Exports 65-004.

PREPARED BY: Chemicals Branch,
Programs Division.

CANADIAN TRADE BALANCE FOR CHEMICAL AND CHEMICAL PRODUCTS⁽¹⁾
(Millions of Dollars)

	<u>1967</u>	<u>1968</u>	<u>1969</u>	<u>1970</u>	<u>1971</u>
Imports	648.3	706.0	813.9	876.2	882.2
Exports ⁽²⁾	<u>410.1</u>	<u>446.5</u>	<u>491.3</u>	<u>561.1</u>	<u>584.4</u>
Deficit	-238.2	-259.5	-322.6	-315.1	-297.8

(1) Includes Plastic Fabricated Products.

(2) Includes Potassium Chloride (muriate of potash).

SOURCE: Statistics Canada, Imports 65-007, Exports 65-004.

PREPARED BY: Chemicals Branch,
Programs Division.

CHEMICAL AND CHEMICAL PRODUCTS
APPARENT DOMESTIC MARKET
1961-1971
(Millions of Dollars)

	1961	1962	1963	1964	1965	1966	1967	1968	1969	1970	1971	10 Yrs. Average Annual Growth %	5 Yrs. Average Annual Growth %
<u>INDUSTRIAL CHEMICALS</u>													
<u>MIXED FERTILIZERS</u>													
Factory Shipments	54.3	59.6	68.0	80.0	88.7	99.8	101.2	78.2	89.6	70.3	72.7	4.0	-5.0
Imports	3.0	2.6	2.1	2.9	2.4	1.8	1.0	0.7	1.7	2.1	4.2		
Exports	3.3	3.5	2.8	9.4	3.8	6.1	5.9	5.3	5.2	11.6	14.7		
Apparent Domestic Market	54.0	58.7	67.3	73.5	87.3	95.5	96.3	73.6	86.1	60.8	62.2	2.8	-6.6
<u>PLASTICS & SYNTHETIC RESINS</u>													
Factory Shipments (1)	186.0	197.0	214.0	236.0	246.0	257.0	251.0	267.0	287.0	296.5	296.0	4.9	2.9
Imports	59.6	74.7	75.0	84.0	92.6	104.5	112.2	129.8	154.4	155.4	168.3		
Exports	103.8	84.6	88.4	98.7	87.9	76.7	67.3	65.5	67.9	66.9	75.6		
Apparent Domestic Market	141.8	187.1	200.6	221.3	250.7	284.8	295.9	331.3	373.5	385.8	388.7	10.9	6.5
<u>INDUSTRIAL CHEMICALS</u>													
Factory Shipments (2)	404.0	448.8	478.9	537.3	611.4	671.2	706.5	747.6	799.6	799.5	840.0	7.7	4.8
Imports	119.1	135.3	142.2	192.4	221.6	218.5	232.5	247.0	268.5	330.8	293.6		
Exports	115.3	127.9	121.7	130.9	153.6	167.6	184.2	202.2	232.2	275.3	262.2		
Apparent Domestic Market	407.8	456.2	499.4	598.8	679.4	722.1	754.8	792.4	835.9	855.0	871.4	8.0	3.8
<u>INDUSTRIAL CHEMICALS SUB-TOTAL</u>													
Factory Shipments	644.3	705.4	760.9	853.3	946.1	1028.0	1058.7	1092.8	1176.2	1166.3	1208.7	6.6	3.3
Imports	181.7	212.6	219.3	279.3	316.6	324.8	345.7	377.5	424.6	488.3	466.1		
Exports	222.4	216.0	212.9	239.0	245.3	250.4	257.4	273.0	305.3	353.0	352.5		
Apparent Domestic Market	603.6	702.0	767.3	893.6	1017.4	1102.4	1147.0	1197.3	1295.5	1301.6	1322.3	8.3	3.7

<u>CHEMICAL SPECIALTIES</u>	1961	1962	1963	1964	1965	1966	1967	1968	1969	1970	1971	10 Yrs. Average Annual Growth %	5 Yrs. Average Annual Growth %
<u>PHARMACEUTICALS & MEDICINES</u>													
Factory Shipments	165.2	175.2	193.7	207.0	237.8	269.4	295.6	325.6	354.6	396.2	416.8	9.7	9.1
Imports	33.0	32.6	35.7	37.4	39.4	44.4	51.8	53.1	66.9	79.8	80.5		
Exports	9.0	10.6	10.5	11.1	12.6	16.3	17.6	17.1	22.5	25.7	24.6		
Apparent Domestic Market	189.2	197.2	218.9	233.3	264.6	297.5	329.8	361.6	399.0	450.3	472.7	9.6	9.7
<u>PAINT AND VARNISH</u>													
Factory Shipments	152.2	160.5	171.8	183.3	193.6	201.0	213.4	235.9	239.9	242.7	258.3	5.5	5.2
Imports	7.2	8.1	8.2	9.2	10.4	11.0	12.4	13.1	16.0	17.1	18.1		
Exports	1.3	0.9	0.9	0.7	1.3	2.1	2.1	2.2	1.4	1.3	1.5		
Apparent Domestic Market	158.1	167.7	179.1	191.8	202.7	209.9	223.7	246.8	254.5	258.5	274.9	5.7	5.6
<u>SOAP AND CLEANING COMPOUND</u>													
Factory Shipments	172.6	179.1	180.5	182.7	198.1	216.5	223.2	240.4	244.4	250.4	253.8	4.0	3.3
Imports	1.8	6.5	6.4	5.0	5.1	5.2	6.2	7.1	7.5	8.2	9.3		
Exports	0.6	0.7	0.8	1.1	0.9	0.7	0.1	0.6	0.6	0.9	0.8		
Apparent Domestic Market	173.8	184.9	186.1	186.6	202.3	221.0	229.3	246.9	251.3	257.7	262.3	4.3	3.5
<u>TOILET PREPARATIONS</u>													
Factory Shipments	68.8	74.8	82.3	90.2	103.8	110.5	117.2	126.9	133.3	164.1	163.6	9.2	8.4
Imports	3.0	3.4	3.1	4.2	6.0	6.2	8.2	9.3	9.9	10.3	10.1		
Exports	0.2	0.3	0.9	1.3	1.2	1.2	1.4	1.3	1.2	1.6	2.4		
Apparent Domestic Market	71.6	77.9	84.5	93.1	108.6	115.5	124.0	134.9	142.0	172.8	171.3	9.3	8.5

	1961	1962	1963	1964	1965	1966	1967	1968	1969	1970	1971	10 Yrs. Average Annual Growth %	5 Yrs. Average Annual Growth %
<u>OTHER CHEMICAL INDUSTRIES</u>													
Factory Shipments	232.6	248.6	255.7	281.1	310.5	348.8	360.7	407.0	432.2	413.8	436.1	6.6	4.7
Imports	89.3	90.0	95.5	78.9	91.6	99.6	113.5	152.3	179.5	164.6	182.2		
Exports	10.9	8.5	10.7	8.6	8.5	21.8	23.9	39.9	46.0	36.1	34.2		
Apparent Domestic Market	311.0	330.1	340.5	351.4	393.6	426.6	450.3	519.4	565.7	542.3	584.1	6.6	6.7
<u>CHEMICAL SPECIALTIES</u>													
<u>SUB-TOTAL</u>													
Factory Shipments	791.4	838.2	884.0	944.3	1043.8	1146.2	1210.1	1335.8	1404.4	1467.2	1528.6	6.8	6.0
Imports	134.3	140.6	148.9	134.7	152.5	166.4	192.1	234.9	279.3	280.0	300.2		
Exports	22.0	21.0	23.8	22.8	24.5	42.1	45.1	61.1	71.7	65.6	63.5		
Apparent Domestic Market	903.7	957.8	1009.1	1056.7	1171.8	1270.5	1357.1	1509.6	1612.5	1681.6	1765.3	7.0	6.8
<u>TOTAL CHEMICAL & CHEMICAL PRODUCTS</u>													
Factory Shipments	1435.7	1543.6	1644.9	1798.1	1989.9	2174.2	2268.8	2428.6	2580.6	2633.6	2737.4	6.7	4.7
Imports	316.2	353.2	368.2	414.1	469.1	491.2	537.8	612.3	704.4	768.3	766.4		
Exports	244.6	237.0	236.7	261.8	269.8	292.5	302.5	334.1	377.1	418.5	416.0		
Apparent Domestic Market	1507.3	1659.8	1776.4	1950.4	2189.2	2372.9	2504.1	2706.8	2907.9	2983.4	3087.8	7.5	5.4

CHEMICAL AND CHEMICAL PRODUCTS
 APPARENT DOMESTIC MARKET
 1966-1971
 (Millions of Dollars)

	1966	1967	1968	1969	1970	1971	5 Yrs. Average Annual Growth %
<u>TOTAL CHEMICAL & CHEMICAL PRODUCTS</u>							
Factory shipments	2,174.2	2,268.8	2,428.6	2,580.6	2,633.6	2,737.4	4.7
Imports	491.2	537.8	612.3	704.4	768.3	766.4	
Exports	292.5	302.5	334.1	377.1	418.5	416.0	
Apparent Domestic Market	2,372.9	2,504.1	2,706.8	2,907.9	2,983.4	3,087.8	5.4
<u>TOTAL MANUFACTURING</u>							
Factory Shipments	37,303.5	38,955.4	42,061.6	45,938.9	45,991.7	49,243.2	5.8
Imports	8,532.6	9,762.2	11,133.9	12,784.3	12,100.6	13,609.5	
Exports	6,747.9	7,950.1	9,686.1	11,276.4	12,258.6	12,824.2	
Apparent Domestic Market	39,088.2	40,767.5	43,509.4	47,446.8	45,833.7	50,028.5	5.2

- (1) Adjusted to include synthetic rubber
- (2) Excludes synthetic rubber
- (P) Preliminary

SOURCE: Statistics Canada 31-001, 46-217, 65-004 and 65-007

Prepared by: Chemicals Branch,
 Programs Division.

CHEMICAL AND CHEMICAL PRODUCTS
ANNOUNCED EXPANSIONS AND NEW PLANTS
AS OF DEC. 31, 1971

<u>Company</u>	<u>Year of Announcements</u>	<u>Products</u>	<u>Topic</u>	<u>Location</u>
Allied Chemical Canada Ltd.	1970	Toluene diisocyanates	New \$10,000,000 plant to produce 40mm lbs/y by 1972	Not announced
Allied Colloids (Canada) Ltd.	1970	Textile chemicals	New plant - \$500,000 (E).	Toronto, Ontario
Aqua-Tech Limited	1970	Activated carbon	New plant to produce 1-2 mm lbs/y - \$216,009.	Calgary, Alberta
Armour Industrial Chemicals	1970	Fatty amines	Expansion to double the capacity to 12-15 mm lbs/yr.	Saskatoon, Sask.
Atomic Energy of Canada Ltd.	1969	Deuterium oxide	New \$65 million plant to produce 400 t/d for 1972	Douglas Point, Ontario
RASF Canada Ltd.	1971	Phthalate plasticizers	Expansion from 20 mm lbs/y to 32 mm lbs/y.	Cornwall, Ontario
Cabot Carbon of Canada Ltd.	1970	Carbon black	Expansion from 135 to 175 mm lbs/y for 1971 - \$500,000 (E).	Sarnia, Ontario
Canada Packers Limited	1970	Oleic & stearic acid	New \$500,000 plant.	Toronto, Ontario
Canadian Industries Limited	1971	Ammonium chloride & sodium sulfite	New \$1,000,000 plant for late 1972.	Cornwall, Ontario

<u>Company</u>	<u>Year of Announcements</u>	<u>Products</u>	<u>Topic</u>	<u>Location</u>
Central Canadian Distilleries Corp. Ltd.	1970	Industrial alcohols	New \$2,387,000 plant for 1971.	Weyburn, Sask.
Chevron Standard	1969	Sulphur	New \$80 million plant to produce 2,850 t/d to be onstream in mid-'71.	Kabob Field, Alberta
Ciba-Geigy Canada Limited	1971	Agricultural chemicals	New \$3,000,000 plant for October 1972.	Galt, Ontario
Cominco Limited	1971	Phosphoric acid	Expansion of 7,000 sq. ft.	Trail, B.C.
Cominco Limited	1970	Fertilizer blending	\$30,000 expansion.	Taber, Alberta
Cynamid of Canada Ltd.	1970	Xanthates	\$2 million expansion to double capacity	Niagara Falls, Ontario. (Welland, Ontario)
Domtar Chemicals Limited	1971	Coal-tar	Double the capacity - 1972 \$2,000,000	Hamilton, Ontario
Dow Chemical of Canada Ltd.	1971	Chloralkali	New multi-million dollar plant.	Sarnia, Ontario
Electric Reduction Co.	1971	Sodium chlorate	Expansion to 50,000 t/y.	North Vancouver, B.C.
W.R. Grace & Co. of Canada Ltd.	1970	Concrete additives	Expansion.	Scarborough, Ontario
Gulf Oil Canada Ltd.	1969	Residue gas, sulphur condensates	New \$20 million plant to produce 200 mm cu.ft./d of residue gas, 830 long tons/d of sulphur, 5340 bbls/d of condensates \$20 million (E).	Strachan Field, Alberta

<u>Company</u>	<u>Year of Announcements</u>	<u>Products</u>	<u>Topic</u>	<u>Location</u>
Hiram Walker & Sons Limited	1969	Distillery	New \$30 million plant for 1971.	Kelowna, B.C.
Imperial Oil Ltd. (Esso Chemicals)	1970	Lubricants	50% expansion to produce 2 mm lbs/y by June 1972 - \$15,000,000.	Sarnia, Ontario
Ionarc Smelter Limited	1971	Zirconium oxide	New plant.	Canada.
Monsanto Canada Limited	1970	Maleic anhydride	Expansion from 9 to 15 mm lbs/y - \$3,500,000 (E).	La Salle, P.Q.
Morgan Adhesives Canada	1971	Adhesives	Expansion - 50,000 sq.ft.	Brampton, Ontario
Noranda Mines	1971	Sulphuric acid	Expansion to produce 66 t/y.	Murdochville, P.Q.
Ontario Paper Co. Ltd.	1970	Vanillin	Expansion from 4 to 6.7 mm t/y valued at \$8.5 million for 1972.	Thorold, Ontario
Petrofina Canada Limited	1970	Ethylene, propylene butylene, butadiene & cyclohexane	Expansion. \$28.6 million	Montreal, P.Q.
Petrofina Canada Limited	1971	Hydrogen	New plant - \$5,000,000.	Pointe-aux-Trembles, P.Q.
Reichhold Chemicals (Canada) Ltd.	1970	Formaldehyde	Expand to 20 mm lbs/y - \$500,000.	North Bay, Ontario
Sico Limited	1971	Paint	Expansion - \$150,000.	Longueuil, P.Q.

<u>Company</u>	<u>Year of Announcements</u>	<u>Products</u>	<u>Topic</u>	<u>Location</u>
Texas Gulf Sulphur Co.	1969	Sulphuric acid	New \$5 million plant.	Timmins, Ontario.
Union Carbide Canada Ltd.	1969	Liquid nitrogen, oxygen and argon	\$2 million expansion for 1970.	St. Andrews, Manitoba

(E) Estimate

CHEMICALS AND CHEMICAL PRODUCTS
 NEW PLANTS AND EXPANSIONS
 REPORTED ON STREAM
 JAN.-DEC. 1971

<u>Company</u>	<u>Products</u>	<u>Investment</u>	<u>Location</u>
Allied Chemical Canada Ltd.	Hydrogen fluoride	\$2,500,000(E)	Amherstburg, Ont.
Atlantic Richfield Co.	Sulphur	4,000,000	Gold Creek, Alta.
BASF Canada Limited	Plasticizers	2,000,000	Montreal, Que.
BASF Canada Limited	Oxo alcohols & butanol	13,500,000	Laval, Que.
Baker Talc Limited	Talc	250,000	Highwater, Que.
Canadian Hoechst Limited	Drugs	1,700,000	Montreal, Que.
Canadian Industries Limited	Liquid xanthate	--	Thompson, Man.
Canadian Industries Limited	Industrial paint	3,000,000	Vaughan, O t.
Canadian Liquid Air Limited	Acetylene	2,000,000	Calgary, Alta.
Canadian Liquid Air Limited	Oxygen and nitrogen	1,000,000(E)	Edmonton, Alta.
Canadian Liquid Air Limited	Oxygen	5,000,000	Hamilton, Ont.
Cape Chemical Corp.	Barium Carbonate	3,000,000	Brookfield, N.S.
Cardinal Proteins Limited	Fish protein concentrate	5,000,000(E)	Canso, N.S.
Connaught Medical Research Labs	Insulin	1,000,000(E)	Toronto, Ont.
Cyanamid of Canada Limited	Desulphurisation catalysts	--	Niagara Falls, Ont.
Electric Reduction Co.	Sodium chlorate	1,100,000	North Vancouver, B.C.
Glidden Company Limited	Adhesives and sealants	500,000(E)	Toronto, Ont.
Helfrich Labs Canada	Cosmetic & toilet preparations	--	Scarborough, Ont.
Merck, Sharpe & Dohme	Drug research complex	11,000,000	Montreal, Que.
Petrofina Canada Limited	Ortho xylene, benzene, toluene	11,400,000	Pointe-aux-Trembles, Que.

Petrogas Processing	Sulphur	5,000,000(E)	Crossfield, Alta.
Pfizer Company Limited	Citric acid, sodium citrate, potassium citrate	1,000,000	Cornwall, Ont.
G.D. Searle Co. of Canada Ltd.	Pharmaceuticals	1,200,000	Oakville, Ontario.
Standard Chemical Limited	Chlorine/caustic soda	--	Beauharnois, Que.
Tidal Chemicals Ltd.	Sodium chlorate	3,000,000	St. John, N.B.
United Gypsum	Sulphuric acid	1,200,000	Skookumchuck, B.C.

(E) Estimate

PLASTICS AND RUBBER PRODUCTS
ANNOUNCED EXPANSIONS AND NEW PLANTS
AS OF DEC. 31, 1971

<u>Company</u>	<u>Year of Announcements</u>	<u>Products</u>	<u>Topic</u>	<u>Location</u>
Bebo Plastik	1970	Plastics	New 10,000 sq.ft. plant for late '70.	Bowmanville, Ontario.
Building Products of Canada	1969	PVC pipes & fittings	23,000 sq.ft. expansion. (\$2,500,000)	Acton, Ontario.
Canadian General Tower Ltd.	1971	Vinyl film & plastic coatings	\$3.1 million expansion for 1974.	Galt, Ontario.
Canadian Industries Limited	1970	Polyethylene film	\$1 million installation.	Edmonton, Alberta.
Chemacryl Plastics Limited	1971	Acrylic plastics complex	New plant for late '72.	Niagara Falls, Ontario.
Chemcell Limited	1969	Polypropylene fibres	\$6 million expansion to produce 20 mm lbs/y.	St. Jean, P.Q.
Ciba Company Limited	1970	Urea formaldehyde resins	New \$2 million plant to produce 50,000 t/y.	Chatham, N.B.
Delany & Pettit Industries	1971	Polyurethane foam	Plant for mid '72.	Ajax, Ontario.
Dow Chemical Canada Limited	1969	Polyethylene	30% expansion - \$1,500,000 (E).	Sarnia, Ontario.
DuPont of Canada	1971	Polyolefin monofilament	Expansion of \$4.3 million for 1972.	North Bay, Ontario.
Emco Limited	1971	Plastic fittings	New \$500,000 plant, 57,000 sq.ft.	Brampton, Ontario.
C.H. Epps Mfg. Ltd.	1971	Injection molded plastic components	6,000 sq.ft. expansion - \$60,000.	Clinton, Ontario.
Hoover Chemical	1969	Urethane foam	\$1.5 million expansion.	Tillsonburg, Ontario.
Mansfield-Denman General Ltd.	1971	Tires	Expansion to double the capacity plus \$2 million office building.	Barrie, Ontario.
Mobile Oil Canada Ltd.	1971	Plastic film for packaging	New 18,000 sq. ft. plant - \$1.5 million for 1971.	Belleville, Ontario.
Petrofina Canada Limited	1970	Polyisobutylene	Expansion to produce 11,000 t/y - \$2,000,000.	Montreal East, P.Q.

<u>Company</u>	<u>Year of Announcements</u>	<u>Products</u>	<u>Topic</u>	<u>Location</u>
Reichhold Chemicals (Canada) Limited	1969	Synthetic resins	\$800,000 new plant for late 1970.	Selkirk, Manitoba.
Reichhold Chemicals (Canada) Limited	1970	Alkyd & polyester reactor	Expansion to double the capacity - \$250,000.	Port Moody, B.C.
Societa Italiana Resine	1970	Plastic complex	New complex.	St. Romuald, P.Q.
Thiokol Fibres Canada Ltd.	1969	Polypropylene yarns	New plant - 1970.	Brantford, Ontario.

(E) Estimate

PLASTICS AND RUBBER PRODUCTS
NEW PLANTS AND EXPANSIONS
REPORTED ON STREAM
JAN - DEC. 1971

<u>Company</u>	<u>Products</u>	<u>Investment</u>	<u>Location</u>
BASF Canada Limited	3 - styropor	\$ 2,600,000	Montreal, P.Q.
Cryovac Limited	Polypropylene films	2,250,000	Mississauga, Ontario.
Daymond Company	Polyethylene drain pipes	--	Chatham, Ontario.
Denor Plastics Limited	Reinforced fiberglass products	--	Surrey, B.C.
DuPont Canada Limited	Polyethylene - linear	--	Sarnia, Ontario.
Fiberplast Products	Polyester resins	400,000	Burnaby, B.C.
B.F. Goodrich Chemical Canada	Polyvinyl chloride	1,200,000 (E)	Port Robinson, Ontario.
F.R. Protective Plastics Limited	Fibreglass piping	--	Vancouver, B.C.
Hand Chemical Industries Limited	Plastics	--	Toronto, Ontario.
Imperial Oil Limited (Esso Chemicals)	Polyvinyl chloride	1,500,000 (E)	Sarnia, Ontario.
Kodiak Manufacturing Company	Plastic film products	--	North Vancouver, B.C.
Lukian Closures & Bottles Inc.	Plastic closures	--	Toronto, Ontario.
Michelin Company	Wire cords for tires	15,000,000 (E)	Bridgewater, N.S.
Michelin Company	Tires	50,000,000 (E)	Toronto, Ontario.
Union Carbide Canada Limited	Propylene & polyethylene	5,500,000	Montreal, P.Q.

(E) Estimate

