

Canada

**ELECTRONICS INDUSTRY AND HOUSEHOLD ELECTRICAL APPLIANCES INDUSTRY
STATISTICAL REVIEW**

SECOND QUARTER, 1986



Government
of Canada

Gouvernement
du Canada

Regional Industrial
Expansion

Expansion industrielle
régionale

**ELECTRONICS INDUSTRY AND HOUSEHOLD ELECTRICAL APPLIANCES INDUSTRY
STATISTICAL REVIEW**

SECOND QUARTER, 1986



ISSN 0832

September 1986

TABLE OF CONTENTS

ELECTRONIC PRODUCTS

Table 1 - Second Quarter by Industrial Sectors	1
Table 2 - Second Quarter by Commodity Exports and Imports	2
Table 3 - First Half-year by Industrial Sectors	3
Table 4 - First Half-year by Commodity Exports and Imports	5
Table 5 - Number of Employees by Industrial Sectors	7
Graphs	8

HOUSEHOLD ELECTRICAL PRODUCTS

Table 6 - Second Quarter by Industrial Sectors	15
Table 7 - Second Quarter by Commodity Exports and Imports	16
Table 8 - First Half-year by Industrial Sectors	17
Table 9 - First Half-year by Commodity Exports and Imports	18
Table 10 - Number of Employees by Industrial Sectors	19
Graphs	20

Electronics Directorate
Regional Industrial Expansion
September 1986

Source of Statistics - Statistics Canada

TABLE 1
ELECTRONIC PRODUCTS
SECOND QUARTER BY INDUSTRIAL SECTORS

	1986		1985	% Change	
	2nd Qtr	1st Qtr	2nd Qtr	Qtr	Annual
----- \$ Millions -----					
COMMUNICATIONS EQUIPMENT & COMPONENTS					
ADM	1 283	1 190	1 099	7.8	16.7
Shipments	1 098	1 096	1 056	0.2	4.0
Trade Surplus (Deficit)	(185)	(94)	(43)	96.8	330.2
Exports	588	619	705	(5.0)	(16.6)
Imports	773	713	748	8.4	3.3
OFFICE & STORE MACHINERY					
ADM	1 142	1 061	1 031	7.6	10.8
Shipments	374	364	393	2.8	(4.8)
Trade Surplus (Deficit)	(768)	(697)	(638)	10.2	20.4
Exports	473	464	497	1.9	(4.8)
Imports	1 241	1 161	1 135	6.9	9.3
RADIO AND TELEVISION					
ADM	-	-	-	-	-
Shipments	n.a.	n.a.	n.a.	-	-
Trade Surplus (Deficit)	(358)	(306)	(298)	17.0	20.1
Exports	53	45	60	17.8	(11.7)
Imports	411	351	358	17.1	14.8
INSTRUMENTS					
ADM	-	-	-	-	-
Shipments	n.a.	n.a.	n.a.	-	-
Trade Surplus (Deficit)	(159)	(147)	(150)	8.2	(6.0)
Exports	49	50	51	(2.0)	(3.9)
Imports	208	197	201	5.6	3.5
TOTAL					
ADM	3 267	3 035	2 875	7.6	13.6
Shipments (estm.)	1 797	1 791	1 746	0.3	2.9
Trade Surplus (Deficit)	(1 470)	(1 244)	(1 129)	18.2	30.2
Exports	1 163	1 178	1 313	(1.3)	(11.4)
Imports	2 633	2 422	2 442	(8.7)	7.8

All data classified by the 1980 S.I.C.

TABLE 2
ELECTRONIC PRODUCTS
SECOND QUARTER BY INDUSTRIAL SECTORS

	1986		1985	% Change	
	<u>2nd Qtr</u>	<u>1st Qtr</u>	<u>2nd Qtr</u>	<u>Qtr</u>	<u>Annual</u>
	----- \$ 000 -----				
COMMUNICATIONS EQUIPMENT					
Exports	320 490	330 792	374 263	(3.1)	(14.4)
Imports	295 188	264 707	229 804	11.5	28.5
Trade Surplus (Deficit)	25 302	66 085	144 459	(61.7)	(82.5)
ELECTRONIC COMPONENTS					
Exports	267 221	288 057	330 916	(7.2)	(19.3)
Imports	477 973	448 641	518 589	6.5	(7.8)
Trade Surplus (Deficit)	(210 752)	(160 584)	(187 673)	31.2	12.3
TELEPHONE APPARATUS EQUIPMENT & PARTS					
Exports	166 238	157 519	211 388	5.5	(21.4)
Imports	66 205	63 523	61 401	4.2	7.8
Trade Surplus (Deficit)	100 033	93 996	149 987	6.4	(33.3)
PRINTED CIRCUIT BOARDS					
Exports	15 700	13 487	13 872	16.4	13.2
Imports	13 356	8 949	9 095	49.3	46.9
Trade Surplus (Deficit)	2 344	4 538	4 777	(48.4)	(50.9)
ELECTRONIC COMPUTERS & PARTS					
Exports	448 666	439 142	472 584	2.2	(5.1)
Imports	1 050 689	992 435	965 837	(5.9)	8.8
Trade Surplus (Deficit)	(602 023)	(553 293)	(493 253)	8.8	22.1
INTEGRATED CIRCUITS & SEMI-CONDUCTORS & PARTS					
Exports	161 732	175 889	227 602	(8.1)	(28.9)
Imports	274 824	271 306	325 958	1.3	(15.7)
Trade Surplus (Deficit)	(113 092)	(95 417)	(98 356)	15.6	15.0

TABLE 2 (Cont'd)
ELECTRONIC PRODUCTS
SECOND QUARTER BY INDUSTRIAL SECTORS

	1986		1985		% Change	
	<u>2nd Qtr</u>	<u>1st Qtr</u>	<u>2nd Qtr</u>	<u>Qtr</u>	<u>Annual</u>	
	----- \$ 000 -----					
TAPE PLAYERS, RECORDERS						
(EXC. PTS.)						
Exports						
Imports	118 090	105 817	93 294	11.6	26.6	
Trade Surplus (Deficit)						
TELEVISION SETS						
Exports	14 407	10 537	17 827	36.7	(19.2)	
Imports	58 218	49 403	43 704	17.8	33.2	
Trade Surplus (Deficit)	(43 811)	(38 866)	(25 877)	12.7	69.3	
RADIOS						
Exports	2 285	550	1 900	315.5	20.3	
Imports	58 963	61 063	71 143	(3.4)	(17.1)	
Trade Surplus (Deficit)	(56 678)	(60 513)	(69 243)	(6.3)	(18.2)	
COMBINATION RADIO- PHONOGRAPH SETS						
Exports	33 941	31 925	37 765	6.3	(10.1)	
Imports	80 639	60 192	77 710	34.0	3.8	
Trade Surplus (Deficit)	(46 698)	(28 267)	(39 945)	65.2	16.9	
GEOPHYSICAL & MINERAL PROSPECTION EQUIPMENT & PARTS						
Exports	12 628	10 761	11 241	17.4	12.3	
Imports	24 456	47 102	43 117	(48.1)	(43.3)	
Trade Surplus (Deficit)	(11 828)	(36 341)	(31 876)	(67.5)	(62.9)	
COMMERCIAL COMMUNICATIONS EQUIPMENT N.E.S.						
Exports	119 931	110 929	99 468	8.1	20.6	
Imports	97 702	88 370	77 420	10.6	26.2	
Trade Surplus (Deficit)	22 229	22 559	22 048	(1.5)	0.8	
PHOTOCOPY AND SIMILAR MACHINES & PARTS						
Exports						
Imports	92 530	80 537	77 342	14.9	19.6	

TABLE 3
ELECTRONIC PRODUCTS
FIRST HALF-YEAR BY INDUSTRIAL SECTORS

	<u>1986</u>	<u>1985</u>	<u>% Change</u>
	----\$ Millions ----		
COMMUNICATIONS EQUIPMENT & COMPONENTS			
ADM	2 474	2 171	14.0
Shipments	2 194	2 062	6.4
Trade Surplus (Deficit)	(280)	(109)	156.9
Exports	1 207	1 369	(11.8)
Imports	1 487	1 478	0.6
OFFICE & STORE MACHINES			
ADM	2 203	2 142	2.9
Shipments	737	795	(7.3)
Trade Surplus (Deficit)	(1 466)	(1 347)	8.8
Exports	936	963	(2.8)
Imports	2 402	2 310	4.0
RADIO AND TELEVISION			
ADM	-	-	-
Shipments	n.a.	n.a.	n.a.
Trade Surplus (Deficit)	(664)	(610)	8.9
Exports	98	114	(14.0)
Imports	762	724	5.3
INSTRUMENTS			
ADM	-	-	-
Shipments	n.a.	n.a.	n.a.
Trade Surplus (Deficit)	(307)	(315)	(2.5)
Exports	99	96	3.1
Imports	406	411	(1.2)
TOTAL			
ADM	6 305	5 838	8.0
Shipments (estimate)	3 588	3 457	3.8
Trade Surplus (Deficit)	(2 717)	(2 381)	14.1
Exports	2 340	2 542	(8.0)
Imports	5 057	4 923	2.7

TABLE 4
ELECTRONIC PRODUCTS
FIRST HALF-YEAR BY COMMODITY EXPORTS AND IMPORTS

	<u>1986</u> -----\$ 000	<u>1985</u> -----	<u>\$ Change</u>
COMMUNICATIONS EQUIPMENT			
Exports	651 283	735 124	(11.4)
Imports	559 897	449 105	24.7
Trade Surplus (Deficit)	91 386	286 019	(68.1)
ELECTRONIC COMPONENTS			
Exports	555 278	634 341	(12.5)
Imports	926 614	1 029 225	(10.0)
Trade Surplus (Deficit)	(371 336)	(394 884)	(6.0)
TELEPHONE APPARATUS EQUIPMENT & PARTS			
Exports	323 757	422 129	(23.3)
Imports	129 728	117 964	10.0
Trade Surplus (Deficit)	194 029	304 165	(36.2)
PRINTED CIRCUIT BOARDS			
Exports	29 187	26 706	9.3
Imports	22 306	18 269	22.1
Trade Surplus (Deficit)	6 881	8 437	(18.4)
ELECTRONIC COMPUTERS & PARTS			
Exports	887 808	917 441	(3.2)
Imports	2 043 124	1 975 781	3.4
Trade Surplus (Deficit)	(1 155 316)	(1 058 340)	9.2
INTEGRATED CIRCUITS & SEMI-CONDUCTORS & PARTS			
Exports	337 621	425 685	(20.7)
Imports	546 130	653 700	(16.5)
Trade Surplus (Deficit)	(208 509)	(228 015)	(8.6)

TABLE 4 (CONT'D)
ELECTRONIC PRODUCTS
FIRST HALF-YEAR BY COMMODITY EXPORTS AND IMPORTS

	<u>1986</u> -----\$ 000	<u>1985</u> -----	<u>% Change</u>
TAPE PLAYERS, RECORDERS (EXC. PTS.)			
Exports			
Imports	223 907	230 407	(2.8)
Trade Surplus (Deficit)			
TELEVISION SETS			
Exports	24 944	33 061	(24.6)
Imports	107 621	89 147	20.7
Trade Surplus (Deficit)	(82 677)	(56 086)	47.4
RADIOS			
Exports	2 835	3 655	(22.4)
Imports	120 025	122 606	(2.1)
Trade Surplus (Deficit)	(117 190)	(118 951)	(1.5)
COMBINATION RADIO-PHONOGRAPH SETS			
Exports	65 866	71 479	(7.9)
Imports	140 831	143 416	(1.8)
Trade Surplus (Deficit)	(74 965)	(71 937)	4.2
GEOPHYSICAL & MINERAL PROSPECTION EQUIPMENT & PARTS			
Exports	23 389	18 481	26.6
Imports	71 558	90 974	(21.3)
Trade Surplus (Deficit)	(48 169)	(72 493)	(33.6)
COMMERCIAL COMMUNICATIONS EQUIPMENT N.E.S.			
Exports	230 860	191 429	20.6
Imports	186 072	144 740	28.6
Trade Surplus (Deficit)	44 788	46 689	(4.1)
PHOTOCOPY AND SIMILAR MACHINES & PARTS			
Exports			
Imports	173 067	150 685	14.9

TABLE 5

ELECTRONIC PRODUCTS

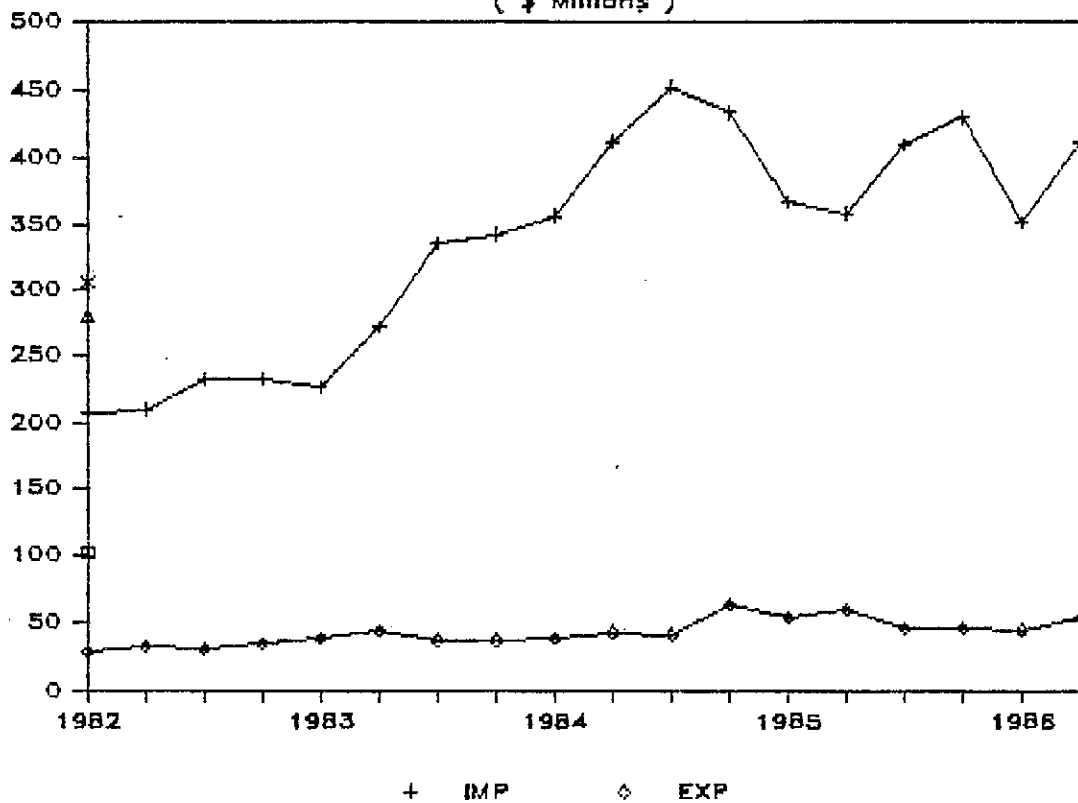
NUMBER OF EMPLOYEES BY INDUSTRIAL SECTORS

INDUSTRIAL SECTORS

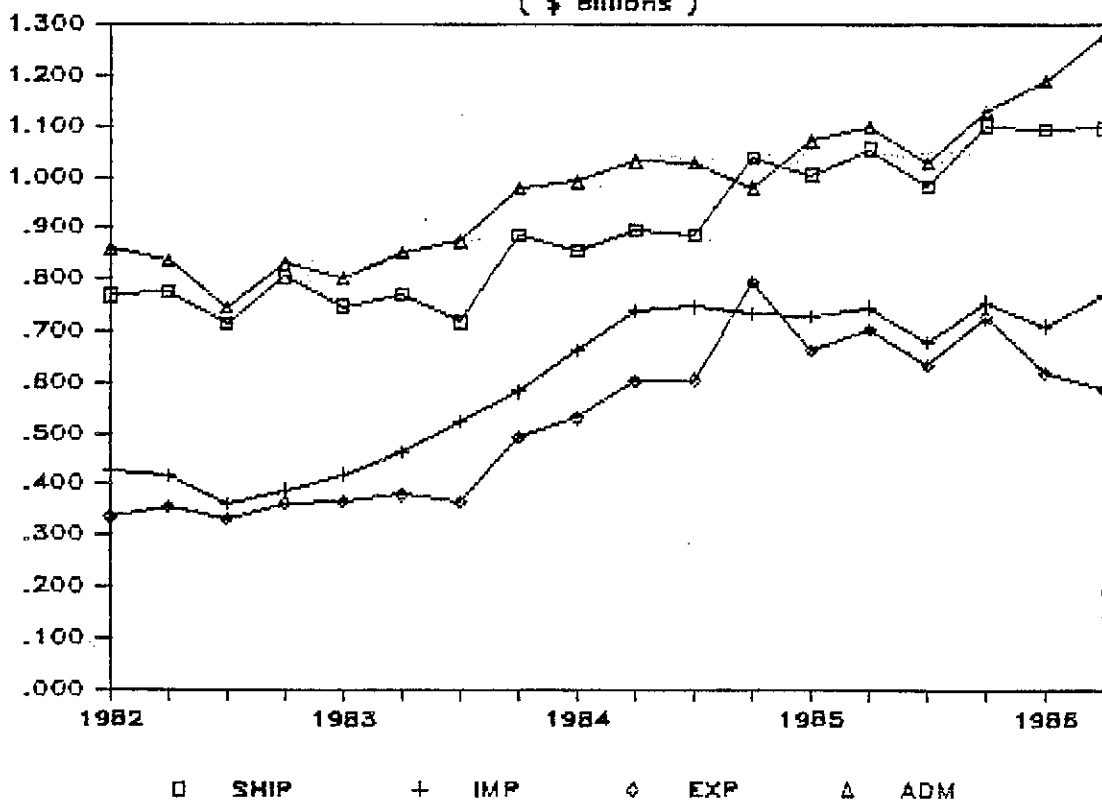
	<u>As At June 1986</u>	<u>As At June 1985</u>
Radio and Television	4 273	4 029
Communications Equipment & Components	48 737	47 191
Office & Store Machinery	16 004	15 598
Instruments (estimated)	<u>15 098</u>	<u>17 599</u>
	<u>84 112</u>	<u>84 417</u>

SOURCE: Employment, Earnings and Hours - Cat. No. 72-002.
Statistics Canada.

HOUSEHOLD RADIOS AND TELEVISIONS (\$ Millions)

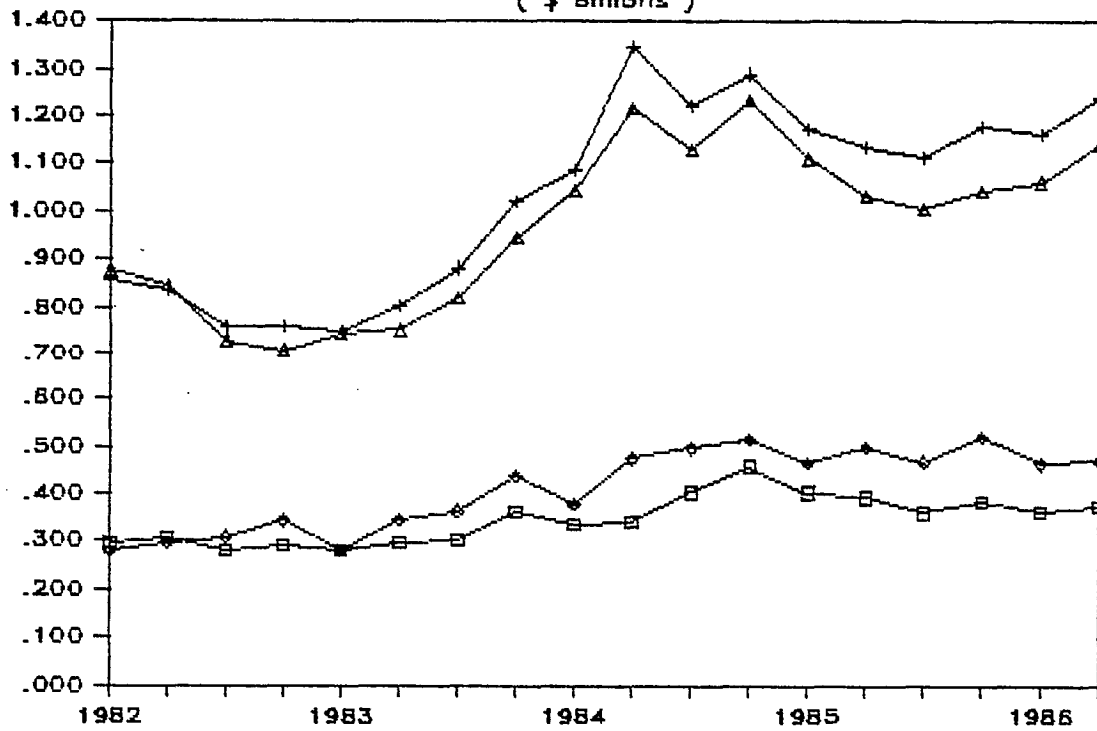


COMMUNICATIONS EQUIP. AND COMPONENTS (\$ Billions)



OFFICE & STORE MACHINERY

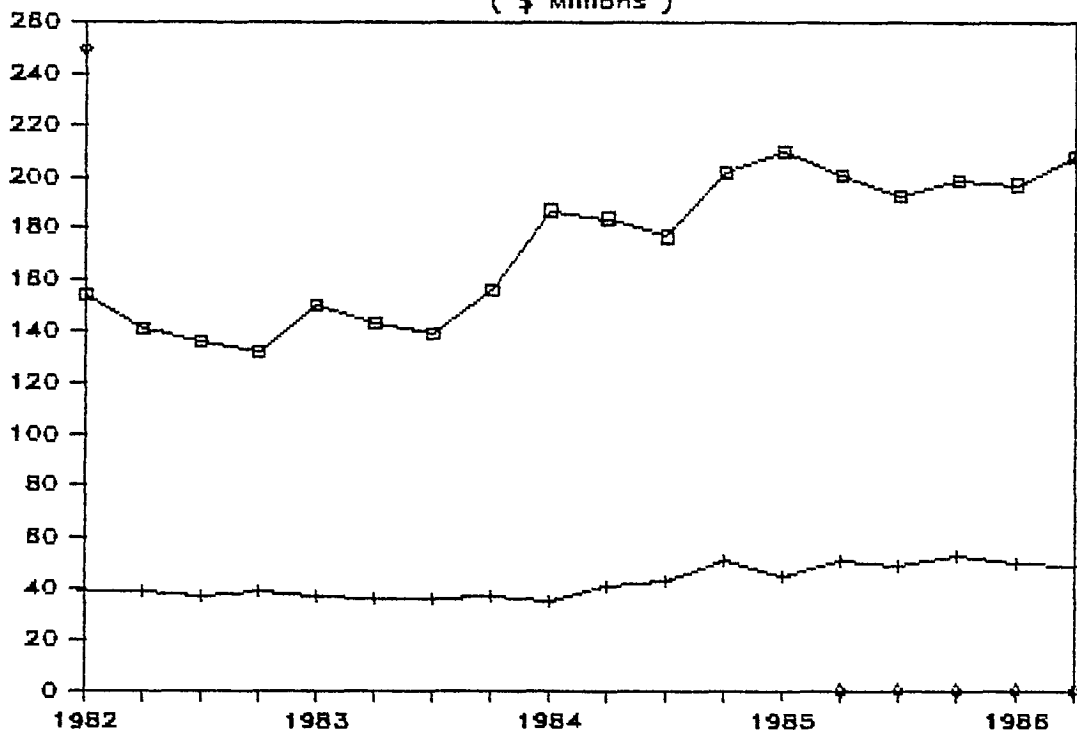
(\$ Billions)



□ SHIP + IMP ◇ EXP △ ADM

INSTRUMENTATIONS

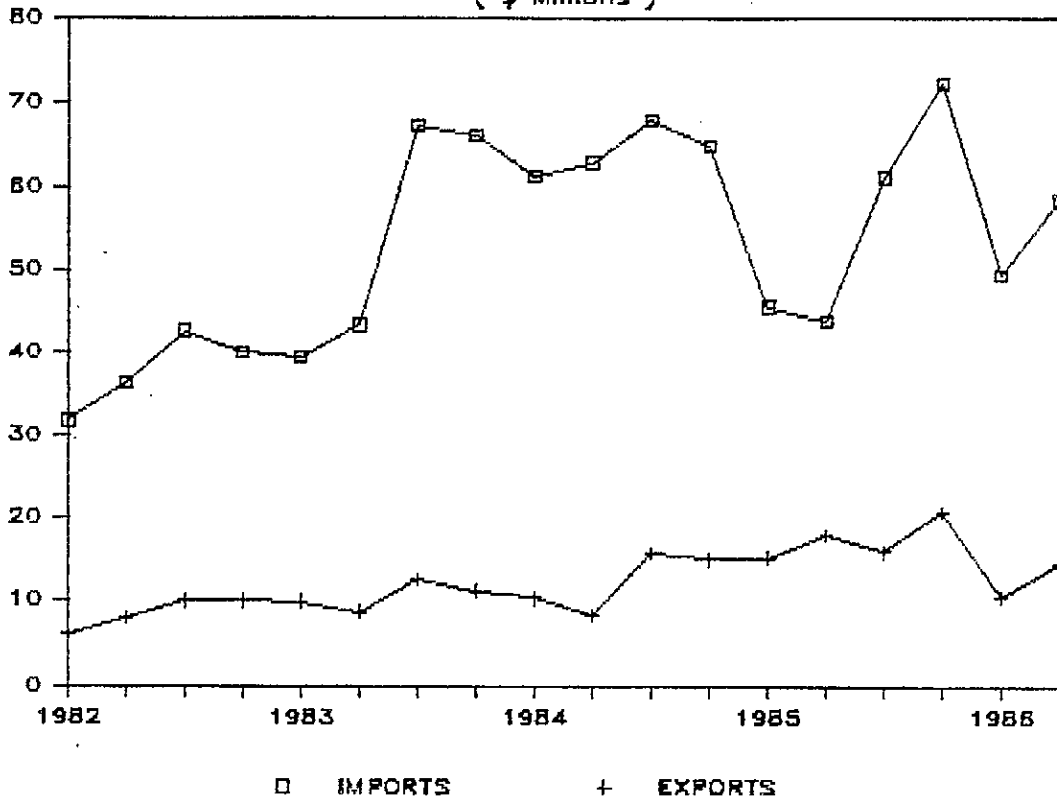
(\$ Millions)



□ IMPORTS + EXPORTS

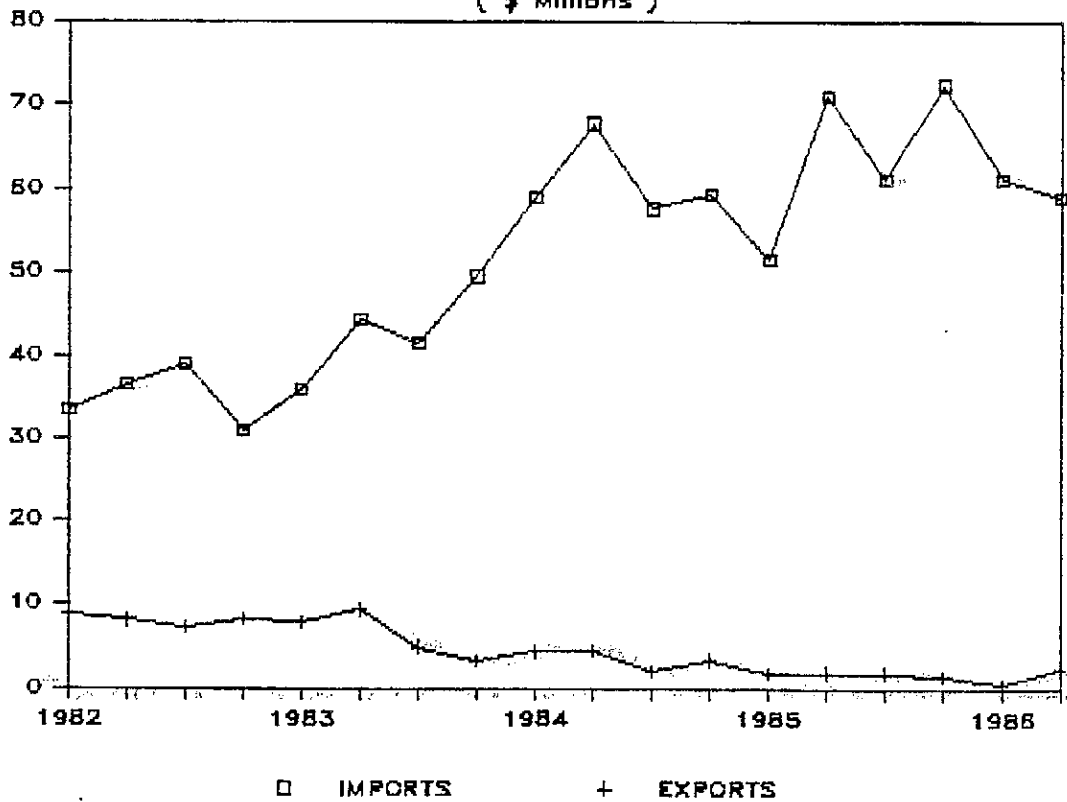
TELEVISION SETS

(\$ Millions)



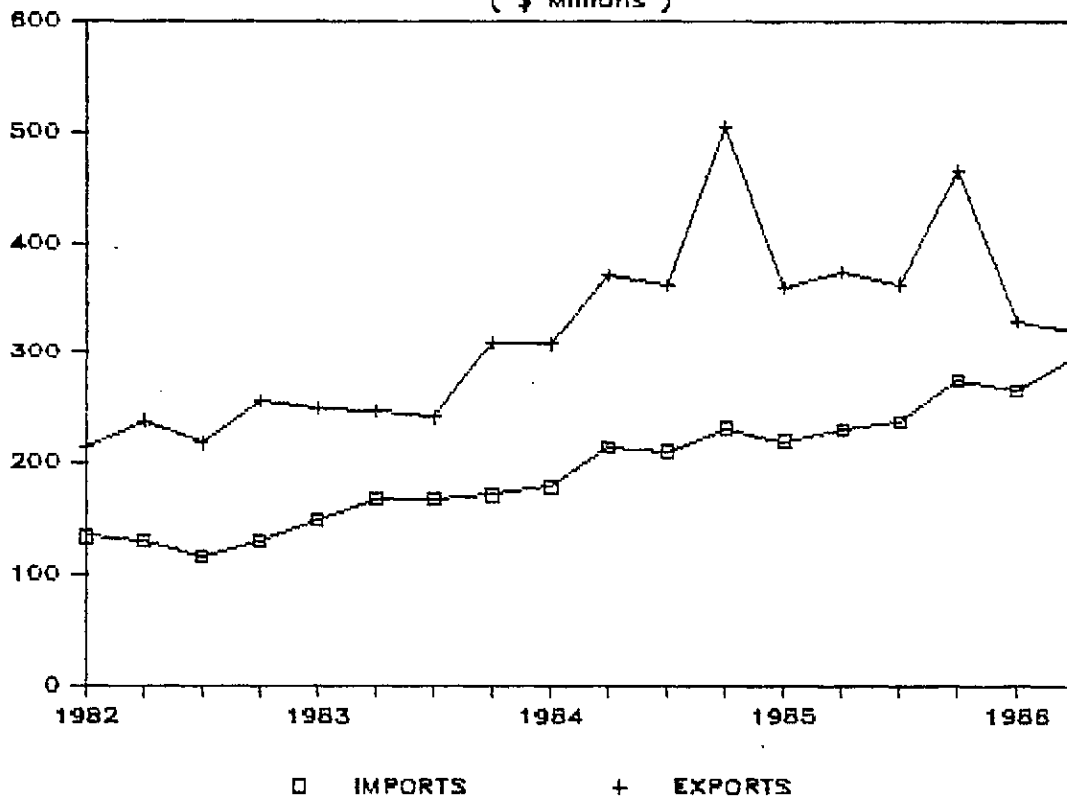
RADIOS

(\$ Millions)



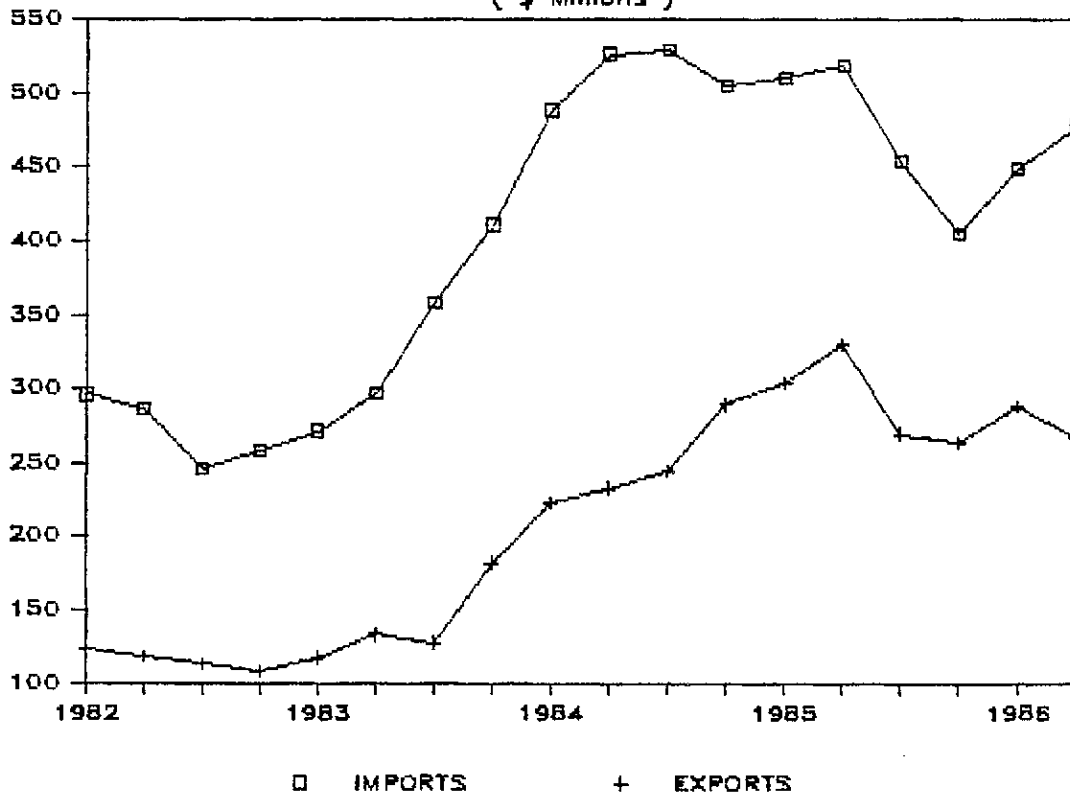
COMMUNICATIONS EQUIPMENT

(\$ Millions)



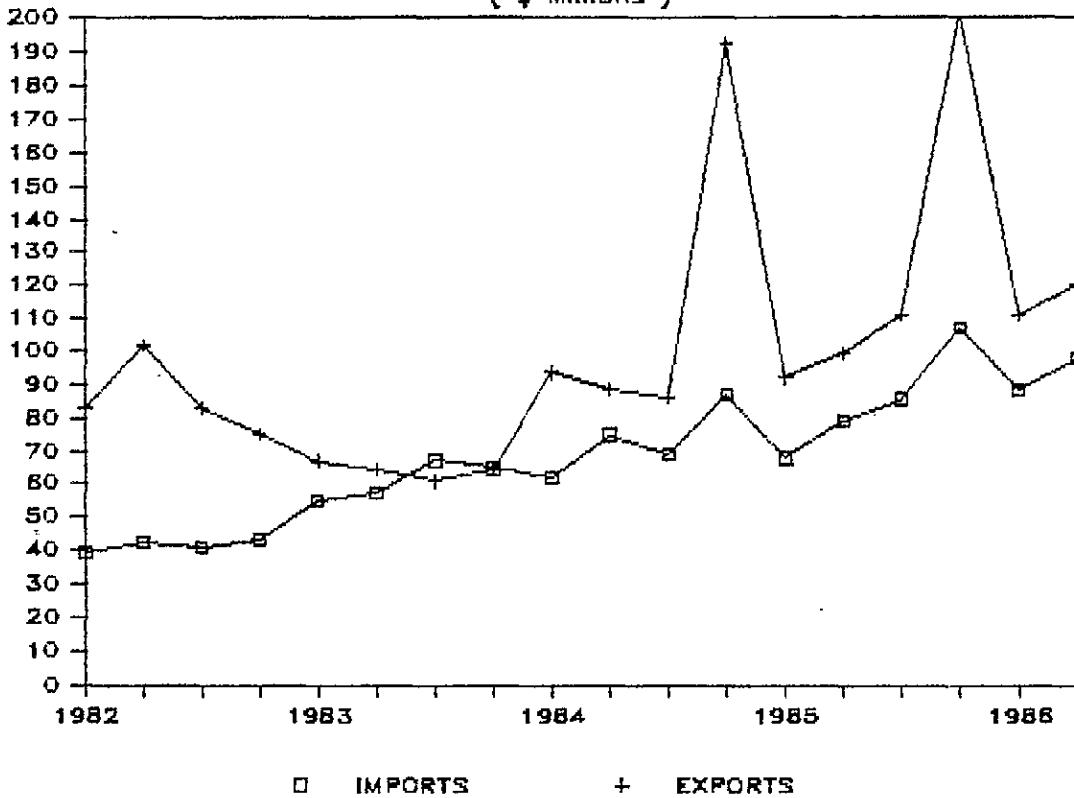
ELECTRONIC COMPONENTS

(\$ Millions)



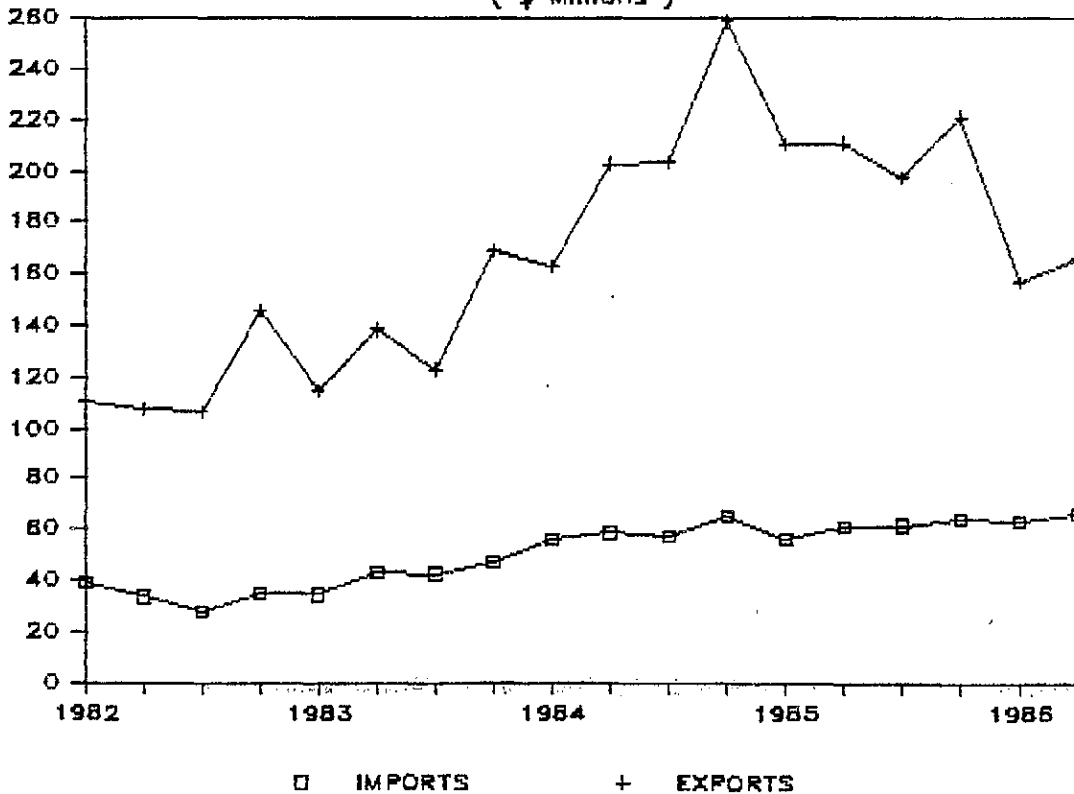
COMMERCIAL COMMUNICATIONS EQUIP. & PT

(\$ Millions)



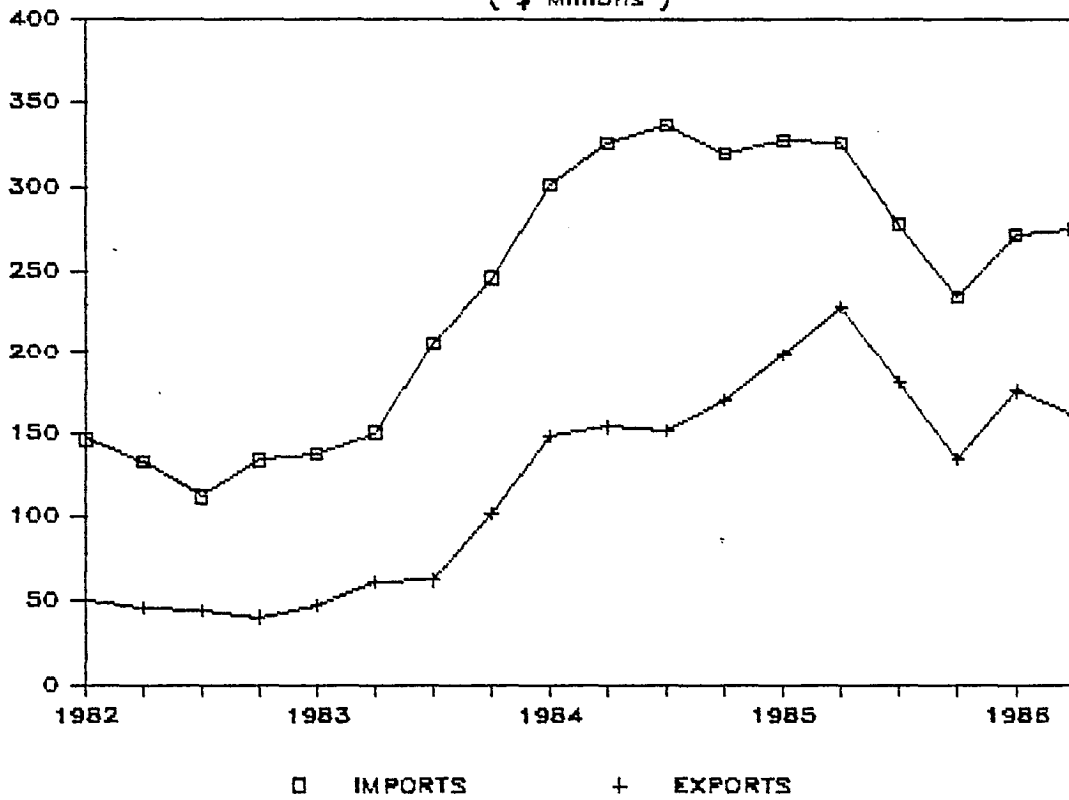
TELEPHONE APPARATUS & PARTS

(\$ Millions)



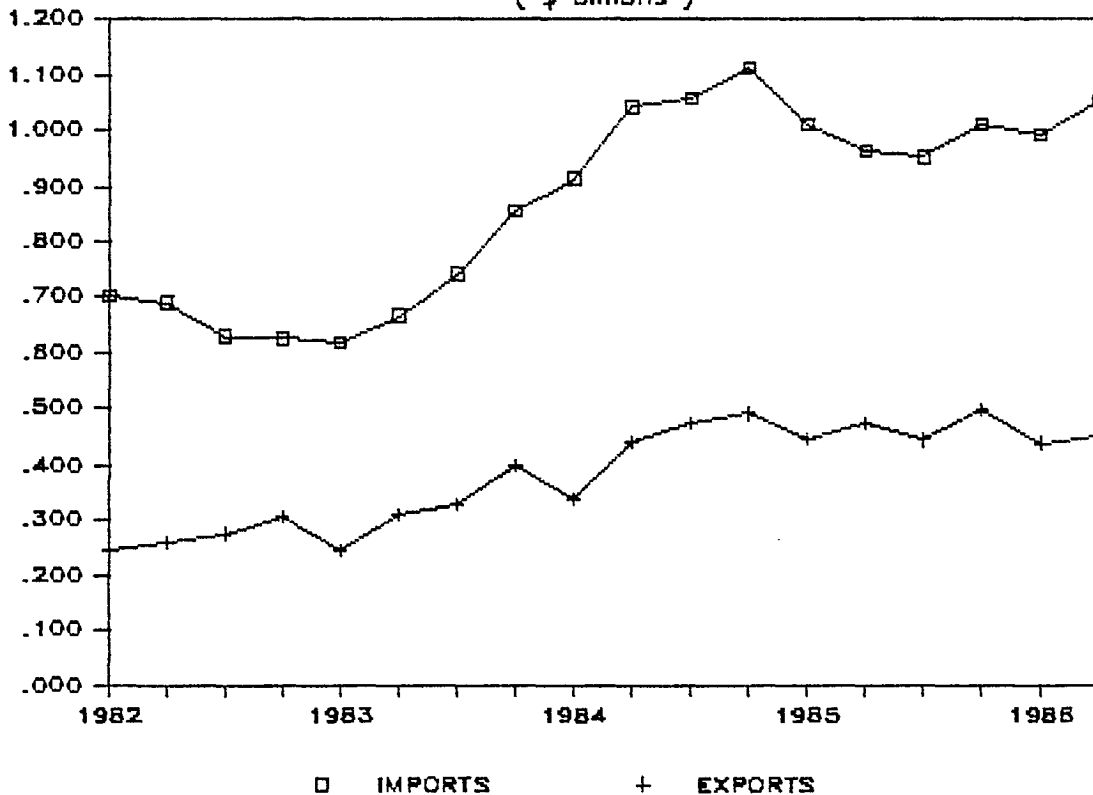
SEMI-CONDUCTORS & PARTS

(\$ Millions)



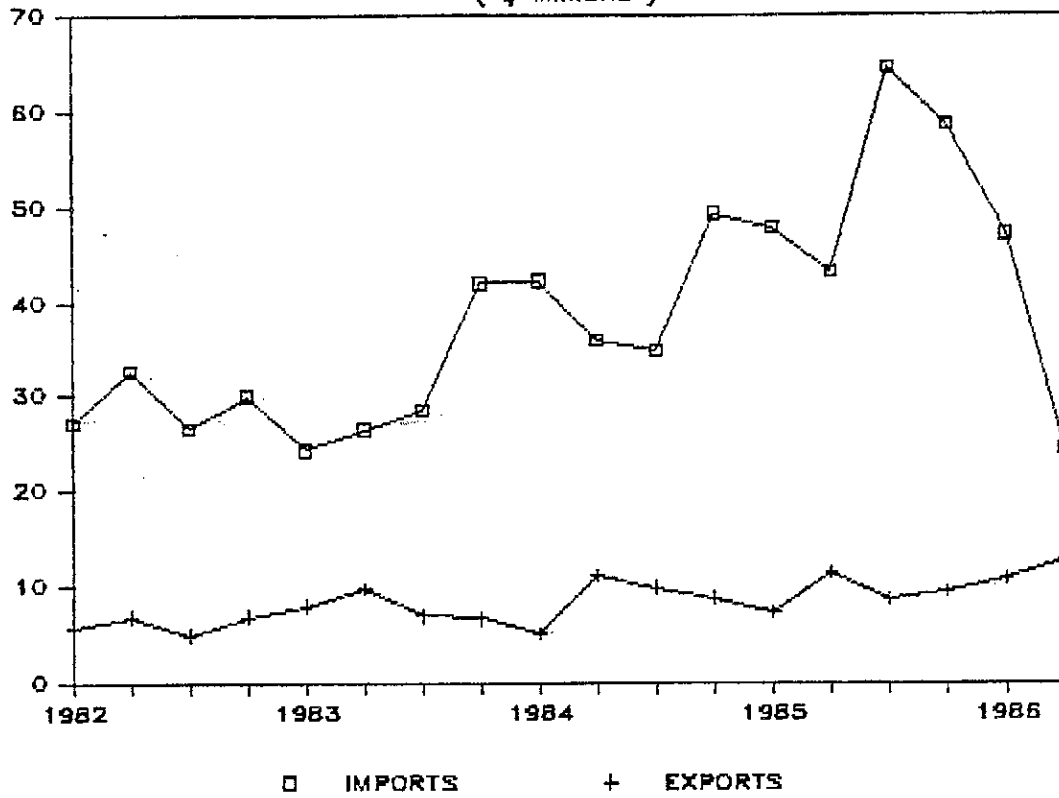
ELECTRONIC COMPUTERS & PTS.

(\$ Billions)



GEOPHYSICAL EQUIP. AND PARTS

(\$ Millions)



PHOTOCOPIERS & PTS. (919-47)

(\$ Millions)

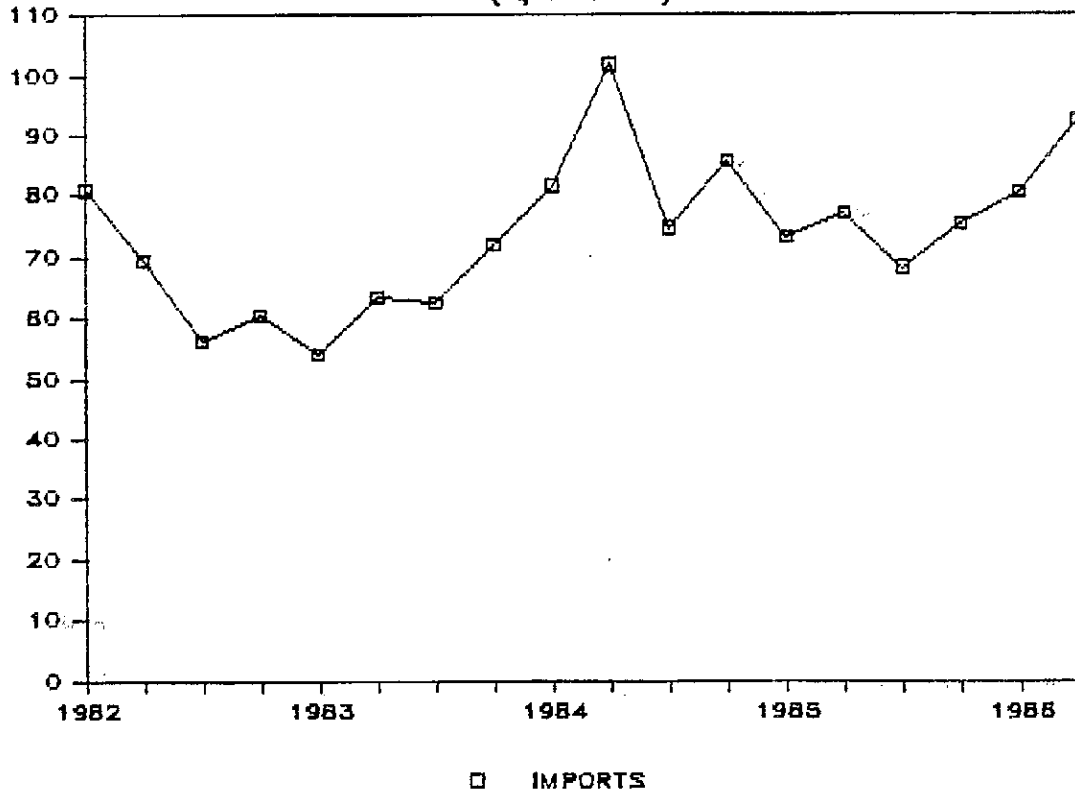


TABLE 6
HOUSEHOLD ELECTRICAL PRODUCTS
SECOND QUARTER BY INDUSTRIAL SECTORS

	<u>1986</u>		<u>1985</u>	<u>% Change</u>	
	<u>2nd Qtr</u>	<u>1st Qtr</u>	<u>2nd Qtr</u>	<u>Qtr</u>	<u>Annual</u>
----- \$ Millions -----					
MAJOR APPLIANCES					
ADM	319	306	312	4.3	2.2
Shipments	252	222	252	13.5	0
Trade Surplus (Deficit)	(67)	(84)	(60)	(20.2)	11.7
Exports	33	22	19	50.0	73.7
Imports	100	106	79	(5.7)	26.6
SMALL APPLIANCES					
ADM	242	224	234	8.0	3.4
Shipments	123	118	118	4.2	4.2
Trade Surplus (Deficit)	(119)	(106)	(116)	2.3	2.6
Exports	17	16	12	6.3	41.7
Imports	136	122	128	11.5	6.3
TOTAL					
ADM	561	530	546	5.8	2.8
Shipments	375	340	370	10.3	1.4
Trade Surplus (Deficit)	(186)	(190)	(176)	(2.1)	5.7
Exports	50	38	31	31.6	61.3
Imports	236	228	207	3.5	14.0

SOURCE: Inventories, Shipments and Orders in
Manufacturing Industries - Cat. No. 31-001
Imports by Commodities - Cat. No. 65-007
Exports by Commodities - Cat. No. 65-004
Statistics Canada.

All data classified by the 1980 S.I.C.

TABLE 7

HOUSEHOLD ELECTRICAL PRODUCTS

SECOND QUARTER BY COMMODITY EXPORTS AND IMPORTS

	1986		1985	% Change	
	<u>2nd Qtr</u>	<u>1st Qtr</u>	<u>2nd Qtr</u>	<u>Qtr</u>	<u>Annual</u>
	----- \$ 000 -----				
REFRIGERATORS AND FREEZERS					
Exports	15 248	8 922	9 212	70.9	65.5
Imports	13 151	10 572	11 194	24.4	17.5
Trade Surplus (Deficit)	2 097	(1 650)	(1 982)	227.1	5.8
ELECTRIC WASHING MACHINES AND PARTS					
Exports	3 318	1 694	1 938	95.9	71.2
Imports	16 055	14 583	14 916	10.1	7.6
Trade Surplus (Deficit)	(12 737)	(12 889)	(12 978)	(1.2)	(1.9)

TABLE 8
HOUSEHOLD ELECTRICAL PRODUCTS
FIRST HALF-YEAR BY INDUSTRIAL SECTORS

	<u>1986</u>	<u>1985</u>	<u>% Change</u>
	----\$ Millions ----		
MAJOR APPLIANCES			
ADM	626	575	8.9
Shipments	474	458	3.5
Trade Surplus (Deficit)	(152)	(117)	29.9
Exports	55	37	48.7
Imports	207	154	34.4
SMALL APPLIANCES			
ADM	465	440	5.7
Shipments	240	227	5.7
Trade Surplus (Deficit)	(225)	(213)	5.6
Exports	33	24	37.5
Imports	258	237	8.9
TOTAL			
ADM	1 091	1 015	7.5
Shipment	714	685	4.2
Trade Surplus (Deficit)	(377)	(330)	14.2
Exports	88	61	44.3
Imports	465	391	18.9

SOURCE: Inventories, Shipment and Orders in
 Manufacturing Industries - Cat. No. 31-001
 Imports by Commodities - Cat. No. 65-007
 Exports by Commodities - Cat. No. 65-004
 Statistics Canada.

All data classified by the 1980 S.I.C.

TABLE 9

HOUSEHOLD ELECTRICAL PRODUCTS

FIRST HALF-YEAR BY COMMODITY EXPORTS AND IMPORTS

	<u>1986</u>	<u>1985</u>	<u>% Change</u>
	----- \$ 000 -----		
REFRIGERATORS AND FREEZERS			
Exports	24 169	18 957	27.5
Imports	23 723	19 317	22.8
Trade Surplus (Deficit)	446	(360)	223.9
ELECTRIC WASHING MACHINES AND PARTS			
Exports	5 013	4 250	18.0
Imports	30 638	25 601	19.7
Trade Surplus (Deficit)	(25 625)	(21 351)	20.0

TABLE 10

ELECTRONIC PRODUCTS

NUMBER OF EMPLOYEES BY INDUSTRIAL SECTORS

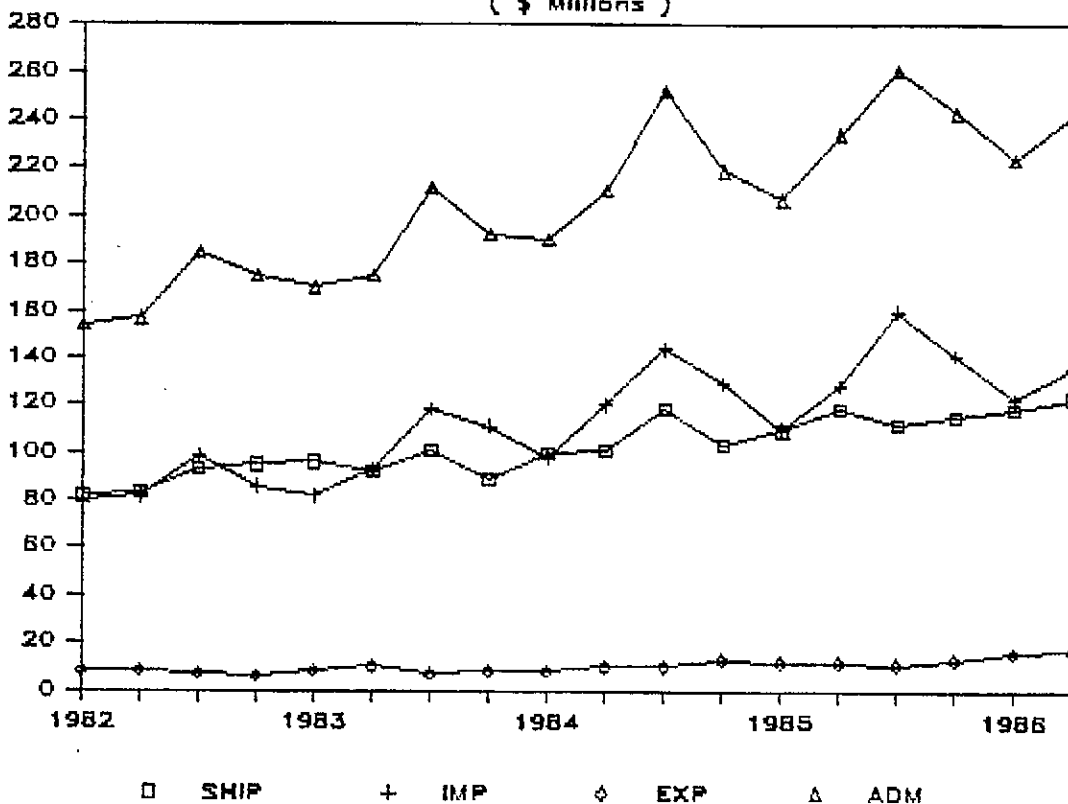
INDUSTRIAL SECTORS

	As At <u>June 1986</u>	As At <u>June 1985</u>
Major Appliances	7 132	8 452
Small Appliances	<u>3 346</u>	<u>3 732</u>
	<u>10 478</u>	<u>12 184</u>

SOURCE: Employment, Earnings and Hours - Cat. No. 72-002.
Statistics Canada.

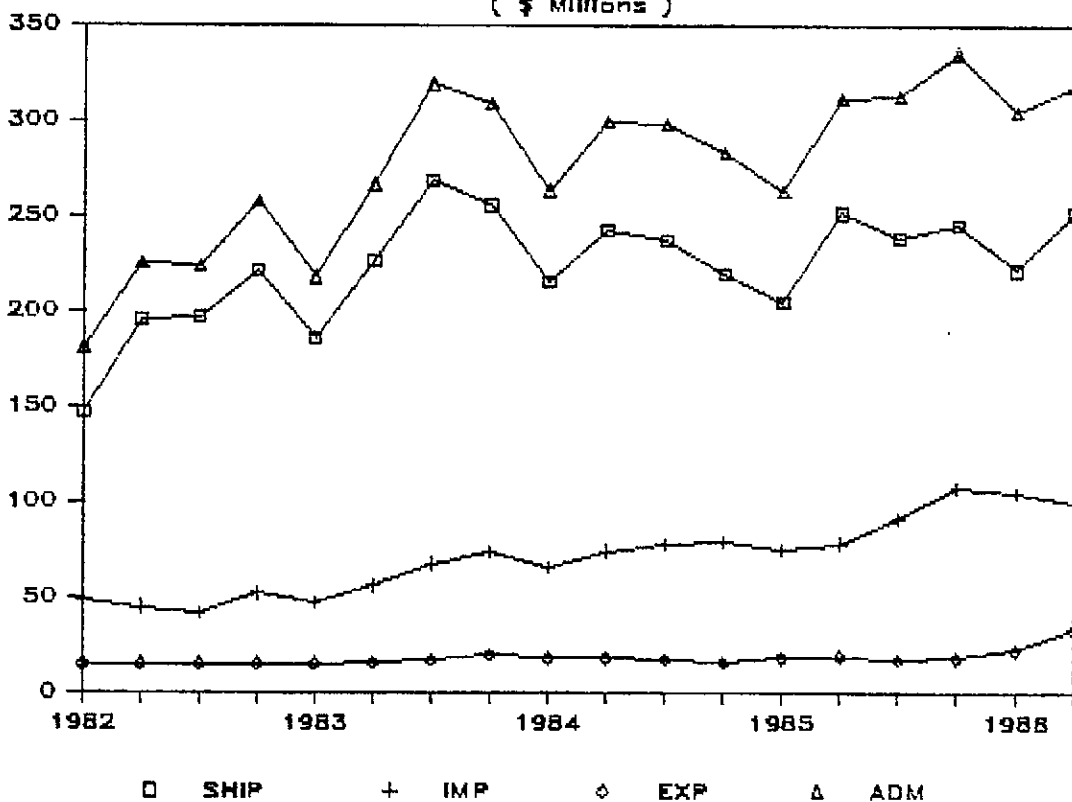
SMALL HHLD. ELECTRICAL APPLIANCES

(\$ Millions)



MAJOR HHLD. ELECTRICAL APPLIANCES

(\$ Millions)



For further information, contact:

Réjeanne Scott - Statistical Officer (954-3317)

Sector Officers:

L. Doyle, R. Walsh, J. Deacon - Communications Equip.
(954-3319, 3314, 3318)

G. Swain - Electronic Components (954-3348)

J. Szymanowski - Instruments (954-3315)

W. Cowley, M. Lange - Radio and Television (954-3290, 3285)

M. Koroniak, R. D'Aoust - Office Equip. (954-3320, 3294)

L. Maher - Major Appliances (954-3321)

Electronics Directorate

Electronics and Aerospace Branch (GELA)

Department of Regional Industrial Expansion