



---

**MARKET  
OPPORTUNITIES  
CATALOGUE**

**CATALOGUE  
DES POSSIBILITÉS  
DU MARCHÉ**



Government  
of Canada

Gouvernement  
du Canada

Regional Industrial  
Expansion

Expansion industrielle  
régionale

Canada



**MARKET  
OPPORTUNITIES  
CATALOGUE**

**CATALOGUE  
DES POSSIBILITÉS  
DU MARCHÉ**

**IMPORT  
TRENDS**

**TENDANCE DES  
IMPORTATIONS**



Market Development Branch  
Department of Regional  
Industrial Expansion  
December 1986

Direction générale du  
développement des marchés  
Ministère de l'Expansion  
industrielle régionale  
Décembre 1986

© Minister of Supply and Services Canada 1987  
Cat. No. C2-101-1986  
ISBN 0-662-54830-2

© Ministre des Approvisionnements et Services Canada 1987  
N° de cat. C2-101-1986  
ISBN 0-662-54830-2

PU 2854

## EDITOR'S NOTE

This publication is designed to provide reference data on imports to Canada. The data will be of particular interest to companies and entrepreneurs in identifying possible investment opportunities.

In no case has an attempt been made to indicate or assess the feasibility of entering or competing within a particular market. Rather, the catalogue is provided as a starting point and an aid for the conduct of more detailed market research.

This catalogue was prepared by:

Market Information and Analysis Division  
Market Development Branch  
Department of Regional Industrial Expansion  
235 Queen Street  
Ottawa, Ontario  
K1A 0H5  
Tel: (613) 954-4970

For more information, please contact the Market Information and Analysis Division or the nearest DRIE regional office. These are listed on the inside back cover.

## EXPLANATORY NOTES

### Valuation

Imports are generally recorded at the values established for customs duty purposes according to the provisions of the Customs Act (Canadian dollars). Customs values are identical to selling prices for most arms-length transactions. However, customs values exceed selling prices for many transactions between affiliated firms.

### Data Source

Statistics Canada is the source for all data included in this publication.

### Average Annual Growth Rate

Growth rates are calculated on the basis of annual compounding.

## NOTE DE L'ÉDITEUR

Le présent catalogue est un recueil de données de référence sur les produits importés au Canada. Ces données seront particulièrement utiles aux sociétés et aux entrepreneurs désireux de repérer les possibilités d'investissement au pays.

En aucun cas, il n'a été question de chercher à mesurer les chances de pénétrer un marché donné ou d'y soutenir la concurrence. Le lecteur est invité à considérer ce catalogue plutôt comme un point de départ et un moyen de mener des recherches plus poussées sur les débouchés possibles.

Ce catalogue a été préparé par :

Division des analyses et de l'information sur les marchés  
Direction générale du développement des marchés  
Ministère de l'Expansion industrielle régionale  
235, rue Queen  
Ottawa (Ontario)  
K1A 0H5  
Tél. : (613) 954-4970

Pour de plus amples renseignements, veuillez vous adresser à la Division des analyses et de l'information sur les marchés ou au bureau du ministère de l'Expansion industrielle régionale (MEIR) le plus proche. La liste des bureaux régionaux du MEIR se trouve en fin de catalogue au plat inférieur.

## NOTES EXPLICATIVES

### Évaluation

En règle générale, les importations sont présentées d'après les valeurs calculées aux fins de perception des droits de douane, conformément aux dispositions de la *Loi sur les douanes* (valeurs exprimées en dollars canadiens). La valeur des droits de douane est identique au prix de vente dans le cas de la plupart des transactions sans lien de dépendance, toutefois, elle peut être supérieure au prix de vente dans le cas des transactions passées entre entreprises affiliées.

### Source des données

Toutes les données présentées dans le catalogue proviennent de Statistique Canada.

### Taux de croissance annuel moyen

Le taux de croissance est calculé d'après le taux annuel moyen.

## PREFACE

The main purpose of this catalogue is to provide businesses, associations, industrial developers and various levels of government with selected data on imports into Canada. It is aimed at increasing awareness of the enormous potential existing in the Canadian marketplace for domestic production and at stimulating business to explore further potential market opportunities in Canada. The catalogue forms part of the federal government's domestic marketing campaign.

The publication covers approximately 89 percent of all products imported into Canada. For 1985 alone, this percentage represented a significant \$91.7 billion in imports. As a general rule, all products for which imports were valued at over \$3 million in 1985 appear in this catalogue. Crude products as well as some products which are highly unlikely to have potential for production in Canada (e.g., coconuts) have been omitted.

The following information is contained in the catalogue for ready reference:

- description of the product at the most detailed level given by Statistics Canada commodity codes;
- annual import quantities, where available, and dollar values for 1982-1985;
- average annual growth rate trends over the period 1982-1985;
- major foreign country of export for each product in 1985 and that country's share of the Canadian import market.

The import data are presented in four major sections to include a wide range of products: food products, fabricated materials, end products and selected commodities not elsewhere specified. A summary is included with each section.

The four sections are followed by a general key-word index of major product listings to allow the reader to locate product information by reference to the commodity code numbers.

The user is encouraged to refer to the information contained in the section entitled "Use of Catalogue" to avoid drawing erroneous conclusions from the data. In particular, it is important to emphasize that this catalogue does not attempt any assessment as to the feasibility of competing in a particular market.

Further information on import markets, such as ports of entry, additional countries of export, and any available analysis of imports, can be obtained through the principal regional offices of the Department of Regional Industrial Expansion (DRIE), listed on the inside back cover, DRIE's Market Information and Analysis Division (see below), or Statistics Canada as a primary data source.

## PRÉFACE

Le catalogue présente aux entreprises, aux associations, aux promoteurs industriels et aux représentants des divers niveaux de gouvernement, des données choisies sur les produits importés au Canada. Il vise aussi à faire connaître les débouchés considérables qu'offre le marché canadien de la production intérieure et à encourager les entreprises à chercher d'éventuels débouchés au pays. Ce catalogue est publié dans le cadre du programme national de commercialisation du gouvernement fédéral.

Ce catalogue contient des données sur environ 89 p. 100 des produits importés au Canada, et dont la valeur totale, en 1985, s'élevait à 91,7 milliards de dollars. Dans l'ensemble, les catégories de produits figurent dans le catalogue lorsque les produits importés avaient, en 1985, une valeur supérieure à 3 millions de dollars. Les données concernant certaines matières brutes, ainsi que des produits dont les possibilités de production au Canada sont très minces (comme la noix de coco), ont été omises.

Pour faciliter la consultation du catalogue, les données sont présentées de la façon suivante :

- La description la plus détaillée possible des produits, d'après les codes de marchandises fournis par Statistique Canada;
- La quantité annuelle des produits importés (le cas échéant) et leur valeur en dollars pour la période allant de 1982 à 1985;
- L'évolution du taux de croissance annuel moyen de 1982 à 1985;
- Le principal pays exportateur pour chaque produit importé en 1985, et une indication de la part du marché canadien des importations occupée par ce pays.

Les données sur les produits importés sont réparties en quatre grandes catégories regroupant une vaste gamme de produits : les aliments, les matières travaillées, les produits finis et les autres produits choisis. Chaque partie comporte un résumé.

Ces quatre parties sont suivies d'un index alphabétique général des grandes catégories de produits, pour permettre au lecteur de trouver facilement des renseignements sur un produit donné, classé selon le code des marchandises.

Le lecteur est vivement encouragé à consulter la section intitulée *Comment se servir du catalogue* pour éviter de tirer des conclusions erronées à partir des données. Il convient de souligner que ce catalogue ne vise nullement à évaluer la possibilité de soutenir la concurrence sur un marché donné.

Pour obtenir de plus amples renseignements sur les marchés d'importation (notamment le point d'entrée, les pays exportateurs, et les résultats d'analyses des importations etc.), veuillez vous adresser aux bureaux régionaux

To encourage continued development and expansion of the domestic market, a published series of Import Profiles, based on import trends of individual commodities, is also produced. The profiles highlight those products with a major potential for development or production in Canada (see Related Services, page ix).

Special thanks are due to the International Trade Division of Statistics Canada for assistance in preparing the data sections for the catalogue. Readers are invited to make comments and suggestions by writing to:

Manager  
Market Information and Analysis Division  
Market Development Branch  
Department of Regional Industrial Expansion  
235 Queen Street  
Ottawa, Ontario  
K1A 0H5

du MEIR (voir la liste donnée en fin de catalogue au plat inférieur), à la Division des analyses et de l'information sur les marchés du MEIR, ou à Statistique Canada, principale source des données.

Afin d'encourager l'exploitation et l'expansion soutenues du marché intérieur, le MEIR a publié une série de documents traçant le profil des importations de certains produits.

*LE PROFIL DES IMPORTATIONS* présente des produits dont les chances de fabrication ou de production au Canada sont très grandes (consulter la section intitulée *Autres services*, p. ix).

Nous tenons à remercier tout particulièrement la Division du commerce international de Statistique Canada de son aide, lors de la compilation des données à inclure dans le présent catalogue. Le lecteur est invité à faire part de ses observations et de ses suggestions en s'adressant au :

Gestionnaire  
Division des analyses et de l'information sur les marchés  
Direction générale du développement des marchés  
Ministère de l'Expansion industrielle régionale  
235, rue Queen  
Ottawa (Ontario)  
K1A 0H5

## TABLE OF CONTENTS

Key to Abbreviations .....	vi
Use of Catalogue .....	vii
Related Services .....	ix

## SECTIONS

1. Food, Feed, Beverages and Tobacco .....	1
2. Fabricated Materials, Inedible .....	43
3. End Products, Inedible .....	309
4. Selected Commodities —	
Not Elsewhere Specified .....	603
General Key-Word Index .....	629

## TABLE DES MATIÈRES

Liste des abréviations .....	vi
Comment se servir du catalogue .....	vii
Autres services .....	ix

## PARTIES

1. Aliments, provendes, boissons et tabacs .....	1
2. Matières travaillées, non comestibles .....	43
3. Produits finis, non comestibles .....	309
4. Produits choisis, non dénommés ailleurs .....	603
Index alphabétique général .....	629

## KEY TO ABBREVIATIONS

### UNITS OF MEASURE

ABBREVIATIONS	MEANING
BBL	Barrels
BOX	Number of boxes
BU	Bushels
C	Hundreds
CARAT	Carats
CORD	Cords
CU FT	Cubic feet
CWT	Hundredweights
CWTAD	Hundredweights (air dry weight)
DOZ	Dozens
DZ PR	Dozen pairs
FT	Linear feet
g	Grams
GAL	Gallons
GROSS	Gross
kg	Kilograms
LAA	Litres of absolute alcohol
LB	Pounds
Litre	Litres
M	Thousands
M B F	Thousand board feet
M C F	Thousand cubic feet
M KWH	Thousand kilowatt hours
m	Metres
m <sup>2</sup>	Square metres
m <sup>3</sup>	Cubic metres
10 <sup>3</sup> m <sup>3</sup>	Thousand cubic metres
NO	Number
P GAL	Proof gallons
PACK	Packs
PAIR	Pairs
PKG	Packages
SF1/4	Square feet of 1/4
SF3/8	Square feet of 3/8
SF5/8	Square feet of 5/8
SQ FT	Square feet
SQ Yd	Square yards
TON	Short tons
tonne	Metric tonnes
tAD	Metric tonnes (air dry weight)
TR OZ	Troy ounces
Other:	
NES	Not elsewhere specified
CITC	Canadian International Trade Classification
MCC	Import Commodity Classification

## LISTE DES ABRÉVIATIONS

### UNITÉS DE MESURE

ABRÉVIATIONS	DÉFINITIONS
BOIS	Boisseaux
BOÎTE	Nombre de boîtes
BRL	Barils
C	Centaines
CARAT	Carats
CORDE	Cordes
D PRE	Douzaines de paires
DOUZ	Douzaines
g	Grammes
GALL	Gallons
GAL P	Gallons de preuve
GR	Grosses
JEU	Jeux de cartes
kg	Kilogrammes
LAA	Litres d'alcool absolu
litre	Litres
LIV	Livres
M	Milliers
M KWH	Milliers de kilowatts-heures
M P P	Milliers de pieds planche
M PCU	Milliers de pieds cubes
m	Mètres
m <sup>2</sup>	Mètres carrés
m <sup>3</sup>	Mètres cubes
10 <sup>3</sup> m <sup>3</sup>	Milliers de mètres cubes
NOMB	Nombre
ON TR	Onces troy
PAIRE	Paires
PAQ	Paquets
PC1/4	Pieds carrés de 1/4
PC3/8	Pieds carrés de 3/8
PC5/8	Pieds carrés de 5/8
P	Pieds
PI CA	Pieds carrés
PI CU	Pieds cubes
QTL	Quintaux de 100 livres
QTLSA	Quintaux de 100 livres (séchés à l'air)
TONNE	Tonnes courtes
tonne	Tonnes métriques
t SA	Tonnes métriques (séchés à l'air)
VG CA	Verges carrées
Autres:	
NDA	Non désigné ailleurs
NCCI	Nomenclature canadienne pour le commerce international des marchandises
CMI	La classification pour les marchandises d'importation



## USE OF CATALOGUE

### General

The catalogue may be used in various ways depending on the recipient:

- Manufacturers may ascertain the level of imports within their product lines or find complementary products to expand their markets;
- Entrepreneurs may find new opportunities for investment;
- Industrial developers may assist clients and encourage investment in Canada.

For example, if you were a puzzle manufacturer, you could use the catalogue to determine the level of puzzle imports. To do this you would first consult the index (page 629). Space limitations permit the index to list only major product groups. For this reason, a more encompassing term, such as "games" or "toys", is used in the index rather than "puzzles". The index then refers to commodity group code 837 "Games, toys and children's vehicles" (for explanation of classification codes see "Commodity Classification" below). By turning to code 837 (page 547) and scanning through this family of like products, you find "puzzles". You could also use the catalogue to review similar or complementary products (e.g., "board games") which may represent new opportunities for expansion.

### Commodity Classification

Commodity statistics in this publication are shown in terms of the 1978 edition of the *Canadian International Trade Classification (CITC) Reference Manual* (Statistics Canada Catalogue No. 65-502E).

The classification is organized at three levels. At the three-digit level, commodities are shown in major groups. The five-digit level includes headings generally describing a family of like commodities. Finally at the seven-digit level, specific products are identified. An example is illustrated as follows:

#### Three-Digit Commodity Code:

837 Games, toys and children's vehicles

#### Five-Digit Commodity Code:

83709 Games and entertainment equipment, not elsewhere specified (nes)

#### Seven-Digit Commodity Code:

83709-20 Bingo sets and equipment  
83709-30 Games, boards and sets  
83709-35 Chess sets including chess-men  
83709-40 Games, paper  
83709-50 Puzzles  
83709-60 Dartboards and darts  
83709-70 Handicraft or hobbycraft kits  
83709-80 Chips, poker

## COMMENT SE SERVIR DU CATALOGUE

### Généralités

Ce catalogue, qui peut servir à plusieurs fins selon ce que vous y cherchez, est destiné avant tout :

- au fabricant, désireux de connaître le niveau des importations dans sa gamme de produits ou de trouver des produits complémentaires dans le but d'accroître sa part du marché;
- à l'entrepreneur, à la recherche de nouveaux débouchés ou d'investissements;
- au promoteur industriel voulant aider ses clients et encourager les investissements au Canada.

Supposons que vous fabriquez des casse-tête et que vous voulez, à l'aide du catalogue connaître la quantité de casse-tête importée au Canada. Consultez d'abord l'index (p. 629). En raison du manque d'espace, seules les grandes catégories de produits ont été énumérées, voilà pourquoi un terme assez général (comme « jeux » ou « jouets ») figure dans l'index, plutôt qu'un terme assez spécifique comme « casse-tête ». L'index renvoie au groupe de marchandises 837 « Jeux, jouets et véhicules pour enfants » (une explication des codes de classification est donnée au paragraphe *Classification des produits*). En allant à la page où se trouve le groupe de marchandises 837 (p. 547), on y trouve les « casse-tête ». Le catalogue permet aussi de trouver des produits similaires ou complémentaires (comme les « tableaux ») susceptibles de devenir de nouveaux débouchés.

### Classification des marchandises

Les statistiques sur les marchandises contenues dans le catalogue sont classées d'après l'édition de 1978 du manuel de référence intitulé *Nomenclature canadienne pour le commerce international des marchandises (NCCI)* (publication n° 65-502F au catalogue de Statistique Canada).

Cette classification en trois groupes s'explique ainsi : la classification à trois chiffres, qui correspond aux groupes de marchandises; la classification à cinq chiffres, qui s'applique aux gammes de produits de même nature, et la classification à sept chiffres, où l'on trouve les produits proprement dits. En voici un exemple :

#### Code de groupe de marchandises à trois chiffres

837 Jeux, jouets et véhicules pour enfants

#### Code de groupe de marchandises à cinq chiffres

83709 Jeux et accessoires de divertissement non désignés ailleurs (NDA)

#### Code de groupe de marchandises à sept chiffres

83709-20 Jeux et matériel de bingo  
83709-30 Tableaux et accessoires pour jeux divers  
83709-35 Jeux d'échecs et pièces  
83709-40 Découpages et autres jeux en papier  
83709-50 Puzzles (casse-tête)

83709-85 Games, TV, excluding coin operated  
83709-90 Games and entertainment equipment, not  
elsewhere specified (nes)

### Problem Cases

If, after reviewing the index and scanning the catalogue you are unable to find a particular product, possible reasons may include:

- The product has been eliminated. Because of practical limitations on physical size of the catalogue, some products have been eliminated. Imports of live animals, crude products and certain products (mostly in the food section) which, for obvious reasons, cannot be substituted (e.g., coconuts) have been excluded.
- Imports were valued at less than \$3 million. Import data for all family codes (five-digit level) are listed. However, at the seven-digit level, only products with imports valued at \$3 million or more are listed. In the example above, poker chips 83709-80 are not in the catalogue since the import value is below this threshold.
- The product does not have a class by itself and is included in a more encompassing class. For example, checker sets are included in "Games, boards and sets" (83709-30). Other products may be assigned to residual classes. For example, "Games and entertainment equipment, not elsewhere specified" (83709-90) includes all products that do not correspond to the other 10 classes of the family. To economize space, these residual classes are summarized in section 4.

83709-60 Jeux de fléchettes et cibles

83709-70 Nécessaires pour travaux manuels ou  
passe-temps

83709-80 Jetons de poker

83709-85 Jeux, appareils de télévision, sauf payants

83709-90 Jeux et matériel de divertissement NDA

### Cas particuliers

Il se peut qu'après avoir consulté l'index et le catalogue, l'on ne trouve pas un produit donné et ce pour plusieurs raisons :

- Le produit a été supprimé. En raison du format du catalogue, il arrive que des produits sont supprimés. Ajoutons que le catalogue ne contient pas de données sur les animaux vivants importés, les produits bruts importés et certains produits qui ne peuvent manifestement pas être remplacés (il s'agit surtout de produits alimentaires, comme la noix de coco).
- La valeur totale des importations pour certains produits était inférieure à 3 millions de dollars. Il existe des données inscrites pour les produits importés de toutes les gammes (codes de cinq chiffres), mais, dans le cas des produits identifiés par un code de sept chiffres, seuls les produits dont la valeur des importations dépasse 3 millions de dollars ont été inscrits. Dans l'exemple donné à la page précédente, les jetons de poker (code 83709-80) ne sont pas mentionnés dans le catalogue parce que la valeur des importations n'atteignait pas 3 millions de dollars.
- Le produit cherché ne constitue pas un groupe en soi, il a donc été inclus dans un groupe plus général. Par exemple, les jeux de dames sont inclus dans le groupe « Tableaux et accessoires pour jeux divers » (code 83709-30). Il se peut aussi que d'autres produits aient été classés dans d'autres groupes. Par exemple, le groupe « Jeux et matériel de divertissement NDA » (code 83709-90) comprend tous les produits qui ne correspondent pas à la définition des autres groupes de la catégorie. En raison du manque d'espace, la liste de ces autres groupes se trouve à la Partie 4.

## RELATED SERVICES

This catalogue is only a first step in identifying market opportunities. Decision makers will require more in-depth market research to assess feasibility of producing a product in Canada. The Department of Regional Industrial Expansion offers services that may assist you in your market research. Two such services are Import Profiles and Import Analyses.

### Import Profiles

An IMPORT PROFILE may be a logical follow-on step to the identification of an investment opportunity in the Market Opportunities Catalogue. Manufacturers wanting to expand, entrepreneurs looking for a manufacturing opportunity, or industrial developers seeking to attract new investments make regular use of IMPORT PROFILES.

IMPORT PROFILES are brief, published reports providing a snapshot of import trends and market information, on a particular product or product group, over a four-year period.

IMPORT PROFILES provide a variety of information not readily available from other sources, including:

- annual changes and trends in imports;
- number of importers, by region and type (wholesaler, retailer or manufacturer);
- market share of top importers;
- main countries of export;
- unit prices of imports;
- Canadian tariffs (current and scheduled);
- Canadian production;
- Canadian exports;
- Canadian government procurement;
- market summary;
- names of importers.

As a general rule, the profiled products correspond to the commodity codes of the Canadian International Trade Classification (CITC). However, the information listed above is not always available.

Requests for new IMPORT PROFILES are assessed on the basis of technical feasibility and market opportunity.

### Import Analyses

For manufacturers in the advanced stages of planning for product development, new investment, or market expansion, an IMPORT ANALYSIS may be a useful aid to market research.

IMPORT ANALYSES are published reports containing import data for individual products over a specific time period and in significantly greater detail than that available from Statistics Canada publications. The data are compiled from individual import documents and tabulated to preserve confidentiality.

## AUTRES SERVICES

Ce catalogue est un moyen parmi tant d'autres de repérer des débouchés. Avant de prendre des décisions, il faut sonder en profondeur le marché pour déterminer s'il est possible de fabriquer un produit au Canada. Le MEIR met à la disposition de tout entrepreneur divers moyens afin de faciliter ces recherches, entre autres *LE PROFIL DES IMPORTATIONS* et *L'ANALYSE DES IMPORTATIONS*.

### Profil des importations

Une fois les débouchés repérés dans le catalogue des possibilités du marché canadien, l'étude du document *LE PROFIL DES IMPORTATIONS* en est la suite logique. Les fabricants désireux d'étendre leurs activités, les entrepreneurs à la recherche de possibilités de fabrication et les promoteurs industriels à la recherche de nouveaux investissements consultent régulièrement la série *LE PROFIL DES IMPORTATIONS*.

Cette série se compose de brefs rapports donnant un aperçu de l'évolution des importations et de l'information sur les débouchés d'un produit ou d'un groupe de produits pour une période de quatre ans.

*LE PROFIL DES IMPORTATIONS* contient des données qu'il est souvent difficile d'obtenir auprès d'autres sources; ces données portent, entre autres, sur :

- l'évolution et les variations annuelles des importations;
- le nombre d'importateurs par région et par type (grossistes, détaillants ou fabricants);
- la répartition du marché entre les principaux importateurs;
- les principaux pays exportateurs;
- le prix unitaire des produits importés;
- les tarifs canadiens (actuels et prévus);
- la production canadienne;
- les exportations canadiennes;
- les achats du gouvernement canadien;
- un résumé du marché;
- les noms des importateurs.

Dans l'ensemble, les produits décrits dans cette série correspondent aux produits visés par les codes de la *Nomenclature canadienne pour le commerce international des marchandises (NCCI)*. Toutefois, les données énumérées au paragraphe précédent ne sont pas toujours toutes disponibles.

Toute demande en vue de tracer *LE PROFIL DES IMPORTATIONS* pour un produit donné est évaluée en fonction de la faisabilité technique et des débouchés commerciaux.

IMPORT ANALYSES contents are developed in close consultation with the client company, and carefully tailored to its requirements. A typical report can include:

- product breakdown by:
  - type,
  - size,
  - material,
  - price range;
- value and quantity of imports;
- main countries of origin;
- ports of entry;
- market share of top importers;
- names of major foreign exporters;
- names of importers;
- Canadian tariffs (current and scheduled);
- market summary.

All the information listed above is not always available. The data published depend on the level of detail contained in the documents accompanying shipments into Canada, and on established confidentiality regulations.

Over the last five years, some 170 clients have used this service to assist in market planning and development activities. IMPORT ANALYSES have contributed, over this period, to the establishment or maintenance of about 5000 jobs and new investments of \$500 million. Requests for this service are assessed in light of the potential for positive impact on the economy and technical feasibility.

### **Obtaining Analyses and Profiles**

A complete list of IMPORT ANALYSES and IMPORT PROFILES published to date and copies of analyses and profiles of particular interest to you are available from the Market Information and Analysis Division or the nearest Department of Regional Industrial Expansion regional office. The division may also be able to help you with import information in other ways. These services are provided at no charge.

### **Analyse des importations**

Pour les fabricants qui en sont aux dernières étapes de la planification de nouveaux produits, de nouveaux investissements ou de l'extension de leur marché, *L'ANALYSE DES IMPORTATIONS* peut étayer leur analyse du marché.

*L'ANALYSE DES IMPORTATIONS* est un recueil des données sur les divers produits importés au cours d'une certaine période. Ces données, beaucoup plus détaillées que celles que l'on trouve dans les publications de Statistique Canada, proviennent de divers documents sur les importations et sont présentées sous forme de tableaux pour en respecter le caractère confidentiel.

Le contenu de *L'ANALYSE DES IMPORTATIONS*, préparé en collaboration avec l'entreprise cliente, est établi en fonction de ses besoins. *L'ANALYSE DES IMPORTATIONS* comprend normalement les éléments suivants :

- la répartition du produit selon :
  - le type,
  - les dimensions,
  - les matières premières,
  - la gamme de prix;
- la valeur et la quantité des produits importés;
- les principaux pays d'origine;
- les ports d'entrée;
- la répartition du marché entre les principaux exportateurs;
- les noms des principaux exportateurs;
- les noms des importateurs;
- les tarifs canadiens (actuels et prévus);
- un résumé du marché.

Cette publication ne renferme pas toujours tous les renseignements mentionnés ci-dessus. La nature des données publiées dépend du degré de précision des renseignements contenus dans les bordereaux d'expédition des produits au Canada, ainsi que des règlements sur la protection des renseignements confidentiels.

Au cours des cinq dernières années, quelque 170 clients ont eu recours à *L'ANALYSE DES IMPORTATIONS* pour amorcer la planification et l'expansion de leurs marchés. Au cours de la même période, *L'ANALYSE DES IMPORTATIONS* a contribué à la création ou au maintien d'environ 5 000 emplois et à l'injection d'environ 500 millions de dollars dans l'économie canadienne. Toute demande d'étude en vue d'une analyse des importations est évaluée en fonction de la faisabilité technique et de la portée éventuelle du produit sur l'économie.

### **Comment obtenir ces documents ?**

On peut se procurer une liste complète des rapports déjà publiés dans ces deux séries, ainsi que les documents pertinents, auprès de la Division des analyses et de l'information sur les marchés ou du bureau régional du MEIR le plus proche. La Division des analyses et de

For further information please contact:

Market Information and Analysis Division  
Market Development Branch  
Department of Regional Industrial Expansion  
235 Queen Street  
Ottawa, Ontario  
K1A 0H5  
Tel: (613) 954-4970

l'information sur les marchés offre également d'autres renseignements sur les produits importés. Les services de la Division sont gratuits.

Pour de plus amples renseignements, veuillez vous adresser à :

Division des analyses et de l'information sur les marchés  
Direction générale du développement des marchés  
Ministère de l'Expansion industrielle régionale  
235, rue Queen  
Ottawa (Ontario)  
K1A 0H5  
Tél. : (613) 954-4970



# Section 1

Food, Feed,  
Beverages  
and Tobacco

## Summary

This section covers commodity group codes 013 to 183.

The imports listed in this section represent \$2.2 billion (38 percent) of the value of all imports during 1985 for products coded to this commodity section.


# Partie 1

Aliments, provendes,  
boissons et tabacs

## Résumé

La présente partie donne la liste des groupes de marchandises codés de 013 à 183.

La valeur des importations mentionnées dans cette partie s'élève à 2,2 milliards de dollars, soit 38 p. 100 de la valeur totale des importations en 1985, pour les produits dont le code apparaît dans cette partie.



## IMPORT DATA TRENDS - TENDANCES DES DONNEES SUR L'IMPORTATION

## SECTION 1 - FOOD, FEED, BEVERAGES AND TOBACCO

## SECTION 1 - ALIMENTS, PROVENDES, BOISSONS ET TABACS

CODE	COMMODITY MARCHANDISE	1982	1983	1984	AVE. ANNUAL GROWTH RATE (%) 1982-1985 TAUX DE CROISSANCE ANNUEL MOYEN		MAJOR COUNTRY OF EXPORT - SHARE OF IMPORT MARKET (%) 1985 PAYS EXPORTATEUR PRINCIPAL - PART DU MARCHE DES IMPORTATIONS		
					1985	ANNUEL MOYEN			
01323	BACON, CURED BACON BOUCANE								
	QTY. METRIC (TONNE) QUANT. METRIQUE (TONNE)	81	4	16	108	10			
	QTY. IMPERIAL (CWT) QUANT. IMPERIALE (QTL)	1,788	84	352	2,385	10			
	VALUE (\$000) VALEUR (\$000)	443	15	120	544	7	UNITED STATES ETATS-UNIS	100	
01325	PORK SHOULDERS PICNICS BUTTS, CURED EPAULES PICNICS DE PORC FUMES SALES								
	QTY. METRIC (TONNE) QUANT. METRIQUE (TONNE)	17	111	35	44	37			
	QTY. IMPERIAL (CWT) QUANT. IMPERIALE (QTL)	383	2,446	769	975	36			
	VALUE (\$000) VALEUR (\$000)	37	296	71	308	101	UNITED STATES ETATS-UNIS	100	
01329	PORK, CURED N E S PORC FUME OU SALE N D A								
	QTY. METRIC (TONNE) QUANT. METRIQUE (TONNE)	389	1,113	884	549	12			
	QTY. IMPERIAL (CWT) QUANT. IMPERIALE (QTL)	8,567	24,547	19,492	12,106	12			
	VALUE (\$000) VALEUR (\$000)	1,115	3,073	3,066	2,068	23	UNITED STATES ETATS-UNIS	100	
01399	MEAT, CURED N E S VIANDE FUMEE OU SALEE N D A								
	QTY. METRIC (TONNE) QUANT. METRIQUE (TONNE)	84	150	160	165	25			
	QTY. IMPERIAL (CWT) QUANT. IMPERIALE (QTL)	1,855	4,193	3,529	3,630	25			
	VALUE (\$000) VALEUR (\$000)	530	1,025	1,138	1,371	37	UNITED STATES ETATS-UNIS	100	
01519	SAUSAGE, FRESH OR CURED SAUCISSE FRAICHE DU BOUCANEE								
	QTY. METRIC (KG) QUANT. METRIQUE (KG)	551,582	558,396	493,305	701,908	8			
	QTY. IMPERIAL (LB) QUANT. IMPERIALE (LIV)	1,216,036	1,231,058	1,087,556	1,547,451	8			
	VALUE (\$000) VALEUR (\$000)	3,019	2,996	2,873	3,968	9	UNITED STATES ETATS-UNIS	100	
01599	COOKED MEAT AND PREP NOT CANNED NES VIANDE CUITE, PREP NON EN BOITE NDA								
	QTY. METRIC (KG) QUANT. METRIQUE (KG)	794,216	907,371	1,025,754	1,281,778	17			
	QTY. IMPERIAL (LB) QUANT. IMPERIALE (LIV)	1,750,955	2,000,422	2,261,413	2,825,851	17			
	VALUE (\$000) VALEUR (\$000)	4,226	5,001	5,783	7,418	21	UNITED STATES ETATS-UNIS	94	



## IMPORT DATA TRENDS - TENDANCES DES DONNEES SUR L'IMPORTATION

## SECTION 1 - FOOD, FEED, BEVERAGES AND TOBACCO

## SECTION 1 - ALIMENTS, PROVENDES, BOISSONS ET TABACS

CODE	COMMODITY MARCHANDISE		1982	1983	1984	AVE. ANNUAL GROWTH RATE (%) 1982-1985 TAUX DE CROISSANCE ANNUEL MOYEN		MAJOR COUNTRY OF EXPORT - SHARE OF IMPORT MARKET (%) 1985 PAYS EXPORTATEUR PRINCIPAL - PART DU MARCHÉ DES IMPORTATIONS	
						1985	ANNUEL MOYEN		
01709	BEEF AND VEAL, CANNED N E S BOEUF ET VEAU, EN BOITE N D A								
	QTY. METRIC (KG)	QUANT. METRIQUE (KG)	199,357	481,512	219,441	314,286	16		
	QTY. IMPERIAL (LB)	QUANT. IMPERIALE (LIV)	439,510	1,061,558	483,788	692,885	16		
	VALUE (\$000)	VALEUR (\$000)	795	1,694	961	1,167	14	ITALY ITALIE	73
01724	HAMS, CANNED JAMBONS EN BOITE								
	QTY. METRIC (KG)	QUANT. METRIQUE (KG)	102,202	1,038,621	811,217	630,418	82		
	QTY. IMPERIAL (LB)	QUANT. IMPERIALE (LIV)	225,317	2,289,779	1,788,437	1,389,842	82		
	VALUE (\$000)	VALEUR (\$000)	436	3,333	2,482	1,937	64	IRELAND IRLANDE	29
01731	LUNCHEON MEAT, CANNED PAIN DE VIANDE EN BOITE								
	QTY. METRIC (KG)	QUANT. METRIQUE (KG)	784,271	2,119,395	1,264,527	883,412	4		
	QTY. IMPERIAL (LB)	QUANT. IMPERIALE (LIV)	1,729,031	4,672,490	2,787,820	1,947,601	4		
	VALUE (\$000)	VALEUR (\$000)	1,625	3,430	2,244	1,539	-2	NETHERLANDS PAYS-BAS	58
01780	MEAT STEWS AND DINNERS, CANNED RAGOUTS, DINERS DE VIANDE EN BOITE								
	QTY. METRIC (KG)	QUANT. METRIQUE (KG)	187,477	53,571	44,210	4,741	-69		
	QTY. IMPERIAL (LB)	QUANT. IMPERIALE (LIV)	413,319	118,104	97,466	10,452	-69		
	VALUE (\$000)	VALEUR (\$000)	340	95	108	11	-69	UNITED STATES ETATS-UNIS	100
01799	MEAT & MEAT PREPARATIONS CANNED NES VIANDE ET PREP., EN BOITE N O A								
	QTY. METRIC (KG)	QUANT. METRIQUE (KG)	2,542,938	1,397,225	984,281	915,898	-29		
	QTY. IMPERIAL (LB)	QUANT. IMPERIALE (LIV)	5,606,248	3,080,371	2,169,979	2,019,220	-29		
	VALUE (\$000)	VALEUR (\$000)	5,227	2,803	2,218	2,453	-22	DENMARK DANEMARK	27
03006	COO, FRESH OR FROZEN MORUE FRAICHE OU CONGEEE								
	QTY. METRIC (TONNE)	QUANT. METRIQUE (TONNE)	1,338	1,977	2,275	1,353	0		
	QTY. IMPERIAL (CWT)	QUANT. IMPERIALE (QTL)	29,507	43,591	50,160	29,837	0		
	VALUE (\$000)	VALEUR (\$000)	1,907	3,602	5,148	4,611	34	UNITED STATES ETATS-UNIS	65

## IMPORT DATA TRENDS - TENDANCES DES DONNEES SUR L'IMPORTATION

## SECTION 1 - FOOD, FEED, BEVERAGES AND TOBACCO

## SECTION 1 - ALIMENTS, PROVENDES, BOISSONS ET TABACS

CODE	COMMODITY MARCHANDISE	1982	1983	1984	AVE. ANNUAL GROWTH RATE (%) 1982-1985 TAUX DE CROISSANCE 1985 ANNUEL MOYEN		MAJOR COUNTRY OF EXPORT - SHARE OF IMPORT MARKET (%) 1985 PAYS EXPORTATEUR PRINCIPAL - PART DU MARCHE DES IMPORTATIONS	
Q3Q17	HADDOCK, HAKE, FRESH OR FROZEN AIGLEFIN, MERLU FRAIS OU CONGEELE							
	QTY. METRIC (TONNE) QUANT. METRIQUE (TONNE)	2,065	2,564	3,523	3,800	22		
	QTY. IMPERIAL (CWT) QUANT. IMPERIALE (QTL)	45,532	56,516	77,670	83,771	22		
	VALUE (\$000) VALEUR (\$000)	2,027	4,512	7,499	7,261	52	UNITED STATES ETATS-UNIS	46
03017-51	HADDOCK FILLETS, FROZEN FILETS D'AIGLEFIN, CONGELES							
	QTY. METRIC (KG) QUANT. METRIQUE (KG)	103,915	523,064	673,357	877,394	102		
	QTY. IMPERIAL (LB) QUANT. IMPERIALE (LIV)	229,095	1,153,165	1,484,505	1,934,333	102		
	VALUE (\$000) VALEUR (\$000)	381	1,978	2,630	3,588	110	UNITED KINGDOM ROYAUME-UNI	64
Q3Q21	HALIBUT, FRESH OR FROZEN FLETAN FRAIS OU CONGELE							
	QTY. METRIC (TONNE) QUANT. METRIQUE (TONNE)	1,107	1,594	2,031	2,749	35		
	QTY. IMPERIAL (CWT) QUANT. IMPERIALE (QTL)	24,399	35,132	44,765	60,612	35		
	VALUE (\$000) VALEUR (\$000)	5,417	8,094	8,754	12,087	30	UNITED STATES ETATS-UNIS	99
03021-31	HALIBUT, ATLANTIC, WHOLE OR DRESSED, FROZEN FLETAN DE L'ATLANTIQUE, ENTIER/HABILLE CONG							
	QTY. METRIC (KG) QUANT. METRIQUE (KG)	129,854	520,396	512,273	785,853	81		
	QTY. IMPERIAL (LB) QUANT. IMPERIALE (LIV)	286,281	1,147,283	1,129,374	1,732,519	81		
	VALUE (\$000) VALEUR (\$000)	552	2,536	2,229	3,495	84	UNITED STATES ETATS-UNIS	97
03021-32	HALIBUT, PACIFIC, WHOLE OR DRESSED, FROZEN FLETAN DU PACIFIQUE, ENTIER/HABILLE CONGELE							
	QTY. METRIC (KG) QUANT. METRIQUE (KG)	548,847	865,791	1,050,710	1,183,687	29		
	QTY. IMPERIAL (LB) QUANT. IMPERIALE (LIV)	1,210,006	1,908,753	2,316,432	2,609,597	29		
	VALUE (\$000) VALEUR (\$000)	2,586	4,257	4,325	5,353	27	UNITED STATES ETATS-UNIS	100
Q3Q45	SALMON, FRESH OR FROZEN SAUMON FRAIS OU CONGELE							
	QTY. METRIC (TONNE) QUANT. METRIQUE (TONNE)	5,534	6,470	9,826	14,788	38		
	QTY. IMPERIAL (CWT) QUANT. IMPERIALE (QTL)	121,999	142,642	216,622	326,012	38		
	VALUE (\$000) VALEUR (\$000)	17,440	17,471	26,677	32,073	22	UNITED STATES ETATS-UNIS	98
03045-25	SALMON, PINK, WHOLE OR DRO, FRESH OR CHILLED SAUMON ROSE, ENTIER OU HABILLE, FRAIS OU REFRIGERE							
	QTY. METRIC (KG) QUANT. METRIQUE (KG)	1,579,129	2,181,862	2,906,795	8,318,212	73		
	QTY. IMPERIAL (LB) QUANT. IMPERIALE (LIV)	3,481,401	4,810,207	6,408,420	18,338,614	73		

SEE EXPLANATORY NOTES / VOIR NOTES EXPLICATIVES

## IMPORT DATA TRENDS - TENDANCES DES DONNEES SUR L'IMPORTATION

## SECTION 1 - FOOD, FEED, BEVERAGES AND TOBACCO

## SECTION 1 - ALIMENTS, PROVENDES, BOISSONS ET TABACS

CODE	COMMODITY MARCHANDISE	1982	1983	1984	AVE. ANNUAL GROWTH RATE (%) 1982-1985 TAUX DE CROISSANCE 1985 ANNUEL MOYEN		MAJOR COUNTRY OF EXPORT - SHARE OF IMPORT MARKET (%) 1985 PAYS EXPORTATEUR PRINCIPAL - PART DU MARCHE DES IMPORTATIONS	
03045-25	SALMON, PINK, WHOLE OR DRD, FRESH OR CHILLED SAUMON ROSE, ENTIER OU HABILLE, FRAIS OU REFRIGERE			(CONT-D) (SUITE)				
	VALUE (\$000) VALEUR (\$000)	1,858	1,479	2,417	8.946	68	UNITED STATES ETATS-UNIS	100
03045-33	SALMON, COHO, WHOLE OR DRESSED, FROZEN SAUMON COHD, ENTIER OU HABILLE, CONGELE							
	QTY. METRIC (KG) QUANT. METRIQUE (KG)	581,138	1,076,747	873,290	975,179	19		
	QTY. IMPERIAL (LB) QUANT. IMPERIALE (LIV)	1,281,197	2,373,834	1,925,284	2,149,913	19		
	VALUE (\$000) VALEUR (\$000)	2,718	4,453	4,982	5,494	26	UNITED STATES ETATS-UNIS	100
03052	TUNA, FRESH OR FROZEN THON FRAIS OU CONGELE							
	QTY. METRIC (TONNE) QUANT. METRIQUE (TONNE)	15,236	12,647	11,056	12,342	-7		
	QTY. IMPERIAL (CWT) QUANT. IMPERIALE (QTL)	335,880	276,818	243,749	272,082	-7		
	VALUE (\$000) VALEUR (\$000)	21,430	13,848	13,917	14,292	-12	MEXICO MEXIQUE	35
03052-30	TUNA, WHOLE OR DRESSED, FROZEN THON, ENTIER OU HABILLE, CONGELE							
	QTY. METRIC (KG) QUANT. METRIQUE (KG)	15,056,450	12,501,576	10,870,118	12,111,261	-7		
	QTY. IMPERIAL (LB) QUANT. IMPERIALE (LIV)	33,193,963	27,561,402	23,964,633	26,700,899	-7		
	VALUE (\$000) VALEUR (\$000)	20,794	13,183	13,101	13,181	-14	MEXICO MEXIQUE	38
03069	SEA FISH, FRESH OR FROZEN N E S POISSON DE MER FRAIS OU CONGELE NDA							
	QTY. METRIC (TONNE) QUANT. METRIQUE (TONNE)	11,949	11,927	14,758	16,699	12		
	QTY. IMPERIAL (CWT) QUANT. IMPERIALE (QTL)	263,419	262,941	325,354	368,133	12		
	VALUE (\$000) VALEUR (\$000)	25,328	33,152	37,376	51,752	27	UNITED STATES ETATS-UNIS	60
03029-46	SOLE FILLETS, FRESH OR CHILLED FILETS DE SOLE, FRAIS OU REFRIGERES							
	QTY. METRIC (KG) QUANT. METRIQUE (KG)	208,506	489,724	542,433	597,559	42		
	QTY. IMPERIAL (LB) QUANT. IMPERIALE (LIV)	459,680	1,079,863	1,195,866	1,317,400	42		
	VALUE (\$000) VALEUR (\$000)	887	2,506	3,101	3,268	54	UNITED STATES ETATS-UNIS	73
03029-56	SOLE FILLETS, FROZEN FILETS DE SOLE, CONGELES							
	QTY. METRIC (KG) QUANT. METRIQUE (KG)	965,467	1,414,546	1,331,798	2,399,636	35		
	QTY. IMPERIAL (LB) QUANT. IMPERIALE (LIV)	2,128,501	3,118,556	2,936,127	5,290,319	35		
	VALUE (\$000) VALEUR (\$000)	4,082	5,888	5,702	11,319	40	NETHERLANDS PAYS-BAS	61
03069-21	HERRING, SEA, WHOLE OR DRD, FRESH OR CHILLED HARENG DE L'ATLANTIQUE, ENTIER OU HAB., FRAIS OU REFRIGERE							
	QTY. METRIC (KG) QUANT. METRIQUE (KG)	3,587,506	1,430,971	2,260,527	2,710,222	-9		

SEE EXPLANATORY NOTES / VOIR NOTES EXPLICATIVES

## IMPORT DATA TRENDS - TENDANCES DES DONNEES SUR L'IMPORTATION

## SECTION 1 - FOOD, FEED, BEVERAGES AND TOBACCO

## SECTION 1 - ALIMENTS, PROVENDES, BOISSONS ET TABACS

CODE	COMMODITY MARCHANDISE	1982	1983	1984	AVE. ANNUAL GROWTH RATE (%) 1982-1985 TAUX DE CROISSANCE 1985 ANNUEL MOYEN		MAJOR COUNTRY OF EXPRT - SHARE OF IMPORT MKT (%) 1985 PAYS EXPORTATEUR PRINCIPAL - PART DU MARCHE DES IMPORTATIONS	
03069-21	HERRING, SEA, WHOLE OR DRD. FRESH OR CHILLED HARENG DE L'ATLANTIQUE, ENTIER OU HAB., FRAIS OU REFRIGERE (CONT-D)							
	QTY. IMPERIAL (LB) QUANT. IMPERIALE (LIV)	7,909,139	3,154,768	4,983,636	5,975,049	-9		
	VALUE (\$000) VALEUR (\$000)	2,006	1,167	1,065	3,280	18	UNITED STATES ETATS-UNIS	96
03069-29	SEA FISH, WHOLE OR DRD. FRESH OR CHILLED NES POISSONS DE MER, ENTIERS OU HAB., FRAIS OU REFRIGERE NDA							
	QTY. METRIC (KG) QUANT. METRIQUE (KG)	3,245,942	3,587,330	4,753,019	3,888,742	6		
	QTY. IMPERIAL (LB) QUANT. IMPERIALE (LIV)	7,156,115	7,908,750	10,478,668	8,573,254	6		
	VALUE (\$000) VALEUR (\$000)	8,404	11,022	13,314	13,872	18	UNITED STATES ETATS-UNIS	76
03069-31	HERRING, SEA, WHOLE OR DRESSED, FROZEN HARENG DE L'ATLANTIQUE, ENTIER OU HABILLE, CONGELE							
	QTY. METRIC (KG) QUANT. METRIQUE (KG)	455,775	795,829	580,636	2,367,828	72		
	QTY. IMPERIAL (LB) QUANT. IMPERIALE (LIV)	1,004,818	1,754,512	1,280,091	5,220,194	72		
	VALUE (\$000) VALEUR (\$000)	428	1,196	452	3,936	108	UNITED STATES ETATS-UNIS	85
03069-39	SEA FISH, WHOLE OR DRESSED, FROZEN NES POISSONS DE MER, ENTIERS OU HABILLES, CONGELES, NDA							
	QTY. METRIC (KG) QUANT. METRIQUE (KG)	618,690	671,102	1,080,875	1,078,625	20		
	QTY. IMPERIAL (LB) QUANT. IMPERIALE (LIV)	1,363,985	1,479,534	2,382,933	2,377,974	20		
	VALUE (\$000) VALEUR (\$000)	1,683	1,681	3,013	3,082	22	HONG KONG HONG-KONG	33
Q3093	TROUT, FRESH OR FROZEN TRUITE FRAICHE OU CONGEEE							
	QTY. METRIC (TONNE) QUANT. METRIQUE (TONNE)	829	759	978	852	1		
	QTY. IMPERIAL (CWT) QUANT. IMPERIALE (QTL)	18,266	16,724	21,566	18,775	1		
	VALUE (\$000) VALEUR (\$000)	3,508	3,507	4,391	3,884	4	UNITED STATES ETATS-UNIS	97
Q3099	FRESHWATER FISH, FRESH OR FROZ. NES POISSON, EAU DOUCE FRAIS, CONG. NDA							
	QTY. METRIC (TONNE) QUANT. METRIQUE (TONNE)	1,308	1,155	1,608	1,634	8		
	QTY. IMPERIAL (CWT) QUANT. IMPERIALE (QTL)	28,835	25,455	35,444	36,019	8		
	VALUE (\$000) VALEUR (\$000)	2,758	2,621	4,601	4,490	17	UNITED STATES ETATS-UNIS	82
Q3969	FISH STEAKS BLOCKS ETC FRESH FROZEN BLOC TRANCHE ETC POISSON FRAIS CONG							
	QTY. METRIC (TONNE) QUANT. METRIQUE (TONNE)	4,777	4,943	5,346	5,369	4		
	QTY. IMPERIAL (CWT) QUANT. IMPERIALE (QTL)	105,317	108,975	117,851	118,365	4		
	VALUE (\$000) VALEUR (\$000)	12,261	13,454	14,180	14,351	5	UNITED STATES ETATS-UNIS	94

SEE EXPLANATORY NOTES / VOIR NOTES EXPLICATIVES

## IMPORT DATA TRENDS - TENDANCES DES DONNEES SUR L'IMPORTATION

## SECTION 1 - FOOD, FEED, BEVERAGES AND TOBACCO

## SECTION 1 - ALIMENTS, PROVENDES, BOISSONS ET TABACS

CODE	COMMODITY MARCHANDISE		1982	1983	1984	1985	AVE. ANNUAL GROWTH RATE (%) 1982-1985 TAUX DE CROISSANCE ANNUEL MOYEN	MAJOR COUNTRY OF EXPORT - SHARE OF IMPORT MARKET (%) 1985 PAYS EXPORTATEUR PRINCIPAL - PART DU MARCHE DES IMPORTATIONS	
03969-21	COD BLOCKS AND SLABS, FROZEN MORUE, EN BLOCS ET EN DARNES, CONGEELEE								
	QTY. METRIC (KG)		1,196,064	1,561,782	1,316,428	1,279,217	2		
	QUANT. METRIQUE (KG)								
	QTY. IMPERIAL (LB)		2,636,883	3,443,157	2,902,243	2,820,206	2		
	QUANT. IMPERIALE (LIV)								
	VALUE (\$000)		3,294	4,459	3,268	3,553	3	UNITED STATES	91
	VALEUR (\$000)							ETATS-UNIS	
03969-25	POLLOCK BLOCKS AND SLABS, FROZEN GOBERGE, EN BLOCS ET EN DARNES CONGEELEE								
	QTY. METRIC (KG)		2,029,342	1,631,668	1,955,518	1,834,234	-3		
	QUANT. METRIQUE (KG)								
	QTY. IMPERIAL (LB)		4,473,956	3,597,230	4,311,201	4,043,816	-3		
	QUANT. IMPERIALE (LIV)								
	VALUE (\$000)		4,255	2,865	3,175	3,094	-10	UNITED STATES	95
	VALEUR (\$000)							ETATS-UNIS	
04169	FISH, SMOKED POISSON FUME								
	QTY. METRIC (TONNE)		233	273	338	382	18		
	QUANT. METRIQUE (TONNE)								
	QTY. IMPERIAL (CWT)		5,144	6,021	7,447	8,415	18		
	QUANT. IMPERIALE (QTL)								
	VALUE (\$000)		757	1,128	1,442	1,855	34	UNITED STATES	52
	VALEUR (\$000)							ETATS-UNIS	
04269	FISH, SALTED AND/OR DRIED POISSON SALE ET/OU SECHE								
	QTY. METRIC (TONNE)		1,125	997	1,300	1,504	10		
	QUANT. METRIQUE (TONNE)								
	QTY. IMPERIAL (CWT)		24,811	21,989	28,650	33,146	10		
	QUANT. IMPERIALE (QTL)								
	VALUE (\$000)		3,780	3,959	4,815	5,587	14	NORWAY	27
	VALEUR (\$000)							NORVEGE	
04269-49	SEA FISH, SALTED AND/OR DRIED NES POISSON DE MER SALE ET OU SECHE, NDA								
	QTY. METRIC (KG)		680,296	590,784	843,754	1,064,073	16		
	QUANT. METRIQUE (KG)								
	QTY. IMPERIAL (LB)		1,499,804	1,302,462	1,860,169	2,345,892	16		
	QUANT. IMPERIALE (LIV)								
	VALUE (\$000)		2,487	2,676	3,279	3,936	16	HONG KONG	34
	VALEUR (\$000)							HONG-KONG	
04369	FISH, PICKLED N E S POISSON MARINE N D A								
	QTY. METRIC (TONNE)		69	39	79	57	-6		
	QUANT. METRIQUE (TONNE)								
	QTY. IMPERIAL (CWT)		1,513	853	1,752	1,252	-6		
	QUANT. IMPERIALE (QTL)								
	VALUE (\$000)		109	61	153	93	-5	UNITED STATES	31
	VALEUR (\$000)							ETATS-UNIS	
04427	HERRING, CANNED HARENG EN BOITE								
	QTY. METRIC (TONNE)		193	208	380	362	23		
	QUANT. METRIQUE (TONNE)								

SEE EXPLANATORY NOTES / VOIR NOTES EXPLICATIVES

## IMPORT DATA TRENDS - TENDANCES DES DONNEES SUR L'IMPORTATION

## SECTION 1 - FOOD, FEED, BEVERAGES AND TOBACCO

## SECTION 1 - ALIMENTS, PROVENDES, BOISSONS ET TABACS

CODE	COMMODITY MARCHANDISE	1982	1983	1984	AVE. ANNUAL GROWTH RATE (%) 1982-1985		MAJOR COUNTRY OF EXPORT - SHARE OF IMPORT MARKET (%) 1985	
					1985	TAUX DE CROISSANCE ANNUEL MOYEN	PAYS EXPORTATEUR PRINCIPAL - PART DU MARCHE DES IMPORTATIONS	
Q4427	HERRING, CANNED HARENG EN BOITE			(CONT-D) (SUITE)				
	QTY. IMPERIAL (CWT) QUANT. IMPERIALE (QTL)	4,256	4,579	8,371	7,980	23		
	VALUE (\$000) VALEUR (\$000)	458	498	837	798	20	GERMANY WEST ALLEMAGNE, O.	86
Q4445	SALMON, CANNED SAUMON EN BOITE							
	QTY. METRIC (TONNE) QUANT. METRIQUE (TONNE)	3,925	4,692	4,775	3,711	-2		
	QTY. IMPERIAL (CWT) QUANT. IMPERIALE (QTL)	86,535	103,440	105,279	81,803	-2		
	VALUE (\$000) VALEUR (\$000)	14,451	21,537	24,514	19,118	10	UNITED STATES ETATS-UNIS	100
04445-50	SALMON, PINK, CANNED SAUMON ROSE, EN BOITE							
	QTY. METRIC (KG) QUANT. METRIQUE (KG)	2,373,636	1,627,436	1,636,144	1,549,418	-13		
	QTY. IMPERIAL (CWT) QUANT. IMPERIALE (QTL)	52,330	35,879	36,071	34,159	-13		
	VALUE (\$000) VALEUR (\$000)	7,653	5,487	5,770	6,208	-7	UNITED STATES ETATS-UNIS	100
04445-60	SALMON, SOCKEYE, CANNED SAUMON ROUGE, EN BOITE							
	QTY. METRIC (KG) QUANT. METRIQUE (KG)	264,806	2,200,592	2,585,009	1,550,098	79		
	QTY. IMPERIAL (CWT) QUANT. IMPERIALE (QTL)	5,838	48,515	56,990	34,174	79		
	VALUE (\$000) VALEUR (\$000)	1,942	13,008	16,843	10,868	77	UNITED STATES ETATS-UNIS	100
Q4446	SARDINE, SPRATS & PILCHARDS, CANNED SARDINE, SPRATS & PILCHARDS, BOITES							
	QTY. METRIC (BOX) QUANT. METRIQUE (BOITE)	8,195,371	9,981,026	12,258,510	11,702,059	13		
	QTY. IMPERIAL (BOX) QUANT. IMPERIALE (BOITE)	8,195,371	9,981,026	12,258,510	11,702,059	13		
	VALUE (\$000) VALEUR (\$000)	3,494	3,590	4,272	4,405	8	NORWAY NORVEGE	31
04446-24	SARDINES, CANNED, UNDER T I 1190401 SARDINES EN BOITE, N.T. 1190401							
	QTY. METRIC (BOX) QUANT. METRIQUE (BOITE)	7,116,858	9,495,054	11,674,162	11,029,749	16		
	QTY. IMPERIAL (BOX) QUANT. IMPERIALE (BOITE)	7,116,858	9,495,054	11,674,162	11,029,749	16		
	VALUE (\$000) VALEUR (\$000)	2,866	3,357	4,021	3,984	11	NORWAY NORVEGE	34
Q4450	TUNA, CANNED, FLAKE PACK THON MIETTES, EN BOITE							
	QTY. METRIC (TONNE) QUANT. METRIQUE (TONNE)	2,214	3,772	4,033	3,908	21		
	QTY. IMPERIAL (CWT) QUANT. IMPERIALE (QTL)	48,812	83,148	88,920	86,148	21		
	VALUE (\$000) VALEUR (\$000)	10,092	14,484	15,753	14,368	12	JAPAN JAPON	46

SEE EXPLANATORY NOTES / VOIR NOTES EXPLICATIVES

## IMPRT DATA TRENDS - TENDANCES DES DONNEES SUR L'IMPRTATION

## SECTION 1 - FOOD, FEED, BEVERAGES AND TOBACCO

## SECTION 1 - ALIMENTS, PROVENDES, BOISSONS ET TABACS

CODE	COMMODITY MARCHANDISE	1982	1983	1984	AVE. ANNUAL GROWTH RATE (%) 1982-1985 TAUX DE CROISSANCE ANNUEL MOYEN		MAJOR COUNTRY OF EXPORT - SHARE OF IMPORT MARKET (%) 1985 PAYS EXPORTATEUR PRINCIPAL - PART DU MARCHE DES IMPORTATIONS		
					1985	ANNUEL MOYEN			
Q4451	TUNA, CANNED N E S THON EN BOITE N D A								
	QTY. METRIC (TONNE) QUANT. METRIQUE (TONNE)	4,763	6,941	7,556	7,113	14			
	QTY. IMPERIAL (CWT) QUANT. IMPERIALE (QTL)	105,013	153,014	166,586	156,812	14			
	VALUE (\$000) VALEUR (\$000)	20,264	26,931	29,266	27,141	10	JAPAN JAPON	50	
Q4469	FISH AND FISH PRODUCTS, CANNED NES POISSON ET PRODUITS EN BOITE N D A								
	QTY. METRIC (TONNE) QUANT. METRIQUE (TONNE)	1,548	1,271	1,347	1,216	-7			
	QTY. IMPERIAL (CWT) QUANT. IMPERIALE (QTL)	34,133	28,010	29,706	26,800	-7			
	VALUE (\$000) VALEUR (\$000)	2,970	2,714	2,988	2,631	-4	UNITED STATES ETATS-UNIS	34	
Q4620	CRABS, FRESH OR FROZEN CRABE FRAIS DU CONGELE								
	QTY. METRIC (TONNE) QUANT. METRIQUE (TONNE)	1,666	1,415	1,619	1,768	2			
	QTY. IMPERIAL (CWT) QUANT. IMPERIALE (QTL)	36,726	31,205	35,683	38,970	2			
	VALUE (\$000) VALEUR (\$000)	14,630	14,454	12,661	11,829	-7	UNITED STATES ETATS-UNIS	99	
04620-52	CRAB MEAT, FROZEN CHAIR DE CRABE CONGELEE								
	QTY. METRIC (KG) QUANT. METRIQUE (KG)	925,913	867,173	743,116	783,441	-5			
	QTY. IMPERIAL (CWT) QUANT. IMPERIALE (QTL)	20,413	19,118	16,383	17,272	-5			
	VALUE (\$000) VALEUR (\$000)	10,397	11,428	9,011	8,030	-8	UNITED STATES ETATS-UNIS	99	
Q4629	LOBSTER, FRESH OR FROZEN HOMARD FRAIS OU CONGELE								
	QTY. METRIC (TONNE) QUANT. METRIQUE (TONNE)	2,686	2,353	2,538	3,157	6			
	QTY. IMPERIAL (CWT) QUANT. IMPERIALE (QTL)	59,219	51,879	55,954	69,596	6			
	VALUE (\$000) VALEUR (\$000)	38,062	32,441	36,972	45,750	6	UNITED STATES ETATS-UNIS	49	
04629-23	LOBSTERS, LIVE HOMARDS VIVANTS								
	QTY. METRIC (KG) QUANT. METRIQUE (KG)	1,177,883	1,084,216	934,350	845,537	-10			
	QTY. IMPERIAL (CWT) QUANT. IMPERIALE (QTL)	25,968	23,903	20,599	18,641	-10			
	VALUE (\$000) VALEUR (\$000)	8,974	8,576	8,537	7,849	-4	UNITED STATES ETATS-UNIS	100	
04629-52	LOBSTER MEAT, FROZEN /INCL BOILED/ CHAIR DE HOMARD CONGELEE (Y COMPRIS BOUILLIE)								
	QTY. METRIC (KG) QUANT. METRIQUE (KG)	1,166,316	1,145,632	1,359,772	2,028,863	20			
	QTY. IMPERIAL (CWT) QUANT. IMPERIALE (QTL)	25,713	25,257	29,978	44,729	20			

SEE EXPLANATORY NOTES / VOIR NOTES EXPLICATIVES

## IMPORT DATA TRENDS - TENDANCES DES DONNEES SUR L'IMPORTATION

## SECTION 1 - FOOD, FEED, BEVERAGES AND TOBACCO

## SECTION 1 - ALIMENTS, PROVENDES, BOISSONS ET TABACS

CODE	COMMODITY MARCHANDISE	1982	1983	1984	AVE. ANNUAL GROWTH RATE (%) 1982-1985 TAUX DE CROISSANCE 1985 ANNUEL MOYEN		MAJOR COUNTRY OF EXPORT - SHARE OF IMPORT MARKET (%) 1985 PAYS EXPORTATEUR PRINCIPAL - PART DU MARCHE DES IMPORTATIONS	
04629-52	LOBSTER MEAT, FROZEN /INCL BOILED/ CHAIR DE HOMARD CDNGEELEE (Y COMPRIS BOUILLIE)			(CONT-D) (SUITE)				
	VALUE (\$000) VALEUR (\$000)	24,108	22,556	26,357	35,133	13	CUBA CUBA	40
04639	OYSTERS, FRESH OR FROZEN HUITRE FRAICHE OU CONGEELEE							
	QTY. METRIC (TONNE) QUANT. METRIQUE (TONNE)	740	720	644	710	-1		
	QTY. IMPERIAL (CWT) QUANT. IMPERIALE (QTL)	16,303	15,877	14,193	15,646	-1		
	VALUE (\$000) VALEUR (\$000)	2,997	2,938	3,168	3,348	4	UNITED STATES ETATS-UNIS	89
04659	SHELLFISH, FRESH DR FROZEN N E S MOLLUSQUE CRUSTACE FRAIS CONG N D A							
	QTY. METRIC (TONNE) QUANT. METRIQUE (TONNE)	5,089	6,422	9,052	9,616	23		
	QTY. IMPERIAL (CWT) QUANT. IMPERIALE (QTL)	112,202	141,583	199,568	211,986	23		
	VALUE (\$000) VALEUR (\$000)	14,536	26,687	43,250	42,872	43	UNITED STATES ETATS-UNIS	59
04659-42	SCALLOP MEAT, FRESH OR CHILLED PETONCLES FRAIS OU REFRIGERES							
	QTY. METRIC (KG) QUANT. METRIQUE (KG)	106,684	199,716	797,956	396,075	54		
	QTY. IMPERIAL (CWT) QUANT. IMPERIALE (QTL)	2,352	4,403	17,592	8,732	54		
	VALUE (\$000) VALEUR (\$000)	874	2,446	8,436	3,653	60	UNITED STATES ETATS-UNIS	63
04659-52	SCALLOP MEAT, FROZEN PETONCLES CONGELES							
	QTY. METRIC (KG) QUANT. METRIQUE (KG)	475,634	1,031,963	1,751,810	2,309,771	68		
	QTY. IMPERIAL (CWT) QUANT. IMPERIALE (QTL)	10,486	22,751	38,621	50,922	68		
	VALUE (\$000) VALEUR (\$000)	4,781	13,245	20,345	23,140	68	UNITED STATES ETATS-UNIS	59
04659-54	SQUID, FROZEN CALMAR CONGELE							
	QTY. METRIC (KG) QUANT. METRIQUE (KG)	1,988,675	2,186,531	2,487,397	2,608,868	9		
	QTY. IMPERIAL (CWT) QUANT. IMPERIALE (QTL)	43,843	48,205	54,838	57,516	9		
	VALUE (\$000) VALEUR (\$000)	2,653	3,973	4,075	5,120	24	UNITED STATES ETATS-UNIS	51
04673	CLAMS, CANNED COQUE EN BOITE							
	QTY. METRIC (TONNE) QUANT. METRIQUE (TONNE)	2,769	2,364	3,664	2,942	2		
	QTY. IMPERIAL (CWT) QUANT. IMPERIALE (QTL)	61,046	52,109	80,774	64,853	2		
	VALUE (\$000) VALEUR (\$000)	7,207	6,755	10,578	6,473	-3	THAILAND THAILANDE	78



## IMPORT DATA TRENDS - TENDANCES DES DONNEES SUR L'IMPORTATION

## SECTION 1 - FOOD, FEED, BEVERAGES AND TOBACCO

## SECTION 1 - ALIMENTS, PROVENDES, BOISSONS ET TABACS

CODE	COMMODITY MARCHANDISE	1982	1983	1984	1985	AVE. ANNUAL GROWTH RATE (%) 1982-1985 TAUX DE CROISSANCE ANNUEL MOYEN	MAJOR COUNTRY OF EXPORT - SHARE OF IMPORT MARKET (%) 1985 PAYS EXPORTATEUR PRINCIPAL - PART DU MARCHE DES IMPORTATIONS		
04673-25	CLAMS, PACIFIC, CANNED PALOUROES DU PACIFIQUE EN BOITE								
	QTY. METRIC (KG) QUANT. METRIQUE (KG)	2,663,571	2,231,028	3,370,899	2,627,465	0			
	QTY. IMPERIAL (CWT) QUANT. IMPERIALE (QTL)	58,722	49,186	74,316	57,926	0			
	VALUE (\$000) VALEUR (\$000)	6,899	6,344	9,607	5,522	-7	THAILAND THAILANDE	81	
04676	CRABS, CANNED CRABS EN BOITE								
	QTY. METRIC (TONNE) QUANT. METRIQUE (TONNE)	166	596	701	381	32			
	QTY. IMPERIAL (CWT) QUANT. IMPERIALE (QTL)	3,650	13,139	15,453	8,408	32			
	VALUE (\$000) VALEUR (\$000)	1,027	4,546	6,093	2,842	40	THAILAND THAILANDE	85	
04682	OYSTERS, CANNED HUITRES EN BOITE								
	QTY. METRIC (TONNE) QUANT. METRIQUE (TONNE)	1,343	1,214	1,421	1,427	2			
	QTY. IMPERIAL (CWT) QUANT. IMPERIALE (QTL)	29,599	26,755	31,330	31,467	2			
	VALUE (\$000) VALEUR (\$000)	7,541	6,951	9,060	8,355	4	KOREA, SOUTH COREE DU SUD	98	
04699	SHELLFISH AND PRODUCTS N E S MOLLUSQUE, CRUSTACE ET PROD. NOA								
	QTY. METRIC (TONNE) QUANT. METRIQUE (TONNE)	1,039	1,680	1,336	1,872	21			
	QTY. IMPERIAL (CWT) QUANT. IMPERIALE (QTL)	22,908	37,035	29,460	41,260	21			
	VALUE (\$000) VALEUR (\$000)	4,689	5,272	6,652	8,882	23	TAIWAN TAIWAN	22	
04699-23	SNAILS, CANNED ESCARGOTS EN BOITE								
	QTY. METRIC (KG) QUANT. METRIQUE (KG)	286,034	455,178	487,156	901,465	46			
	QTY. IMPERIAL (CWT) QUANT. IMPERIALE (QTL)	6,306	10,035	10,740	19,874	46			
	VALUE (\$000) VALEUR (\$000)	1,172	1,553	2,124	3,850	48	TAIWAN TAIWAN	43	
04699-39	SHELLFISH AND PRODUCTS, NOT CANNED NES CRUSTACES ET PRODUITS MERIQUES, SAUF EN BOITE NDA								
	QTY. METRIC (KG) QUANT. METRIQUE (KG)	432,906	880,101	350,126	599,827	11			
	QTY. IMPERIAL (CWT) QUANT. IMPERIALE (QTL)	9,544	19,403	7,719	13,224	11			
	VALUE (\$000) VALEUR (\$000)	2,132	2,362	2,570	3,541	18	UNITED STATES ETATS-UNIS	26	
04999	FISHERY FOODS AND FEEDS N E S PRODUITS DE LA PECHE N D A								
	QTY. METRIC (TONNE) QUANT. METRIQUE (TONNE)	5,408	4,041	5,023	5,802	2			

SEE EXPLANATORY NOTES / VDIR NDTES EXPLICATIVES

## IMPORT DATA TRENDS - TENDANCES DES DONNEES SUR L'IMPORTATION

## SECTION 1 - FOOD, FEED, BEVERAGES AND TOBACCO

## SECTION 1 - ALIMENTS, PROVENDES, BOISSONS ET TABACS

CODE	COMMODITY MARCHANDISE		1982	1983	1984	AVE. ANNUAL GROWTH RATE (%) 1982-1985 TAUX DE CROISSANCE 1985 ANNUEL MOYEN		MAJDR COUNTRY OF EXPORT - SHARE OF IMPORT MARKET (%) 1985 PAYS EXPORTATEUR PRINCIPAL - PART DU MARCHE DES IMPORTATIONS	
04999	FISHERY FOODS AND FEEDS N E S PRODUITS DE LA PECHE N D A				(CONT-D) (SUITE)				
	QTY. IMPERIAL (CWT) QUANT. IMPERIALE (QTL)		119,233	89,093	110,728	127,912	2		
	VALUE (\$000) VALEUR (\$000)		5,733	6,485	6,776	8,227	13	UNITED STATES ETATS-UNIS	42
04999-34	SQUID FOR BAIT CALMAR POUR APPAT								
	QTY. METRIC (KG) QUANT. METRIQUE (KG)		1,075,417	1,926,125	3,714,993	3,880,916	53		
	QTY. IMPERIAL (CWT) QUANT. IMPERIALE (QTL)		23,709	42,464	81,902	85,560	53		
	VALUE (\$000) VALEUR (\$000)		962	2,979	3,167	3,170	48	UNITED STATES ETATS-UNIS	47
05357	EGG ALBUMEN, DRIED, POWDERED BLANC D'OEUF SECHE, EN POWDRE								
	QTY. METRIC (KG) QUANT. METRIQUE (KG)		8,051	19,054	119,737	3,941	-21		
	QTY. IMPERIAL (LB) QUANT. IMPERIALE (LIV)		17,750	42,006	263,976	8,689	-21		
	VALUE (\$000) VALEUR (\$000)		24	85	588	13	-18	UNITED STATES ETATS-UNIS	89
05359	EGGS, DRIED, POWDERED N E S OEUFS SECHEs, EN POWDRE N D A								
	QTY. METRIC (KG) QUANT. METRIQUE (KG)		134,730	128,495	262,151	110,253	-6		
	QTY. IMPERIAL (LB) QUANT. IMPERIALE (LIV)		297,031	283,284	577,946	243,068	-6		
	VALUE (\$000) VALEUR (\$000)		628	528	1,255	484	-8	NETHERLANDS PAYS-BAS	89
05369	EGGS, WHOLE, YOLK OR ALBUMEN N E S OEUFS ENTIERS, JAUNE DU BLANC N D A								
	QTY. METRIC (KG) QUANT. METRIQUE (KG)		1,742,158	2,416,283	5,316,960	4,705,067	39		
	QTY. IMPERIAL (LB) QUANT. IMPERIALE (LIV)		3,840,822	5,327,021	11,721,951	10,372,952	39		
	VALUE (\$000) VALEUR (\$000)		2,190	2,228	5,092	4,222	24	UNITED STATES ETATS-UNIS	81
06199	CEREALS, UNMILLED N E S CEREALES NON MOULUES N D A								
	QTY. METRIC (TONNE) QUANT. METRIQUE (TONNE)		12,135	10,846	42,871	71,132	79		
	QTY. IMPERIAL (CWT) QUANT. IMPERIALE (QTL)		267,522	239,103	945,125	1,568,156	79		
	VALUE (\$000) VALEUR (\$000)		3,697	2,969	7,917	11,188	44	UNITED STATES ETATS-UNIS	99
06199-21	BARLEY, EXCEPT SEED DRGE, SAUF DE SEMENCE								
	QTY. METRIC (TONNE) QUANT. METRIQUE (TONNE)		335	37	32,038	55,583	440		
	QTY. IMPERIAL (BU) QUANT. IMPERIALE (BOIS)		15,402	1,702	1,471,678	2,553,207	440		

SEE EXPLANATORY NOTES / VOIR NOTES EXPLICATIVES

## IMPORT DATA TRENDS - TENDANCES DES DONNEES SUR L'IMPORTATION

## SECTION 1 - FOOD, FEED, BEVERAGES AND TOBACCO

## SECTION 1 - ALIMENTS, PROVENDES, BOISSONS ET TABACS

CODE	COMMODITY MARCHANDISE	1982	1983	1984	AVE. ANNUAL GROWTH RATE (%) 1982-1985 TAUX DE CROISSANCE 1985 ANNUEL MOYEN		MAJOR COUNTRY OF EXPORT - SHARE OF IMPORT MARKET (%) 1985 PAYS EXPORTATEUR PRINCIPAL - PART DU MARCHE DES IMPORTATIONS	
					1985	ANNUEL MOYEN		
06199-21	BARLEY, EXCEPT SEED ORGE, SAUF DE SEMENCE			(CONT-D) (SUITE)				
	VALUE (\$000) VALEUR (\$000)	63	19	4,359	7,023	373	UNITED STATES ETATS-UNIS	100
06215	CORN MEAL AND FLOUR SEMOULE ET FARINE DE MAIS							
	QTY. METRIC (TONNE) QUANT. METRIQUE (TONNE)	56,625	56,476	52,799	51,006	-3		
	QTY. IMPERIAL (CWT) QUANT. IMPERIALE (QTL)	1,248,338	1,245,069	1,164,001	1,124,463	-3		
	VALUE (\$000) VALEUR (\$000)	13,700	14,980	16,561	13,864	0	UNITED STATES ETATS-UNIS	100
06215-20	CORN MEAL POUDRE DE MAIS							
	QTY. METRIC (TONNE) QUANT. METRIQUE (TONNE)	46,509	47,646	44,106	42,712	-3		
	QTY. IMPERIAL (BBL) QUANT. IMPERIALE (BRL)	523,106	535,892	496,080	480,394	-3		
	VALUE (\$000) VALEUR (\$000)	11,968	13,217	13,411	11,210	-2	UNITED STATES ETATS-UNIS	100
06220	CORN STARCH AMIDON DE MAIS							
	QTY. METRIC (TONNE) QUANT. METRIQUE (TONNE)	2,959	3,133	18,074	4,472	15		
	QTY. IMPERIAL (CWT) QUANT. IMPERIALE (QTL)	65,226	69,065	398,453	98,579	15		
	VALUE (\$000) VALEUR (\$000)	2,491	2,981	9,662	3,946	16	UNITED STATES ETATS-UNIS	98
06225	HOMINY INCLUDING WHITE HOMINY GRITS SEMOULE, Y COMPRIS D'AVOINE BLANCHE							
	QTY. METRIC (TONNE) QUANT. METRIQUE (TONNE)	9,971	8,587	9,894	8,306	-6		
	QTY. IMPERIAL (CWT) QUANT. IMPERIALE (QTL)	219,810	189,303	218,125	183,122	-6		
	VALUE (\$000) VALEUR (\$000)	2,168	2,119	2,962	2,455	4	UNITED STATES ETATS-UNIS	100
06299	CEREALS, MILLED N E S CEREALES MOULUES N D A							
	QTY. METRIC (TONNE) QUANT. METRIQUE (TONNE)	4,353	3,304	4,972	4,742	3		
	QTY. IMPERIAL (CWT) QUANT. IMPERIALE (QTL)	95,968	72,849	109,623	104,532	3		
	VALUE (\$000) VALEUR (\$000)	3,286	2,564	3,722	3,679	4	UNITED STATES ETATS-UNIS	86
06420	BISCUITS & COOKIES, EXC. SODA BISC. BISCUITS & GATEAUX SECS, SAUF SODA							
	QTY. METRIC (KG) QUANT. METRIQUE (KG)	10,208,599	12,483,367	16,820,008	19,419,733	24		
	QTY. IMPERIAL (LB) QUANT. IMPERIALE (LIV)	22,506,226	27,521,257	37,081,964	42,813,406	24		

SEE EXPLANATORY NOTES / VOIR NOTES EXPLICATIVES

## IMPORT DATA TRENDS - TENDANCES DES DONNEES SUR L'IMPORTATION

## SECTION 1 - FOOD, FEED, BEVERAGES AND TOBACCO

## SECTION 1 - ALIMENTS, PROVENDES, BOISSONS ET TABACS

CODE	COMMODITY MARCHANDISE	1982	1983	1984	AVE. ANNUAL GROWTH RATE (%) 1982-1985 TAUX DE CROISSANCE 1985 ANNUEL MOYEN		MAJOR COUNTRY OF EXPORT - SHARE OF IMPORT MARKET (%) 1985 PAYS EXPORTATEUR PRINCIPAL - PART DU MARCHE DES IMPORTATIONS	
06420	BISCUITS & COOKIES, EXC. SDDA BISC. BISCUITS & GATEAUX SECS, SAUF SDDA			(CDNT-D) (SUITE)				
	VALUE (\$000) VALEUR (\$000)	27,203	30,026	40,801	45,984	19	UNITED KINGDOM ROYAUME-UNI	25
06455	PRETZELS PRETZELS							
	QTY. METRIC (KG) QUANT. METRIQUE (KG)	1,393,571	1,543,789	1,642,462	1,900,840	11		
	QTY. IMPERIAL (LB) QUANT. IMPERIALE (LIV)	3,072,314	3,403,489	3,621,028	4,190,657	11		
	VALUE (\$000) VALEUR (\$000)	2,505	2,514	2,955	3,284	9	UNITED STATES ETATS-UNIS	91
06499	BAKERY PRODUCTS N E S PRODUITS DE LA BOULANGERIE N D A							
	QTY. METRIC (KG) QUANT. METRIQUE (KG)	18,654,297	23,762,037	21,758,311	22,963,067	7		
	QTY. IMPERIAL (LB) QUANT. IMPERIALE (LIV)	41,147,947	52,386,597	47,969,116	50,625,161	7		
	VALUE (\$000) VALEUR (\$000)	26,772	32,770	33,387	37,723	12	UNITED STATES ETATS-UNIS	74
06499-31	BREAD, EXCEPT PASSOVER PAIN, SAUF LE PAIN AZYME							
	QTY. METRIC (KG) QUANT. METRIQUE (KG)	6,127,655	6,721,855	8,175,856	7,387,079	6		
	QTY. IMPERIAL (LB) QUANT. IMPERIALE (LIV)	13,509,237	14,819,232	18,024,776	16,285,807	6		
	VALUE (\$000) VALEUR (\$000)	6,014	6,054	8,441	8,559	12	UNITED STATES ETATS-UNIS	92
06499-32	ROLLS AND BUNS /UNSWEETENED/ PETITS PAINS ET BRIOCHES (NON SUCRES)							
	QTY. METRIC (KG) QUANT. METRIQUE (KG)	2,635,002	5,364,635	2,060,721	2,381,576	-3		
	QTY. IMPERIAL (LB) QUANT. IMPERIALE (LIV)	5,809,215	11,827,058	4,543,135	5,250,508	-3		
	VALUE (\$000) VALEUR (\$000)	1,835	3,692	2,224	3,095	19	UNITED STATES ETATS-UNIS	91
06499-55	PIES, CAKES, PASTRIES /EXC FZ AND MEAT PIES/ TARTES, GATEAUX ET PATIS (SF CONGELES PATES A LA VIANDE)							
	QTY. METRIC (KG) QUANT. METRIQUE (KG)	1,893,451	1,855,285	2,062,191	2,411,426	8		
	QTY. IMPERIAL (LB) QUANT. IMPERIALE (LIV)	4,174,366	4,090,225	4,546,376	5,316,313	8		
	VALUE (\$000) VALEUR (\$000)	4,252	4,773	5,473	6,572	16	UNITED STATES ETATS-UNIS	49
06549	MACARONI PRODUCTS PATES ALIMENTAIRES							
	QTY. METRIC (KG) QUANT. METRIQUE (KG)	9,409,362	12,270,471	15,837,140	15,787,064	19		
	QTY. IMPERIAL (LB) QUANT. IMPERIALE (LIV)	20,744,200	27,051,900	34,915,100	34,804,700	19		
	VALUE (\$000) VALEUR (\$000)	11,028	13,022	15,873	15,881	13	ITALY ITALIE	35

SEE EXPLANATORY NOTES / VOIR NOTES EXPLICATIVES

## IMPORT DATA TRENDS - TENDANCES DES DONNEES SUR L'IMPORTATION

## SECTION 1 - FOOD, FEED, BEVERAGES AND TOBACCO

## SECTION 1 - ALIMENTS, PROVENDES, BOISSONS ET TABACS

CODE	COMMODITY MARCHANDISE		1982	1983	1984	1985	AVE. ANNUAL GROWTH RATE (%) 1982-1985	MAJOR COUNTRY OF EXPORT - SHARE OF IMPORT MARKET (%) 1985	
							TAUX DE CROISSANCE ANNUEL MOYEN	PAYS EXPORTATEUR PRINCIPAL - PART DU MARCHE DES IMPORTATIONS	
06549-21	MACARONI, DRY MACARONI, SEC								
	QTY. METRIC QUANT. METRIQUE	(KG) (KG)	2,833,531	4,955,199	7,164,635	5,881,702	27		
	QTY. IMPERIAL QUANT. IMPERIALE	(CWT) (QTL)	62,469	109,244	157,954	129,670	27		
	VALUE VALEUR	(\$000) (\$000)	2,089	3,476	4,965	4,157	25	ITALY ITALIE	87
06549-40	NOODLES NOUILLES								
	QTY. METRIC QUANT. METRIQUE	(KG) (KG)	3,034,245	3,200,803	3,992,499	4,021,257	10		
	QTY. IMPERIAL QUANT. IMPERIALE	(CWT) (QTL)	66,894	70,566	88,020	88,654	10		
	VALUE VALEUR	(\$000) (\$000)	5,306	5,436	6,162	6,042	4	UNITED STATES ETATS-UNIS	30
06630	BREAKFAST CEREAL FOODS CEREALES APPRETEES								
	QTY. METRIC QUANT. METRIQUE	(KG) (KG)	5,995,044	6,634,208	8,269,242	7,263,249	6		
	QTY. IMPERIAL QUANT. IMPERIALE	(LB) (LIV)	13,216,878	14,626,001	18,230,654	16,012,806	6		
	VALUE VALEUR	(\$000) (\$000)	15,544	17,977	22,026	11,547	-9	UNITED STATES ETATS-UNIS	100
06699	CEREAL GRAIN PRODUCTS N E S PRODUITS CEREAALIERS BASE GRAINS NDA								
	QTY. METRIC QUANT. METRIQUE	(KG) (KG)	7,863,289	10,318,182	15,118,319	14,540,081	23		
	QTY. IMPERIAL QUANT. IMPERIALE	(LB) (LIV)	17,335,675	22,747,817	33,330,362	32,055,558	23		
	VALUE VALEUR	(\$000) (\$000)	15,610	25,683	47,916	36,991	33	UNITED STATES ETATS-UNIS	93
06699-40	RICE PREPARATIONS PREPARATION A BASE DE RIZ								
	QTY. METRIC QUANT. METRIQUE	(KG) (KG)	1,299,289	1,713,631	1,605,119	1,948,735	14		
	QTY. IMPERIAL QUANT. IMPERIALE	(LB) (LIV)	2,864,457	3,777,929	3,538,700	4,296,247	14		
	VALUE VALEUR	(\$000) (\$000)	2,245	2,927	2,838	3,264	13	UNITED STATES ETATS-UNIS	89
06920	POTATO STARCH AND POTATO FLOUR AMIDON ET FARINE DE POMME DE TERRE								
	QTY. METRIC QUANT. METRIQUE	(KG) (KG)	3,548,699	1,041,201	1,415,495	2,181,844	-15		
	QTY. IMPERIAL QUANT. IMPERIALE	(LB) (LIV)	7,823,584	2,295,468	3,120,649	4,810,167	-15		
	VALUE VALEUR	(\$000) (\$000)	1,383	539	786	992	-10	NETHERLANDS PAYS-BAS	46
06950	SOYA BEAN FLOUR FARINE DE SOYA								
	QTY. METRIC QUANT. METRIQUE	(KG) (KG)	2,718,043	2,511,979	2,720,592	2,517,815	-2		

SEE EXPLANATORY NOTES / VOIR NOTES EXPLICATIVES

## IMPORT DATA TRENDS - TENDANCES DES DONNEES SUR L'IMPORTATION

## SECTION 1 - FOOD, FEED, BEVERAGES AND TOBACCO

## SECTION 1 - ALIMENTS, PROVENDES, BOISSONS ET TABACS

CODE	COMMODITY MARCHANDISE		1982	1983	1984	AVE. ANNUAL GROWTH RATE (%) 1982-1985 TAUX DE CROISSANCE 1985 ANNUEL MOYEN		MAJOR COUNTRY OF EXPORT - SHARE OF IMPORT MARKET (%) 1985 PAYS EXPORTATEUR PRINCIPAL - PART DU MARCHE DES IMPORTATIONS	
06950	SOYA BEAN FLOUR FARINE DE SOYA				(CDNT-D) (SUITE)				
	QTY. IMPERIAL (LB) QUANT. IMPERIALE (LIV)		5,992,290	5,537,995	5,997,910	5,550,860	-2		
	VALUE (\$000) VALEUR (\$000)		2,481	2,313	2,956	2,070	-6	UNITED STATES ETATS-UNIS	100
06999	FARINACEOUS SUBSTANCES N E S SUBSTANCES FARINEUSES N D A								
	QTY. METRIC (KG) QUANT. METRIQUE (KG)		929,860	910,771	1,657,920	1,968,498	28		
	QTY. IMPERIAL (LB) QUANT. IMPERIALE (LIV)		2,050,000	2,007,917	3,655,107	4,339,818	28		
	VALUE (\$000) VALEUR (\$000)		1,614	2,294	2,996	2,892	21	UNITED STATES ETATS-UNIS	41
07212	CHERRIES, FROZEN CERISES CONGELEES								
	QTY. METRIC (KG) QUANT. METRIQUE (KG)		260,032	437,885	698,252	184,023	-11		
	QTY. IMPERIAL (LB) QUANT. IMPERIALE (LIV)		573,276	965,377	1,539,391	405,704	-11		
	VALUE (\$000) VALEUR (\$000)		326	745	1,273	290	-4	UNITED STATES ETATS-UNIS	81
07278	STRAWBERRIES, FROZEN FRAISES CONGELEES								
	QTY. METRIC (KG) QUANT. METRIQUE (KG)		6,679,380	5,546,884	5,272,669	4,893,681	-10		
	QTY. IMPERIAL (LB) QUANT. IMPERIALE (LIV)		14,725,590	12,228,849	11,624,306	10,788,776	-10		
	VALUE (\$000) VALEUR (\$000)		10,481	7,615	6,105	5,134	-21	MEXICO MEXIQUE	49
07299	FRUITS AND BERRIES, FROZEN N E S FRUITS ET BAIES CONGELES N D A								
	QTY. METRIC (KG) QUANT. METRIQUE (KG)		4,058,938	3,143,574	4,489,791	5,016,890	7		
	QTY. IMPERIAL (LB) QUANT. IMPERIALE (LIV)		8,948,474	6,930,431	9,898,347	11,060,408	7		
	VALUE (\$000) VALEUR (\$000)		5,971	4,394	5,623	7,314	7	UNITED STATES ETATS-UNIS	82
07399	FRUITS AND BERRIES, DRIED N E S FRUITS ET BAIES SECHES N D A								
	QTY. METRIC (KG) QUANT. METRIQUE (KG)		1,617,659	1,437,164	1,265,907	1,243,037	-8		
	QTY. IMPERIAL (LB) QUANT. IMPERIALE (LIV)		3,566,346	3,168,420	2,790,862	2,740,441	-8		
	VALUE (\$000) VALEUR (\$000)		3,791	3,927	4,138	3,838	0	UNITED STATES ETATS-UNIS	61
07459	FRUIT JUICES, NOT CONCENTRATED NES JUS DE FRUITS NDN CONCENTRES N D A								
	QTY. METRIC (KG) QUANT. METRIQUE (KG)		16,160,637	12,930,924	16,248,895	17,886,188	4		

SEE EXPLANATORY NOTES / VOIR NOTES EXPLICATIVES

## IMPORT DATA TRENDS - TENDANCES DES DONNEES SUR L'IMPORTATION

## SECTION 1 - FOOD, FEED, BEVERAGES AND TOBACCO

## SECTION 1 - ALIMENTS, PROVENDES, BOISSONS ET TABACS

CODE	COMMODITY MARCHANDISE	1982	1983	1984	AVE. ANNUAL GROWTH RATE (%) 1982-1985 TAUX DE CROISSANCE ANNUEL MOYEN		MAJOR COUNTRY OF EXPORT - SHARE OF IMPORT MARKET (%) 1985 PAYS EXPORTATEUR PRINCIPAL - PART DU MARCHE DES IMPORTATIONS	
					1985	ANNUEL MOYEN		
07459	FRUIT JUICES, NOT CONCENTRATED NES JUS DE FRUITS NON CONCENTRES N D A			(CONT-D) (SUITE)				
	QTY. IMPERIAL (LB) QUANT. IMPERIALE (LIV)	35,628,293	28,507,956	35,822,868	39,432,500	4		
	VALUE (\$000) VALEUR (\$000)	8,483	6,582	8,156	8,845	1	UNITED STATES ETATS-UNIS	67
07459-32	GRAPE JUICE, NOT CONCENTRATED EXC CANNED JUS DE RAISIN NON CONCENTRE, SAUF EN BOITE							
	QTY. METRIC (KG) QUANT. METRIQUE (KG)	12,078,495	8,412,935	10,752,540	10,160,812	-6		
	QTY. IMPERIAL (LB) QUANT. IMPERIALE (LIV)	26,628,662	18,547,443	23,705,416	22,400,874	-6		
	VALUE (\$000) VALEUR (\$000)	5,892	3,993	5,109	4,866	-6	UNITED STATES ETATS-UNIS	74
07499	BLENDED FRUIT JUICES, NOT CONC. JUS DE FRUITS MELANGES, NON CONC.							
	QTY. METRIC (KG) QUANT. METRIQUE (KG)	1,117,487	1,082,022	1,365,608	3,061,740	39		
	QTY. IMPERIAL (LB) QUANT. IMPERIALE (LIV)	2,463,651	2,385,463	3,010,666	6,750,016	39		
	VALUE (\$000) VALEUR (\$000)	745	710	911	1,792	33	UNITED STATES ETATS-UNIS	90
07518	GRAPE JUICE CONCENTRATES, NOT FROZ. JUS DE RAISIN CONCENTRE NON CONGELE							
	QTY. METRIC (KG) QUANT. METRIQUE (KG)	4,514,109	5,053,691	6,364,127	6,157,407	11		
	QTY. IMPERIAL (LB) QUANT. IMPERIALE (LIV)	9,951,959	11,141,540	14,030,572	13,574,830	11		
	VALUE (\$000) VALEUR (\$000)	4,744	5,118	5,860	5,211	3	UNITED STATES ETATS-UNIS	42
07518-31	GRAPE JUICE CONCENTRATES, NOT FROZEN, EXC CND JUS DE RAISIN CONC NON CONGELE, SAUF EN BOITE							
	QTY. METRIC (LITRE) QUANT. METRIQUE (LITRE)	2,944,757	3,303,084	4,062,786	4,045,529	11		
	QTY. IMPERIAL (GAL) QUANT. IMPERIALE (GALL)	647,756	726,577	893,688	889,892	11		
	VALUE (\$000) VALEUR (\$000)	3,933	4,176	4,486	4,162	2	UNITED STATES ETATS-UNIS	48
07540	APPLE JUICE CONCENTRATES NOT FROZEN JUS DE POMME CONCENTRE, NON CONGELE							
	QTY. METRIC (KG) QUANT. METRIQUE (KG)	13,267,478	13,403,501	15,115,524	17,362,548	9		
	QTY. IMPERIAL (LB) QUANT. IMPERIALE (LIV)	29,249,936	29,549,815	33,324,200	38,278,065	9		
	VALUE (\$000) VALEUR (\$000)	19,875	15,979	18,894	18,515	-2	AUSTRIA AUTRICHE	35
07559-31	APPLE JUICE CONCENTRATES, NOT FROZEN, EXC CND JUS DE POMME CONC NON CONGELE, SAUF EN BOITE							
	QTY. METRIC (KG) QUANT. METRIQUE (KG)	12,999,902	13,063,391	14,078,144	16,345,187	8		
	QTY. IMPERIAL (LB) QUANT. IMPERIALE (LIV)	28,660,027	28,799,998	31,037,156	36,035,157	8		
	VALUE (\$000) VALEUR (\$000)	19,532	15,566	17,706	17,441	-4	AUSTRIA AUTRICHE	34

SEE EXPLANATORY NOTES / VOIR NOTES EXPLICATIVES

## IMPORT DATA TRENDS - TENDANCES DES DONNEES SUR L'IMPORTATION

## SECTION 1 - FOOD, FEED, BEVERAGES AND TOBACCO

## SECTION 1 - ALIMENTS, PROVENDES, BOISSONS ET TABACS

CODE	COMMODITY MARCHANDISE		1982	1983	1984	AVE. ANNUAL GROWTH RATE (%) 1982-1985		MAJOR COUNTRY OF EXPORT - SHARE OF IMPORT MARKET (%) 1985	
						1985	ANNUAL MOYEN	PAYS EXPORTATEUR PRINCIPAL - PART DU MARCHE DES IMPORTATIONS	
07558	FRUIT JUICE CONCENTRATES, FROZ. NES JUS DE FRUITS CONC., CONGELE N D A								
	QTY. METRIC (KG)	QUANT. METRIQUE (KG)	4,246,554	5,184,084	6,331,836	9,110,745	29		
	QTY. IMPERIAL (LB)	QUANT. IMPERIALE (LIV)	9,362,099	11,429,009	13,959,382	20,085,860	29		
	VALUE (\$000)	VALEUR (\$000)	7,681	9,125	11,333	13,658	21	UNITED STATES	82
07558-24	BLENDED FRUIT JUICE CONCENTRATES, FROZEN, CND JUS DE FRUITS MEL CONCENTRE CONGELE, EN BOITE								
	QTY. METRIC (KG)	QUANT. METRIQUE (KG)	1,583,366	2,238,569	2,079,117	3,147,539	25		
	QTY. IMPERIAL (LB)	QUANT. IMPERIALE (LIV)	3,490,742	4,935,225	4,583,693	6,939,172	25		
	VALUE (\$000)	VALEUR (\$000)	2,929	3,772	4,018	4,003	11	UNITED STATES	100
07558-39	FRUIT JUICE CONCENTRATES, FROZEN, EXC CND NES JUS DE FRUITS CONC CONGELE SF EN BOITE NDA								
	QTY. METRIC (KG)	QUANT. METRIQUE (KG)	527,153	697,061	1,184,858	2,325,781	63		
	QTY. IMPERIAL (LB)	QUANT. IMPERIALE (LIV)	1,162,180	1,536,764	2,612,179	5,127,497	63		
	VALUE (\$000)	VALEUR (\$000)	1,093	1,449	2,264	3,747	50	UNITED STATES	67
07559	FRUIT JUICE CONC., NOT FROZEN N E S JUS DE FRUITS CDNC. NON CONGELE NDA								
	QTY. METRIC (KG)	QUANT. METRIQUE (KG)	2,846,943	2,351,892	3,613,122	4,179,358	14		
	QTY. IMPERIAL (LB)	QUANT. IMPERIALE (LIV)	6,276,467	5,185,061	7,965,613	9,213,956	14		
	VALUE (\$000)	VALEUR (\$000)	3,434	2,979	4,436	6,331	22	UNITED STATES	68
07559-39	FRUIT JUICE CONCENTRATES, NOT FZ, EXC CND NES JUS DE FRUITS CONCENTRE NON CONGELE, SAUF EN BOITE, NDA								
	QTY. METRIC (KG)	QUANT. METRIQUE (KG)	1,992,748	1,320,379	1,450,164	2,678,313	10		
	QTY. IMPERIAL (LB)	QUANT. IMPERIALE (LIV)	4,393,280	2,910,952	3,197,080	5,904,700	10		
	VALUE (\$000)	VALEUR (\$000)	2,637	2,098	2,566	4,431	19	UNITED STATES	63
07612	CHERRIES IN LIQUID PRESER NOT CANNO CERISES EN SOLUTION, NON EN BOITE								
	QTY. METRIC (KG)	QUANT. METRIQUE (KG)	3,046,096	4,092,870	4,107,654	4,321,480	12		
	QTY. IMPERIAL (LB)	QUANT. IMPERIALE (LIV)	6,715,528	9,023,282	9,055,874	9,527,282	12		
	VALUE (\$000)	VALEUR (\$000)	4,313	5,316	5,542	6,092	12	UNITED STATES	47
07612-20	CHERRIES, SWEET, IN LIQ PRESV, NOT CANNED CERISES SUCREES DANS LIQ PRESERV NON EN BOITE								
	QTY. METRIC (KG)	QUANT. METRIQUE (KG)	706,122	1,978,310	2,761,369	3,217,926	65		
	QTY. IMPERIAL (LB)	QUANT. IMPERIALE (LIV)	1,556,741	4,361,449	6,087,808	7,094,350	65		



## IMPORT DATA TRENDS - TENDANCES DES DONNEES SUR L'IMPORTATION

## SECTION 1 - FOOD, FEED, BEVERAGES AND TOBACCO

## SECTION 1 - ALIMENTS, PROVENDES, BOISSONS ET TABACS

CODE	COMMODITY MARCHANDISE	1982	1983	1984	AVE. ANNUAL GRWTH RATE (%) 1982-1985 TAUX DE CROISSANCE ANNUEL MOYEN		MAJOR COUNTRY OF EXPRT - SHARE OF IMPORT MARKET (%) 1985 PAYS EXPRTATEUR PRINCIPAL - PART DU MARCHE DES IMPORTATIONS	
					1985	ANNUEL MOYEN		
07612-20	CHERRIES, SWEET, IN LIQ PRESV. NOT CANNED CERISES SUCREES DANS LIQ PRESERV NDN EN BOITE			(CDNT-D) (SUITE)				
	VALUE (\$000) VALEUR (\$000)	1,152	2,560	3,697	4,770	60	UNITED STATES ETATS-UNIS	55
07659	FRUITS IN LIQ PRESER NOT CANNED NES FRUITS EN SDLUTION NDN EN BOITE NDA							
	QTY. METRIC (KG) QUANT. METRIQUE (KG)	5,646,870	5,512,458	5,748,663	5,917,545	2		
	QTY. IMPERIAL (LB) QUANT. IMPERIALE (LIV)	12,449,282	12,152,954	12,673,698	13,046,022	2		
	VALUE (\$000) VALEUR (\$000)	4,367	4,030	4,175	5,327	7	UNITED STATES ETATS-UNIS	58
07699	FRUITS, PRESERVED, NOT CANNED NES FRUITS EN CDNSERVE NDN EN BOITE NDA							
	QTY. METRIC (KG) QUANT. METRIQUE (KG)	2,458,953	3,114,762	3,879,639	4,189,663	19		
	QTY. IMPERIAL (LB) QUANT. IMPERIALE (LIV)	5,421,092	6,866,911	8,553,185	9,236,675	19		
	VALUE (\$000) VALEUR (\$000)	4,226	5,201	6,665	8,063	24	UNITED STATES ETATS-UNIS	66
07803	APPLES, CANNED POMMES EN BDITE							
	QTY. METRIC (KG) QUANT. METRIQUE (KG)	657,712	815,885	779,542	648,436	0		
	QTY. IMPERIAL (LB) QUANT. IMPERIALE (LIV)	1,450,014	1,798,728	1,718,605	1,429,565	0		
	VALUE (\$000) VALEUR (\$000)	390	586	636	423	3	PEOPLE R CHINA REP. POP. CHINE	44
07806	APRICDTS, CANNED ABRICDTS EN BOITE							
	QTY. METRIC (KG) QUANT. METRIQUE (KG)	2,146,225	2,339,965	2,449,294	1,443,094	-12		
	QTY. IMPERIAL (LB) QUANT. IMPERIALE (LIV)	4,731,642	5,158,767	5,399,798	3,181,495	-12		
	VALUE (\$000) VALEUR (\$000)	1,648	1,846	1,942	1,233	-9	SPAIN ESPAGNE	44
07892	JAMS, JELLIES AND PRESERVES, CANNED CONFITURES, GELEES, CDNS. EN BDITE							
	QTY. METRIC (KG) QUANT. METRIQUE (KG)	1,828,990	2,942,102	4,993,726	6,787,248	54		
	QTY. IMPERIAL (LB) QUANT. IMPERIALE (LIV)	4,032,254	6,486,258	11,009,339	14,963,399	54		
	VALUE (\$000) VALEUR (\$000)	3,494	4,911	7,066	9,594	40	UNITED KINGDOM ROYAUME-UNI	22
07892-20	JAMS, CANNED, EXCEPT INFANT FOODS CONFITURES EN BOITE, SAUF ALIMENTS POUR BEBES							
	QTY. METRIC (KG) QUANT. METRIQUE (KG)	1,175,408	2,104,010	3,908,566	5,268,548	64		
	QTY. IMPERIAL (LB) QUANT. IMPERIALE (LIV)	2,591,344	4,638,573	8,616,959	11,615,220	64		

## IMPORT DATA TRENDS - TENDANCES DES DONNEES SUR L'IMPORTATION

## SECTION 1 - FOOD, FEED, BEVERAGES AND TOBACCO

## SECTION 1 - ALIMENTS, PROVENDES, BOISSONS ET TABACS

CODE	COMMODITY MARCHANDISE	1982	1983	1984	1985	AVE. ANNUAL GROWTH RATE (%) 1982-1985	MAJOR COUNTRY OF EXPORT - SHARE OF IMPORT MARKET (%) 1985	
						TAUX DE CROISSANCE ANNUEL MOYEN	PAYS EXPORTATEUR PRINCIPAL - PART DU MARCHE DES IMPORTATIONS	
07892-20	JAMS, CANNED, EXCEPT INFANT FOODS CONFITURES EN BOITE, SAUF ALIMENTS POUR BEBES			(CONT-D) (SUITE)				
	VALUE (\$000) VALEUR (\$000)	2,278	3,295	5,071	7,005	45	UNITED KINGDOM ROYAUME-UNI	20
07894	MARMALADES, CANNED MARMELADE EN BOITE							
	QTY. METRIC (KG) QUANT. METRIQUE (KG)	575,332	927,109	571,555	1,100,437	24		
	QTY. IMPERIAL (LB) QUANT. IMPERIALE (LIV)	1,268,386	2,043,937	2,141,926	2,426,061	24		
	VALUE (\$000) VALEUR (\$000)	1,052	1,557	1,797	2,031	24	UNITED KINGDOM ROYAUME-UNI	75
07899	FRUITS AND PRODUCTS, CANNED N E S FRUITS ET PRODUITS EN BOITE N D A							
	QTY. METRIC (KG) QUANT. METRIQUE (KG)	3,483,410	3,102,995	3,720,482	5,016,382	13		
	QTY. IMPERIAL (LB) QUANT. IMPERIALE (LIV)	7,679,644	6,840,969	8,202,301	11,059,288	13		
	VALUE (\$000) VALEUR (\$000)	4,704	4,411	5,339	7,415	16	UNITED STATES ETATS-UNIS	32
07899-29	FRUIT /EXC BERRIES/ CANNED NES FRUITS (SAUF BAIES) EN BOITE NDA							
	QTY. METRIC (KG) QUANT. METRIQUE (KG)	1,270,848	1,125,326	1,387,477	1,716,323	10		
	QTY. IMPERIAL (LB) QUANT. IMPERIALE (LIV)	2,801,754	2,480,933	3,058,866	3,783,864	10		
	VALUE (\$000) VALEUR (\$000)	1,935	1,914	2,216	3,210	18	JAMAICA JAMAIQUE	61
09399	VEGETABLES, DRIED N E S LEGUMES SECHES N D A							
	QTY. METRIC (KG) QUANT. METRIQUE (KG)	6,963,259	6,495,494	7,743,390	8,161,539	5		
	QTY. IMPERIAL (LB) QUANT. IMPERIALE (LIV)	15,351,438	14,320,187	17,071,342	17,993,208	5		
	VALUE (\$000) VALEUR (\$000)	16,385	16,674	20,621	20,044	7	UNITED STATES ETATS-UNIS	65
09399-30	ONIONS, DRIED OIGNONS SECHES							
	QTY. METRIC (KG) QUANT. METRIQUE (KG)	2,997,049	2,453,222	3,254,637	2,958,409	0		
	QTY. IMPERIAL (LB) QUANT. IMPERIALE (LIV)	6,607,396	5,408,457	7,175,416	6,522,210	0		
	VALUE (\$000) VALEUR (\$000)	7,915	6,750	8,071	7,817	0	UNITED STATES ETATS-UNIS	95
09499	VEGETABLES, PRESVD., NOT CANNED NES LEGUMES EN CONS. NON EN BOITE N D A							
	QTY. METRIC (KG) QUANT. METRIQUE (KG)	3,282,678	3,265,442	3,928,171	4,053,858	7		
	QTY. IMPERIAL (LB) QUANT. IMPERIALE (LIV)	7,237,104	7,199,106	8,660,181	8,937,295	7		
	VALUE (\$000) VALEUR (\$000)	3,773	3,777	5,126	5,273	12	UNITED STATES ETATS-UNIS	65

## IMPORT DATA TRENDS - TENDANCES DES DONNEES SUR L'IMPORTATION

## SECTION 1 - FOOD, FEED, BEVERAGES AND TOBACCO

## SECTION 1 - ALIMENTS, PROVENDES, BOISSONS ET TABACS

CODE	COMMODITY MARCHANDISE		1982	1983	1984	AVE. ANNUAL GROWTH RATE (%) 1982-1985 TAUX DE CROISSANCE 1985 ANNUEL MOYEN	MAJOR COUNTRY OF EXPORT - SHARE OF IMPORT MARKET (%) 1985 PAYS EXPORTATEUR PRINCIPAL - PART DU MARCHE DES IMPORTATIONS	
09505	ASPARAGUS, CANNED ASPERGES EN BOITE							
	QTY. METRIC (KG)		328,844	222,959	470,472	301,392	-3	
	QUANT. METRIQUE (KG)							
	QTY. IMPERIAL (LB)		724,980	491,543	1,037,219	664,459	-3	
	QUANT. IMPERIALE (LIV)							
	VALUE (\$000)		641	479	1,087	624	-1	TAIWAN 87
	VALEUR (\$000)							TAIWAN
09512	BEANS, BAKED, CANNED FEVES CUITES EN BOITE							
	QTY. METRIC (KG)		137,817	110,317	221,281	278,072	26	
	QUANT. METRIQUE (KG)							
	QTY. IMPERIAL (LB)		303,836	243,209	487,844	613,048	26	
	QUANT. IMPERIALE (LIV)							
	VALUE (\$000)		95	74	174	205	29	UNITED STATES 85
	VALEUR (\$000)							ETATS-UNIS
09513	BEANS, CANNED N E S HARICOTS EN BOITE N D A							
	QTY. METRIC (KG)		1,834,474	1,648,677	1,708,636	1,138,380	-15	
	QUANT. METRIQUE (KG)							
	QTY. IMPERIAL (LB)		4,044,344	3,634,729	3,766,918	2,509,711	-15	
	QUANT. IMPERIALE (LIV)							
	VALUE (\$000)		1,042	1,027	1,098	746	-10	UNITED STATES 51
	VALEUR (\$000)							ETATS-UNIS
09535	CARROTS, CANNED CAROTTES EN BOITE							
	QTY. METRIC (KG)		847,940	926,330	1,319,133	1,460,755	20	
	QUANT. METRIQUE (KG)							
	QTY. IMPERIAL (LB)		1,869,397	2,042,218	2,908,206	3,220,430	20	
	QUANT. IMPERIALE (LIV)							
	VALUE (\$000)		633	656	941	1,082	19	NETHERLANDS 61
	VALEUR (\$000)							PAYS-BAS
09550	CORN, CANNED MAIS EN BOITE							
	QTY. METRIC (KG)		1,502,597	2,205,286	1,933,242	1,474,986	-1	
	QUANT. METRIQUE (KG)							
	QTY. IMPERIAL (LB)		3,312,676	4,861,848	4,262,092	3,251,804	-1	
	QUANT. IMPERIALE (LIV)							
	VALUE (\$000)		1,256	1,919	1,786	1,348	2	TAIWAN 67
	VALEUR (\$000)							TAIWAN
09577	PIMENTOS, CANNED PIMENTS EN BOITE							
	QTY. METRIC (KG)		1,113,318	1,022,979	1,167,806	1,003,539	-3	
	QUANT. METRIQUE (KG)							
	QTY. IMPERIAL (LB)		2,454,458	2,255,295	2,574,584	2,212,437	-3	
	QUANT. IMPERIALE (LIV)							
	VALUE (\$000)		984	890	1,035	1,049	2	UNITED STATES 64
	VALEUR (\$000)							ETATS-UNIS

## IMPORT DATA TRENDS - TENDANCES DES DONNEES SUR L'IMPORTATION

## SECTION 1 - FOOD, FEED, BEVERAGES AND TOBACCO

## SECTION 1 - ALIMENTS, PROVENDES, BOISSONS ET TABACS

CODE	COMMODITY MARCHANDISE		1982	1983	1984	1985	AVE. ANNUAL	MAJOR COUNTRY OF EXPORT	
							GROWTH RATE (%) 1982-1985 TAUX DE CROISSANCE ANNUEL MOYEN	- SHARE OF IMPORT MARKET (%) 1985 PAYS EXPORTATEUR PRINCIPAL - PART DU MARCHE DES IMPORTATIONS	
09582	POTATOES, CANNED POMMES DE TERRE EN BOITE								
	QTY. METRIC (KG)		444,279	227,093	379,708	372,518	-6		
	QUANT. METRIQUE (KG)								
	QTY. IMPERIAL (LB)		979,472	500,656	837,118	821,265	-6		
	QUANT. IMPERIALE (LIV)								
	VALUE (\$000)		229	146	244	224	-1	BELGIUM-LUXEMB	70
	VALEUR (\$000)							BELGIQUE-LUX.	
09590	TOMATO JUICE, CANNED JUS DE TOMATE EN BOITE								
	QTY. METRIC (KG)		618,287	366,262	210,331	203,353	-31		
	QUANT. METRIQUE (KG)								
	QTY. IMPERIAL (LB)		1,363,096	807,473	463,703	448,320	-31		
	QUANT. IMPERIALE (LIV)								
	VALUE (\$000)		226	171	95	86	-27	UNITED STATES	100
	VALEUR (\$000)							ETATS-UNIS	
09593	TOMATOES, CANNED N E S TOMATE EN BOITE N D A								
	QTY. METRIC (KG)		35,071,191	22,233,704	27,994,143	30,417,138	-4		
	QUANT. METRIQUE (KG)								
	QTY. IMPERIAL (LB)		77,319,144	49,017,184	61,716,844	67,058,662	-4		
	QUANT. IMPERIALE (LIV)								
	VALUE (\$000)		18,874	12,366	15,630	14,659	-8	SPAIN	34
	VALEUR (\$000)							ESPAGNE	
09599	VEGETABLES & VEG JUICES, CANNED NES LEGUMES ET JUS EN BOITE N D A								
	QTY. METRIC (KG)		7,827,303	7,341,633	8,382,545	8,780,277	4		
	QUANT. METRIQUE (KG)								
	QTY. IMPERIAL (LB)		17,256,340	16,185,615	18,480,444	19,357,298	4		
	QUANT. IMPERIALE (LIV)								
	VALUE (\$000)		9,210	8,390	10,215	10,921	4	UNITED STATES	21
	VALEUR (\$000)							ETATS-UNIS	
09925	PICKLES AND RELISHES MARINADES ET CONDIMENTS								
	QTY. METRIC (KG)		3,594,455	3,757,144	4,435,048	5,906,424	18		
	QUANT. METRIQUE (KG)								
	QTY. IMPERIAL (LB)		7,924,458	8,283,129	9,777,660	13,021,504	18		
	QUANT. IMPERIALE (LIV)								
	VALUE (\$000)		3,925	4,418	5,059	5,258	17	UNITED STATES	57
	VALEUR (\$000)							ETATS-UNIS	
09925-20	PICKLES MARINADES								
	QTY. METRIC (KG)		3,258,498	3,455,543	4,006,807	5,119,028	16		
	QUANT. METRIQUE (KG)								
	QTY. IMPERIAL (LB)		7,183,796	7,618,207	8,833,543	11,285,583	16		
	QUANT. IMPERIALE (LIV)								
	VALUE (\$000)		3,485	3,838	4,289	5,402	16	UNITED STATES	60
	VALEUR (\$000)							ETATS-UNIS	

## IMPORT DATA TRENDS - TENDANCES DES DONNEES SUR L'IMPORTATION

## SECTION 1 - FOOD, FEED, BEVERAGES AND TOBACCO

## SECTION 1 - ALIMENTS, PROVENDES, BOISSONS ET TABACS

CODE	COMMODITY MARCHANDISE		1982	1983	1984	AVE. ANNUAL GROWTH RATE (%) 1982-1985 TAUX DE CROISSANCE 1985 ANNUEL MOYEN		MAJOR COUNTRY OF EXPORT - SHARE OF IMPORT MARKET (%) 1985 PAYS EXPORTATEUR PRINCIPAL - PART DU MARCHÉ DES IMPORTATIONS	
09940	KETCHUP KETSUP DU CATSUP								
	QTY. METRIC (KG)	(KG)	235.814	237.424	338.468	446.144	23		
	QUANT. METRIQUE (KG)	(KG)							
	QTY. IMPERIAL (LB)	(LB)	519.883	523.433	746.199	983.585	23		
	QUANT. IMPERIALE (LIV)	(LIV)							
	VALUE (\$000)	(\$000)	260	225	272	345	10	UNITED STATES	94
	VALEUR (\$000)	(\$000)						ETATS-UNIS	
09960	SOYA SAUCE SAUCE DE SOYA								
	QTY. METRIC (KG)	(KG)	2,886,601	3,347,183	3,318,343	3,711,289	9		
	QUANT. METRIQUE (KG)	(KG)							
	QTY. IMPERIAL (LB)	(LB)	6,363,899	7,379,313	7,315,732	8,182,034	9		
	QUANT. IMPERIALE (LIV)	(LIV)							
	VALUE (\$000)	(\$000)	1,927	2,328	2,596	2,865	14	UNITED STATES	40
	VALEUR (\$000)	(\$000)						ETATS-UNIS	
09970	SAUCES N E S SAUCES N D A								
	QTY. METRIC (KG)	(KG)	6,343,187	7,395,358	7,928,590	8,208,843	9		
	QUANT. METRIQUE (KG)	(KG)							
	QTY. IMPERIAL (LB)	(LB)	13,984,406	16,304,059	17,479,641	18,097,496	9		
	QUANT. IMPERIALE (LIV)	(LIV)							
	VALUE (\$000)	(\$000)	10,268	12,562	14,417	15,593	15	UNITED STATES	61
	VALEUR (\$000)	(\$000)						ETATS-UNIS	
09999	DRESSINGS AND SPREADS N E S ASSAISONNEMENTS ET TARTINAGE N D A								
	QTY. METRIC (KG)	(KG)	2,579,116	2,795,795	3,326,769	3,664,810	12		
	QUANT. METRIQUE (KG)	(KG)							
	QTY. IMPERIAL (LB)	(LB)	5,686,007	6,163,705	7,334,308	8,079,565	12		
	QUANT. IMPERIALE (LIV)	(LIV)							
	VALUE (\$000)	(\$000)	3,481	3,980	5,361	6,133	21	UNITED STATES	73
	VALEUR (\$000)	(\$000)						ETATS-UNIS	
09999-31	MAYONNAISE AND SALAD DRESSINGS MAYONNAISE ET VINAIGRETTES								
	QTY. METRIC (KG)	(KG)	1,136,305	1,293,566	1,606,823	2,093,578	22		
	QUANT. METRIQUE (KG)	(KG)							
	QTY. IMPERIAL (LB)	(LB)	2,505,137	2,851,839	3,542,456	4,615,574	22		
	QUANT. IMPERIALE (LIV)	(LIV)							
	VALUE (\$000)	(\$000)	1,556	1,913	2,932	3,752	34	UNITED STATES	94
	VALEUR (\$000)	(\$000)						ETATS-UNIS	
10139	REFINED SUGAR, CANE AND BEET SUCRE RAFFINE DE CANNE DE BETTERAVE								
	QTY. METRIC (TONNE)	(TONNE)	3,298	18,766	31,768	99,633	208		
	QUANT. METRIQUE (TONNE)	(TONNE)							
	QTY. IMPERIAL (CWT)	(CWT)	72,697	413,707	700,352	2,196,490	208		
	QUANT. IMPERIALE (QTL)	(QTL)							
	VALUE (\$000)	(\$000)	1,864	7,807	11,853	27,100	142	UNITED STATES	89
	VALEUR (\$000)	(\$000)						ETATS-UNIS	
10139-21	SUGAR /SUCROSE/ GRANULATED, EXC CUBED SUCRE GRANULE (SACCHAROSE) SAUF EN CUBES								
	QTY. METRIC (TONNE)	(TONNE)	1,974	11,194	19,861	49,288	189		
	QUANT. METRIQUE (TONNE)	(TONNE)							

SEE EXPLANATORY NOTES / VOIR NOTES EXPLICATIVES

## IMPORT DATA TRENDS - TENDANCES DES DONNEES SUR L'IMPORTATION

## SECTION 1 - FOOD, FEED, BEVERAGES AND TOBACCO

## SECTION 1 - ALIMENTS, PROVENDES, BOISSONS ET TABACS

CODE	COMMODITY MARCHANDISE	1982	1983	1984	AVE. ANNUAL GROWTH RATE (%) 1982-1985 TAUX DE CROISSANCE ANNUEL MOYEN		MAJOR COUNTRY OF EXPORT - SHARE OF IMPORT MARKET (%) 1985 PAYS EXPORTATEUR PRINCIPAL - PART DU MARCHE DES IMPORTATIONS		
					1985	ANNUEL MOYEN			
10139-21	SUGAR /SUCROSE/ GRANULATED, EXC CUBED SUCRE GRANULE (SACCHAROSE) SAUF EN CUBES			(CONT-D) (SUITE)					
	QTY. IMPERIAL (CWT) QUANT. IMPERIALE (QTL)	43,527	246,776	437,847	1,086,594	189			
	VALUE (\$000) VALEUR (\$000)	958	3,965	7,493	14,050	143	UNITED STATES ETATS-UNIS	84	
10139-29	REFINED SUGAR, CANE AND BEET NES SUCRE DE CANNE ET DE BETTERAVE RAFFINE, NDA								
	QTY. METRIC (TONNE) QUANT. METRIQUE (TONNE)	190	4,565	3,505	28,380	422			
	QTY. IMPERIAL (CWT) QUANT. IMPERIALE (QTL)	4,183	100,650	77,278	625,665	422			
	VALUE (\$000) VALEUR (\$000)	185	2,137	1,114	7,728	243	UNITED STATES ETATS-UNIS	97	
10142	GLUCOSE SYRUP (FOOD GRADE) SIROP GLUCOSE, CONSOMMATION HUMAINE								
	QTY. METRIC (TONNE) QUANT. METRIQUE (TONNE)	5,767	6,256	7,707	5,106	-4			
	QTY. IMPERIAL (CWT) QUANT. IMPERIALE (QTL)	127,148	137,921	169,902	112,564	-4			
	VALUE (\$000) VALEUR (\$000)	2,419	2,498	3,169	2,014	-6	UNITED STATES ETATS-UNIS	91	
10145	DEXTROSE DEXTROSE								
	QTY. METRIC (TONNE) QUANT. METRIQUE (TONNE)	18,646	24,634	34,061	25,004	10			
	QTY. IMPERIAL (CWT) QUANT. IMPERIALE (QTL)	411,057	543,085	750,912	551,235	10			
	VALUE (\$000) VALEUR (\$000)	9,635	12,262	18,263	13,907	13	UNITED STATES ETATS-UNIS	66	
10148	REFINED SUGARS N E S SUCRE RAFFINE N D A								
	QTY. METRIC (TONNE) QUANT. METRIQUE (TONNE)	4,292	9,513	11,822	9,179	29			
	QTY. IMPERIAL (CWT) QUANT. IMPERIALE (QTL)	94,614	209,726	260,621	202,369	29			
	VALUE (\$000) VALEUR (\$000)	3,709	5,395	6,121	4,802	9	UNITED STATES ETATS-UNIS	71	
10191	SYRUPS N E S SIROPS N D A								
	QTY. METRIC (TONNE) QUANT. METRIQUE (TONNE)	682	1,245	1,403	1,476	29			
	QTY. IMPERIAL (CWT) QUANT. IMPERIALE (QTL)	15,027	27,456	31,063	32,549	29			
	VALUE (\$000) VALEUR (\$000)	822	1,187	1,546	1,504	22	UNITED STATES ETATS-UNIS	85	
10402	BUBBLE GUM GOMME A MACHER A BULLES								
	QTY. METRIC (KG) QUANT. METRIQUE (KG)	487,546	652,356	885,748	866,424	21			

SEE EXPLANATORY NOTES / VOIR NOTES EXPLICATIVES

## IMPORT DATA TRENDS - TENDANCES DES DONNEES SUR L'IMPORTATION

## SECTION 1 - FOOD, FEED, BEVERAGES AND TOBACCO

## SECTION 1 - ALIMENTS, PROVENDES, BOISSONS ET TABACS

CODE	COMMODITY MARCHANDISE	1982	1983	1984	AVE. ANNUAL GROWTH RATE (%) 1982-1985 TAUX DE CROISSANCE 1985 ANNUEL MOYEN		MAJOR COUNTRY OF EXPORT - SHARE OF IMPORT MARKET (%) 1985 PAYS EXPORTATEUR PRINCIPAL - PART DU MARCHÉ DES IMPORTATIONS	
10402	BUBBLE GUM GOMME A MACHER A BULLES			(CONT-D) (SUITE)				
	QTY. IMPERIAL (LB) QUANT. IMPERIALE (LIV)	1,074,861	1,438,206	1,952,750	1,910,149	21		
	VALUE (\$000) VALEUR (\$000)	849	929	1,921	2,031	33	UNITED STATES ETATS-UNIS	54
10405	CHEWING GUM N E S GOMME A MACHER N D A							
	QTY. METRIC (KG) QUANT. METRIQUE (KG)	118,729	534,650	744,756	778,133	86		
	QTY. IMPERIAL (LB) QUANT. IMPERIALE (LIV)	261,755	1,178,707	1,641,914	1,715,499	86		
	VALUE (\$000) VALEUR (\$000)	343	1,429	2,341	2,429	91	UNITED STATES ETATS-UNIS	40
10416	CHOCOLATES, PACKAGED CHOCOLATS EN PAQUET							
	QTY. METRIC (KG) QUANT. METRIQUE (KG)	1,083,859	1,802,262	3,327,965	3,395,986	46		
	QTY. IMPERIAL (LB) QUANT. IMPERIALE (LIV)	2,389,513	3,973,328	7,336,945	7,486,907	46		
	VALUE (\$000) VALEUR (\$000)	5,317	8,244	14,089	16,033	44	GERMANY WEST ALLEMAGNE, O.	30
10420	CHOCOLATE CONFECTIONERY N E S CONFISERIES AU CHOCOLAT N D A							
	QTY. METRIC (KG) QUANT. METRIQUE (KG)	11,347,575	12,948,647	18,137,412	17,951,080	16		
	QTY. IMPERIAL (LB) QUANT. IMPERIALE (LIV)	25,017,252	28,547,030	39,986,358	39,575,564	16		
	VALUE (\$000) VALEUR (\$000)	48,265	51,690	67,328	61,518	8	UNITED STATES ETATS-UNIS	31
10420-20	CHOCOLATE BARS /CONFECTIONERY/ TABLETTES DE CHOCOLAT (CONFISERIE)							
	QTY. METRIC (KG) QUANT. METRIQUE (KG)	5,528,749	6,979,227	9,981,466	10,432,624	23		
	QTY. IMPERIAL (LB) QUANT. IMPERIALE (LIV)	12,188,868	15,386,642	22,005,480	23,000,118	23		
	VALUE (\$000) VALEUR (\$000)	23,499	27,886	34,377	30,848	9	UNITED STATES ETATS-UNIS	38
10428	LICORICE CANDY REGLISSE CANDI							
	QTY. METRIC (KG) QUANT. METRIQUE (KG)	1,810,174	2,083,983	2,287,954	2,144,254	6		
	QTY. IMPERIAL (LB) QUANT. IMPERIALE (LIV)	3,990,772	4,594,419	5,044,102	4,727,295	6		
	VALUE (\$000) VALEUR (\$000)	3,314	3,425	3,660	3,273	0	UNITED KINGDOM ROYAUME-UNI	73
10435	TDFEE CAMEL							
	QTY. METRIC (KG) QUANT. METRIQUE (KG)	330,165	341,898	429,378	585,192	21		

## IMPORT DATA TRENDS - TENDANCES DES DONNEES SUR L'IMPORTATION

## SECTION 1 - FOOD, FEED, BEVERAGES AND TOBACCO

## SECTION 1 - ALIMENTS, PROVENDES, BOISSONS ET TABACS

CODE	COMMODITY MARCHANDISE	1982	1983	1984	AVE. ANNUAL GROWTH RATE (%) 1982-1985 TAUX DE CROISSANCE 1985 ANNUEL MOYEN		MAJOR COUNTRY OF EXPORT - SHARE OF IMPORT MARKET (%) 1985 PAYS EXPORTATEUR PRINCIPAL - PART DU MARCHE DES IMPORTATIONS	
10435	TOFFEE CAMEL			(CONT-D) (SUITE)				
	QTY. IMPERIAL (LB) QUANT. IMPERIALE (LIV)	727,893	753,759	946,621	1,290,135	21		
	VALUE (\$000) VALEUR (\$000)	899	918	1,259	1,457	17	UNITED KINGDOM ROYAUME-UNI	81
10449	SUGAR CANDY N E S SUCRE CANDI N D A							
	QTY. METRIC (KG) QUANT. METRIQUE (KG)	7,560,086	9,166,205	9,970,627	11,450,927	15		
	QTY. IMPERIAL (LB) QUANT. IMPERIALE (LIV)	16,667,224	20,208,128	21,981,584	25,245,105	15		
	VALUE (\$000) VALEUR (\$000)	16,257	20,805	23,594	25,915	17	UNITED STATES ETATS-UNIS	33
10475	SOFT DRINK CONCENTRATES AND SYRUPS CONCENT SIROP POUR BOISSON NON-ALC.							
	QTY. METRIC (KG) QUANT. METRIQUE (KG)	6,864,479	6,839,538	7,429,555	10,839,270	16		
	QTY. IMPERIAL (LB) QUANT. IMPERIALE (LIV)	15,133,665	15,078,679	16,379,451	23,896,625	16		
	VALUE (\$000) VALEUR (\$000)	17,826	17,097	29,599	56,494	46	PUERTO RICO PORTO RICO	75
10475-20	FRUIT ADES, CONCENTRATED, FROZEN BOISSONS AUX FRUITS CONCENTRES CONGEELES							
	QTY. METRIC (KG) QUANT. METRIQUE (KG)	4,662,697	4,349,383	3,392,527	5,240,576	4		
	QTY. IMPERIAL (LB) QUANT. IMPERIALE (LIV)	10,279,542	9,588,799	7,479,281	11,553,553	4		
	VALUE (\$000) VALEUR (\$000)	7,062	6,125	4,972	5,642	-7	UNITED STATES ETATS-UNIS	73
10499	SUGAR PREP. AND CONFECTIONERY N E S PREP. A BASE SUCRE & CONFISERIE N D A							
	QTY. METRIC (KG) QUANT. METRIQUE (KG)	9,774,231	8,122,389	9,331,974	12,844,521	9		
	QTY. IMPERIAL (LB) QUANT. IMPERIALE (LIV)	21,548,603	17,906,896	20,573,589	28,317,470	9		
	VALUE (\$000) VALEUR (\$000)	19,017	16,382	23,997	41,820	30	UNITED STATES ETATS-UNIS	78
10499-60	NUTS, CHOCOLATE COATED NOIX ENROBEES DE CHOCOLAT							
	QTY. METRIC (KG) QUANT. METRIQUE (KG)	379,800	552,884	888,767	1,160,813	45		
	QTY. IMPERIAL (LB) QUANT. IMPERIALE (LIV)	837,320	1,218,908	1,959,405	2,559,168	45		
	VALUE (\$000) VALEUR (\$000)	1,421	1,807	4,223	4,116	42	UNITED STATES ETATS-UNIS	95
11199	COCOA OR CHOCOLATE AND PREP. N E S CACAO, CHOCOLAT ET PREPARATIONS N D A							
	QTY. METRIC (KG) QUANT. METRIQUE (KG)	3,112,359	3,170,665	3,068,648	3,259,863	2		
	QTY. IMPERIAL (LB) QUANT. IMPERIALE (LIV)	6,861,613	6,990,157	6,765,246	7,186,805	2		

SEE EXPLANATORY NOTES / VOIR NOTES EXPLICATIVES



## IMPORT DATA TRENDS - TENDANCES DES DONNEES SUR L'IMPORTATION

## SECTION 1 - FOOD, FEED, BEVERAGES AND TOBACCO

## SECTION 1 - ALIMENTS, PROVENDES, BOISSONS ET TABACS

CODE	COMMODITY MARCHANDISE		1982				1983		1984		AVE. ANNUAL GROWTH RATE (%) 1982-1985 TAUX DE CROISSANCE 1985 ANNUEL MOYEN	MAJOR COUNTRY OF EXPORT - SHARE OF IMPORT MARKET (%) 1985 PAYS EXPORTATEUR PRINCIPAL - PART DU MARCHE DES IMPORTATIONS
			1982	1983	1984	1985	1986	1987				
11199	COCOA OR CHOCOLATE AND PREP. N E S CACAO, CHOCOLAT ET PREPARATIONS NDA				(CONT-D) (SUITE)							
		VALUE (\$000) VALEUR (\$000)	5,510	6,284	7,177	7,414	10				UNITED STATES ETATS-UNIS 69	
11220	COFFEE, ROASTED OR GROUND CAFE TORREFIE OU MOULU											
		QTY. METRIC (KG) QUANT. METRIQUE (KG)	7,881,915	7,914,518	7,903,038	10,527,297	10					
		QTY. IMPERIAL (LB) QUANT. IMPERIALE (LIV)	17,376,738	17,448,616	17,423,307	23,208,838	10					
		VALUE (\$000) VALEUR (\$000)	53,193	52,167	57,285	73,309	11				UNITED STATES ETATS-UNIS 90	
11220-21	COFFEE, ROASTED OR GROUND, DECAFFEINATED CAFE TORREFIE OU MOULU DECAFEINE											
		QTY. METRIC (KG) QUANT. METRIQUE (KG)	403,274	310,607	440,316	710,470	21					
		QTY. IMPERIAL (LB) QUANT. IMPERIALE (LIV)	889,071	684,774	970,735	1,566,327	21					
		VALUE (\$000) VALEUR (\$000)	2,876	2,096	3,261	5,048	21				UNITED STATES ETATS-UNIS 73	
11220-25	COFFEE, ROASTED OR GROUND, EXC DECAFFEINATED CAFE TORREFIE OU MOULU NON DECAFEINE											
		QTY. METRIC (KG) QUANT. METRIQUE (KG)	7,478,641	7,603,911	7,462,722	9,816,827	9					
		QTY. IMPERIAL (LB) QUANT. IMPERIALE (LIV)	16,487,667	16,763,842	16,452,572	21,642,511	9					
		VALUE (\$000) VALEUR (\$000)	50,257	50,071	54,024	68,261	11				UNITED STATES ETATS-UNIS 92	
11230	INSTANT COFFEE CAFE INSTANTANE											
		QTY. METRIC (KG) QUANT. METRIQUE (KG)	4,952,011	4,295,733	4,014,377	5,342,297	3					
		QTY. IMPERIAL (LB) QUANT. IMPERIALE (LIV)	10,917,372	9,470,519	8,850,233	11,777,810	3					
		VALUE (\$000) VALEUR (\$000)	55,191	50,465	48,957	55,739	0				BRAZIL BRESIL 39	
11230-21	INSTANT COFFEE, DECAFFEINATED CAFE SOLUBLE DECAFEINE											
		QTY. METRIC (KG) QUANT. METRIQUE (KG)	705,449	690,994	871,115	1,189,501	19					
		QTY. IMPERIAL (LB) QUANT. IMPERIALE (LIV)	1,555,256	1,523,390	1,920,489	2,622,415	19					
		VALUE (\$000) VALEUR (\$000)	10,788	9,964	13,964	16,523	15				UNITED STATES ETATS-UNIS 41	
11230-25	INSTANT COFFEE, EXCEPT DECAFFEINATED CAFE SOLUBLE SAUF DECAFEINE											
		QTY. METRIC (KG) QUANT. METRIQUE (KG)	4,246,582	3,604,738	3,143,263	4,152,796	-1					
		QTY. IMPERIAL (LB) QUANT. IMPERIALE (LIV)	9,362,116	7,947,129	6,929,744	9,155,395	-1					
		VALUE (\$000) VALEUR (\$000)	44,403	40,501	34,993	39,116	-4				BRAZIL BRESIL 44	

## IMPORT DATA TRENDS - TENDANCES DES DONNEES SUR L'IMPORTATION

## SECTION 1 - FOOD, FEED, BEVERAGES AND TOBACCO

## SECTION 1 - ALIMENTS, PROVENDES, BOISSONS ET TABACS

CODE	COMMODITY MARCHANDISE		1982	1983	1984	AVE. ANNUAL GROWTH RATE (%) 1982-1985 TAUX DE CROISSANCE ANNUEL MOYEN	MAJOR COUNTRY OF EXPORT - SHARE OF IMPORT MARKET (%) 1985 PAYS EXPORTATEUR PRINCIPAL - PART DU MARCHE DES IMPORTATIONS	
11249	COFFEE PREPARATIONS N E S PREPARATIONS A BASE DE CAFE N D A							
	QTY. METRIC (KG) QUANT. METRIQUE (KG)		1,259,041	785,309	987,988	1,043,708	-6	
	QTY. IMPERIAL (LB) QUANT. IMPERIALE (LIV)		2,775,724	1,731,319	2,178,152	2,300,994	-6	
	VALUE (\$000) VALEUR (\$000)		8,004	4,591	5,861	6,406	-7	NETHERLANDS PAYS-BAS 83
11349	TEA PREPARATIONS N E S PREPARATIONS A BASE DE THE N D A							
	QTY. METRIC (KG) QUANT. METRIQUE (KG)		895,435	776,491	779,630	897,255	0	
	QTY. IMPERIAL (LB) QUANT. IMPERIALE (LIV)		1,974,106	1,711,879	1,718,798	1,978,120	0	
	VALUE (\$000) VALEUR (\$000)		4,660	3,804	4,931	6,452	11	UNITED STATES ETATS-UNIS 67
11439	MUSTARD, GROUND MOUTARDE MOULUE							
	QTY. METRIC (KG) QUANT. METRIQUE (KG)		298,343	284,547	290,776	256,670	-5	
	QTY. IMPERIAL (LB) QUANT. IMPERIALE (LIV)		657,738	627,323	641,055	565,863	-5	
	VALUE (\$000) VALEUR (\$000)		889	936	902	887	0	UNITED KINGDOM ROYAUME-UNI 94
11749	VINEGAR VINAIGRE							
	QTY. METRIC (KG) QUANT. METRIQUE (KG)		2,407,660	3,097,892	3,367,453	3,692,872	15	
	QTY. IMPERIAL (LB) QUANT. IMPERIALE (LIV)		5,308,009	6,829,718	7,424,001	8,141,432	15	
	VALUE (\$000) VALEUR (\$000)		1,152	1,417	1,722	1,900	18	UNITED STATES ETATS-UNIS 67
12049	SHORTENING GRAISSE CULINAIRE							
	QTY. METRIC (KG) QUANT. METRIQUE (KG)		1,909,408	1,853,513	4,451,509	2,914,357	15	
	QTY. IMPERIAL (LB) QUANT. IMPERIALE (LIV)		4,209,547	4,086,317	9,813,948	6,425,092	15	
	VALUE (\$000) VALEUR (\$000)		1,725	1,659	5,002	2,807	17	UNITED STATES ETATS-UNIS 97
12099	LARD SAINDOUX							
	QTY. METRIC (KG) QUANT. METRIQUE (KG)		13,403,389	10,161,480	9,252,630	7,836,980	-16	
	QTY. IMPERIAL (LB) QUANT. IMPERIALE (LIV)		29,549,570	22,402,346	20,398,665	17,277,673	-16	
	VALUE (\$000) VALEUR (\$000)		7,820	5,277	7,874	4,478	-17	UNITED STATES ETATS-UNIS 99

## IMPORT DATA TRENDS - TENDANCES DES DONNEES SUR L'IMPORTATION

## SECTION 1 - FOOD, FEED, BEVERAGES AND TOBACCO

## SECTION 1 - ALIMENTS, PROVENDES, BOISSONS ET TABACS

CODE	COMMODITY MARCHANDISE		1982	1983	1984	1985	AVE. ANNUAL GROWTH RATE (%) 1982-1985	MAJOR COUNTRY OF EXPORT - SHARE OF IMPORT MARKET (%) 1985
							TAUX DE CROISSANCE ANNUEL MOYEN	PAYS EXPDRTATEUR PRINCIPAL - PART DU MARCHE DES IMPORTATIONS
14159	SOUPS, SOUP MIXES AND BASES N E S SOUPES, MELANGES, BASES A SOUPE NDA							
	QTY. METRIC (KG)	(KG)	4,270,729	4,529,294	5,325,756	6,247,826	13	
	QUANT. METRIQUE (KG)	(KG)						
	QTY. IMPERIAL (LB)	(LIV)	9,415,394	9,985,436	11,741,343	13,774,171	13	
	QUANT. IMPERIALE (LIV)	(LIV)						
	VALUE (\$000)	(\$000)	12,088	13,686	16,979	19,477	17	UNITED STATES ETATS-UNIS
	VALEUR (\$000)	(\$000)						48
14299	INFANT AND JUNIOR FOODS ALIMENTS POUR NOURRISSONS ET BEBES							
	QTY. METRIC (KG)	(KG)	3,035,857	3,776,236	2,374,704	2,533,488	-6	
	QUANT. METRIQUE (KG)	(KG)						
	QTY. IMPERIAL (LB)	(LIV)	6,692,955	8,325,218	5,235,353	5,585,415	-6	
	QUANT. IMPERIALE (LIV)	(LIV)						
	VALUE (\$000)	(\$000)	10,058	13,356	7,287	8,192	-7	UNITED STATES ETATS-UNIS
	VALEUR (\$000)	(\$000)						73
14320	DINNERS, PRE-COOKED, FROZEN DINERS CUIITS ET CONGELES							
	QTY. METRIC (KG)	(KG)	259,337	608,135	1,269,692	979,191	55	
	QUANT. METRIQUE (KG)	(KG)						
	QTY. IMPERIAL (LB)	(LIV)	571,743	1,340,715	2,799,207	2,158,758	55	
	QUANT. IMPERIALE (LIV)	(LIV)						
	VALUE (\$000)	(\$000)	638	1,306	3,231	2,906	65	UNITED STATES ETATS-UNIS
	VALEUR (\$000)	(\$000)						98
14325	FRUIT PIES, FROZEN TARTES AUX FRUITS CONGELEES							
	QTY. METRIC (KG)	(KG)	57,736	52,562	105,419	176,741	45	
	QUANT. METRIQUE (KG)	(KG)						
	QTY. IMPERIAL (LB)	(LIV)	127,286	115,881	232,410	389,650	45	
	QUANT. IMPERIALE (LIV)	(LIV)						
	VALUE (\$000)	(\$000)	59	72	228	355	80	FRANCE FRANCE
	VALEUR (\$000)	(\$000)						66
14399	PRE-COOKED FROZEN FOOD PREP. N E S PREP ALIMENT. CUIITES, CONGELEES NDA							
	QTY. METRIC (KG)	(KG)	10,764,973	12,939,752	16,591,190	12,880,455	6	
	QUANT. METRIQUE (KG)	(KG)						
	QTY. IMPERIAL (LB)	(LIV)	23,732,827	28,527,418	36,577,504	28,396,691	6	
	QUANT. IMPERIALE (LIV)	(LIV)						
	VALUE (\$000)	(\$000)	34,068	48,058	65,448	55,336	17	UNITED STATES ETATS-UNIS
	VALEUR (\$000)	(\$000)						67
14399-20	FISH, PRE-COOKED, FROZEN /EXCEPT DINNERS/ POISSON CUIT ET CONGELE (SAUF LES PLATS)							
	QTY. METRIC (KG)	(KG)	1,168,437	2,299,962	3,315,947	3,575,870	45	
	QUANT. METRIQUE (KG)	(KG)						
	QTY. IMPERIAL (LB)	(LIV)	2,575,976	5,070,575	7,310,451	7,883,485	45	
	QUANT. IMPERIALE (LIV)	(LIV)						
	VALUE (\$000)	(\$000)	9,221	17,270	19,978	22,202	34	UNITED STATES ETATS-UNIS
	VALEUR (\$000)	(\$000)						46
14399-39	MEAT, PRE-COOKED, FROZEN NES VIANDE CUIITE, CONGELEE, NDA							
	QTY. METRIC (KG)	(KG)	3,076,051	4,486,017	7,743,213	3,909,393	8	
	QUANT. METRIQUE (KG)	(KG)						

## IMPORT DATA TRENDS - TENDANCES DES DONNEES SUR L'IMPORTATION

## SECTION 1 - FOOD, FEED, BEVERAGES AND TOBACCO

## SECTION 1 - ALIMENTS, PROVENDES, BOISSONS ET TABACS

CODE	COMMODITY MARCHANDISE	1982	1983	1984	AVE. ANNUAL GROWTH RATE (%) 1982-1985 TAUX DE CROISSANCE 1985 ANNUEL MOYEN		MAJOR COUNTRY OF EXPORT - SHARE OF IMPORT MARKET (%) 1985 PAYS EXPORTATEUR PRINCIPAL - PART DU MARCHE DES IMPORTATIONS	
14399-39	MEAT, PRE-COOKED, FROZEN NES VIANDE CUITE, CONGEELEE, NDA			(CONT-D) (SUITE)				
	QTY. IMPERIAL (LB) QUANT. IMPERIALE (LIV)	6,781,567	9,890,027	17,070,952	8,618,781	8		
	VALUE (\$000) VALEUR (\$000)	13,027	18,969	32,714	20,886	17	UNITED STATES ETATS-UNIS	81
14399-69	BAKERY PRODUCTS, PRE-COOKED, FROZEN NES PATISSERIES CUITES ET CONGEELES, NDA							
	QTY. METRIC (KG) QUANT. METRIQUE (KG)	5,744,063	5,467,512	4,263,055	4,192,560	-10		
	QTY. IMPERIAL (LB) QUANT. IMPERIALE (LIV)	12,663,557	12,053,864	9,398,476	9,243,061	-10		
	VALUE (\$000) VALEUR (\$000)	10,392	10,374	10,087	8,997	-4	UNITED STATES ETATS-UNIS	85
14409	GELATIN CAPSULES, PHARMACEUTICAL CAPSULES EN GELATINE, USAGE PHARM.							
	QTY. METRIC (KG) QUANT. METRIQUE (KG)	87,615	48,155	40,950	57,466	-13		
	QTY. IMPERIAL (LB) QUANT. IMPERIALE (LIV)	193,160	106,165	90,279	126,691	-13		
	VALUE (\$000) VALEUR (\$000)	1,155	766	1,084	1,119	-1	UNITED STATES ETATS-UNIS	75
14410	GELATIN, EDIBLE N E S GELATINE COMESTIBLE N D A							
	QTY. METRIC (KG) QUANT. METRIQUE (KG)	1,202,384	1,849,921	2,315,627	2,200,143	22		
	QTY. IMPERIAL (LB) QUANT. IMPERIALE (LIV)	2,650,816	4,078,399	5,105,111	4,850,511	22		
	VALUE (\$000) VALEUR (\$000)	5,756	8,753	10,947	10,658	23	UNITED STATES ETATS-UNIS	56
14415	HOPS, INCLUDING LUPULIN HOUBLON, Y COMPRIS LUPULINE							
	QTY. METRIC (KG) QUANT. METRIQUE (KG)	2,160,285	1,408,560	1,796,062	1,669,824	-8		
	QTY. IMPERIAL (LB) QUANT. IMPERIALE (LIV)	4,762,639	3,105,360	3,959,660	3,681,350	-8		
	VALUE (\$000) VALEUR (\$000)	12,326	8,833	12,604	11,218	-3	UNITED STATES ETATS-UNIS	84
14420	LICORICE, NOT SWEETENED REGLISSE NON SUCREE							
	QTY. METRIC (KG) QUANT. METRIQUE (KG)	134,645	127,431	115,735	111,926	-6		
	QTY. IMPERIAL (LB) QUANT. IMPERIALE (LIV)	296,843	280,939	255,153	246,755	-6		
	VALUE (\$000) VALEUR (\$000)	624	588	609	576	-3	ISRAEL ISRAEL	53
14431	PECTIN PECTINE							
	QTY. METRIC (KG) QUANT. METRIQUE (KG)	295,357	423,955	285,711	247,305	-6		

## IMPORT DATA TRENDS - TENDANCES DES DONNEES SUR L'IMPORTATION

## SECTION 1 - FOOD, FEED, BEVERAGES AND TOBACCO

## SECTION 1 - ALIMENTS, PROVENDES, BOISSONS ET TABACS

CODE	COMMODITY MARCHANDISE		1982	1983	1984	1985	AVE. ANNUAL GROWTH RATE (%) 1982-1985 TAUX DE CROISSANCE ANNUEL MOYEN	MAJOR COUNTRY OF EXPORT - SHARE OF IMPORT MARKET (%) 1985 PAYS EXPORTATEUR PRINCIPAL - PART DU MARCHE DES IMPORTATIONS	
14431	PECTIN PECTINE				(CONT-D) (SUITE)				
	QTY. IMPERIAL (LB) QUANT. IMPERIALE (LIV)		651.155	934.666	629.888	545.218	-6		
	VALUE (\$000) VALEUR (\$000)		2.730	4.212	2.985	2.157	-7	DENMARK DANEMARK	58
14435	RENNET, RAW AND PREPARED PRESURE BRUTE ET PREPAREE								
	QTY. METRIC (KG) QUANT. METRIQUE (KG)		213.005	316.734	295.753	340.217	17		
	QTY. IMPERIAL (LB) QUANT. IMPERIALE (LIV)		469.599	698.282	652.028	750.053	17		
	VALUE (\$000) VALEUR (\$000)		2.494	3.190	4.656	5.252	28	UNITED STATES ETATS-UNIS	100
14446	SAUSAGE CASINGS, NATURAL BOYAUX A SAUCISSE NATURELS								
	QTY. METRIC (KG) QUANT. METRIQUE (KG)		1,717.487	1,600.370	1,680.346	1,242.772	-10		
	QTY. IMPERIAL (LB) QUANT. IMPERIALE (LIV)		3,786.431	3,528.230	3,704.548	2,739.858	-10		
	VALUE (\$000) VALEUR (\$000)		13.836	10.583	10.912	10.757	-8	NEW ZEALAND NOUV.-ZELANDE	71
14446-20	SAUSAGE CASINGS, NATURAL, SHEEP BOYAUX DE MOUTON, NATURELS, POUR SAUCISSES								
	QTY. METRIC (KG) QUANT. METRIQUE (KG)		952.487	783.092	720.967	744.162	-8		
	QTY. IMPERIAL (LB) QUANT. IMPERIALE (LIV)		2,095.886	1,726.431	1,589.469	1,640.605	-8		
	VALUE (\$000) VALEUR (\$000)		11.080	7.542	8.115	9.047	-6	NEW ZEALAND NOUV.-ZELANDE	85
14450	SAUSAGE CASINGS N E S BOYAUX A SAUCISSE N D A								
	QTY. METRIC (KG) QUANT. METRIQUE (KG)		826.378	902.493	928.986	970.034	5		
	QTY. IMPERIAL (LB) QUANT. IMPERIALE (LIV)		1,821.862	1,989.666	2,048.075	2,138.571	5		
	VALUE (\$000) VALEUR (\$000)		13.748	15.730	17.565	16.372	6	UNITED STATES ETATS-UNIS	60
14450-20	SAUSAGE CASINGS, REGENERATED CELLULOSE BOYAUX A SAUCISSES, CELLULOSE REGENERE								
	QTY. METRIC (KG) QUANT. METRIQUE (KG)		329.843	415.274	407.666	443.511	10		
	QTY. IMPERIAL (LB) QUANT. IMPERIALE (LIV)		727.183	915.527	898.755	977.780	10		
	VALUE (\$000) VALEUR (\$000)		3.501	4.770	4.691	4.156	6	UNITED STATES ETATS-UNIS	44
14450-25	SAUSAGE CASINGS, PROTEIN PLASTICS BOYAUX A SAUCISSES, EN PLASTIQUE AUX PROTEINES								
	QTY. METRIC (KG) QUANT. METRIQUE (KG)		384.117	354.330	376.438	359.432	-2		
	QTY. IMPERIAL (LB) QUANT. IMPERIALE (LIV)		846.838	781.168	829.909	792.417	-2		
	VALUE (\$000) VALEUR (\$000)		8.419	8.996	10.519	9.758	5	UNITED STATES ETATS-UNIS	72

SEE EXPLANATORY NOTES / VOIR NOTES EXPLICATIVES

## IMPDRT OATA TRENDS - TENDANCES DES OONNEES SUR L'IMPORTATION

## SECTION 1 - FOOD, FEED, BEVERAGES AND TOBACCO

## SECTION 1 - ALIMENTS, PROVENDES, BOISSONS ET TABACS

CODE	COMMODITY MARCHANDISE	1982	1983	1984	AVE. ANNUAL GROWTH RATE (%) 1982-1985 TAUX DE CROISSANCE 1985 ANNUEL MOYEN		MAJOR COUNTRY OF EXPORT - SHARE OF IMPORT MARKET (%) 1985 PAYS EXPORTATEUR PRINCIPAL - PART DU MARCHE DES IMPORTATIONS	
					1985	ANNUEL MOYEN		
14476	YEAST LEVURE							
	QTY. METRIC (KG) QUANT. METRIQUE (KG)	2,504,133	2,281,676	2,341,485	3,139,826	8		
	QTY. IMPERIAL (LB) QUANT. IMPERIALE (LIV)	5,520,697	5,030,260	5,162,117	6,922,168	8		
	VALUE (\$000) VALEUR (\$000)	4,212	4,533	4,699	5,956	12	UNITED STATES ETATS-UNIS	47
14499	MATERIALS FOR FOOD PREPARATIONS NES MATIERES POUR PREP ALIMENTAIRES NDA							
	QTY. METRIC (KG) QUANT. METRIQUE (KG)	4,383,792	5,547,377	6,063,026	8,393,386	24		
	QTY. IMPERIAL (LB) QUANT. IMPERIALE (LIV)	9,664,657	12,229,936	13,366,754	18,504,345	24		
	VALUE (\$000) VALEUR (\$000)	15,074	17,139	20,059	24,550	17	UNITED STATES ETATS-UNIS	67
14636	MALT EXTRACT, SYRUP & SYRUP POWDER EXTRAIT, SIROP ET POUDRE DE MALT							
	QTY. METRIC (KG) QUANT. METRIQUE (KG)	528,139	922,421	1,462,910	1,544,549	42		
	QTY. IMPERIAL (LB) QUANT. IMPERIALE (LIV)	1,164,353	2,033,600	3,225,181	3,405,166	42		
	VALUE (\$000) VALEUR (\$000)	531	1,256	1,624	1,661	46	UNITED STATES ETATS-UNIS	50
14640	FLAVOURING EXTRACTS AND ESSENCES EXTRAITS ET ESSENCES AROMATIQUES							
	QTY. METRIC (KG) QUANT. METRIQUE (KG)	2,914,871	3,423,961	3,824,710	3,589,466	7		
	QTY. IMPERIAL (LB) QUANT. IMPERIALE (LIV)	6,426,225	7,548,582	8,432,086	7,913,460	7		
	VALUE (\$000) VALEUR (\$000)	15,760	20,146	21,767	20,491	9	UNITED STATES ETATS-UNIS	71
14645	FLAVOURING POWDERS POUDRES AROMATIQUES							
	QTY. METRIC (KG) QUANT. METRIQUE (KG)	1,399,143	1,608,554	1,668,853	1,817,141	9		
	QTY. IMPERIAL (LB) QUANT. IMPERIALE (LIV)	3,084,599	3,546,273	3,679,211	4,006,131	9		
	VALUE (\$000) VALEUR (\$000)	7,964	8,164	10,380	11,464	13	UNITED STATES ETATS-UNIS	90
14650	FOOD COLOURINGS COLORANTS ALIMENTAIRES							
	QTY. METRIC (KG) QUANT. METRIQUE (KG)	1,617,421	1,688,154	1,518,367	2,363,263	13		
	QTY. IMPERIAL (LB) QUANT. IMPERIALE (LIV)	3,565,822	3,721,761	3,347,444	5,210,130	13		
	VALUE (\$000) VALEUR (\$000)	2,448	2,395	3,091	3,276	10	UNITED STATES ETATS-UNIS	73

## IMPORT DATA TRENDS - TENDANCES DES DONNEES SUR L'IMPORTATION

## SECTION 1 - FOOD, FEED, BEVERAGES AND TOBACCO

## SECTION 1 - ALIMENTS, PROVENDES, BOISSONS ET TABACS

CODE	COMMODITY MARCHANDISE		1982	1983	1984	AVE. ANNUAL GROWTH RATE (%) 1982-1985		MAJOR COUNTRY OF EXPDRT - SHARE OF IMPORT MARKET (%) 1985	
						TAUX DE CROISSANCE ANNUEL MOYEN	PAYS EXPORTATEUR PRINCIPAL - PART DU MARCHE DES IMPORTATIONS		
14699	FOOD PREPARATIONS N E S PREPARATIDNS ALIMENTAIRES N D A								
	QTY. METRIC (KG)	QUANT. METRIQUE (KG)	18,497,077	21,949,118	22,853,970	24,150,594	9		
	QTY. IMPERIAL (LB)	QUANT. IMPERIALE (LIV)	40,779,288	48,389,775	50,384,643	53,243,223	9		
	VALUE (\$000)	VALEUR (\$000)	41,067	52,707	56,426	57,956	12	UNITED STATES ETATS-UNIS	70
14699-19	NUT PASTES AND BUTTERS NES PATES ET BEURRES DE NOIX ET NOISETTES NOA								
	QTY. METRIC (KG)	QUANT. METRIQUE (KG)	606,875	980,639	1,475,016	1,634,779	39		
	QTY. IMPERIAL (LB)	QUANT. IMPERIALE (LIV)	1,337,938	2,161,950	3,251,870	3,604,089	39		
	VALUE (\$000)	VALEUR (\$000)	1,703	2,530	3,567	3,746	30	FRANCE FRANCE	52
14699-40	TEA SUBSTITUTE SUCCEDANE DU THE								
	QTY. METRIC (KG)	QUANT. METRIQUE (KG)	360,250	546,547	681,534	606,841	19		
	QTY. IMPERIAL (LB)	QUANT. IMPERIALE (LIV)	794,220	1,204,937	1,502,534	1,337,862	19		
	VALUE (\$000)	VALEUR (\$000)	2,355	3,660	4,502	4,738	26	UNITED STATES ETATS-UNIS	64
14699-60	POTATO CHIPS, FLAKES, FRILLS CRDUSTILLES ET FLOCONS DE POMME DE TERRE								
	QTY. METRIC (KG)	QUANT. METRIQUE (KG)	1,370,773	1,149,558	1,196,367	1,408,035	1		
	QTY. IMPERIAL (LB)	QUANT. IMPERIALE (LIV)	3,022,052	2,534,355	2,637,551	3,104,202	1		
	VALUE (\$000)	VALEUR (\$000)	3,370	3,392	4,034	3,973	6	UNITED STATES ETATS-UNIS	97
14699-70	FOOD DRINK POWDERS POUDRES POUR BOISSONS ALIMENTAIRES								
	QTY. METRIC (KG)	QUANT. METRIQUE (KG)	273,754	855,519	1,053,279	1,996,763	93		
	QTY. IMPERIAL (LB)	QUANT. IMPERIALE (LIV)	603,528	1,886,107	2,322,094	4,402,131	93		
	VALUE (\$000)	VALEUR (\$000)	1,418	4,118	2,264	3,166	30	NEW ZEALAND NOUV.-ZELANDE	38
14699-75	CREAM SUBSTITUTE /NON DAIRY/ SUCCEDANE DE LA CREME (PRODDUIT NON LAITIER)								
	QTY. METRIC (KG)	QUANT. METRIQUE (KG)	4,258,093	4,891,601	4,496,713	4,711,152	4		
	QTY. IMPERIAL (LB)	QUANT. IMPERIALE (LIV)	9,387,537	10,784,191	9,913,607	10,386,367	4		
	VALUE (\$000)	VALEUR (\$000)	6,176	6,607	6,758	6,851	4	UNITED STATES ETATS-UNIS	100
14699-80	FOOD SEASONINGS, EXCEPT SPICES AND TABLE SALT ASSAISONNEMENTS PR. ALIMENTS, SAUF EPICES ET SEL DE TABLE								
	QTY. METRIC (KG)	QUANT. METRIQUE (KG)	4,016,745	4,134,344	3,697,660	4,410,891	3		
	QTY. IMPERIAL (LB)	QUANT. IMPERIALE (LIV)	8,855,454	9,114,717	8,151,988	9,724,400	3		
	VALUE (\$000)	VALEUR (\$000)	9,421	10,105	10,247	12,134	9	UNITED STATES ETATS-UNIS	92

## IMPORT DATA TRENDS - TENDANCES DES DONNEES SUR L'IMPORTATION

## SECTION 1 - FOOD, FEED, BEVERAGES AND TOBACCO

## SECTION 1 - ALIMENTS, PROVENDES, BOISSONS ET TABACS

CODE	COMMODITY MARCHANDISE	1982	1983	1984	1985	Ave. Annual Growth Rate (%) 1982-1985	Major Country of Export - Share of Import Market (%) 1985
						Taux de Croissance Annuel Moyen	Pays Exportateur Principal - Part du Marché des Importations
15290	GROUND CEREALS AND BY-PRODUCTS CEREALES MOULUES ET SOUS-PRODUITS						
	QTY. METRIC (TONNE) QUANT. METRIQUE (TONNE)	29,245	24,282	33,846	58,895	26	
	QTY. IMPERIAL (CWT) QUANT. IMPERIALE (QTL)	644,742	595,308	746,167	1,288,387	26	
	VALUE (\$000) VALEUR (\$000)	3,188	2,688	3,964	6,216	25	UNITED STATES ETATS-UNIS 100
15360	SOYA BEAN OIL CAKE AND MEAL TOURTEAUX, FARINE DE GRAINE DE SOYA						
	QTY. METRIC (TONNE) QUANT. METRIQUE (TONNE)	387,681	417,992	566,712	582,669	14	
	QTY. IMPERIAL (CWT) QUANT. IMPERIALE (QTL)	8,546,754	9,214,984	12,493,659	12,845,440	14	
	VALUE (\$000) VALEUR (\$000)	107,792	126,398	164,273	143,529	10	UNITED STATES ETATS-UNIS 100
15399	OIL SEED CAKE AND MEAL N E S TOURTEAUX ET FARINE OLEAGINEUX NDA						
	QTY. METRIC (TONNE) QUANT. METRIQUE (TONNE)	2,198	4,550	7,116	11,005	70	
	QTY. IMPERIAL (CWT) QUANT. IMPERIALE (QTL)	48,466	100,317	156,885	242,621	70	
	VALUE (\$000) VALEUR (\$000)	360	902	1,564	1,399	57	UNITED STATES ETATS-UNIS 99
15539	BREWERS & DISTILRS GRAINS & SOLUBLS GRAINS & SOLUBLES DE BRASS & DISTIL						
	QTY. METRIC (TONNE) QUANT. METRIQUE (TONNE)	1,239	807	949	2,869	32	
	QTY. IMPERIAL (CWT) QUANT. IMPERIALE (QTL)	27,306	17,798	20,911	63,260	32	
	VALUE (\$000) VALEUR (\$000)	240	187	225	490	27	UNITED STATES ETATS-UNIS 99
15589	FEEDS OF VEGETABLE ORIGIN N E S PROVENDES D'ORIGINE VEGETALE N D A						
	QTY. METRIC (TONNE) QUANT. METRIQUE (TONNE)	13,146	19,617	14,329	30,760	32	
	QTY. IMPERIAL (CWT) QUANT. IMPERIALE (QTL)	289,820	432,483	315,889	678,140	32	
	VALUE (\$000) VALEUR (\$000)	2,763	4,219	3,568	5,172	23	UNITED STATES ETATS-UNIS 97
15860	FISH MEAL FARINE DE POISSON						
	QTY. METRIC (TONNE) QUANT. METRIQUE (TONNE)	2,686	6,062	5,570	742	-34	
	QTY. IMPERIAL (CWT) QUANT. IMPERIALE (QTL)	59,207	133,632	122,793	16,367	-34	
	VALUE (\$000) VALEUR (\$000)	505	1,498	1,745	193	-27	UNITED STATES ETATS-UNIS 100



## IMPORT DATA TRENDS - TENDANCES DES DONNEES SUR L'IMPORTATION

## SECTION 1 - FOOD, FEED, BEVERAGES AND TOBACCO

## SECTION 1 - ALIMENTS, PROVENDES, BOISSONS ET TABACS

CODE	COMMODITY MARCHANDISE	1982	1983	1984	AVE. ANNUAL GROWTH RATE (%) 1982-1985 TAUX DE CROISSANCE ANNUEL MOYEN		MAJOR COUNTRY OF EXPORT - SHARE OF IMPORT MARKET (%) 1985 PAYS EXPORTATEUR PRINCIPAL - PART DU MARCHE DES IMPORTATIONS		
					1985	ANNUAL MOYEN			
15699	FEEDS OF ANIMAL ORIGIN N E S PROVENDES D'ORIGINE ANIMALE N D A								
	QTY. METRIC (TONNE) QUANT. METRIQUE (TONNE)	34,510	39,864	43,041	39,916	5			
	QTY. IMPERIAL (CWT) QUANT. IMPERIALE (QTL)	760,792	878,826	948,868	879,974	5			
	VALUE (\$000) VALEUR (\$000)	9,387	11,484	13,714	10,944	5	UNITED STATES ETATS-UNIS	100	
15699-25	MEAT WASTE AND MEAT SCRAP FOR ANIMAL FEED DECHETS DE VIANDE ET RESID. DE GRAISSE PR ALI. ANIMALE								
	QTY. METRIC (KG) QUANT. METRIQUE (KG)	10,157,785	13,047,108	17,549,987	14,722,443	13			
	QTY. IMPERIAL (CWT) QUANT. IMPERIALE (QTL)	223,942	287,641	386,913	324,576	13			
	VALUE (\$000) VALEUR (\$000)	2,213	3,504	4,880	3,923	21	UNITED STATES ETATS-UNIS	100	
15709	DAIRY AND CATTLE FEEDS, COMPLETE PROVENDES COMPL. TROUPEAUX LAITIERS								
	QTY. METRIC (TONNE) QUANT. METRIQUE (TONNE)	1,592	2,717	3,504	6,009	55			
	QTY. IMPERIAL (CWT) QUANT. IMPERIALE (QTL)	35,102	59,893	77,243	132,470	55			
	VALUE (\$000) VALEUR (\$000)	647	1,028	1,505	2,015	46	UNITED STATES ETATS-UNIS	98	
15769	DOG AND CAT FEEDS, COMPLETE ALIMENTS COMPLETS POUR CHIENS CHATS								
	QTY. METRIC (TONNE) QUANT. METRIQUE (TONNE)	37,430	23,378	30,398	41,883	4			
	QTY. IMPERIAL (CWT) QUANT. IMPERIALE (QTL)	825,183	515,396	670,156	923,340	4			
	VALUE (\$000) VALEUR (\$000)	31,547	24,427	37,922	43,660	11	UNITED STATES ETATS-UNIS	74	
15769-20	DOG AND CAT FEEDS, COMPLETE, CANNED ALIMENTS COMPLETS POUR CHIENS ET CHATS, EN BOITE								
	QTY. METRIC (KG) QUANT. METRIQUE (KG)	5,768,894	6,829,841	11,331,268	17,787,396	45			
	QTY. IMPERIAL (CWT) QUANT. IMPERIALE (QTL)	127,183	150,573	249,813	392,147	45			
	VALUE (\$000) VALEUR (\$000)	9,722	10,766	17,408	19,953	27	UNITED STATES ETATS-UNIS	52	
15799	FEED CONC. AND COMPLETE FEEDS N E S PROVENDES COMPLETES ET CONC. N D A								
	QTY. METRIC (TONNE) QUANT. METRIQUE (TONNE)	32,224	24,242	26,082	29,307	-3			
	QTY. IMPERIAL (CWT) QUANT. IMPERIALE (QTL)	710,406	534,429	575,008	646,093	-3			
	VALUE (\$000) VALEUR (\$000)	15,275	14,295	14,585	15,694	1	UNITED STATES ETATS-UNIS	85	
15799-83	FISH FOOD, COMPLETE ALIMENTS COMPLETS POUR POISSONS								
	QTY. METRIC (KG) QUANT. METRIQUE (KG)	1,680,324	1,919,321	1,951,526	2,695,368	17			
	QTY. IMPERIAL (CWT) QUANT. IMPERIALE (QTL)	37,045	42,314	43,024	59,423	17			

SEE EXPLANATORY NOTES / VOIR NOTES EXPLICATIVES

## IMPORT DATA TRENDS - TENDANCES DES DONNÉES SUR L'IMPORTATION

## SECTION 1 - FOOD, FEED, BEVERAGES AND TOBACCO

## SECTION 1 - ALIMENTS, PROVENDES, BOISSONS ET TABACS

CODE	COMMODITY MARCHANDISE	1982	1983	1984	AVE. ANNUAL GROWTH RATE (%) 1982-1985 TAUX DE CROISSANCE ANNUEL MOYEN		MAJOR COUNTRY OF EXPORT - SHARE OF IMPORT MARKET (%) 1985 PAYS EXPORTATEUR PRINCIPAL - PART DU MARCHÉ DES IMPORTATIONS	
					1985	ANNUEL MOYEN		
15799-83	FISH FOOD, COMPLETE ALIMENTS COMPLETS POUR POISSONS			(CONT-D) (SUITE)				
	VALUE (\$000) VALEUR (\$000)	1,882	2,392	2,738	3,527	23	UNITED STATES ETATS-UNIS	70
17170	FRUIT DRINKS AND NECTARS BOISSONS ET LIQUEURS DE FRUITS							
	QTY. METRIC (LITRE) QUANT. METRIQUE (LITRE)	2,686,630	2,800,541	4,086,967	6,016,227	30		
	QTY. IMPERIAL (GAL) QUANT. IMPERIALE (GALL)	590,976	616,033	899,007	1,323,385	30		
	VALUE (\$000) VALEUR (\$000)	3,166	3,565	4,503	5,636	21	UNITED STATES ETATS-UNIS	72
17170-40	PRUNE CONCENTRATE CONCENTRE DE PRUNEAUX							
	QTY. METRIC (LITRE) QUANT. METRIQUE (LITRE)	1,273,333	1,463,986	1,426,181	1,735,506	11		
	QTY. IMPERIAL (GAL) QUANT. IMPERIALE (GALL)	280,094	322,032	313,716	381,758	11		
	VALUE (\$000) VALEUR (\$000)	2,022	2,511	2,697	3,039	14	UNITED STATES ETATS-UNIS	92
17180	MINERAL WATERS, NAT. AND ARTIFICIAL EAUX MINERALES NATURELLES & ARTIFIC							
	QTY. METRIC (LITRE) QUANT. METRIQUE (LITRE)	14,015,832	15,711,587	19,835,445	22,048,196	16		
	QTY. IMPERIAL (GAL) QUANT. IMPERIALE (GALL)	3,083,052	3,456,066	4,363,188	4,849,925	16		
	VALUE (\$000) VALEUR (\$000)	8,433	9,786	12,979	12,905	15	FRANCE FRANCE	86
17180-20	MINERAL WATER, NATURAL EAU MINERALE NATURELLE							
	QTY. METRIC (LITRE) QUANT. METRIQUE (LITRE)	13,880,022	15,621,565	19,804,077	21,929,943	16		
	QTY. IMPERIAL (GAL) QUANT. IMPERIALE (GALL)	3,053,178	3,436,264	4,356,288	4,823,913	16		
	VALUE (\$000) VALEUR (\$000)	8,386	9,753	12,946	12,862	15	FRANCE FRANCE	86
17199	NON-ALCOHOLIC BEVERAGES N E S BOISSONS NON ALCOLLIQUES N D A							
	QTY. METRIC (LITRE) QUANT. METRIQUE (LITRE)	12,148,253	9,713,221	7,586,588	8,545,158	-11		
	QTY. IMPERIAL (GAL) QUANT. IMPERIALE (GALL)	2,672,242	2,136,610	1,668,816	1,879,672	-11		
	VALUE (\$000) VALEUR (\$000)	6,460	5,513	4,561	4,695	-10	UNITED STATES ETATS-UNIS	60
17220	ALE, LAGER, PORTER AND STOUT ALE, BIÈRE, PORTER ET STDUT							
	QTY. METRIC (HL) QUANT. METRIQUE (HL)	222,834	352,660	295,876	909,724	59		
	QTY. IMPERIAL (GAL) QUANT. IMPERIALE (GALL)	4,901,762	7,757,591	6,508,492	20,011,519	59		
	VALUE (\$000) VALEUR (\$000)	13,251	18,891	17,018	54,154	59	UNITED STATES ETATS-UNIS	75

SEE EXPLANATORY NOTES / VOIR NOTES EXPLICATIVES

## IMPORT DATA TRENDS - TENDANCES DES DONNEES SUR L'IMPORTATION

## SECTION 1 - FOOD, FEED, BEVERAGES AND TOBACCO

## SECTION 1 - ALIMENTS, PROVENDES, BOISSONS ET TABACS

CODE	COMMODITY MARCHANDISE	1982	1983	1984	1985	AVE. ANNUAL GROWTH RATE (%) 1982-1985	MAJOR COUNTRY OF EXPORT - SHARE OF IMPORT MARKET
						TAUX DE CROISSANCE ANNUEL MOYEN	(%) 1985 PAYS EXPORTATEUR PRINCIPAL - PART DU MARCHE DES IMPORTATIONS
17220-30	LAGER /BEER/ LAGER (BIERE)						
	QTY. METRIC (HL) QUANT. METRIQUE (HL)	202,396	330,722	263,730	875,360	62	
	QTY. IMPERIAL (GAL) QUANT. IMPERIALE (GALL)	4,452,187	7,275,012	5,801,367	19,255,615	62	
	VALUE (\$000) VALEUR (\$000)	11,839	17,378	14,875	51,808	63	UNITED STATES ETATS-UNIS 77
17239	GRAPE WINES, STILL, TABLE STRENGTH VIN DE RAISIN NON MOUSS. ORDINAIRE						
	QTY. METRIC (LITRE) QUANT. METRIQUE (LITRE)	109,106,946	112,793,371	149,577,444	127,973,352	5	
	QTY. IMPERIAL (GAL) QUANT. IMPERIALE (GALL)	24,000,173	24,811,073	32,902,438	28,150,202	5	
	VALUE (\$000) VALEUR (\$000)	146,922	128,640	178,605	165,357	4	FRANCE FRANCE 59
17239-29	GRAPE WINES, STILL, TABLE STRENGTH, WHITE NES VIN DE RAISIN, NON MOUSSEUX, ORDINAIRE, BLANC, NDA						
	QTY. METRIC (LITRE) QUANT. METRIQUE (LITRE)	49,022,984	68,203,911	89,796,229	81,723,046	18	
	QTY. IMPERIAL (GAL) QUANT. IMPERIALE (GALL)	10,783,549	15,002,763	19,752,409	17,976,557	18	
	VALUE (\$000) VALEUR (\$000)	54,020	75,226	103,482	98,159	22	FRANCE FRANCE 51
17239-39	GRAPE WINES, STILL, TABLE STR, RED NES VIN DE RAISIN, NON MOUSSEUX, ORD., ROUGE, NDA						
	QTY. METRIC (LITRE) QUANT. METRIQUE (LITRE)	34,401,236	42,648,343	57,624,782	44,347,944	9	
	QTY. IMPERIAL (GAL) QUANT. IMPERIALE (GALL)	7,567,214	9,381,324	12,675,680	9,755,184	9	
	VALUE (\$000) VALEUR (\$000)	37,821	50,453	72,121	64,538	19	FRANCE FRANCE 73
17245	SHERRY SHERRY						
	QTY. METRIC (LITRE) QUANT. METRIQUE (LITRE)	2,420,920	1,956,201	2,632,582	1,887,655	-8	
	QTY. IMPERIAL (GAL) QUANT. IMPERIALE (GALL)	532,528	430,304	579,087	415,226	-8	
	VALUE (\$000) VALEUR (\$000)	4,805	4,179	5,346	3,917	-6	SPAIN ESPAGNE 44
17247	VERMOUTH VERMOUTH						
	QTY. METRIC (LITRE) QUANT. METRIQUE (LITRE)	4,761,938	4,874,186	5,531,178	3,503,131	-9	
	QTY. IMPERIAL (GAL) QUANT. IMPERIALE (GALL)	1,047,480	1,072,171	1,216,689	770,581	-9	
	VALUE (\$000) VALEUR (\$000)	7,111	7,712	8,502	5,778	-7	ITALY ITALIE 76
17247-39	VERMOUTH, RED NES VERMOUTH, ROUGE, NDA						
	QTY. METRIC (LITRE) QUANT. METRIQUE (LITRE)	1,124,698	2,923,827	3,144,949	1,963,529	20	
	QTY. IMPERIAL (GAL) QUANT. IMPERIALE (GALL)	247,399	643,152	691,792	431,916	20	

## IMPORT DATA TRENDS - TENDANCES DES DONNEES SUR L'IMPORTATION

## SECTION 1 - FOOD, FEED, BEVERAGES AND TOBACCO

## SECTION 1 - ALIMENTS, PROVENDES, BOISSONS ET TABACS

CODE	COMMODITY MARCHANDISE	1982	1983	1984	AVE. ANNUAL GROWTH RATE (%) 1982-1985 TAUX DE CROISSANCE ANNUEL MOYEN		MAJOR COUNTRY OF EXPORT - SHARE OF IMPORT MARKET (%) 1985 PAYS EXPORTATEUR PRINCIPAL - PART DU MARCHE DES IMPORTATIONS	
					1985	1985		
17247-39	VERMOUTH, RED NES VERMOUTH, ROUGE, NDA			(CONT-D) (SUITE)				
	VALUE (\$000) VALEUR (\$000)	1,493	4,554	4,620	3,176	28	ITALY ITALIE	89
17249	GRAPE WINES, STILL, DESSERT N E S VIN DE RAISIN NON MOUSS DESSERT NDA							
	QTY. METRIC (LITRE) QUANT. METRIQUE (LITRE)	3,643,277	2,109,163	2,147,396	2,043,927	-17		
	QTY. IMPERIAL (GAL) QUANT. IMPERIALE (GALL)	801,409	463,951	472,361	449,601	-17		
	VALUE (\$000) VALEUR (\$000)	6,563	4,098	4,506	5,060	-8	FRANCE FRANCE	54
17250	GRAPE WINES, SPARKLING VIN DE RAISIN MOUSSEUX							
	QTY. METRIC (LITRE) QUANT. METRIQUE (LITRE)	6,638,410	5,592,573	8,084,653	6,708,515	0		
	QTY. IMPERIAL (GAL) QUANT. IMPERIALE (GALL)	1,460,246	1,230,194	1,778,375	1,475,667	0		
	VALUE (\$000) VALEUR (\$000)	22,527	17,576	27,001	27,349	6	FRANCE FRANCE	66
17250-50	GRAPE WINES, CHAMPAGNE VIN DE RAISIN, TYPE CHAMPAGNE							
	QTY. METRIC (LITRE) QUANT. METRIQUE (LITRE)	956,720	704,444	1,270,950	1,365,450	13		
	QTY. IMPERIAL (GAL) QUANT. IMPERIALE (GALL)	210,449	154,956	279,570	300,357	13		
	VALUE (\$000) VALEUR (\$000)	10,184	7,361	13,581	16,189	17	FRANCE FRANCE	97
17299	FERMENTED ALCOHOLIC BEVERAGES NES BOISSONS ALCOOLIQUES FERMENTEES NDA							
	QTY. METRIC (LITRE) QUANT. METRIQUE (LITRE)	1,083,606	1,084,588	1,407,788	1,689,477	16		
	QTY. IMPERIAL (GAL) QUANT. IMPERIALE (GALL)	238,360	238,576	309,670	371,633	16		
	VALUE (\$000) VALEUR (\$000)	1,737	1,658	2,302	2,458	12	JAPAN JAPON	40
17310	BRANDY BRANDY							
	QTY. METRIC (L A A) QUANT. METRIQUE (L A A)	3,032,635	3,220,801	3,463,871	3,044,763	0		
	QTY. IMPERIAL (P GAL) QUANT. IMPERIALE (GAL P)	1,163,985	1,236,207	1,329,502	1,168,640	0		
	VALUE (\$000) VALEUR (\$000)	25,457	21,904	26,985	25,791	0	FRANCE FRANCE	86
17310-20	BRANDY, EXCEPT LIQUEURS, IN BULK BRANDY, SAUF LES LIQUEURS, EN VRAC							
	QTY. METRIC (L A A) QUANT. METRIQUE (L A A)	1,321,615	1,592,480	1,518,927	1,386,002	2		
	QTY. IMPERIAL (P GAL) QUANT. IMPERIALE (GAL P)	507,262	611,225	582,994	531,975	2		
	VALUE (\$000) VALEUR (\$000)	4,230	3,851	4,065	3,395	-7	FRANCE FRANCE	74

## IMPORT DATA TRENDS - TENDANCES DES DONNEES SUR L'IMPORTATION

## SECTION 1 - FOOD, FEED, BEVERAGES AND TOBACCO

## SECTION 1 - ALIMENTS, PROVENDES, BOISSONS ET TABACS

CODE	COMMODITY MARCHANDISE	1982	1983	1984	AVE. ANNUAL GROWTH RATE (%) 1982-1985 TAUX DE CRDISSANCE 1985 ANNUEL MOYEN	MAJOR COUNTRY OF EXPORT - SHARE OF IMPORT MARKET (%) 1985 PAYS EXPORTATEUR PRINCIPAL - PART DU MARCHE DES IMPORTATIONS	
17320	GIN GENIEVRE						
	QTY. METRIC (L A A) QUANT. METRIQUE (L A A)	1,529,426	1,374,338	1,512,775	1,305,465	-5	
	QTY. IMPERIAL (P GAL) QUANT. IMPERIALE (GAL P)	587,024	527,498	580,633	501,063	-5	
	VALUE (\$000) VALEUR (\$000)	8,522	7,789	8,970	8,189	-1	UNITED KINGDOM ROYAUME-UNI 96
17330	RUM RHUM						
	QTY. METRIC (L A A) QUANT. METRIQUE (L A A)	5,958,019	4,536,818	6,137,546	4,812,984	-7	
	QTY. IMPERIAL (P GAL) QUANT. IMPERIALE (GAL P)	2,286,805	1,741,320	2,355,711	1,847,318	-7	
	VALUE (\$000) VALEUR (\$000)	14,472	11,331	14,689	12,837	-4	BAHAMAS ILES BAHAMAS 31
17330-20	RUM IN BULK RHUM EN VRAC						
	QTY. METRIC (L A A) QUANT. METRIQUE (L A A)	5,347,021	3,945,392	5,498,910	4,318,218	-7	
	QTY. IMPERIAL (P GAL) QUANT. IMPERIALE (GAL P)	2,052,292	1,514,319	2,110,590	1,657,417	-7	
	VALUE (\$000) VALEUR (\$000)	11,260	8,444	11,780	10,238	-3	BAHAMAS ILES BAHAMAS 38
17340	WHISKY WHISKY						
	QTY. METRIC (L A A) QUANT. METRIQUE (L A A)	6,032,726	6,350,401	8,163,680	7,241,371	6	
	QTY. IMPERIAL (P GAL) QUANT. IMPERIALE (GAL P)	2,315,479	2,437,409	3,133,381	2,779,381	6	
	VALUE (\$000) VALEUR (\$000)	41,810	39,785	46,976	41,662	0	UNITED KINGDOM ROYAUME-UNI 86
17340-39	WHISKY, SCOTCH NES WHISKY ECDSSAIS NDA						
	QTY. METRIC (L A A) QUANT. METRIQUE (L A A)	3,955,990	3,647,491	3,937,385	3,650,508	-3	
	QTY. IMPERIAL (P GAL) QUANT. IMPERIALE (GAL P)	1,518,387	1,399,979	1,511,246	1,401,137	-3	
	VALUE (\$000) VALEUR (\$000)	34,990	32,454	35,393	33,179	-2	UNITED KINGDOM ROYAUME-UNI 100
17360	LIQUEURS LIQUEURS						
	QTY. METRIC (L A A) QUANT. METRIQUE (L A A)	3,224,631	2,405,108	3,154,473	2,828,826	-4	
	QTY. IMPERIAL (P GAL) QUANT. IMPERIALE (GAL P)	1,237,677	923,128	1,210,749	1,085,759	-4	
	VALUE (\$000) VALEUR (\$000)	60,218	44,574	59,017	56,459	-2	FRANCE FRANCE 28
17399	DISTILLED BEVERAGES AND SPIRITS NES BOISSONS DISTILLEES, SPIRITUEUX NDA						
	QTY. METRIC (L A A) QUANT. METRIQUE (L A A)	2,096,302	1,418,041	1,710,496	1,804,472	-5	

SEE EXPLANATORY NOTES / VDIR NOTES EXPLICATIVES.

## IMPORT DATA TRENDS - TENDANCES DES DONNEES SUR L'IMPORTATION

## SECTION 1 - FOOD, FEED, BEVERAGES AND TOBACCO

## SECTION 1 - ALIMENTS, PROVENDES, BOISSONS ET TABACS

CODE	COMMODITY MARCHANDISE	1982	1983	1984	AVE. ANNUAL GROWTH RATE (%) 1982-1985 TAUX DE CROISSANCE 1985 ANNUEL MOYEN		MAJOR COUNTRY OF EXPORT - SHARE OF IMPORT MARKET (%) 1985 PAYS EXPORTATEUR PRINCIPAL - PART DU MARCHE DES IMPORTATIONS	
17399	DISTILLED BEVERAGES AND SPIRITS NES BOISSONS DISTILLEES, SPIRITUEUX NDA			(CONT-D) (SUITE)				
	QTY. IMPERIAL (P GAL) QUANT. IMPERIALE (GAL P)	804,602	544,272	656,522	692,592	-5		
	VALUE (\$000) VALEUR (\$000)	6,417	6,492	8,047	8,250	9	MEXICO MEXIQUE	31
17399-50	VODKA VODKA							
	QTY. METRIC (L A A) QUANT. METRIQUE (L A A)	612,056	655,568	860,052	915,946	14		
	QTY. IMPERIAL (P GAL) QUANT. IMPERIALE (GAL P)	234,919	251,620	330,105	351,558	14		
	VALUE (\$000) VALEUR (\$000)	2,235	2,692	3,559	3,838	20	FINLAND FINLANDE	34
18310	TOBACCO, SMOKING, CUT, PIPE TABAC A PIPE, HACHE							
	QTY. METRIC (KG) QUANT. METRIQUE (KG)	0	832,751	649,716	681,641	N.A.		
	QTY. IMPERIAL (LB) QUANT. IMPERIALE (LIV)	0	1,835,911	1,432,387	1,502,769	N.A.		
	VALUE (\$000) VALEUR (\$000)	0	8,571	6,802	7,369	N.A.	NETHERLANDS PAYS-BAS	54
18325-20	TOBACCO, SMOKING, CUT, PIPE TABAC A PIPE, HACHE							
	QTY. METRIC (KG) QUANT. METRIQUE (KG)	0	832,751	649,716	681,641	N.A.		
	QTY. IMPERIAL (LB) QUANT. IMPERIALE (LIV)	0	1,835,911	1,432,387	1,502,769	N.A.		
	VALUE (\$000) VALEUR (\$000)	0	8,571	6,802	7,369	N.A.	NETHERLANDS PAYS-BAS	54
18315	TOBACCO, SMOKING, CUT, CIGARETTE TABAC A CIGARETTES, HACHE							
	QTY. METRIC (KG) QUANT. METRIQUE (KG)	0	119,659	91,151	181,672	N.A.		
	QTY. IMPERIAL (LB) QUANT. IMPERIALE (LIV)	0	263,804	200,955	400,521	N.A.		
	VALUE (\$000) VALEUR (\$000)	0	1,198	610	1,939	N.A.	NETHERLANDS PAYS-BAS	87
18325	TOBACCO, SMOKING, CUT TABAC A FUMER, COUPE							
	QTY. METRIC (KG) QUANT. METRIQUE (KG)	883,458	0	0	0	-100		
	QTY. IMPERIAL (LB) QUANT. IMPERIALE (LIV)	1,947,702	0	0	0	-100		
	VALUE (\$000) VALEUR (\$000)	8,442	0	0	0	-100		
18330	CIGARS AND SIMILAR PRODUCTS CIGARES ET PRODUITS SIMILAIRES							
	QTY. METRIC (M) QUANT. METRIQUE (M)	17,409	17,848	22,870	22,914	10		
	QTY. IMPERIAL (M) QUANT. IMPERIALE (M)	17,409	17,848	22,870	22,914	10		

## IMPORT DATA TRENDS - TENDANCES DES DONNEES SUR L'IMPORTATION

## SECTION 1 - FOOD, FEED, BEVERAGES AND TOBACCO

## SECTION 1 - ALIMENTS, PROVENDES, BOISSONS ET TABACS

CODE	COMMODITY MARCHANDISE		1982	1983	1984	AVE. ANNUAL GROWTH RATE (%) 1982-1985		MAJOR COUNTRY OF EXPORT - SHARE OF IMPORT MARKET (%) 1985	
						1985	ANNUEL MOYEN	PAYS EXPORTATEUR PRINCIPAL - PART DU MARCHE DES IMPORTATIONS	
18330	CIGARS AND SIMILAR PRODUCTS CIGARES ET PRODUITS SIMILAIRES				(CONT-D) (SUITE)				
	VALUE (\$000) VALEUR (\$000)		1,291	1,364	1,222	1,459	4	NETHERLANDS PAYS-BAS	35
18350	CIGARETTES CIGARETTES								
	QTY. METRIC QUANT. METRIQUE	(M) (M)	820,906	752,007	530,785	641,289	-8		
	QTY. IMPERIAL QUANT. IMPERIALE	(M) (M)	820,908	752,007	530,785	641,289	-8		
	VALUE (\$000) VALEUR (\$000)		17,417	17,167	12,304	9,950	-17	UNITED STATES ETATS-UNIS	90
18399	TOBACCO, MANUFACTURED N E S TABACS MANUFACTURES N D A								
	QTY. METRIC QUANT. METRIQUE	(KG) (KG)	581,789	577,885	627,432	594,178	1		
	QTY. IMPERIAL QUANT. IMPERIALE	(LB) (LIV)	1,282,631	1,274,024	1,383,258	1,309,945	1		
	VALUE (\$000) VALEUR (\$000)		9,435	9,520	11,527	5,360	-17	UNITED STATES ETATS-UNIS	91



## Section 2

### Fabricated Materials, Inedible

#### Summary

This section covers commodity group codes 301 to 497. The imports listed in this section represent \$18.7 billion (99.7 percent) of the value of all imports during 1985 for products coded to this commodity section.

## Partie 2

### Matières travaillées, non comestibles

#### Résumé

La présente partie donne la liste des groupes de marchandises codés de 301 à 497. La valeur totale des importations mentionnées dans cette partie s'élève à 18,7 milliards de dollars, soit 99,7 p. 100 de la valeur totale des importations en 1985, pour les produits dont le code apparaît dans cette partie.





## IMPORT DATA TRENDS - TENDANCES DES DONNEES SUR L'IMPORTATION

## SECTION 2 - FABRICATED MATERIALS, INEDIBLE

## SECTION 2 - MATIERES TRAVAILLEES, NON COMESTIBLES

CODE	COMMODITY MARCHANDISE	1982	1983	1984	AVE. ANNUAL GROWTH RATE (%) 1982-1985 TAUX DE CROISSANCE 1985 ANNUEL MOYEN		MAJOR COUNTRY OF EXPORT - SHARE OF IMPORT MARKET (%) 1985 PAYS EXPORTATEUR PRINCIPAL - PART DU MARCHE DES IMPORTATIONS	
30110	UPPER LEATHER, CATTLE CUIR POUR EMPIGNES, OE BOVIN							
	QTY. METRIC (M2) QUANT. METRIQUE (M2)	259,761	454,088	422,727	1,407,552	75		
	QTY. IMPERIAL (SQ FT) QUANT. IMPERIALE (PI CA)	2,796,134	4,887,925	4,550,346	15,151,257	75		
	VALUE (\$000) VALEUR (\$000)	5,011	7,841	7,668	20,389	59	ARGENTINA ARGENTINE	51
30120	UPPER LEATHER, CALF AND WHOLE KIP CUIR POUR EMPIGNES, VEAU, VACHETTE							
	QTY. METRIC (M2) QUANT. METRIQUE (M2)	94,010	174,242	195,546	104,199	4		
	QTY. IMPERIAL (SQ FT) QUANT. IMPERIALE (PI CA)	1,011,945	1,875,584	2,104,906	1,121,627	4		
	VALUE (\$000) VALEUR (\$000)	2,441	4,305	5,190	2,897	6	FRANCE FRANCE	36
30130	UPPER LEATHER, GOAT AND KID CUIR POUR EMPIGNES CHEVRE CHEVREAU							
	QTY. METRIC (M2) QUANT. METRIQUE (M2)	223,929	360,565	356,250	391,875	20		
	QTY. IMPERIAL (SQ FT) QUANT. IMPERIALE (PI CA)	2,410,430	3,881,218	3,834,764	4,218,243	20		
	VALUE (\$000) VALEUR (\$000)	6,163	8,656	8,300	9,731	16	ITALY ITALIE	28
30130-20	UPPER LEATHER, KID OR KIDSKIN CUIR POUR EMPIGNES, CHEVREAU OU PEAU DE CHEVREAU							
	QTY. METRIC (D M2) QUANT. METRIQUE (D M2)	1,670,553	3,137,569	3,175,319	3,479,670	27		
	QTY. IMPERIAL (SQ FT) QUANT. IMPERIALE (PI CA)	1,798,169	3,377,253	3,417,886	3,745,487	27		
	VALUE (\$000) VALEUR (\$000)	4,919	7,759	7,451	8,713	21	ITALY ITALIE	29
30199	UPPER LEATHER N E S CUIR POUR EMPIGNES N D A							
	QTY. METRIC (M2) QUANT. METRIQUE (M2)	148,845	144,115	171,600	143,352	-1		
	QTY. IMPERIAL (SQ FT) QUANT. IMPERIALE (PI CA)	1,602,205	1,551,294	1,847,146	1,543,080	-1		
	VALUE (\$000) VALEUR (\$000)	2,938	2,842	4,016	3,362	4	UNITED STATES ETATS-UNIS	33
30210	SHOE LINING LEATHER CATTLE CALF KIP CUIR POUR DOUBLURE, BOVIN VEAU ETC							
	QTY. METRIC (M2) QUANT. METRIQUE (M2)	215,762	299,022	287,355	148,791	-12		
	QTY. IMPERIAL (SQ FT) QUANT. IMPERIALE (PI CA)	2,322,519	3,218,748	3,093,169	1,601,622	-12		
	VALUE (\$000) VALEUR (\$000)	2,503	3,102	3,509	1,959	-8	INDIA INDE	44

## IMPORT DATA TRENDS - TENDANCES DES DONNEES SUR L'IMPORTATION

## SECTION 2 - FABRICATED MATERIALS, INEDIBLE

## SECTION 2 - MATIERES TRAVAILLEES, NON COMESTIBLES

CODE	COMMODITY MARCHANDISE		1982	1983	1984	1985	AVE. ANNUAL GROWTH RATE (%) 1982-1985	MAJOR COUNTRY OF EXPORT - SHARE OF IMPORT MARKET (%) 1985	
							TAUX DE CROISSANCE ANNUEL MOYEN	PAYS EXPORTATEUR PRINCIPAL - PART DU MARCHE DES IMPORTATIONS	
30299	SHOE LINING LEATHER N E S CUIR POUR DOUBLURES CHAUSSURES NDA								
	QTY. METRIC (M2) QUANT. METRIQUE (M2)		283,684	461,725	585,933	388,342	11		
	QTY. IMPERIAL (SQ FT) QUANT. IMPERIALE (PI CA)		3,053,645	4,970,133	6,307,137	4,180,215	11		
	VALUE (\$000) VALEUR (\$000)		2,858	3,707	5,293	4,413	15	ITALY ITALIE	36
30359	SOLE LEATHER AND SOLE LEATHER WASTE CUIR POUR SEMELLES ET DECHETS								
	QTY. METRIC (KG) QUANT. METRIQUE (KG)		83,704	215,215	290,904	216,810	37		
	QTY. IMPERIAL (LB) QUANT. IMPERIALE (LIV)		184,537	474,471	641,336	477,987	37		
	VALUE (\$000) VALEUR (\$000)		486	1,344	1,915	1,606	48	UNITED STATES ETATS-UNIS	61
30399	LACE WELTING BELTING & MECH LEATHER CUIR A LACET, TREPOINTE USAGE TECH.								
	QTY. METRIC (KG) QUANT. METRIQUE (KG)		33,215	12,420	33,611	63,101	24		
	QTY. IMPERIAL (LB) QUANT. IMPERIALE (LIV)		73,226	27,381	74,099	139,114	24		
	VALUE (\$000) VALEUR (\$000)		366	140	348	551	14	UNITED STATES ETATS-UNIS	41
30460	GLOVE & GARMENT LEATHER, SHEEP LAMB CUIR A GANTS & VETEMENTS, DE MOUTON								
	QTY. METRIC (M2) QUANT. METRIQUE (M2)		713,416	950,767	1,174,194	996,611	12		
	QTY. IMPERIAL (SQ FT) QUANT. IMPERIALE (PI CA)		7,679,401	10,234,305	12,639,330	10,727,783	12		
	VALUE (\$000) VALEUR (\$000)		12,285	16,317	21,416	21,104	20	UNITED KINGDOM ROYAUME-UNI	62
30460-21	GARMENT LEATHER, LAMB/SHEEP EXC SPLITS/SHRLGS CUIR AGNEAU ET MOUTON POUR VET. SF PEAUX FENDUES AGNEL								
	QTY. METRIC (D M2) QUANT. METRIQUE (D M2)		5,246,623	8,209,984	10,303,836	9,006,182	20		
	QTY. IMPERIAL (SQ FT) QUANT. IMPERIALE (PI CA)		5,647,420	8,837,157	11,090,962	9,694,178	20		
	VALUE (\$000) VALEUR (\$000)		9,086	14,370	19,346	19,773	29	UNITED KINGDOM ROYAUME-UNI	64
30499	GLOVE AND GARMENT LEATHER N E S CUIR POUR GANTS ET VETEMENTS N D A								
	QTY. METRIC (M2) QUANT. METRIQUE (M2)		3,879,898	5,348,753	5,017,126	3,908,362	0		
	QTY. IMPERIAL (SQ FT) QUANT. IMPERIALE (PI CA)		41,764,244	57,575,382	54,005,659	42,070,640	0		
	VALUE (\$000) VALEUR (\$000)		37,628	52,339	57,241	42,922	4	ARGENTINA ARGENTINE	55
30499-15	GARMENT LEATHER, CATTLEHIDE, EXCEPT SPLITS CUIR DE BOVIN PR VETEMENTS, SAUF CUIR FENDU								
	QTY. METRIC (D M2) QUANT. METRIQUE (D M2)		20,291,148	36,144,846	34,329,347	25,756,771	8		

SEE EXPLANATORY NOTES / VOIR NOTES EXPLICATIVES

## IMPORT DATA TRENDS - TENDANCES DES DONNEES SUR L'IMPORTATION

## SECTION 2 - FABRICATED MATERIALS, INEOIBLE

## SECTION 2 - MATIERES TRAVAILLEES, NON COMESTIBLES

CODE	COMMODITY MARCHANDISE	1982	1983	1984	AVE. ANNUAL GROWTH RATE (%) 1982-1985 TAUX DE CROISSANCE 1985 ANNUEL MOYEN		MAJOR COUNTRY OF EXPORT - SHARE OF IMPORT MARKET (%) 1985 PAYS EXPORTATEUR PRINCIPAL - PART DU MARCHE DES IMPORTATIONS	
30499-15	GARMENT LEATHER, CATTLEHIDE, EXCEPT SPLITS CUIR DE BOVIN PR VETEMENTS, SAUF CUIR FENDU			(CONT-0) (SUITE)				
	QTY. IMPERIAL (SQ FT) QUANT. IMPERIALE (PI CA)	21,841,219	38,906,005	36,951,817	27,724,370	8		
	VALUE (\$000) VALEUR (\$000)	20,671	37,433	42,925	30,608	14	ARGENTINA ARGENTINE	68
30499-61	GARMENT LEATHER SPLITS, CATTLEHIDE /COWHIDE CUIR FENDU POUR VET., CUIR DE BOVINS (CUIR DE VACHE)							
	QTY. METRIC (D M2) QUANT. METRIQUE (D M2)	1,499,979	2,088,485	2,714,287	3,696,826	35		
	QTY. IMPERIAL (SQ FT) QUANT. IMPERIALE (PI CA)	1,614,565	2,248,027	2,921,635	3,979,232	35		
	VALUE (\$000) VALEUR (\$000)	1,105	1,826	2,946	3,246	43	ARGENTINA ARGENTINE	57
30610	BAG, CASE AND STRAP LEATHER CUIR POUR SACS, ETUIS ET COURROIES							
	QTY. METRIC (M2) QUANT. METRIQUE (M2)	63,077	254,736	134,791	121,464	24		
	QTY. IMPERIAL (SQ FT) QUANT. IMPERIALE (PI CA)	678,979	2,742,050	1,450,922	1,307,474	24		
	VALUE (\$000) VALEUR (\$000)	1,202	3,579	2,392	2,143	21	UNITED STATES ETATS-UNIS	53
30615	CHAMOIS LEATHER AND FLESHERS CUIR ET PEAU DE CHAMOIS							
	QTY. METRIC (M2) QUANT. METRIQUE (M2)	30,643	9,600	5,534	40,230	9		
	QTY. IMPERIAL (SQ FT) QUANT. IMPERIALE (PI CA)	329,849	103,333	59,569	433,045	9		
	VALUE (\$000) VALEUR (\$000)	338	110	71	532	16	UNITED KINGDOM ROYAUME-UNI	91
30670	UPHOLSTERY LEATHER CUIR POUR REMBOURRAGE							
	QTY. METRIC (M2) QUANT. METRIQUE (M2)	179,155	233,279	465,059	696,308	57		
	QTY. IMPERIAL (SQ FT) QUANT. IMPERIALE (PI CA)	1,928,470	2,511,073	5,006,012	7,495,238	57		
	VALUE (\$000) VALEUR (\$000)	4,337	5,996	11,816	16,419	55	ITALY ITALIE	35
30680	LEATHER SPLITS N E S CUIR FENDU N D A							
	QTY. METRIC (M2) QUANT. METRIQUE (M2)	542,678	1,330,971	1,857,645	922,253	19		
	QTY. IMPERIAL (SQ FT) QUANT. IMPERIALE (PI CA)	5,841,531	14,326,917	19,996,179	9,927,377	19		
	VALUE (\$000) VALEUR (\$000)	4,284	8,309	7,416	3,673	-5	UNITED STATES ETATS-UNIS	61
30699	LEATHER N E S CUIR N O A							
	QTY. METRIC (M2) QUANT. METRIQUE (M2)	785,702	681,816	819,500	761,008	-1		

## IMPORT DATA TRENDS - TENDANCES DES DONNEES SUR L'IMPORTATION

## SECTION 2 - FABRICATED MATERIALS, INEDIBLE

## SECTION 2 - MATIERES TRAVAILLEES, NDN COMESTIBLES

CODE	COMMODITY MARCHANDISE	1982	1983	1984	AVE. ANNUAL GRDWTN RATE (%) 1982-1985 TAUX DE CROISSANCE ANNUEL MOYEN		MAJOR COUNTRY OF EXPORT - SHARE OF IMPORT MARKET (%) 1985 PAYS EXPDRTATEUR PRINCIPAL - PART DU MARCHE DES IMPORTATIONS	
					1985	ANNUEL MOYEN		
30699	LEATHER N E S CUIR N D A			(CONT-D) (SUITE)				
	QTY. IMPERIAL (SQ FT) QUANT. IMPERIALE (PI CA)	8,457,506	7,339,249	8,821,313	8,191,685	-1		
	VALUE (\$000) VALEUR (\$000)	11,597	10,278	14,010	14,964	9	UNITED STATES ETATS-UNIS	24
30820	LEATHER BELTING COURRDIES EN CUIR							
	QTY. METRIC (KG) QUANT. METRIQUE (KG)	3,432	7,332	17,264	8,443	35		
	QTY. IMPERIAL (LB) QUANT. IMPERIALE (LIV)	7,566	16,164	38,061	18,613	35		
	VALUE (\$000) VALEUR (\$000)	47	94	238	121	37	UNITED STATES ETATS-UNIS	63
30899	LEATHER FABRICATED MATERIALS N E S DEMI-PRDUDITS EN CUIR N D A							
	VALUE (\$000) VALEUR (\$000)	1,144	1,336	1,607	1,570	11	UNITED STATES ETATS-UNIS	59
31039	FURS, DRESSED, MINK FOURRURE DE VISON APPRETEE							
	QTY. METRIC (NO) QUANT. METRIQUE (NOMB)	133,500	129,481	120,398	391,101	43		
	QTY. IMPERIAL (NO) QUANT. IMPERIALE (NOMB)	133,500	129,481	120,398	391,101	43		
	VALUE (\$000) VALEUR (\$000)	5,717	5,597	5,799	14,970	37	GERMANY WEST ALLEMAGNE, O.	55
31039-20	FURS, DRESSED, RANCH MINK FOURRURES DE VISON D'ELEVAGE APPRETEES							
	QTY. METRIC (NO) QUANT. METRIQUE (NOMB)	123,336	114,879	107,310	333,839	39		
	QTY. IMPERIAL (NO) QUANT. IMPERIALE (NOMB)	123,336	114,879	107,310	333,839	39		
	VALUE (\$000) VALEUR (\$000)	5,352	4,876	5,157	12,554	33	GERMANY WEST ALLEMAGNE, O.	58
31069	FURS, DRESSED, SHEEP AND LAMB FOURRURE DE MOUTON, AGNEAU APPRETEE							
	QTY. METRIC (NO) QUANT. METRIQUE (NOMB)	125,637	151,837	131,775	96,261	-8		
	QTY. IMPERIAL (NO) QUANT. IMPERIALE (NOMB)	125,637	151,837	131,775	96,261	-8		
	VALUE (\$000) VALEUR (\$000)	2,217	2,255	1,985	1,556	-11	UNITED STATES ETATS-UNIS	53
31079	FURS, DRESSED, SEAL FOURRURE DE PHOQUE APPRETEE							
	QTY. METRIC (NO) QUANT. METRIQUE (NOMB)	31,872	16,613	25,479	19,235	-16		
	QTY. IMPERIAL (NO) QUANT. IMPERIALE (NOMB)	31,872	16,613	25,479	19,235	-16		
	VALUE (\$000) VALEUR (\$000)	1,531	957	1,380	1,789	5	UNITED STATES ETATS-UNIS	94

## IMPORT DATA TRENDS - TENDANCES DES DONNEES SUR L'IMPORTATION

## SECTION 2 - FABRICATED MATERIALS, INEDIBLE

## SECTION 2 - MATIERES TRAVAILLEES, NON COMESTIBLES

CODE	COMMODITY MARCHANDISE	1982	1983	1984	AVE. ANNUAL GROWTH RATE (%) 1982-1985 TAUX DE CROISSANCE ANNUEL MOYEN		MAJOR COUNTRY OF EXPORT - SHARE OF IMPORT MARKET (%) 1985 PAYS EXPORTATEUR PRINCIPAL - PART DU MARCHE DES IMPORTATIONS	
					1985	ANNUEL MOYEN		
31089	FURS, DRESSED N E S FOURRURES APPRETEES N D A							
	QTY. METRIC (NO) QUANT. METRIQUE (NOMB)	307,528	526,920	404,240	608,501	25		
	QTY. IMPERIAL (NO) QUANT. IMPERIALE (NOMB)	307,528	526,920	404,240	608,501	25		
	VALUE (\$000) VALEUR (\$000)	2,825	4,541	5,641	8,155	45	UNITED STATES ETATS-UNIS	66
31099	FUR PLATES MATS ETC DRESSD DYED NES MOQUETTE TAPIS ETC FOURR APPRET NDA							
	VALUE (\$000) VALEUR (\$000)	2,110	2,764	2,820	4,044	24	GREECE GRECE	55
32104	RUBBER BELTS AND BELTING, CONVEYING COURROIES CAOUTCHOUC TRANSPORTEUSES							
	VALUE (\$000) VALEUR (\$000)	10,591	6,145	4,530	7,478	-11	JAPAN JAPON	60
32115	RUBBER BELTS AND BELTING, V-TYPE COURROIES EN CAOUTCHOUC, DU TYPE V							
	VALUE (\$000) VALEUR (\$000)	15,649	18,841	24,485	19,815	8	UNITED STATES ETATS-UNIS	74
32115-20	RUBBER BELTS & BELTING, V-TYPE, AGRICULTURAL COURROIES DE CAOUTC. TRAPEZOIDALES, D'USAGE AGRICOLE							
	VALUE (\$000) VALEUR (\$000)	2,741	3,465	4,669	3,855	12	UNITED STATES ETATS-UNIS	94
32115-30	RUBBER BELTS & BELTING, V-TYPE, AUTOMOTIVE COURROIES DE CAOUTC TRAPEZ POUR AUTOMOBILE							
	VALUE (\$000) VALEUR (\$000)	5,133	6,020	7,192	7,463	13	UNITED STATES ETATS-UNIS	88
32119	RUBBER BELTS AND BELTING N E S COURROIES EN CAOUTCHOUC N D A							
	VALUE (\$000) VALEUR (\$000)	4,576	5,215	6,216	4,432	-1	UNITED STATES ETATS-UNIS	57
32304	RUBBER SOLING SHEETS FEUILLES DE RESSEMELAGE, SOUS-BOUTS							
	VALUE (\$000) VALEUR (\$000)	3,538	3,227	3,561	2,622	-9	ITALY ITALIE	35
32313	FOAM AND SPONGE RUBBER SHEETING FEUILLES DE CAOUTCHOUC, SPONGIEUX							
	VALUE (\$000) VALEUR (\$000)	1,258	1,677	3,195	2,894	32	UNITED STATES ETATS-UNIS	96
32316	RUBBER SHEETING N E S FEUILLES DE CAOUTCHOUC N D A							
	VALUE (\$000) VALEUR (\$000)	7,543	8,028	11,257	12,923	19	UNITED STATES ETATS-UNIS	79
32509	BATTERY PARTS OF RUBBER PIECES EN CAOUTCHOUC POUR BATTERIES							
	VALUE (\$000) VALEUR (\$000)	3,801	2,647	3,793	4,451	5	UNITED STATES ETATS-UNIS	100

## IMPRT DATA TRENDS - TENDANCES DES DONNEES SUR L'IMPRTATION

## SECTION 2 - FABRICATED MATERIALS, INEDIBLE

## SECTION 2 - MATIERES TRAVAILLEES, NON COMESTIBLES

CODE	COMMODITY MARCHANDISE	1982	1983	1984	AVE. ANNUAL GROWTH RATE (%) 1982-1985 TAUX DE CROISSANCE 1985 ANNUEL MOYEN		MAJOR COUNTRY OF EXPORT - SHARE OF IMPRT MARKET (%) 1985 PAYS EXPORTATEUR PRINCIPAL - PART DU MARCHE DES IMPORTATIONS	
32520	RUBBER PACKING BDURRAGE EN CAOUTCHOUC							
	VALUE (\$000) VALEUR (\$000)	14,785	20,025	28,062	32.030	29	UNITED STATES ETATS-UNIS	93
32520-20	BUSHINGS, RUBBER CDUSSINETS DE CAOUTCHOUC							
	VALUE (\$000) VALEUR (\$000)	4,718	8,800	13,216	13,948	43	UNITED STATES ETATS-UNIS	100
32520-30	SEALS, OIL, RUBBER JOINTS D'ARRET D'HUILE, DE CAOUTCHOUC							
	VALUE (\$000) VALEUR (\$000)	5,400	6,557	9,495	11,924	30	UNITED STATES ETATS-UNIS	51
32520-40	RINGS, PACKING, RUBBER ANNEAUX ETANCHES, DE CAOUTCHOUC							
	VALUE (\$000) VALEUR (\$000)	2,781	2,129	3,027	3,216	5	UNITED STATES ETATS-UNIS	77
32532	RUBBER YARN OR THREAD COVERD OR NOT FILE, FIL, CAOUTCHOUC REVETU OU NON							
	VALUE (\$000) VALEUR (\$000)	3,138	4,085	4,034	4,609	14	UNITED STATES ETATS-UNIS	64
32532-20	RUBBER THREAD OR YARN, NOT COVERED FIL OU FILE DE CAOUTCHOUC, NON GUIPES							
	QTY. METRIC (KG) QUANT. METRIQUE (KG)	567,565	809,553	757,291	825,509	13		
	QTY. IMPERIAL (LB) QUANT. IMPERIALE (LIV)	1,251,274	1,784,768	1,669,550	1,819,945	13		
	VALUE (\$000) VALEUR (\$000)	2,856	3,912	3,758	4,309	15	UNITED STATES ETATS-UNIS	64
32536	RUBBER WASHERS, GASKETS & GROMMETS GARNI DE JOINTS, RONDELLES ETC CAOUT							
	VALUE (\$000) VALEUR (\$000)	7,821	10,026	14,086	15,227	25	UNITED STATES ETATS-UNIS	93
32536-20	GASKETS, RUBBER GARNITURES DE CAOUTCHOUC							
	VALUE (\$000) VALEUR (\$000)	5,539	7,236	10,326	10,808	25	UNITED STATES ETATS-UNIS	92
32536-40	GROMMETS, RUBBER BAGUES DE CAOUTCHOUC							
	VALUE (\$000) VALEUR (\$000)	1,752	2,114	2,896	3,325	24	UNITED STATES ETATS-UNIS	99
32540	RUBBER WEATHERSTRIPPING COUPE-FROID EN CAOUTCHOUC							
	VALUE (\$000) VALEUR (\$000)	2,684	3,562	4,750	5,014	23	UNITED STATES ETATS-UNIS	97
32540-20	RUBBER W/STRIPPING, UN CUT, AUTOMOTIVE BOURRELET D'ETAN DE CAOUT. PR. AUTO, NON COUPE							
	VALUE (\$000) VALEUR (\$000)	2,120	2,495	3,919	4,139	25	UNITED STATES ETATS-UNIS	97
32546	HARD RUBBER FABRICATED MATERIALS DEMI-PRODUITS EN CAOUTCH. DURCI NDA							
	VALUE (\$000) VALEUR (\$000)	1,647	1,538	2,282	2,352	13	UNITED STATES ETATS-UNIS	79

## IMPORT DATA TRENDS - TENDANCES DES DONNÉES SUR L'IMPORTATION

## SECTION 2 - FABRICATED MATERIALS, INEDIBLE

## SECTION 2 - MATIÈRES TRAVAILLÉES, NON COMESTIBLES

CODE	COMMODITY MARCHANDISE	1982	1983	1984	AVE. ANNUAL GROWTH RATE (%) 1982-1985 TAUX DE CROISSANCE 1985 ANNUEL MOYEN		MAJOR COUNTRY OF EXPORT - SHARE OF IMPORT MARKET (%) 1985 PAYS EXPORTATEUR PRINCIPAL - PART DU MARCHÉ DES IMPORTATIONS	
32549	TIRE AND TUBE REPAIR MATERIALS MAT. DE REPAR. PNEUS CHAMBRES A AIR							
	VALUE (\$000)	11,778	16,574	17,027	14,482	7	UNITED STATES	89
	VALEUR (\$000)						ETATS-UNIS	
32549-20	TREAD RUBBER, TIRE REPAIR BANDE DE ROULEMENT DE CAOUTC, REP PNEUS							
	VALUE (\$000)	7,236	11,951	11,328	8,771	6	UNITED STATES	100
	VALEUR (\$000)						ETATS-UNIS	
32558	MOTOR VEHICLE PARTS OF RUBBER N E S PIECES DE VEH. AUTOS EN CAOUTCH NDA							
	VALUE (\$000)	37,955	49,396	73,145	80,384	28	UNITED STATES	97
	VALEUR (\$000)						ETATS-UNIS	
32558-20	MOUNTS, RUBBER, MTR VEH BODY, MOTOR & TRANS CAOUTCHOUC PR CARROSSERIE, MOTEUR, ET TRANSM AUTO							
	VALUE (\$000)	2,489	2,523	2,409	4,175	19	UNITED STATES	95
	VALEUR (\$000)						ETATS-UNIS	
32558-30	HOSE, MTR VEH RAD, FLEXIBLE OR MOULDED TYPES TUYAU DE RADIATEUR AUTO, SOUPLE OU MOULE							
	VALUE (\$000)	13,375	18,189	27,705	32,543	34	UNITED STATES	98
	VALEUR (\$000)						ETATS-UNIS	
32599	RUBBER FABRICATED MATERIALS N E S PRODUITS FINIS EN CAOUTCHOUC N D A							
	VALUE (\$000)	14,408	22,938	27,596	24,478	19	UNITED STATES	84
	VALEUR (\$000)						ETATS-UNIS	
32599-50	TAPE, RUBBER, INDUSTRIAL RUBAN DE CAOUTCHOUC, INDUSTRIEL							
	VALUE (\$000)	3,046	6,644	9,019	7,274	33	UNITED STATES	95
	VALEUR (\$000)						ETATS-UNIS	
33104	LUMBER, ASH BOIS D'OEUVRE, FRENE							
	QTY. METRIC (M3)	21,195	32,706	28,678	28,845	11		
	QUANT. METRIQUE (M3)							
	QTY. IMPERIAL (M B F)	8,982	13,860	12,153	12,266	11		
	QUANT. IMPERIALE (M P P)							
	VALUE (\$000)	5,379	9,199	9,233	9,808	22	UNITED STATES	100
	VALEUR (\$000)						ETATS-UNIS	
33104-20	LUMBER, ASH, ALL DOM SPECIES, ROUGH BOIS DE SCIAGE, FRENE, BRUT, TOUTES ESSENCES INDI							
	QTY. METRIC (M3)	20,704	31,762	28,156	28,253	11		
	QUANT. METRIQUE (M3)							
	QTY. IMPERIAL (M B F)	8,774	13,460	11,932	11,973	11		
	QUANT. IMPERIALE (M P P)							
	VALUE (\$000)	5,232	8,859	9,042	9,673	23	UNITED STATES	100
	VALEUR (\$000)						ETATS-UNIS	
33122	LUMBER, OAK BOIS D'OEUVRE, CHENE							
	QTY. METRIC (M3)	229,131	302,941	312,302	308,215	10		
	QUANT. METRIQUE (M3)							
	QTY. IMPERIAL (M B F)	97,100	128,379	132,346	130,614	10		
	QUANT. IMPERIALE (M P P)							
	VALUE (\$000)	61,659	95,834	107,927	108,054	20	UNITED STATES	100
	VALEUR (\$000)						ETATS-UNIS	



## IMPORT DATA TRENDS - TENDANCES DES DONNEES SUR L'IMPORTATION

## SECTION 2 - FABRICATED MATERIALS, INEDIBLE

## SECTION 2 - MATIERES TRAVAILLEES, NON COMESTIBLES

CODE	COMMODITY MARCHANDISE	1982	1983	1984	1985	AVE. ANNUAL	MAJOR COUNTRY OF EXPORT	
						GROWTH RATE	- SHARE OF IMPORT MARKET	
						(%) 1982-1985	(%) 1985	
						TAUX DE	PAYS EXPORTATEUR	
						CROISSANCE	PRINCIPAL - PART DU	
						ANNUEL MOYEN	MARCHE DES IMPORTATIONS	
33122-20	LUMBER, OAK, WHITE, ROUGH BOIS DE SCIAGE, CHENE BLANC, BRUT							
	QTY. METRIC (M3)	33,317	42,277	51,818	50,654	15		
	QUANT. METRIQUE (M3)							
	QTY. IMPERIAL (M B F)	14,119	17,916	21,959	21,466	15		
	QUANT. IMPERIALE (M P P)							
	VALUE (\$000)	9,119	12,086	16,894	15,205	18	UNITED STATES	100
	VALEUR (\$000)						ETATS-UNIS	
33122-40	LUMBER, OAK, RED, ROUGH BOIS DE SCIAGE, CHENE ROUGE, BRUT							
	QTY. METRIC (M3)	187,875	254,616	252,863	246,900	9		
	QUANT. METRIQUE (M3)							
	QTY. IMPERIAL (M B F)	79,617	107,900	107,157	104,630	9		
	QUANT. IMPERIALE (M P P)							
	VALUE (\$000)	50,725	80,977	87,023	87,037	20	UNITED STATES	100
	VALEUR (\$000)						ETATS-UNIS	
33122-50	LUMBER, OAK, RED, DRESSED BOIS DE SCIAGE, CHENE ROUGE, RABOTE							
	QTY. METRIC (M3)	7,244	5,468	6,355	9,925	11		
	QUANT. METRIQUE (M3)							
	QTY. IMPERIAL (M B F)	3,070	2,317	2,693	4,206	11		
	QUANT. IMPERIALE (M P P)							
	VALUE (\$000)	1,685	2,604	3,760	5,566	48	UNITED STATES	100
	VALEUR (\$000)						ETATS-UNIS	
33124	LUMBER, POPLAR, ASPEN & COTTONWOOD BOIS D'OEUVRE, PEUPLIER TREMBLE ETC							
	QTY. METRIC (M3)	11,062	11,980	14,225	18,953	19		
	QUANT. METRIQUE (M3)							
	QTY. IMPERIAL (M B F)	4,688	5,077	6,028	8,032	19		
	QUANT. IMPERIALE (M P P)							
	VALUE (\$000)	2,535	2,752	3,524	4,904	24	UNITED STATES	100
	VALEUR (\$000)						ETATS-UNIS	
33124-20	LUMBER, POPLAR, EXC YELLOW, ROUGH BOIS DE SCIAGE, PEUPLIER, SAUF TULIPIER D'AMERIQUE, BRUT							
	QTY. METRIC (M3)	10,793	11,235	12,882	18,637	20		
	QUANT. METRIQUE (M3)							
	QTY. IMPERIAL (M B F)	4,574	4,761	5,459	7,898	20		
	QUANT. IMPERIALE (M P P)							
	VALUE (\$000)	2,480	2,607	3,281	4,834	25	UNITED STATES	100
	VALEUR (\$000)						ETATS-UNIS	
33126	LUMBER, WALNUT BOIS D'OEUVRE, NOYER							
	QTY. METRIC (M3)	4,163	4,755	5,578	5,378	9		
	QUANT. METRIQUE (M3)							
	QTY. IMPERIAL (M B F)	1,764	2,015	2,364	2,279	9		
	QUANT. IMPERIALE (M P P)							
	VALUE (\$000)	2,473	2,967	3,250	4,184	19	UNITED STATES	100
	VALEUR (\$000)						ETATS-UNIS	
33126-20	LUMBER, WALNUT, ALL DOM SPECIES, ROUGH BOIS DE SCIAGE, NOYER, BRUT, TOUTES ESS. INDI							
	QTY. METRIC (M3)	4,026	4,691	5,319	4,988	7		
	QUANT. METRIQUE (M3)							
	QTY. IMPERIAL (M B F)	1,706	1,988	2,254	2,114	7		
	QUANT. IMPERIALE (M P P)							

## IMPORT DATA TRENDS - TENDANCES DES DONNEES SUR L'IMPORTATION

## SECTION 2 - FABRICATED MATERIALS, INEDIBLE

## SECTION 2 - MATIERES TRAVAILLEES, NDN COMESTIBLES

CODE	COMMODITY MARCHANDISE	1982	1983	1984	AVE. ANNUAL GROWTH RATE (%) 1982-1985 TAUX DE CROISSANCE 1985 ANNUEL MOYEN		MAJOR COUNTRY OF EXPORT - SHARE OF IMPORT MARKET (%) 1985 PAYS EXPORTATEUR PRINCIPAL - PART DU MARCHE DES IMPORTATIONS	
33126-20	LUMBER, WALNUT, ALL DDM SPECIES, ROUGH BOIS DE SCIAGE, Noyer, BRUT, TOUTES ESS. INDI			(CDNT-D) (SUITE)				
	VALUE (\$000) VALEUR (\$000)	2,379	2,932	3,136	3.875	17	UNITED STATES ETATS-UNIS	100
33129	LUMBER, DOMESTIC HARDWOODS N E S BOIS D'OEUVRE, FEUILLUS INDIG. NDA							
	QTY. METRIC (M3) QUANT. METRIQUE (M3)	97,530	160,486	173,594	126.499	9		
	QTY. IMPERIAL (M B F) QUANT. IMPERIALE (M P P)	41,331	68,010	73,565	53,607	9		
	VALUE (\$000) VALEUR (\$000)	23,786	31,695	34,862	26.736	4	UNITED STATES ETATS-UNIS	99
33129-40	LUMBER, MAPLE, ALL DDM SPECIES, ROUGH BOIS DE SCIAGE, ERABLE, BRUT, TOUTES ESS. INDI							
	QTY. METRIC (M3) QUANT. METRIQUE (M3)	14,073	23,524	25,936	18,253	9		
	QTY. IMPERIAL (M B F) QUANT. IMPERIALE (M P P)	5,964	9,969	10,991	7,735	9		
	VALUE (\$000) VALEUR (\$000)	2,903	4,855	5,566	4.260	14	UNITED STATES ETATS-UNIS	100
33129-70	LUMBER, CHERRY, ALL DDM SPECIES, ROUGH BOIS DE SCIAGE, CERISIER, BRUT, TOUTES ESS. INDI							
	QTY. METRIC (M3) QUANT. METRIQUE (M3)	13,040	11,029	10,097	12,738	-1		
	QTY. IMPERIAL (M B F) QUANT. IMPERIALE (M P P)	5,526	4,674	4,279	5,398	-1		
	VALUE (\$000) VALEUR (\$000)	6,093	4,777	4,277	4,955	-7	UNITED STATES ETATS-UNIS	100
33129-79	LUMBER, DOMESTIC HARDWOOD, ROUGH, NES BOIS DE SCIAGE, BOIS FEUIL. INDI, BRUT, NDA							
	QTY. METRIC (M3) QUANT. METRIQUE (M3)	30,757	67,517	84,420	58,307	24		
	QTY. IMPERIAL (M B F) QUANT. IMPERIALE (M P P)	13,034	28,612	35,775	24,709	24		
	VALUE (\$000) VALEUR (\$000)	5,625	9,846	13,018	9,286	18	UNITED STATES ETATS-UNIS	98
33135	LUMBER, CEDAR BOIS D'OEUVRE, THUYA DU CEDRE							
	QTY. METRIC (M3) QUANT. METRIQUE (M3)	40,833	52,407	46,459	38,693	-2		
	QTY. IMPERIAL (M B F) QUANT. IMPERIALE (M P P)	17,304	22,209	19,688	16,397	-2		
	VALUE (\$000) VALEUR (\$000)	6,557	9,009	8,438	6,567	0	UNITED STATES ETATS-UNIS	100
33135-25	LUMBER, CEDAR, WESTERN RED, DRESSED BOIS DE SCIAGE, THUYA GEANT, RABOTE							
	QTY. METRIC (M3) QUANT. METRIQUE (M3)	26,856	32,326	24,364	23,177	-5		
	QTY. IMPERIAL (M B F) QUANT. IMPERIALE (M P P)	11,381	13,699	10,325	9,822	-5		
	VALUE (\$000) VALEUR (\$000)	4,229	5,401	4,407	3,827	-3	UNITED STATES ETATS-UNIS	100

## IMPORT DATA TRENDS - TENDANCES DES DONNEES SUR L'IMPORTATION

## SECTION 2 - FABRICATED MATERIALS, INEDIBLE

## SECTION 2 - MATIERES TRAVAILLEES, NON COMESTIBLES

CODE	COMMODITY MARCHANDISE	1982	1983	1984	AVE. ANNUAL GROWTH RATE (%) 1982-1985 TAUX DE CROISSANCE 1985 ANNUEL MOYEN		MAJOR COUNTRY OF EXPORT - SHARE OF IMPORT MARKET (%) 1985 PAYS EXPORTATEUR PRINCIPAL - PART DU MARCHE DES IMPORTATIONS	
33138	LUMBER, DOUGLAS FIR BOIS D'OEUVRE, SAPIN DE DOUGLAS							
	QTY. METRIC (M3) QUANT. METRIQUE (M3)	157,819	236,746	149,065	180,638	4		
	QTY. IMPERIAL (M B F) QUANT. IMPERIALE (M P P)	66,880	100,327	63,170	76,550	4		
	VALUE (\$000) VALEUR (\$000)	22,529	33,147	24,910	28,503	8	UNITED STATES ETATS-UNIS	100
33138-20	LUMBER, FIR, DOUGLAS, ROUGH BOIS DE SCIAGE, SAPIN DE DOUGLAS, BRUT							
	QTY. METRIC (M3) QUANT. METRIQUE (M3)	49,838	54,201	44,684	48,611	-1		
	QTY. IMPERIAL (M B F) QUANT. IMPERIALE (M P P)	21,120	22,969	18,936	20,600	-1		
	VALUE (\$000) VALEUR (\$000)	8,656	9,041	8,635	9,408	3	UNITED STATES ETATS-UNIS	100
33138-30	LUMBER, FIR, DOUGLAS, DRESSED BOIS DE SCIAGE, SAPIN DE DOUGLAS, RABOTE							
	QTY. METRIC (M3) QUANT. METRIQUE (M3)	107,982	182,545	104,381	132,027	7		
	QTY. IMPERIAL (M B F) QUANT. IMPERIALE (M P P)	45,760	77,358	44,234	55,950	7		
	VALUE (\$000) VALEUR (\$000)	13,873	24,107	16,274	19,095	11	UNITED STATES ETATS-UNIS	100
33139	LUMBER, FIR N E S BOIS D'OEUVRE, SAPIN N D A							
	QTY. METRIC (M3) QUANT. METRIQUE (M3)	18,658	24,329	19,064	43,214	32		
	QTY. IMPERIAL (M B F) QUANT. IMPERIALE (M P P)	7,907	10,310	8,079	18,313	32		
	VALUE (\$000) VALEUR (\$000)	2,219	2,807	2,101	4,831	29	UNITED STATES ETATS-UNIS	100
33139-39	LUMBER, FIR, DRESSED, NES BOIS DE SCIAGE, SAPIN, RABOTE NDA							
	QTY. METRIC (M3) QUANT. METRIQUE (M3)	11,973	16,334	11,652	34,091	41		
	QTY. IMPERIAL (M B F) QUANT. IMPERIALE (M P P)	5,074	6,922	4,938	14,447	41		
	VALUE (\$000) VALEUR (\$000)	1,400	1,740	1,180	3,592	37	UNITED STATES ETATS-UNIS	100
33143	LUMBER, HEMLOCK BOIS D'OEUVRE, PRUCHE							
	QTY. METRIC (M3) QUANT. METRIQUE (M3)	20,778	43,884	38,933	49,982	34		
	QTY. IMPERIAL (M B F) QUANT. IMPERIALE (M P P)	8,805	18,597	16,499	21,181	34		
	VALUE (\$000) VALEUR (\$000)	3,002	6,562	5,713	6,448	29	UNITED STATES ETATS-UNIS	100
33143-20	LUMBER, HEMLOCK, EASTERN/WESTERN, ROUGH BOIS DE SCIAGE, PRUCHE DE L'EST/TANGA DE CALIFO/BRUT							
	QTY. METRIC (M3) QUANT. METRIQUE (M3)	9,578	25,046	25,098	32,630	50		
	QTY. IMPERIAL (M B F) QUANT. IMPERIALE (M P P)	4,059	10,614	10,636	13,828	50		

## IMPORT DATA TRENDS - TENDANCES DES DONNEES SUR L'IMPORTATION

## SECTION 2 - FABRICATED MATERIALS, INEDIBLE

## SECTION 2 - MATIERES TRAVAILLEES, NON COMESTIBLES

CODE	COMMODITY MARCHANDISE	1982	1983	1984	AVE. ANNUAL GROWTH RATE (%) 1982-1985 TAUX DE CROISSANCE 1985 ANNUEL MOYEN		MAJOR COUNTRY OF EXPORT - SHARE OF IMPORT MARKET (%) 1985 PAYS EXPORTATEUR PRINCIPAL - PART DU MARCHE DES IMPORTATIONS	
					1985	ANNUEL MOYEN		
33143-20	LUMBER, HEMLOCK, EASTERN/WESTERN, ROUGH BOIS DE SCIAGE, PRUCHE DE L'EST/TANGA DE CALIFO/BRUT			(CONT-D) (SUITE)				
	VALUE (\$000) VALEUR (\$000)	1,250	3,312	3,226	3,763	44	UNITED STATES ETATS-UNIS	100
33144	LUMBER, WESTERN LARCH BOIS D'OEUVRE, MELEZE DE L'OUEST							
	QTY. METRIC (M3) QUANT. METRIQUE (M3)	31,415	23,932	9,203	8,887	-34		
	QTY. IMPERIAL (M B F) QUANT. IMPERIALE (M P P)	13,313	10,142	3,900	3,766	-34		
	VALUE (\$000) VALEUR (\$000)	2,539	2,582	1,061	1,082	-24	UNITED STATES ETATS-UNIS	100
33148	LUMBER, PONDEROSA PINE BOIS D'OEUVRE, PIN A BOIS LOURD							
	QTY. METRIC (M3) QUANT. METRIQUE (M3)	115,165	181,327	166,218	179,078	16		
	QTY. IMPERIAL (M B F) QUANT. IMPERIALE (M P P)	48,804	76,842	70,439	75,889	16		
	VALUE (\$000) VALEUR (\$000)	17,253	36,261	35,058	38,054	30	UNITED STATES ETATS-UNIS	100
33148-20	LUMBER, PINE, PONDEROSA, ROUGH BOIS DE SCIAGE, PIN PONDEROSA, BRUT							
	QTY. METRIC (M3) QUANT. METRIQUE (M3)	33,199	56,752	63,272	57,538	20		
	QTY. IMPERIAL (M B F) QUANT. IMPERIALE (M P P)	14,069	24,050	26,813	24,383	20		
	VALUE (\$000) VALEUR (\$000)	5,295	11,774	13,663	13,305	35	UNITED STATES ETATS-UNIS	100
33148-30	LUMBER, PINE, PONDEROSA, DRESSED BOIS DE SCIAGE, PIN PONDEROSA, RABOTE							
	QTY. METRIC (M3) QUANT. METRIQUE (M3)	81,966	124,575	102,946	121,541	14		
	QTY. IMPERIAL (M B F) QUANT. IMPERIALE (M P P)	34,735	52,792	43,626	51,506	14		
	VALUE (\$000) VALEUR (\$000)	11,958	24,486	21,395	24,749	27	UNITED STATES ETATS-UNIS	100
33152	LUMBER, PINE N E S BOIS D'OEUVRE, PIN N D A							
	QTY. METRIC (M3) QUANT. METRIQUE (M3)	57,363	101,245	94,777	88,054	15		
	QTY. IMPERIAL (M B F) QUANT. IMPERIALE (M P P)	24,309	42,905	40,164	37,315	15		
	VALUE (\$000) VALEUR (\$000)	8,599	15,653	15,538	13,901	17	UNITED STATES ETATS-UNIS	100
33152-20	LUMBER, PINE, YELLOW, ROUGH EXC WEST YELLOW BOIS DE SCIAGE, PIN WEYMOUTH, BRUT, SAUF PIN BENTHAM							
	QTY. METRIC (M3) QUANT. METRIQUE (M3)	26,608	50,406	53,988	45,720	20		
	QTY. IMPERIAL (M B F) QUANT. IMPERIALE (M P P)	11,276	21,361	22,879	19,375	20		
	VALUE (\$000) VALEUR (\$000)	3,929	7,589	8,885	7,251	23	UNITED STATES ETATS-UNIS	100

## IMPORT DATA TRENDS - TENDANCES DES DONNEES SUR L'IMPORTATION

## SECTION 2 - FABRICATED MATERIALS, INEDIBLE

## SECTION 2 - MATIERES TRAVAILLEES, NON COMESTIBLES

CODE	COMMODITY MARCHANDISE	1982	1983	1984	AVE. ANNUAL GROWTH RATE (%) 1982-1985 TAUX DE CROISSANCE ANNUEL MOYEN		MAJOR COUNTRY OF EXPORT - SHARE OF IMPORT MARKET (%) 1985 PAYS EXPORTATEUR PRINCIPAL - PART DU MARCHE DES IMPORTATIONS	
					1985	ANNUAL MOYEN		
33155	LUMBER, SPRUCE BOIS D'OEUVRE, EPINETTE							
	QTY. METRIC (M3) QUANT. METRIQUE (M3)	40,276	67,397	53,745	29,558	-10		
	QTY. IMPERIAL (M B F) QUANT. IMPERIALE (M P P)	17,068	28,561	22,776	12,526	-10		
	VALUE (\$000) VALEUR (\$000)	3,636	6,836	5,553	2,635	-10	UNITED STATES ETATS-UNIS	100
33159	LUMBER, DOMESTIC SOFTWOODS N E S BOIS D'OEUVRE, RESINEUX INDIG. NDA							
	QTY. METRIC (M3) QUANT. METRIQUE (M3)	9,352	14,583	23,706	17,545	23		
	QTY. IMPERIAL (M B F) QUANT. IMPERIALE (M P P)	3,963	6,180	10,046	7,435	23		
	VALUE (\$000) VALEUR (\$000)	883	1,582	1,890	1,779	26	UNITED STATES ETATS-UNIS	100
33165	LUMBER, MAHOGANY BOIS D'OEUVRE, ACAJOU							
	QTY. METRIC (M3) QUANT. METRIQUE (M3)	7,641	11,541	13,849	16,695	29		
	QTY. IMPERIAL (M B F) QUANT. IMPERIALE (M P P)	3,238	4,891	5,869	7,075	29		
	VALUE (\$000) VALEUR (\$000)	2,958	4,599	5,747	6,592	30	UNITED STATES ETATS-UNIS	47
33165-40	LUMBER, MAHOGANY, AMERICAN, ROUGH BOIS DE SCIAGE, ACAJOU D'AMERIQUE, BRUT							
	QTY. METRIC (M3) QUANT. METRIQUE (M3)	2,383	3,575	5,550	7,631	47		
	QTY. IMPERIAL (M B F) QUANT. IMPERIALE (M P P)	1,010	1,515	2,352	3,234	47		
	VALUE (\$000) VALEUR (\$000)	1,130	1,688	2,349	3,050	39	UNITED STATES ETATS-UNIS	51
33170	LUMBER, REDWOOD BOIS D'OEUVRE, BRESIL							
	QTY. METRIC (M3) QUANT. METRIQUE (M3)	10,836	17,578	16,974	17,427	17		
	QTY. IMPERIAL (M B F) QUANT. IMPERIALE (M P P)	4,592	7,449	7,193	7,385	17		
	VALUE (\$000) VALEUR (\$000)	3,826	6,109	6,224	6,881	21	UNITED STATES ETATS-UNIS	100
33170-20	LUMBER, SEQUOIA/REDWOOD, ROUGH BOIS DE SCIAGE, SEQUOIA, BRUT							
	QTY. METRIC (M3) QUANT. METRIQUE (M3)	4,965	11,567	10,803	10,194	27		
	QTY. IMPERIAL (M B F) QUANT. IMPERIALE (M P P)	2,104	4,902	4,578	4,320	27		
	VALUE (\$000) VALEUR (\$000)	1,761	3,947	3,846	3,942	30	UNITED STATES ETATS-UNIS	100
33176	LUMBER, PINE, SOUTHERN AND SUGAR BOIS D'OEUVRE PIN DU MIDI & A SUCRE							
	QTY. METRIC (M3) QUANT. METRIQUE (M3)	3,728	9,290	9,229	9,927	38		

SEE EXPLANATORY NOTES / VOIR NOTES EXPLICATIVES

## IMPORT DATA TRENDS - TENDANCES DES DONNEES SUR L'IMPORTATION

## SECTION 2 - FABRICATED MATERIALS, INEDIBLE

## SECTION 2 - MATIERES TRAVAILLEES, NON COMESTIBLES

CODE	COMMODITY MARCHANDISE	1982	1983	1984	AVE. ANNUAL GROWTH RATE (%) 1982-1985 TAUX DE CROISSANCE ANNUEL MOYEN		MAJOR COUNTRY OF EXPORT - SHARE OF IMPORT MARKET (%) 1985 PAYS EXPORTATEUR PRINCIPAL - PART DU MARCHE DES IMPORTATIONS	
					1985	ANNUEL MOYEN		
33176	LUMBER, PINE, SOUTHERN AND SUGAR BOIS D'OEUVRE PIN DU MIDI & A SUCRE			(CONT-D) (SUITE)				
	QTY. IMPERIAL (M B F) QUANT. IMPERIALE (M P P)	1,580	3,937	3,911	4,207	38		
	VALUE (\$000) VALEUR (\$000)	733	2,054	1,948	1,701	32	UNITED STATES ETATS-UNIS	100
33179	LUMBER, EXOTIC SPECIES N E S BOIS D'OEUVRE ESPECES EXOTIQUES NDA							
	QTY. METRIC (M3) QUANT. METRIQUE (M3)	17,981	43,577	28,095	29,327	17		
	QTY. IMPERIAL (M B F) QUANT. IMPERIALE (M P P)	7,620	18,467	11,906	12,428	17		
	VALUE (\$000) VALEUR (\$000)	6,083	11,441	8,506	8,039	10	BRAZIL BRESIL	36
33179-40	LUMBER, VIROLA, ROUGH BOIS DE SCIAGE, VIROLA, BRUT							
	QTY. METRIC (M3) QUANT. METRIQUE (M3)	7,275	29,058	16,067	18,371	36		
	QTY. IMPERIAL (M B F) QUANT. IMPERIALE (M P P)	3,083	12,314	6,808	7,785	36		
	VALUE (\$000) VALEUR (\$000)	1,657	6,208	3,658	4,221	36	BRAZIL BRESIL	64
33339	RAILWAY TIES TRAVERSES DE VOIE FERREE							
	QTY. METRIC (NO) QUANT. METRIQUE (NOMB)	551,299	557,691	1,107,575	739,081	10		
	QTY. IMPERIAL (NO) QUANT. IMPERIALE (NOMB)	551,299	557,691	1,107,575	739,081	10		
	VALUE (\$000) VALEUR (\$000)	7,339	7,266	15,506	11,133	15	UNITED STATES ETATS-UNIS	100
33339-20	RAILWAY TIES, STANDARD TRACK, WOODEN TRAVERSES DE CHEMIN FER A VOIE NORMALE EN BOIS							
	QTY. METRIC (NO) QUANT. METRIQUE (NOMB)	520,151	496,600	1,015,490	658,859	8		
	QTY. IMPERIAL (NO) QUANT. IMPERIALE (NOMB)	520,151	496,600	1,015,490	658,859	8		
	VALUE (\$000) VALEUR (\$000)	6,914	6,512	14,122	9,981	13	UNITED STATES ETATS-UNIS	100
33390	DIMENSION-SAWN STOCK SCIAGES DE DIMENSIONS DETERMINEES							
	VALUE (\$000) VALEUR (\$000)	4,235	10,123	12,273	11,883	41	UNITED STATES ETATS-UNIS	80
33399	SAWMILL PRODUCTS N E S SCIAGES N D A							
	VALUE (\$000) VALEUR (\$000)	2,045	2,610	3,227	4,098	26	UNITED STATES ETATS-UNIS	99
33589	COOPERAGE STOCK DEMI-PRODUITS DE TONNELLERIE							
	VALUE (\$000) VALEUR (\$000)	1,180	1,832	1,084	1,300	3	UNITED STATES ETATS-UNIS	100

## IMPORT DATA TRENDS - TENDANCES DES DONNEES SUR L'IMPORTATION

## SECTION 2 - FABRICATED MATERIALS, INEDIBLE

## SECTION 2 - MATIERES TRAVAILLEES, NON COMESTIBLES

CODE	COMMODITY MARCHANDISE	1982	1983	1984	AVE. ANNUAL GROWTH RATE (%) 1982-1985 TAUX DE CROISSANCE 1985 ANNUEL MOYEN		MAJOR COUNTRY OF EXPORT - SHARE OF IMPORT MARKET (%) 1985 PAYS EXPORTATEUR PRINCIPAL - PART DU MARCHE DES IMPORTATIONS	
33609	DOORS OF WOOD PORTES EN BOIS							
	QTY. METRIC (NO) QUANT. METRIQUE (NOMB)	200,332	221,547	188,947	215,621	3		
	QTY. IMPERIAL (NO) QUANT. IMPERIALE (NOMB)	200,332	221,547	188,947	215,621	3		
	VALUE (\$000) VALEUR (\$000)	5,637	7,090	7,173	6,334	4	UNITED STATES ETATS-UNIS	70
33635	WINDOWS, DOOR & WINDOW FRAMES, WOOD FENETRES, CHASSIS, CADRES EN BOIS							
	VALUE (\$000) VALEUR (\$000)	16,297	26,538	29,314	28,618	21	UNITED STATES ETATS-UNIS	78
33635-20	FRAMES, DOOR & WINDOW, WOODEN CADRES DE PORTE, DE FENETRE, EN BOIS							
	VALUE (\$000) VALEUR (\$000)	5,319	7,339	10,274	7,934	14	MALAYSIA MALAISIE	31
33635-30	WINDOWS, WOODEN, FITTED WITH GLASS CHASSIS DE BOIS AVEC FENETRES VITREES							
	VALUE (\$000) VALEUR (\$000)	9,971	18,311	17,924	19,833	25	UNITED STATES ETATS-UNIS	98
33659	FLOORING, HARDWOOD LAMES POUR PARQUET, BOIS FEUILLUS							
	QTY. METRIC (M3) QUANT. METRIQUE (M3)	9,153	21,221	14,022	10,055	3		
	QTY. IMPERIAL (M B F) QUANT. IMPERIALE (M P P)	3,879	8,993	5,942	4,261	3		
	VALUE (\$000) VALEUR (\$000)	3,844	7,344	5,903	5,848	15	UNITED STATES ETATS-UNIS	77
33659-70	FLOORING, HARDWOOD, OAK LAMES DE PLANCHER EN BOIS DUR, CHENE							
	QTY. METRIC (M3) QUANT. METRIQUE (M3)	7,886	13,038	7,723	6,220	-7		
	QTY. IMPERIAL (M B F) QUANT. IMPERIALE (M P P)	3,342	5,525	3,273	2,636	-7		
	VALUE (\$000) VALEUR (\$000)	3,219	6,318	4,536	4,174	9	UNITED STATES ETATS-UNIS	94
33699	MILLWORK N E S RABOTAGES N D A							
	VALUE (\$000) VALEUR (\$000)	15,087	29,583	26,741	35,853	33	UNITED STATES ETATS-UNIS	86
33699-30	MOULDINGS, CONSTRUCTION TYPE, WOODEN MOULURES EN BOIS POUR CONSTRUCTION							
	VALUE (\$000) VALEUR (\$000)	9,953	21,932	20,494	26,926	39	UNITED STATES ETATS-UNIS	86
33707	VENEER, CHERRY PLACAGES, CERISIER							
	QTY. METRIC (M2) QUANT. METRIQUE (M2)	128,098	376,914	399,766	656,934	72		
	QTY. IMPERIAL (SQ FT) QUANT. IMPERIALE (PI CA)	1,378,884	4,057,205	4,303,189	7,071,411	72		
	VALUE (\$000) VALEUR (\$000)	150	530	574	1,117	94	UNITED STATES ETATS-UNIS	97

## IMPORT DATA TRENDS - TENDANCES DES DONNEES SUR L'IMPORTATION

## SECTION 2 - FABRICATED MATERIALS, INEDIBLE

## SECTION 2 - MATIERES TRAVAILLEES, NON COMESTIBLES

CODE	COMMODITY MARCHANDISE	1982	1983	1984	AVE. ANNUAL GROWTH RATE (%) 1982-1985 TAUX DE CROISSANCE 1985 ANNUEL MOYEN		MAJOR COUNTRY OF EXPORT - SHARE OF IMPORT MARKET (%) 1985 PAYS EXPORTATEUR PRINCIPAL - PART DU MARCHÉ DES IMPORTATIONS	
					1985	ANNUEL MOYEN		
33711	VENEER, MAHOGANY PLACAGES, ACAJOU							
	QTY. METRIC (M2) QUANT. METRIQUE (M2)	1,983,334	3,452,942	2,699,631	2,326,760	5		
	QTY. IMPERIAL (SQ FT) QUANT. IMPERIALE (PI CA)	21,349,131	37,168,373	29,059,540	25,045,860	5		
	VALUE (\$000) VALEUR (\$000)	1,752	3,202	2,757	2,967	19	UNITED STATES ETATS-UNIS	67
33715	VENEER, OAK PLACAGES, CHENE							
	QTY. METRIC (M2) QUANT. METRIQUE (M2)	4,111,634	6,650,787	8,909,380	5,365,865	9		
	QTY. IMPERIAL (SQ FT) QUANT. IMPERIALE (PI CA)	44,258,712	71,590,814	95,902,903	57,759,581	9		
	VALUE (\$000) VALEUR (\$000)	4,843	7,524	10,889	6,941	13	UNITED STATES ETATS-UNIS	95
33716	VENEER, WALNUT PLACAGES, NOYER							
	QTY. METRIC (M2) QUANT. METRIQUE (M2)	1,884,409	2,342,729	1,797,513	1,736,850	1		
	QTY. IMPERIAL (SQ FT) QUANT. IMPERIALE (PI CA)	18,131,424	25,217,747	19,348,898	18,695,909	1		
	VALUE (\$000) VALEUR (\$000)	2,291	3,717	2,923	2,722	6	UNITED STATES ETATS-UNIS	96
33719	VENEER, HARDWOOD N E S PLACAGES, BOIS FEUILLUS N D A							
	QTY. METRIC (M2) QUANT. METRIQUE (M2)	3,661,261	6,318,617	7,123,962	7,484,478	27		
	QTY. IMPERIAL (SQ FT) QUANT. IMPERIALE (PI CA)	39,410,771	68,015,250	76,684,195	80,564,892	27		
	VALUE (\$000) VALEUR (\$000)	4,253	8,641	8,867	9,185	29	UNITED STATES ETATS-UNIS	42
33739	VENEER, SOFTWOOD PLACAGES, BOIS RESINEUX							
	QTY. METRIC (M2) QUANT. METRIQUE (M2)	7,836,452	13,979,783	15,013,713	17,881,064	31		
	QTY. IMPERIAL (SQ FT) QUANT. IMPERIALE (PI CA)	84,353,625	150,482,051	161,611,551	192,476,471	31		
	VALUE (\$000) VALEUR (\$000)	6,740	9,331	11,658	13,483	26	UNITED STATES ETATS-UNIS	98
33739-20	VENEER, DOUGLAS FIR PLACAGES DE SAPIN DE DOUGLAS							
	QTY. METRIC (M2) QUANT. METRIQUE (M2)	6,147,415	10,516,985	12,789,289	15,577,676	36		
	QTY. IMPERIAL (SQ FT) QUANT. IMPERIALE (PI CA)	66,172,385	113,207,587	137,667,261	167,882,201	36		
	VALUE (\$000) VALEUR (\$000)	4,712	6,065	9,343	10,762	31	UNITED STATES ETATS-UNIS	100



## IMPORT DATA TRENDS - TENDANCES DES DONNEES SUR L'IMPORTATION

## SECTION 2 - FABRICATED MATERIALS, INEDIBLE

## SECTION 2 - MATIERES TRAVAILLEES, NON COMESTIBLES

CODE	COMMODITY MARCHANDISE	1982	1983	1984	AVE. ANNUAL GROWTH RATE (%) 1982-1985 TAUX DE CROISSANCE ANNUEL MOYEN		MAJOR COUNTRY OF EXPORT - SHARE OF IMPORT MARKET (%) 1985 PAYS EXPORTATEUR PRINCIPAL - PART DU MARCHE DES IMPORTATIONS		
					1985	ANNUEL MOYEN			
33841	PLYWOOD, MAHOGANY, DOORSKINS CONTRE-PLAQUES D'ACAJOU POUR PORTES								
	QTY. METRIC (M3) QUANT. METRIQUE (M3)	13.891	30.809	21.317	22.673	17			
	QTY. IMPERIAL (SF1/4) QUANT. IMPERIALE (PC1/4)	23,543,397	52,219,085	36,130,534	38,428,245	17			
	VALUE (\$000) VALEUR (\$000)	5,541	13,366	10,308	9,242	18	TAIWAN TAIWAN	54	
33841-20	PLYWOOD, MAHOGANY, PHILIPPINE, DOORSKINS CONTREPLAQUES DE LAUAN ROUGE POUR PORTES								
	QTY. METRIC (M3) QUANT. METRIQUE (M3)	13,053	30,536	20,008	19,017	13			
	QTY. IMPERIAL (SF1/4) QUANT. IMPERIALE (PC1/4)	22,123,770	51,755,922	33,911,657	32,232,784	13			
	VALUE (\$000) VALEUR (\$000)	5,153	13,221	9,711	7,566	14	TAIWAN TAIWAN	52	
33843	PLYWOOD, MAHOGANY, UNFINISHED CONTRE-PLAQUES D'ACAJOU NON FINIS								
	QTY. METRIC (M3) QUANT. METRIQUE (M3)	13,540	50,818	23,108	12,173	-3			
	QTY. IMPERIAL (SF1/4) QUANT. IMPERIALE (PC1/4)	22,948,704	86,132,742	39,166,201	20,631,545	-3			
	VALUE (\$000) VALEUR (\$000)	5,113	18,766	8,009	4,231	-6	INDONESIA INDONESIE	50	
33848	PLYWOOD, MAHOGANY, PRE-FINISHED CONTRE-PLAQUES D'ACAJOU SEMI-FINIS								
	QTY. METRIC (M3) QUANT. METRIQUE (M3)	2,919	3,366	1,120	1,264	-24			
	QTY. IMPERIAL (SF1/4) QUANT. IMPERIALE (PC1/4)	4,947,755	5,705,275	1,899,021	2,142,154	-24			
	VALUE (\$000) VALEUR (\$000)	1,397	1,706	646	617	-24	UNITED STATES ETATS-UNIS	77	
33851	PLYWOOD, SEN CONTRE-PLAQUES, SEN								
	QTY. METRIC (M3) QUANT. METRIQUE (M3)	1,372	2,255	920	1,295	-2			
	QTY. IMPERIAL (SF1/4) QUANT. IMPERIALE (PC1/4)	2,325,660	3,822,260	1,560,069	2,194,756	-2			
	VALUE (\$000) VALEUR (\$000)	948	1,456	645	780	-6	JAPAN JAPON	80	
33855	PLYWOOD, HARDWOOD, UNFINISHED N E S CONTRE-PLAQUE BOIS DUR NON-FINI NDA								
	QTY. METRIC (M3) QUANT. METRIQUE (M3)	8,955	18,302	21,403	40,817	65			
	QTY. IMPERIAL (SF1/4) QUANT. IMPERIALE (PC1/4)	15,178,308	31,019,504	36,276,161	69,180,651	65			
	VALUE (\$000) VALEUR (\$000)	4,682	11,865	12,203	18,951	59	INDONESIA INDONESIE	45	

## IMPORT DATA TRENDS - TENDANCES DES DONNEES SUR L'IMPORTATION

## SECTION 2 - FABRICATED MATERIALS, INEDIBLE

## SECTION 2 - MATIERES TRAVAILLEES, NON COMESTIBLES

CODE	COMMODITY MARCHANDISE	1982	1983	1984	AVE. ANNUAL GROWTH RATE (%) 1982-1985 TAUX DE CROISSANCE ANNUEL MOYEN		MAJOR COUNTRY OF EXPORT - SHARE OF IMPORT MARKET (%) 1985 PAYS EXPORTATEUR PRINCIPAL - PART DU MARCHE DES IMPORTATIONS		
					1985	ANNUEL MOYEN			
33857	PLYWOOD, HARDWOOD, PRE-FINISHED NES CONTRE-PLAQUE BOIS DUR SEMI-FIN NDA								
	QTY. METRIC (M3) QUANT. METRIQUE (M3)	8,291	7,663	7,253	7,226	-4			
	QTY. IMPERIAL (SF1/4) QUANT. IMPERIALE (PC1/4)	14,051,885	12,987,367	12,292,971	12,246,742	-4			
	VALUE (\$000) VALEUR (\$000)	3,298	2,664	2,645	3,294	0	TAIWAN TAIWAN	29	
33879	PLYWOOD, SOFTWOOD CONTRE-PLAQUES, BOIS RESINEUX								
	QTY. METRIC (M3) QUANT. METRIQUE (M3)	15,371	18,393	19,673	15,899	1			
	QTY. IMPERIAL (SF3/8) QUANT. IMPERIALE (PC3/8)	17,466,486	20,900,903	22,355,660	18,066,484	1			
	VALUE (\$000) VALEUR (\$000)	4,789	5,390	6,257	5,487	5	UNITED STATES ETATS-UNIS	100	
33895	PARTICLE BOARD, RECONSTITUTED WOOD PANNEAUX DE PARTICULES, BOIS RECON.								
	QTY. METRIC (M3) QUANT. METRIQUE (M3)	39,401	66,940	65,564	76,399	24			
	QTY. IMPERIAL (SF5/8) QUANT. IMPERIALE (PC5/8)	26,803,709	45,537,222	44,601,066	51,972,016	24			
	VALUE (\$000) VALEUR (\$000)	7,533	11,149	13,422	16,262	29	UNITED STATES ETATS-UNIS	99	
33899	PLYWOOD & WOOD BUILDING BOARDS NES CONTRE-PLAQUE, PANNEAUX CONSTR. NDA								
	VALUE (\$000) VALEUR (\$000)	7,589	9,440	10,226	11,337	14	UNITED STATES ETATS-UNIS	78	
33899-20	PARTICLEBOARD, PLASTIC FACED PANNEAUX DE PARTICULES, PAREMENT DE PLASTIQUE								
	VALUE (\$000) VALEUR (\$000)	3,448	3,423	3,259	3,016	-4	UNITED STATES ETATS-UNIS	91	
33911	HAND TOOL HANDLES, WOOD MANCHES & POIGNEES D'OUTILS MANUELS								
	VALUE (\$000) VALEUR (\$000)	1,847	1,665	2,333	2,026	3	UNITED STATES ETATS-UNIS	98	
33919	HANDLES GRIPS BACKS & LIKE PROD NES MANCHES, PDIGNEES, DOS, PROD SIMIL.								
	VALUE (\$000) VALEUR (\$000)	1,157	1,478	1,219	1,435	7	UNITED STATES ETATS-UNIS	41	
33930	BLANKS BLDCKS ROUGH-SHAPED NES WOOD BLOCS GROSSIEREMENT FACONNES N D A								
	VALUE (\$000) VALEUR (\$000)	2,196	2,232	1,797	1,636	-9	UNITED STATES ETATS-UNIS	88	
33973	PENCIL SLATS LATTES POUR FABRICATION DE CRAYONS								
	VALUE (\$000) VALEUR (\$000)	2,145	2,110	2,824	2,584	6	UNITED STATES ETATS-UNIS	99	

## IMPRT DATA TRENDS - TENDANCES DES DONNEES SUR L'IMPRTATION

## SECTION 2 - FABRICATED MATERIALS, INEDIBLE

## SECTION 2 - MATIERES TRAVAILLEES, NON COMESTIBLES

CODE	COMMODITY MARCHANDISE	1982	1983	1984	AVE. ANNUAL GROWTH RATE (%) 1982-1985 TAUX DE CROISSANCE ANNUEL MOYEN		MAJOR COUNTRY OF EXPORT - SHARE OF IMPORT MARKET (%) 1985 PAYS EXPORTATEUR PRINCIPAL - PART DU MARCHE DES IMPORTATIONS		
					1985				
33977	MOULDINGS, WOOD, EXC. CONSTR. TYPE MOULURES, SAUF DU TYPE CONSTRUCTION								
	VALUE (\$000) VALEUR (\$000)	3,272	3,653	4,064	7,875	34	UNITED STATES ETATS-UNIS	75	
33983	WOOD FLOUR POUDRE DE BOIS								
	QTY. METRIC (TONNE) QUANT. METRIQUE (TONNE)	5,460	6,892	5,522	5,165	-2			
	QTY. IMPERIAL (CWT) QUANT. IMPERIALE (QTL)	120,378	151,949	121,739	113,873	-2			
	VALUE (\$000) VALEUR (\$000)	1,647	2,068	2,031	1,925	5	UNITED STATES ETATS-UNIS	100	
33991	CHARCOAL, WOOD CHARBON DE BOIS								
	QTY. METRIC (TONNE) QUANT. METRIQUE (TONNE)	12,000	9,530	8,776	7,228	-16			
	QTY. IMPERIAL (TON) QUANT. IMPERIALE (TONNE)	13,228	10,505	9,674	7,967	-16			
	VALUE (\$000) VALEUR (\$000)	4,394	4,082	3,653	3,040	-12	UNITED STATES ETATS-UNIS	94	
33999	WOOD FABRICATED MATERIALS N E S PRODUITS EN BOIS N D A								
	VALUE (\$000) VALEUR (\$000)	13,966	17,797	20,001	20,514	14	UNITED STATES ETATS-UNIS	68	
34019	WOOD PULP DISSOLVING & SPECIAL ALPHA PATE DE BOIS, SOLUBLE ALPHA SPECIAL								
	QTY. METRIC (T AD) QUANT. METRIQUE (T SA)	52,279	54,130	56,311	47,825	-3			
	QTY. IMPERIAL (CWTAD) QUANT. IMPERIALE (QTLA)	1,152,541	1,193,349	1,241,434	1,054,342	-3			
	VALUE (\$000) VALEUR (\$000)	26,798	27,580	32,626	27,718	1	OTHER COUNTRIES AUTRES PAYS	100	
34019-20	WOOD PULP, DISSOLVING GRADES PATE DE BOIS, SOLUBLE, PAR TRANSFORMATION CHIMIQUE								
	QTY. METRIC (KG AD) QUANT. METRIQUE (KG SA)	51,985,034	53,815,461	56,009,214	47,607,732	-3			
	QTY. IMPERIAL (CWTAD) QUANT. IMPERIALE (QTLA)	1,146,074	1,186,428	1,234,792	1,049,571	-3			
	VALUE (\$000) VALEUR (\$000)	26,584	27,312	32,367	27,507	1	OTHER COUNTRIES AUTRES PAYS	100	
34021	WOOD PULP BL. KRAFT PAPER GR. SOFT. PATE DE BOIS KRAFT PAPIER BOIS TEND								
	QTY. METRIC (T AD) QUANT. METRIQUE (T SA)	76,152	72,699	89,504	107,128	12			
	QTY. IMPERIAL (CWTAD) QUANT. IMPERIALE (QTLA)	1,678,834	1,602,719	1,973,186	2,361,739	12			
	VALUE (\$000) VALEUR (\$000)	49,127	41,711	62,022	62,952	8	UNITED STATES ETATS-UNIS	100	
34021-20	WOOD PULP, SULPHATE, BLEACHED, SOFTWOOD PATE DE BOIS AU SULFATE, BLANCHE, BOIS RESINEUX								
	QTY. METRIC (KG AD) QUANT. METRIQUE (KG SA)	76,150,618	72,698,100	89,467,543	106,828,153	12			

SEE EXPLANATORY NOTES / VOIR NOTES EXPLICATIVES

## IMPORT DATA TRENDS - TENDANCES DES DONNEES SUR L'IMPORTATION

## SECTION 2 - FABRICATED MATERIALS, INEDIBLE

## SECTION 2 - MATIERES TRAVAILLEES, NDN COMESTIBLES

CODE	COMMODITY MARCHANDISE	1982	1983	1984	AVE. ANNUAL GRDWTN RATE (%) 1982-1985 TAUX DE CRDISSANCE 1985 ANNUEL MOYEN		MAJDR COUNTRY OF EXPORT - SHARE OF IMPDRT MARKET (%) 1985 PAYS EXPORTATEUR PRINCIPAL - PART DU MARCHE DES IMPORTATIONS	
34021-20	WDDP PULP, SULPHATE, BLEACHED, SDFTWDD PATE DE BOIS AU SULFATE, BLANCHIE, BOIS RESINEUX			(CONT-D) (SUITE)				
	QTY. IMPERIAL (CWTAD) QUANT. IMPERIALE (QTLA)	1,678,834	1,602,719	1,972,422	2,355,158	12		
	VALUE (\$000) VALEUR (\$000)	49,127	41,711	62,007	62,786	8	UNITED STATES ETATS-UNIS	100
34022	WDDP PULP BL. KRAFT PAPER GR. HARD. PATE DE BOIS KRAFT, PAPIER BOIS DUR							
	QTY. METRIC (T AD) QUANT. METRIQUE (T SA)	10,404	22,250	43,104	43,658	61		
	QTY. IMPERIAL (CWTAD) QUANT. IMPERIALE (QTLA)	229,365	490,518	950,261	962,478	61		
	VALUE (\$000) VALEUR (\$000)	5,341	10,184	23,761	22,289	60	UNITED STATES ETATS-UNIS	87
34022-20	WDDP PULP, SULPHATE, BLEACHED, HARDWDD PATE DE BOIS AU SULFATE, BLANCHIE, FEUILLUS							
	QTY. METRIC (KG AD) QUANT. METRIQUE (KG SA)	10,337,459	21,982,943	43,103,107	43,112,723	60		
	QTY. IMPERIAL (CWTAD) QUANT. IMPERIALE (QTLA)	227,902	484,641	950,261	950,473	60		
	VALUE (\$000) VALEUR (\$000)	5,311	10,070	23,761	22,053	60	UNITED STATES ETATS-UNIS	87
34025	WDDP PULP BL. SULPHITE PAPER GRADES PATE DE BOIS SULFITE, BLANC, PAPIER							
	QTY. METRIC (T AD) QUANT. METRIQUE (T SA)	1,203	1,689	3,479	16,410	137		
	QTY. IMPERIAL (CWTAD) QUANT. IMPERIALE (QTLA)	26,532	37,233	76,702	361,777	137		
	VALUE (\$000) VALEUR (\$000)	670	989	1,957	8,477	131	UNITED STATES ETATS-UNIS	100
34025-20	WDDP PULP, SULPHITE, BLEACHED, PAPER GRADES PATE DE BOIS AU SULFITE, BLANCHIE, QUALITES A PAPIER							
	QTY. METRIC (KG AD) QUANT. METRIQUE (KG SA)	1,203,471	1,688,860	3,479,144	16,409,926	137		
	QTY. IMPERIAL (CWTAD) QUANT. IMPERIALE (QTLA)	26,532	37,233	76,702	361,777	137		
	VALUE (\$000) VALEUR (\$000)	670	989	1,957	8,477	131	UNITED STATES ETATS-UNIS	100
34049	WDDP PULP, SULPHITE N E S PATE DE BOIS AU SULFITE N D A							
	QTY. METRIC (T AD) QUANT. METRIQUE (T SA)	60	0	0	0	-100		
	QTY. IMPERIAL (CWTAD) QUANT. IMPERIALE (QTLA)	1,323	0	0	0	-100		
	VALUE (\$000) VALEUR (\$000)	35	0	0	0	-100		
34089	WDDP PULP N E S PATE DE BOIS N D A							
	QTY. METRIC (T AD) QUANT. METRIQUE (T SA)	6,752	2,320	2,467	5,151	-9		
	QTY. IMPERIAL (CWTAD) QUANT. IMPERIALE (QTLA)	148,863	51,142	54,397	113,551	-9		

## IMPORT DATA TRENDS - TENDANCES DES DONNEES SUR L'IMPORTATION

## SECTION 2 - FABRICATED MATERIALS, INEDIBLE

## SECTION 2 - MATIERES TRAVAILLEES, NON COMESTIBLES

CODE	COMMODITY MARCHANDISE	1982	1983	1984	AVE. ANNUAL GROWTH RATE (%) 1982-1985 TAUX DE CROISSANCE ANNUEL MOYEN		MAJOR COUNTRY OF EXPORT - SHARE OF IMPORT MARKET (%) 1985 PAYS EXPORTATEUR PRINCIPAL - PART DU MARCHE DES IMPORTATIONS	
					1985	ANNUEL MOYEN		
34089	WOOD PULP N E S PATE DE BOIS N D A			(CONT-D) (SUITE)				
	VALUE (\$000) VALEUR (\$000)	2,195	770	945	2,324	2	NORWAY NORVEGE	58
34095	PULP, OTHER THAN WOOD PULP PATE, AUTRE QUE PATE DE BOIS							
	QTY. METRIC (T AD) QUANT. METRIQUE (T SA)	3,379	3,936	4,698	3,861	4		
	QTY. IMPERIAL (CWTAD) QUANT. IMPERIALE (QTL SA)	74,485	86,775	103,574	85,117	4		
	VALUE (\$000) VALEUR (\$000)	3,954	5,251	7,942	8,108	27	UNITED STATES ETATS-UNIS	100
34095-20	PULP, COTTON LINTERS PATE DE LINTERS DE COTON							
	QTY. METRIC (KG AD) QUANT. METRIQUE (KG SA)	3,264,141	3,709,705	4,376,984	3,562,831	3		
	QTY. IMPERIAL (CWTAD) QUANT. IMPERIALE (QTL SA)	71,962	81,785	96,496	78,547	3		
	VALUE (\$000) VALEUR (\$000)	3,722	4,759	6,213	5,346	13	UNITED STATES ETATS-UNIS	100
35199	PAPER FOR PRINTING PAPIER A IMPRIMER							
	QTY. METRIC (TONNE) QUANT. METRIQUE (TONNE)	99,918	135,038	174,796	163,820	18		
	QTY. IMPERIAL (CWT) QUANT. IMPERIALE (QTL)	2,202,776	2,977,020	3,853,524	3,611,561	18		
	VALUE (\$000) VALEUR (\$000)	100,844	132,375	186,146	187,522	23	UNITED STATES ETATS-UNIS	59
35199-20	PAPER, NEWSPRINT, ALL KINDS/GRADES/COLOURS PAPIER JOURNAL, TOUS GENRES/QUALITES/COULEURS							
	QTY. METRIC (KG) QUANT. METRIQUE (KG)	3,215,409	3,600,643	4,523,018	3,498,812	3		
	QTY. IMPERIAL (CWT) QUANT. IMPERIALE (QTL)	70,888	79,381	99,716	77,136	3		
	VALUE (\$000) VALEUR (\$000)	2,292	2,518	3,170	3,061	10	UNITED STATES ETATS-UNIS	97
35199-30	PAPER, HANGING, NOT PASTED OR PRINTED PAPIER TENTURE, NON ENCOLLE NI IMPRIME							
	QTY. METRIC (KG) QUANT. METRIQUE (KG)	801,494	1,950,573	3,321,413	3,961,065	69		
	QTY. IMPERIAL (CWT) QUANT. IMPERIALE (QTL)	17,670	43,003	73,225	87,327	69		
	VALUE (\$000) VALEUR (\$000)	572	1,614	3,544	3,926	89	FINLAND FINLANDE	52
35199-50	PAPER, PRINTING, GROUNDWOOD, UNCOATED PAPIER D'IMPRESSION, NON COUCHE, MECANIQUE							
	QTY. METRIC (KG) QUANT. METRIQUE (KG)	2,076,490	7,386,350	21,070,344	32,453,049	148		
	QTY. IMPERIAL (CWT) QUANT. IMPERIALE (QTL)	45,779	162,842	464,524	715,471	148		
	VALUE (\$000) VALEUR (\$000)	1,717	5,015	15,191	24,895	142	FINLAND FINLANDE	83
35199-55	PAPER, PRINTING, GROUNDWOOD, COATED PAPIER D'IMPRESSION COUCHE, MECANIQUE							
	QTY. METRIC (KG) QUANT. METRIQUE (KG)	20,622,152	29,656,032	41,244,485	36,510,956	21		

SEE EXPLANATORY NOTES / VOIR NOTES EXPLICATIVES

## IMPORT DATA TRENDS - TENDANCES DES DONNEES SUR L'IMPORTATION

## SECTION 2 - FABRICATED MATERIALS, INEDIBLE

## SECTION 2 - MATIERES TRAVAILLEES, NON COMESTIBLES

CODE	COMMODITY MARCHANDISE	1982	1983	1984	AVE. ANNUAL GROWTH RATE (%) 1982-1985 TAUX DE CROISSANCE ANNUEL MOYEN		MAJOR COUNTRY OF EXPORT - SHARE OF IMPORT MARKET (%) 1985 PAYS EXPORTATEUR PRINCIPAL - PART DU MARCHE DES IMPORTATIONS	
					1985	ANNUEL MOYEN		
35199-55	PAPER, PRINTING, GROUNDWOOD, COATED PAPIER D'IMPRESSION COUCHE, MECANIQUE			(CONT-D) (SUITE)				
	QTY. IMPERIAL (CWT) QUANT. IMPERIALE (QTL)	454,643	653,807	909,290	804,933	21		
	VALUE (\$000) VALEUR (\$000)	19,679	26,529	41,509	44,193	31	UNITED STATES ETATS-UNIS	76
35199-60	PAPER, PRINTING, BOOK, UNCOATED PAPIER IMPRESSION, POUR LIVRES, NON COUCHE							
	QTY. METRIC (KG) QUANT. METRIQUE (KG)	14,678,036	16,291,320	22,197,425	12,143,013	-6		
	QTY. IMPERIAL (CWT) QUANT. IMPERIALE (QTL)	323,597	359,164	489,372	267,709	-6		
	VALUE (\$000) VALEUR (\$000)	14,253	16,187	23,905	15,344	3	UNITED STATES ETATS-UNIS	91
35199-65	PAPER, PRINTING, BOOK, COATED PAPIER IMPRESSION POUR LIVRES, COUCHE							
	QTY. METRIC (KG) QUANT. METRIQUE (KG)	40,655,997	64,592,305	79,348,993	71,449,950	21		
	QTY. IMPERIAL (CWT) QUANT. IMPERIALE (QTL)	896,316	1,424,024	1,749,355	1,575,210	21		
	VALUE (\$000) VALEUR (\$000)	45,381	70,004	95,970	92,848	27	UNITED STATES ETATS-UNIS	58
35233	MANIFOLD PAPER & ONIONSKIN, UN CUT PAPIER A COPIER & PELURE, NON COUPE							
	QTY. METRIC (TONNE) QUANT. METRIQUE (TONNE)	122	124	102	49	-26		
	QTY. IMPERIAL (CWT) QUANT. IMPERIALE (QTL)	2,693	2,726	2,243	1,073	-26		
	VALUE (\$000) VALEUR (\$000)	418	626	652	348	-6	UNITED STATES ETATS-UNIS	84
35235	DUPLICATING PAPER, UN CUT PAPIER POUR DUPLICATEURS, NON COUPE							
	QTY. METRIC (TONNE) QUANT. METRIQUE (TONNE)	397	389	530	197	-20		
	QTY. IMPERIAL (CWT) QUANT. IMPERIALE (QTL)	8,759	8,577	11,689	4,344	-20		
	VALUE (\$000) VALEUR (\$000)	846	1,317	1,087	568	-12	UNITED STATES ETATS-UNIS	97
35241	BASE STOCK FOR SENSITIZING PAPER SUPPORTS POUR PAPIER A SENSIBILITE							
	QTY. METRIC (TONNE) QUANT. METRIQUE (TONNE)	5,149	5,783	6,582	6,390	7		
	QTY. IMPERIAL (CWT) QUANT. IMPERIALE (QTL)	113,505	127,053	145,103	140,870	7		
	VALUE (\$000) VALEUR (\$000)	17,043	19,945	24,056	23,524	11	UNITED STATES ETATS-UNIS	95
35241-30	PAPER, SENSITIZING BASE STOCK, BARYTA COATED PAPIER SENSIBILISE, ENDUIT DE SULF. DE BARYUM							
	QTY. METRIC (KG) QUANT. METRIQUE (KG)	4,069,065	4,804,198	5,667,562	5,444,395	10		
	QTY. IMPERIAL (CWT) QUANT. IMPERIALE (QTL)	89,708	105,915	124,849	120,029	10		
	VALUE (\$000) VALEUR (\$000)	14,940	18,287	22,263	21,354	13	UNITED STATES ETATS-UNIS	99

SEE EXPLANATORY NOTES / VOIR NOTES EXPLICATIVES

## IMPORT DATA TRENDS - TENDANCES DES DONNEES SUR L'IMPORTATION

## SECTION 2 - FABRICATED MATERIALS, INEDIBLE

## SECTION 2 - MATIERES TRAVAILLEES, NON COMESTIBLES

CODE	COMMOODITY MARCHANDISE	1982	1983	1984	AVE. ANNUAL GROWTH RATE (%) 1982-1985 TAUX DE CROISSANCE 1985 ANNUEL MOYEN		MAJOR COUNTRY OF EXPORT - SHARE OF IMPORT MARKET (%) 1985 PAYS EXPORTATEUR PRINCIPAL - PART DU MARCHE DES IMPORTATIONS	
35249	WRITING AND REPRODUCTION PAPER NES PAPIER A ECRIRE ET REPRODUCTION NDA							
	QTY. METRIC (TONNE) QUANT. METRIQUE (TONNE)	30,575	34,653	56,403	60,421	25		
	QTY. IMPERIAL (CWT) QUANT. IMPERIALE (QTL)	674,057	763,953	1,243,453	1,332,041	25		
	VALUE (\$000) VALEUR (\$000)	48,243	55,170	88,581	85,501	21	UNITED STATES ETATS-UNIS	93
35249-29	PAPER, BOND, ALL KINDS, UNCUT, NES PAPIER BOND, TOUS GENRES, NON COUPE NDA							
	QTY. METRIC (KG) QUANT. METRIQUE (KG)	8,628,189	6,624,909	7,973,160	10,892,646	8		
	QTY. IMPERIAL (CWT) QUANT. IMPERIALE (QTL)	190,220	146,055	175,779	240,143	8		
	VALUE (\$000) VALEUR (\$000)	9,846	8,482	10,289	13,712	11	UNITED STATES ETATS-UNIS	91
35249-50	PAPER, CARBONLESS COPY, UNCUT PAPIER AUTOCOPIANT, NON COUPE, AUTRE QUE PAP. CARBONE							
	QTY. METRIC (KG) QUANT. METRIQUE (KG)	13,312,867	15,735,491	20,533,656	19,933,194	14		
	QTY. IMPERIAL (CWT) QUANT. IMPERIALE (QTL)	293,500	346,910	452,692	439,454	14		
	VALUE (\$000) VALEUR (\$000)	27,848	32,229	44,911	36,940	10	UNITED STATES ETATS-UNIS	98
35249-80	PAPER, BUSINESS MACHINE, UNCUT PAPIER POUR MACHINES DE BUREAU, NON COUPE							
	QTY. METRIC (KG) QUANT. METRIQUE (KG)	3,640,922	7,095,372	17,815,972	20,794,153	78		
	QTY. IMPERIAL (CWT) QUANT. IMPERIALE (QTL)	80,269	156,427	392,777	458,435	78		
	VALUE (\$000) VALEUR (\$000)	3,719	6,748	19,754	22,546	81	UNITED STATES ETATS-UNIS	88
35250	BLOTTING PAPER PAPIER BUVARD							
	QTY. METRIC (TONNE) QUANT. METRIQUE (TONNE)	151	92	121	132	-4		
	QTY. IMPERIAL (CWT) QUANT. IMPERIALE (QTL)	3,331	2,025	2,660	2,909	-4		
	VALUE (\$000) VALEUR (\$000)	184	124	177	180	-1	UNITED STATES ETATS-UNIS	81
35255	FILTER PAPER PAPIER FILTRE							
	QTY. METRIC (TONNE) QUANT. METRIQUE (TONNE)	2,449	4,151	5,716	5,623	32		
	QTY. IMPERIAL (CWT) QUANT. IMPERIALE (QTL)	53,985	91,503	126,021	123,956	32		
	VALUE (\$000) VALEUR (\$000)	5,899	8,808	12,294	12,542	28	UNITED STATES ETATS-UNIS	98
35255-30	PAPER, FILTER, INDUSTRIAL, UNCUT PAPIER FILTRE INDUSTRIEL, NON COUPE							
	QTY. METRIC (KG) QUANT. METRIQUE (KG)	709,732	862,955	1,024,887	1,461,648	27		
	QTY. IMPERIAL (CWT) QUANT. IMPERIALE (QTL)	15,647	19,025	22,595	32,224	27		

## IMPORT DATA TRENDS - TENDANCES DES DONNEES SUR L'IMPORTATION

## SECTION 2 - FABRICATED MATERIALS, INEDIBLE

## SECTION 2 - MATIERES TRAVAILLEES, NON COMESTIBLES

CODE	COMMODITY MARCHANDISE	1982	1983	1984	AVE. ANNUAL GROWTH RATE (%) 1982-1985 TAUX DE CROISSANCE 1985 ANNUEL MOYEN		MAJOR COUNTRY OF EXPORT - SHARE OF IMPORT MARKET (%) 1985 PAYS EXPORTATEUR PRINCIPAL - PART DU MARCHE DES IMPORTATIONS	
35255-30	PAPER, FILTER, INDUSTRIAL, UNCUT PAPIER FILTRE INDUSTRIEL, NON COUPE			(CONT-D) (SUITE)				
	VALUE (\$000) VALEUR (\$000)	1,690	2,055	2,528	3,989	33	UNITED STATES ETATS-UNIS	100
35257	BACKING PAPER FOR DECAL, TRANSFERS PAPIER SUPPORT DE DECALCOMANIE							
	QTY. METRIC (TONNE) QUANT. METRIQUE (TONNE)	86	184	501	136	16		
	QTY. IMPERIAL (CWT) QUANT. IMPERIALE (QTL)	1,906	4,052	11,052	3,003	16		
	VALUE (\$000) VALEUR (\$000)	276	643	1,494	492	21	UNITED STATES ETATS-UNIS	100
35265	COVER PAPER PAPIER A COUVERTURE							
	QTY. METRIC (TONNE) QUANT. METRIQUE (TONNE)	5,238	6,051	7,506	8,110	16		
	QTY. IMPERIAL (CWT) QUANT. IMPERIALE (QTL)	115,466	133,410	165,474	178,793	16		
	VALUE (\$000) VALEUR (\$000)	8,785	10,584	14,593	16,480	23	UNITED STATES ETATS-UNIS	83
35265-20	PAPER, COVER, UNCOATED, UNCUT PAPIER A COUVRIR, NON COUCHE, NON COUPE							
	QTY. METRIC (KG) QUANT. METRIQUE (KG)	1,089,750	1,654,288	2,036,120	2,210,117	26		
	QTY. IMPERIAL (CWT) QUANT. IMPERIALE (QTL)	24,025	36,471	44,889	48,725	26		
	VALUE (\$000) VALEUR (\$000)	1,889	3,165	4,257	4,900	37	UNITED STATES ETATS-UNIS	92
35265-30	PAPER, COVER, COATED, UNCUT PAPIER A COUVERTURE, COUCHE, NON COUPE							
	QTY. METRIC (KG) QUANT. METRIQUE (KG)	4,147,672	4,397,056	5,469,615	5,899,754	12		
	QTY. IMPERIAL (CWT) QUANT. IMPERIALE (QTL)	91,441	96,939	120,585	130,068	12		
	VALUE (\$000) VALEUR (\$000)	6,896	7,420	10,337	11,580	19	UNITED STATES ETATS-UNIS	79
35275	BRISTOLS N E S BRISTOLS N D A							
	QTY. METRIC (TONNE) QUANT. METRIQUE (TONNE)	2,124	3,199	9,332	3,868	22		
	QTY. IMPERIAL (CWT) QUANT. IMPERIALE (QTL)	46,834	70,535	205,723	85,283	22		
	VALUE (\$000) VALEUR (\$000)	2,532	3,776	10,615	5,527	29	UNITED STATES ETATS-UNIS	95
35285	MATRIX PAPER AND BOARD PAPIER ET CARTON A MATRICES							
	QTY. METRIC (TONNE) QUANT. METRIQUE (TONNE)	42	14	49	59	12		
	QTY. IMPERIAL (CWT) QUANT. IMPERIALE (QTL)	932	312	1,084	1,311	12		
	VALUE (\$000) VALEUR (\$000)	171	70	197	235	11	UNITED STATES ETATS-UNIS	100



## IMPORT DATA TRENDS - TENDANCES DES DONNEES SUR L'IMPORTATION

## SECTION 2 - FABRICATED MATERIALS, INEDIBLE

## SECTION 2 - MATIERES TRAVAILLEES, NON COMESTIBLES

CODE	COMMOITY MARCHANDISE	1982	1983	1984	AVE. ANNUAL GROWTH RATE (%) 1982-1985 TAUX DE CROISSANCE 1985 ANNUEL MOYEN		MAJOR COUNTRY OF EXPORT - SHARE OF IMPORT MARKET (%) 1985 PAYS EXPORTATEUR PRINCIPAL - PART DU MARCHE DES IMPORTATIONS	
35299	FINE PAPER N E S PAPIER FIN N O A							
	QTY. METRIC (TONNE) QUANT. METRIQUE (TONNE)	3,488	6,307	7,066	7,739	30		
	QTY. IMPERIAL (CWT) QUANT. IMPERIALE (QTL)	76,895	139,041	155,786	170,617	30		
	VALUE (\$000) VALEUR (\$000)	5,212	8,588	10,925	13,520	37	UNITED STATES ETATS-UNIS	70
35299-20	PAPER, SATURATING BASE, FOR LAMINATES, UN CUT PAPIER SUPPORT D'IMPREGNATION, POUR STRATIFIES, NON COUPE							
	QTY. METRIC (KG) QUANT. METRIQUE (KG)	851,071	1,631,064	2,048,458	3,275,373	56		
	QTY. IMPERIAL (CWT) QUANT. IMPERIALE (QTL)	18,763	35,959	45,161	72,210	56		
	VALUE (\$000) VALEUR (\$000)	2,164	4,086	5,395	8,177	55	UNITED STATES ETATS-UNIS	57
35325	WRAPPING TISSUE PAPIER DE SOIE D'EMBALLAGE							
	QTY. METRIC (TONNE) QUANT. METRIQUE (TONNE)	409	336	317	243	-16		
	QTY. IMPERIAL (CWT) QUANT. IMPERIALE (QTL)	9,013	7,410	6,987	5,360	-16		
	VALUE (\$000) VALEUR (\$000)	589	563	516	366	-15	UNITED STATES ETATS-UNIS	100
35340	CARBONIZING TISSUE PAPIER DE SOIE POUR PAPIER CARBDNE							
	QTY. METRIC (TONNE) QUANT. METRIQUE (TONNE)	2,609	2,665	2,644	2,071	-7		
	QTY. IMPERIAL (CWT) QUANT. IMPERIALE (QTL)	57,523	58,747	58,298	45,661	-7		
	VALUE (\$000) VALEUR (\$000)	3,555	3,399	3,583	2,921	-6	UNITED STATES ETATS-UNIS	100
35345	CAPACITOR AND CONDENSER TISSUE PAPIER DE SOIE POUR CONDENSATEUR							
	QTY. METRIC (TONNE) QUANT. METRIQUE (TONNE)	310	262	297	215	-12		
	QTY. IMPERIAL (CWT) QUANT. IMPERIALE (QTL)	6,831	5,778	6,558	4,732	-12		
	VALUE (\$000) VALEUR (\$000)	1,372	1,272	1,376	1,089	-7	UNITED STATES ETATS-UNIS	91
35347	CABLE INSULATING PAPER PAPIER ISOLANT POUR CABLE							
	QTY. METRIC (TONNE) QUANT. METRIQUE (TONNE)	410	488	865	679	18		
	QTY. IMPERIAL (CWT) QUANT. IMPERIALE (QTL)	9,039	10,767	19,068	14,978	18		
	VALUE (\$000) VALEUR (\$000)	1,107	1,276	2,013	1,982	21	UNITED STATES ETATS-UNIS	62

## IMPORT DATA TRENDS - TENDANCES DES DONNEES SUR L'IMPORTATION

## SECTION 2 - FABRICATED MATERIALS, INEDIBLE

## SECTION 2 - MATIERES TRAVAILLEES, NON COMESTIBLES

CODE	COMMODITY MARCHANDISE	1982	1983	1984	AVE. ANNUAL GROWTH RATE (%) 1982-1985 TAUX DE CROISSANCE 1985 ANNUEL MOYEN		MAJOR COUNTRY OF EXPORT - SHARE OF IMPORT MARKET (%) 1985 PAYS EXPORTATEUR PRINCIPAL - PART DU MARCHE DES IMPORTATIONS	
35350	CIGARETTE PAPER, UNGUMMED PAPIER A CIGARETTES NON GOMME							
	QTY. METRIC (TONNE) QUANT. METRIQUE (TONNE)	5,243	5,061	4,988	4,526	-5		
	QTY. IMPERIAL (CWT) QUANT. IMPERIALE (QTL)	115,587	111,568	109,955	99,788	-5		
	VALUE (\$000) VALEUR (\$000)	19,515	19,969	20,890	19,859	1	UNITED STATES ETATS-UNIS	90
35369	TISSUE AND THIN PAPER N E S PAPIER DE SOIE ET PAPIER MINCE NDA							
	QTY. METRIC (TONNE) QUANT. METRIQUE (TONNE)	1,314	1,738	1,373	1,428	3		
	QTY. IMPERIAL (CWT) QUANT. IMPERIALE (QTL)	28,966	38,326	30,275	31,486	3		
	VALUE (\$000) VALEUR (\$000)	5,993	6,118	5,784	6,342	2	UNITED STATES ETATS-UNIS	82
35369-40	PAPER, TISSUE, TEA BAG, UNCL PAPIER POUR EMBALLAGE DU THE, NON CDUPE							
	QTY. METRIC (KG) QUANT. METRIQUE (KG)	672,901	608,854	536,960	525,665	-8		
	QTY. IMPERIAL (CWT) QUANT. IMPERIALE (QTL)	14,835	13,423	11,838	11,589	-8		
	VALUE (\$000) VALEUR (\$000)	4,848	4,432	4,292	4,797	0	UNITED STATES ETATS-UNIS	77
35385	SANI. NAPKIN & WADDING STOCK, PAPER MAT. PREMIERES POUR SERVIETTES HYG.							
	QTY. METRIC (TONNE) QUANT. METRIQUE (TONNE)	487	236	1,117	1,501	45		
	QTY. IMPERIAL (CWT) QUANT. IMPERIALE (QTL)	10,739	5,208	24,633	33,098	45		
	VALUE (\$000) VALEUR (\$000)	1,061	287	1,446	2,103	25	UNITED STATES ETATS-UNIS	100
35399	SANITARY PAPER N E S PAPIER HYGIENIQUE N D A							
	QTY. METRIC (TONNE) QUANT. METRIQUE (TONNE)	1,601	2,191	2,004	2,673	18		
	QTY. IMPERIAL (CWT) QUANT. IMPERIALE (QTL)	35,294	48,302	44,189	58,923	18		
	VALUE (\$000) VALEUR (\$000)	2,199	2,699	2,582	3,682	18	UNITED STATES ETATS-UNIS	83
35440	WRAPPING PAPER, SULPHITE/SULPHATE PAPIER D'EMBALLAGE, SULFITE/SULFATE							
	QTY. METRIC (TONNE) QUANT. METRIQUE (TONNE)	24,762	46,574	50,107	46,095	23		
	QTY. IMPERIAL (CWT) QUANT. IMPERIALE (QTL)	545,889	1,026,768	1,104,645	1,016,212	23		
	VALUE (\$000) VALEUR (\$000)	17,737	33,115	38,548	35,637	26	UNITED STATES ETATS-UNIS	100
35440-30	PAPER, WRAPPING, SULPHITE/SULPHATE, SEMI/UNBL PAPIER D'EMBAL, TRAITE AU BISULFITE/SULF MI-BLANCHI ECRU							
	QTY. METRIC (KG) QUANT. METRIQUE (KG)	1,692,889	10,555,674	9,979,796	6,151,542	53		

SEE EXPLANATORY NOTES / VOIR NOTES EXPLICATIVES

## IMPORT DATA TRENDS - TENDANCES DES DONNEES SUR L'IMPORTATION

## SECTION 2 - FABRICATED MATERIALS, INEDIBLE

## SECTION 2 - MATIERES TRAVAILLEES, NON COMESTIBLES

CODE	COMMOOITY MARCHANDISE	1982	1983	1984	AVE. ANNUAL GROWTH RATE (%) 1982-1985 TAUX DE CROISSANCE ANNUEL MOYEN		MAJOR COUNTRY OF EXPORT - SHARE OF IMPORT MARKET (%) 1985 PAYS EXPORTATEUR PRINCIPAL - PART OU MARCHE DES IMPORTATIONS	
					1985	ANNUEL MOYEN		
35440-30	PAPER, WRAPPING, SULPHITE/SULPHATE, SEMI/UNBL PAPIER D'EMBALL, TRAITE AU BISULFITE/SULF MI-BLANCHI ECRU			(CONT-O) (SUITE)				
	QTY. IMPERIAL (CWT) QUANT. IMPERIALE (QTL)	37,322	232,714	220,018	135,619	53		
	VALUE (\$000) VALEUR (\$000)	964	6,357	6,002	3,655	55	UNITED STATES ETATS-UNIS	100
35440-60	PAPER, SACK-KRAFT, MULTIWALL PAPIER KRAFT POUR SACS A PAROIS MULTIPLES							
	QTY. METRIC (KG) QUANT. METRIQUE (KG)	5,505,993	9,614,158	10,936,418	12,331,615	30		
	QTY. IMPERIAL (CWT) QUANT. IMPERIALE (QTL)	121,387	211,957	241,108	271,867	30		
	VALUE (\$000) VALEUR (\$000)	3,131	5,435	7,028	8,153	37	UNITED STATES ETATS-UNIS	100
35440-70	PAPER, TAG AND FOLDER STOCK, ALL KINDS PAPIER POUR ETIQUETTES ET CHEMISES, TOUS GENRES							
	QTY. METRIC (KG) QUANT. METRIQUE (KG)	2,592,085	2,436,413	2,246,495	2,644,339	1		
	QTY. IMPERIAL (CWT) QUANT. IMPERIALE (QTL)	57,146	53,714	49,527	58,298	1		
	VALUE (\$000) VALEUR (\$000)	2,891	2,989	3,286	4,032	11	UNITED STATES ETATS-UNIS	99
35440-80	PAPER, KRAFT, IMPREGNATING, FOR LAMINATES PAPIER KRAFT A IMPREGNER POUR STRATIFIES							
	QTY. METRIC (KG) QUANT. METRIQUE (KG)	6,026,487	9,061,776	11,035,028	12,101,146	26		
	QTY. IMPERIAL (CWT) QUANT. IMPERIALE (QTL)	132,862	199,779	243,282	266,786	26		
	VALUE (\$000) VALEUR (\$000)	3,688	5,627	7,262	8,211	30	UNITED STATES ETATS-UNIS	99
35445	CONVERTING PAPER, MISC. FURNISHES PAPIER POUR TRANSFORMATION, COMPOSE							
	QTY. METRIC (TDNNE) QUANT. METRIQUE (TDNNE)	1,264	1,150	1,144	1,246	0		
	QTY. IMPERIAL (CWT) QUANT. IMPERIALE (QTL)	27,855	25,358	25,214	27,464	0		
	VALUE (\$000) VALEUR (\$000)	3,130	3,424	3,602	4,246	11	UNITED STATES ETATS-UNIS	91
35471	GREASEPROOF AND GLASSINE PAPER PAPIER IMPERMEABLE, PAPIER CRYSTAL							
	QTY. METRIC (TDNNE) QUANT. METRIQUE (TDNNE)	172	94	54	60	-29		
	QTY. IMPERIAL (CWT) QUANT. IMPERIALE (QTL)	3,781	2,079	1,198	1,316	-29		
	VALUE (\$000) VALEUR (\$000)	262	112	63	81	-32	UNITED STATES ETATS-UNIS	100
35499	WRAPPING PAPER N E S PAPIER D'EMBALLAGE N O A							
	QTY. METRIC (TONNE) QUANT. METRIQUE (TONNE)	1,401	640	389	393	-34		
	QTY. IMPERIAL (CWT) QUANT. IMPERIALE (QTL)	30,881	14,111	8,582	8,661	-34		
	VALUE (\$000) VALEUR (\$000)	2,162	620	612	782	-29	UNITED STATES ETATS-UNIS	94

## IMPORT DATA TRENDS - TENDANCES DES DONNEES SUR L'IMPORTATION

## SECTION 2 - FABRICATED MATERIALS, INEDIBLE

## SECTION 2 - MATIERES TRAVAILLEES, NON COMESTIBLES

CODE	COMMODITY MARCHANDISE	1982	1983	1984	1985	AVE. ANNUAL GROWTH RATE (%) 1982-1985	MAJOR COUNTRY OF EXPORT - SHARE OF IMPDRT MARKET (%) 1985	100
						TAUX DE CROISSANCE ANNUEL MOYEN	PAYS EXPDRTATEUR PRINCIPAL - PART DU MARCHE DES IMPORTATIONS	
35610	LINER BOARD CARTON DE BASE							
	QTY. METRIC (TONNE) QUANT. METRIQUE (TONNE)	28,126	35,730	25,801	30,535	3		
	QTY. IMPERIAL (CWT) QUANT. IMPERIALE (QTL)	620,054	787,705	568,806	673,160	3		
	VALUE (\$000) VALEUR (\$000)	9,770	12,695	11,019	13,203	10	UNITED STATES ETATS-UNIS	100
35619	CORRUGATING CONTAINER BOARD N E S CARTON D'EMBALLAGE A ONDULER N D A							
	QTY. METRIC (TONNE) QUANT. METRIQUE (TONNE)	4,920	5,568	4,890	6,997	12		
	QTY. IMPERIAL (CWT) QUANT. IMPERIALE (QTL)	108,476	122,749	107,807	154,256	12		
	VALUE (\$000) VALEUR (\$000)	1,945	2,063	1,845	2,969	15	UNITED STATES ETATS-UNIS	100
35631	SOLID BLEACHED BOARD CARTON BLANCHI RIGIDE							
	QTY. METRIC (TONNE) QUANT. METRIQUE (TONNE)	45,984	57,542	65,995	74,358	17		
	QTY. IMPERIAL (CWT) QUANT. IMPERIALE (QTL)	1,013,760	1,268,560	1,454,925	1,639,282	17		
	VALUE (\$000) VALEUR (\$000)	39,801	47,931	57,646	67,475	19	UNITED STATES ETATS-UNIS	98
35631-30	BOARD, SOLID BLEACHED, COATED EXC POLYCTD CARTON COMPACT BLANCHI, COUCHE, SAUF POLYCOUCHE							
	QTY. METRIC (KG) QUANT. METRIQUE (KG)	23,064,371	30,892,019	35,520,996	38,353,575	18		
	QTY. IMPERIAL (CWT) QUANT. IMPERIALE (QTL)	508,485	681,056	783,108	845,556	18		
	VALUE (\$000) VALEUR (\$000)	19,097	24,836	31,198	35,849	23	UNITED STATES ETATS-UNIS	97
35999-45	PAPERBOARD, POLYCOATED CARTON, ENDUIT DE PLUSIEURS COUCHES							
	QTY. METRIC (KG) QUANT. METRIQUE (KG)	21,696,616	25,371,602	29,735,546	34,777,426	17		
	QTY. IMPERIAL (CWT) QUANT. IMPERIALE (QTL)	478,331	559,351	655,560	766,715	17		
	VALUE (\$000) VALEUR (\$000)	19,600	21,954	25,792	30,491	16	UNITED STATES ETATS-UNIS	100
35641	CHIPBOARD AND SCREENINGS BOARD CARTON DE CDPEAUX ET DE DECHETS							
	QTY. METRIC (TONNE) QUANT. METRIQUE (TONNE)	1,754	4,900	13,464	7,780	64		
	QTY. IMPERIAL (CWT) QUANT. IMPERIALE (QTL)	38,660	108,022	286,823	171,526	64		
	VALUE (\$000) VALEUR (\$000)	833	1,651	5,402	2,620	46	UNITED STATES ETATS-UNIS	100
35651	VAT-LINED AND PATENT COATED BOARDS CARTON BOITES DOUBLE, BLANC SATINE							
	QTY. METRIC (TONNE) QUANT. METRIQUE (TONNE)	2,508	3,688	11,308	8,493	50		

SEE EXPLANATORY NOTES / VOIR NOTES EXPLICATIVES

## IMPORT DATA TRENDS - TENDANCES DES DONNEES SUR L'IMPORTATION

## SECTION 2 - FABRICATED MATERIALS, INEDIBLE

## SECTION 2 - MATIERES TRAVAILLEES, NON COMESTIBLES

CODE	COMMODITY MARCHANDISE	1982	1983	1984	AVE. ANNUAL GROWTH RATE (%) 1982-1985 TAUX DE CROISSANCE 1985 ANNUEL MOYEN		MAJOR COUNTRY OF EXPORT - SHARE OF IMPORT MARKET (%) 1985 PAYS EXPORTATEUR PRINCIPAL - PART DU MARCHE DES IMPORTATIONS	
					1985	ANNUEL MOYEN		
35651	VAT-LINED AND PATENT COATED BOARDS CARTON BOITES DOUBLE, BLANC SATINE			(CONT-D) (SUITE)				
	QTY. IMPERIAL (CWT) QUANT. IMPERIALE (QTL)	55,290	81,303	249,295	187,242	50		
	VALUE (\$000) VALEUR (\$000)	1,370	2,706	7,428	5,887	62	UNITED STATES ETATS-UNIS	99
35676	MILL WRAPPER, INCL. BANDS & HEADS CARTON D'EMBALLAGE & BANDES, TETES							
	QTY. METRIC (TONNE) QUANT. METRIQUE (TONNE)	10,019	10,571	13,402	14,137	12		
	QTY. IMPERIAL (CWT) QUANT. IMPERIALE (QTL)	220,871	239,055	295,450	311,671	12		
	VALUE (\$000) VALEUR (\$000)	5,213	5,383	7,808	9,736	23	UNITED STATES ETATS-UNIS	100
35690	LINER FOR GYPSUM OR PLASTER BOARD REVETEMENT POUR CARTON PLATRE							
	QTY. METRIC (TONNE) QUANT. METRIQUE (TONNE)	16,779	32,733	45,982	52,387	46		
	QTY. IMPERIAL (CWT) QUANT. IMPERIALE (QTL)	369,903	721,631	1,013,708	1,154,908	46		
	VALUE (\$000) VALEUR (\$000)	7,180	14,020	21,773	25,072	51	UNITED STATES ETATS-UNIS	100
35699	PAPERBOARD N E S CARTON N D A							
	QTY. METRIC (TONNE) QUANT. METRIQUE (TONNE)	18,688	11,027	10,617	13,453	-10		
	QTY. IMPERIAL (CWT) QUANT. IMPERIALE (QTL)	411,989	243,094	234,070	296,576	-10		
	VALUE (\$000) VALEUR (\$000)	10,574	9,223	6,353	7,834	-9	UNITED STATES ETATS-UNIS	99
35719	BLDG PAPER NOT COATED OR IMPREGNATD PLAQUES DE CONSTR PAPIER NON ENDUIT							
	QTY. METRIC (TONNE) QUANT. METRIQUE (TONNE)	1,343	128	281	472	-29		
	QTY. IMPERIAL (CWT) QUANT. IMPERIALE (QTL)	29,599	2,820	6,200	10,412	-29		
	VALUE (\$000) VALEUR (\$000)	639	57	92	156	-38	UNITED STATES ETATS-UNIS	100
35749	BLDG PAPER, COATED OR IMPREGNATED PLAQUES DE CONSTR. PAPIER IMPREGNE							
	QTY. METRIC (TONNE) QUANT. METRIQUE (TONNE)	3,930	8,491	7,357	8,727	30		
	QTY. IMPERIAL (CWT) QUANT. IMPERIALE (QTL)	86,643	187,188	162,195	192,396	30		
	VALUE (\$000) VALEUR (\$000)	4,504	8,400	7,257	9,005	26	UNITED STATES ETATS-UNIS	63
35760	HARD BOARD PLANCHES MURALES							
	QTY. METRIC (TONNE) QUANT. METRIQUE (TONNE)	22,143	36,686	32,207	39,324	21		

SEE EXPLANATORY NOTES / VOIR NOTES EXPLICATIVES

## IMPORT DATA TRENDS - TENDANCES DES DONNÉES SUR L'IMPORTATION

## SECTION 2 - FABRICATED MATERIALS, INEDIBLE

## SECTION 2 - MATIÈRES TRAVAILLÉES, NON COMESTIBLES

CODE	COMMODITY MARCHANDISE	1982	1983	1984	AVE. ANNUAL GROWTH RATE (%) 1982-1985		MAJOR COUNTRY OF EXPORT - SHARE OF IMPORT MARKET (%) 1985	
					1985	ANNUAL MOYEN	PAYS EXPORTATEUR PRINCIPAL - PART DU MARCHÉ DES IMPORTATIONS	
35760	HARD BOARD PLANCHES MURALES			(CONT-D) (SUITE)				
	QTY. IMPERIAL (CWT) QUANT. IMPERIALE (QTL)	488,186	808,783	710,040	866,924	21		
	VALUE (\$000) VALEUR (\$000)	10,594	18,129	19,814	24,834	32	UNITED STATES ÉTATS-UNIS	84
35760-20	HARDBOARD DOORSKINS PLANCHES MURALES							
	QTY. METRIC (KG) QUANT. METRIQUE (KG)	4,493,036	9,206,970	9,681,153	13,773,260	45		
	QTY. IMPERIAL (CWT) QUANT. IMPERIALE (QTL)	98,055	202,980	213,434	303,650	45		
	VALUE (\$000) VALEUR (\$000)	3,289	5,961	8,095	11,825	53	UNITED STATES ÉTATS-UNIS	86
35779	BUILDING BOARD N E S PLAQUES DE CONSTRUCTION, CARTON NDA							
	QTY. METRIC (TONNE) QUANT. METRIQUE (TONNE)	4,425	8,845	9,335	8,778	25		
	QTY. IMPERIAL (CWT) QUANT. IMPERIALE (QTL)	97,550	194,992	205,789	193,510	25		
	VALUE (\$000) VALEUR (\$000)	2,413	5,031	5,910	5,375	30	UNITED STATES ÉTATS-UNIS	92
35805	LEATHER BOARD CARTON-CUIR							
	QTY. METRIC (TONNE) QUANT. METRIQUE (TONNE)	545	664	629	671	7		
	QTY. IMPERIAL (CWT) QUANT. IMPERIALE (QTL)	12,008	14,641	13,874	14,782	7		
	VALUE (\$000) VALEUR (\$000)	1,387	1,996	1,848	2,249	17	UNITED STATES ÉTATS-UNIS	79
35809	SHOE BOARD N E S CARTON POUR CHAUSSURES N D A							
	QTY. METRIC (TONNE) QUANT. METRIQUE (TONNE)	1,753	1,909	1,604	1,510	-5		
	QTY. IMPERIAL (CWT) QUANT. IMPERIALE (QTL)	38,643	42,092	35,368	33,292	-5		
	VALUE (\$000) VALEUR (\$000)	3,733	3,768	3,331	3,471	-2	UNITED STATES ÉTATS-UNIS	92
35830	ELECTRICAL INSULATION BOARD CARTON DIELECTRIQUE							
	QTY. METRIC (TONNE) QUANT. METRIQUE (TONNE)	2,061	1,943	1,679	1,821	-4		
	QTY. IMPERIAL (CWT) QUANT. IMPERIALE (QTL)	45,443	42,839	37,015	40,150	-4		
	VALUE (\$000) VALEUR (\$000)	4,085	3,500	3,095	3,802	-2	UNITED STATES ÉTATS-UNIS	87
35849	WET MACHINE BOARD N E S CARTON EN PATE PRESSE N D A							
	QTY. METRIC (TONNE) QUANT. METRIQUE (TONNE)	1,010	1,155	1,250	1,315	9		

## IMPORT DATA TRENDS - TENDANCES DES DONNEES SUR L'IMPORTATION

## SECTION 2 - FABRICATED MATERIALS, INEDIBLE

## SECTION 2 - MATIERES TRAVAILLEES, NON COMESTIBLES

CODE	COMMODITY MARCHANDISE	1982	1983	1984	AVE. ANNUAL GROWTH RATE (%) 1982-1985 TAUX DE CROISSANCE ANNUEL MOYEN		MAJOR COUNTRY OF EXPORT - SHARE OF IMPORT MARKET (%) 1985 PAYS EXPORTATEUR PRINCIPAL - PART DU MARCHE DES IMPORTATIONS	
					1985	ANNUEL MOYEN		
35849	WET MACHINE BOARD N E S CARTON EN PATE PRESSE N D A			(CONT-D) (SUITE)				
	QTY. IMPERIAL (CWT) QUANT. IMPERIALE (QTL)	22,265	25,460	27,548	28,995	9		
	VALUE (\$000) VALEUR (\$000)	518	597	586	827	17	UNITED STATES ETATS-UNIS	85
35920	WAXED PAPER PAPIER CIRE							
	QTY. METRIC (TDNNE) QUANT. METRIQUE (TDNNE)	1,724	1,983	2,567	2,421	12		
	QTY. IMPERIAL (CWT) QUANT. IMPERIALE (QTL)	37,999	43,718	56,595	53,379	12		
	VALUE (\$000) VALEUR (\$000)	3,534	3,670	4,719	4,987	12	UNITED STATES ETATS-UNIS	86
35969	GUMMED PAPER PAPIER GOMME							
	QTY. METRIC (TDNNE) QUANT. METRIQUE (TONNE)	2,302	3,272	4,133	4,846	28		
	QTY. IMPERIAL (CWT) QUANT. IMPERIALE (QTL)	50,755	72,137	91,112	106,827	28		
	VALUE (\$000) VALEUR (\$000)	8,403	12,339	16,356	18,587	30	UNITED STATES ETATS-UNIS	72
35969-30	TAPE PAPER, GUMMED, UNCUT RUBAN DE PAPIER GOMME, NON COUPE							
	QTY. METRIC (KG) QUANT. METRIQUE (KG)	509,200	635,298	1,057,545	884,773	20		
	QTY. IMPERIAL (CWT) QUANT. IMPERIALE (QTL)	11,226	14,006	23,315	19,506	20		
	VALUE (\$000) VALEUR (\$000)	1,688	1,897	3,611	3,447	27	UNITED STATES ETATS-UNIS	98
35970	WALLPAPER, PRINTED PAPIER-TENTURE IMPRIME							
	QTY. METRIC (TONNE) QUANT. METRIQUE (TONNE)	4,922	6,580	7,245	9,992	26		
	QTY. IMPERIAL (CWT) QUANT. IMPERIALE (QTL)	108,514	145,064	159,733	220,281	26		
	VALUE (\$000) VALEUR (\$000)	25,895	32,304	35,246	43,126	18	UNITED STATES ETATS-UNIS	42
35970-20	WALLPAPER, PLAST CTD EXC PLAST WALLCOVER PAPIER TENTURE PLASTICISE, SAUF COUVRE-MUR PLAST							
	QTY. METRIC (KG) QUANT. METRIQUE (KG)	2,141,671	3,049,894	2,169,838	5,860,700	39		
	QTY. IMPERIAL (CWT) QUANT. IMPERIALE (QTL)	47,216	67,239	47,837	129,207	39		
	VALUE (\$000) VALEUR (\$000)	9,182	12,740	9,005	20,771	31	UNITED KINGDOM ROYAUME-UNI	64
35975	PRINTED OR IMPREG. LAMINATING STOCK PAPIER CART. IMPRIME POUR STRATIFIE							
	QTY. METRIC (TONNE) QUANT. METRIQUE (TONNE)	2,233	3,532	4,192	4,513	26		
	QTY. IMPERIAL (CWT) QUANT. IMPERIALE (QTL)	49,238	77,875	92,410	99,491	26		

SEE EXPLANATORY NOTES / VOIR NOTES EXPLICATIVES

## IMPORT DATA TRENDS - TENDANCES DES DONNEES SUR L'IMPORTATION

## SECTION 2 - FABRICATED MATERIALS, INEDIBLE

## SECTION 2 - MATIERES TRAVAILLEES, NON COMESTIBLES

CODE	COMMODITY MARCHANDISE	1982	1983	1984	AVE. ANNUAL GROWTH RATE (%) 1982-1985 TAUX DE CROISSANCE ANNUEL MOYEN		MAJDR COUNTRY OF EXPDRT - SHARE OF IMPDRT MARKET (%) 1985 PAYS EXPDRTATEUR PRINCIPAL - PART DU MARCHE DES IMPORTATIONS	
					1985	ANNUEL MOYEN		
35975	PRINTED DR IMPREG. LAMINATING STDC PAPIER CART. IMPRIME PDUR STRATIFIE			(CDNT-D) (SUITE)				
	VALUE (\$000) VALEUR (\$000)	9,955	19,537	21,208	22,457	31	UNITED STATES ETATS-UNIS	66
35999	CONVERTED PAPER N E S PAPIER TRANSFORME N D A							
	QTY. METRIC (TDNNE) QUANT. METRIQUE (TONNE)	26,345	34,088	43,105	48,875	23		
	QTY. IMPERIAL (CWT) QUANT. IMPERIALE (QTL)	580,809	751,507	950,279	1,077,482	23		
	VALUE (\$000) VALEUR (\$000)	54,971	71,187	92,116	110,424	26	UNITED STATES ETATS-UNIS	69
35999-20	PAPER, GIFTWRAP, PRINTED/DECORATED, UNCUT EMBALLAGE FANTAISIE, IMPRIME/DECORATIF, NON COUPE							
	QTY. METRIC (KG) QUANT. METRIQUE (KG)	1,742,783	1,521,840	2,925,383	3,154,038	22		
	QTY. IMPERIAL (CWT) QUANT. IMPERIALE (QTL)	38,422	33,551	64,494	69,535	22		
	VALUE (\$000) VALEUR (\$000)	3,988	3,860	7,336	9,460	33	UNITED STATES ETATS-UNIS	93
35999-25	PAPER, CIGARETTE TIPPING, DN BOBBINS PAPIER PDUR EMBDUTS DE CIGARETTE, SUR BDBINES							
	QTY. METRIC (KG) QUANT. METRIQUE (KG)	582,636	670,587	634,799	1,036,418	23		
	QTY. IMPERIAL (CWT) QUANT. IMPERIALE (QTL)	12,845	14,784	13,995	24,172	23		
	VALUE (\$000) VALEUR (\$000)	4,929	5,359	4,473	6,526	10	UNITED STATES ETATS-UNIS	85
35999-30	BOARD, CORRUGATED AND CELLULAR CARTON DNDULE ET CARTON ALVEOLAIRE							
	QTY. METRIC (KG) QUANT. METRIQUE (KG)	4,237,891	6,373,076	7,049,469	7,769,815	22		
	QTY. IMPERIAL (CWT) QUANT. IMPERIALE (QTL)	93,430	140,503	155,415	171,296	22		
	VALUE (\$000) VALEUR (\$000)	2,941	3,761	4,747	5,158	20	UNITED STATES ETATS-UNIS	100
35999-65	BOARD, AUTOMOTIVE, COATED DR LAMINATED CARTON PDUR AUTOMOBILE, COUCHE DU STRATIFIE							
	QTY. METRIC (KG) QUANT. METRIQUE (KG)	2,039,840	2,943,663	4,042,077	5,181,994	36		
	QTY. IMPERIAL (CWT) QUANT. IMPERIALE (QTL)	44,971	64,897	89,113	114,244	36		
	VALUE (\$000) VALEUR (\$000)	1,180	2,895	4,209	6,043	71	UNITED STATES ETATS-UNIS	100
35999-79	WRAPPERS AND CONVERTED WRAPPING PAPER NES PAPIERS D'EMBAL ET PAPIER TRANSFORME PR EMBALLAGE NDA							
	QTY. METRIC (KG) QUANT. METRIQUE (KG)	2,529,399	2,197,870	2,597,483	2,016,843	-7		
	QTY. IMPERIAL (CWT) QUANT. IMPERIALE (QTL)	55,764	48,455	57,265	44,464	-7		
	VALUE (\$000) VALEUR (\$000)	7,749	6,455	7,557	6,412	-6	UNITED STATES ETATS-UNIS	78
35999-85	PAPER, RELEASE COATED, UNCUT PAPIER CDUCHE ANTIADHESIF, NDN COUPE							
	QTY. METRIC (KG) QUANT. METRIQUE (KG)	2,145,707	2,482,589	2,785,904	2,643,432	7		



## IMPORT DATA TRENDS - TENDANCES DES DONNEES SUR L'IMPORTATION

## SECTION 2 - FABRICATED MATERIALS, INEDIBLE

## SECTION 2 - MATIERES TRAVAILLEES, NON COMESTIBLES

CODE	COMMODITY MARCHANDISE		1982	1983	1984	AVE. ANNUAL GROWTH RATE (%) 1982-1985 TAUX DE CROISSANCE 1985 ANNUEL MOYEN		MAJOR COUNTRY OF EXPORT - SHARE OF IMPORT MARKET (%) 1985 PAYS EXPORTATEUR PRINCIPAL - PART DU MARCHE DES IMPORTATIONS	
35999-85	PAPER, RELEASE COATED, UN CUT PAPIER COUCHE ANTIADHESIF, NON COUPE				(CONT-D) (SUITE)				
	QTY. IMPERIAL (CWT) QUANT. IMPERIALE (QTL)		47,305	54,732	61,419	58,278	7		
	VALUE (\$000) VALEUR (\$000)		5,670	6,447	8,299	8,157	13	UNITED STATES ETATS-UNIS	90
36021	BATTS, BATTING AND WADDING, COTTON OUATE, BDURRE, COTON, MASSE FEUILLE								
	QTY. METRIC (KG) QUANT. METRIQUE (KG)		26,240	30,986	283,852	92,548	52		
	QTY. IMPERIAL (LB) QUANT. IMPERIALE (LIV)		57,850	68,312	625,790	204,034	52		
	VALUE (\$000) VALEUR (\$000)		150	147	930	531	52	UNITED STATES ETATS-UNIS	89
36049	BATTS, BATTING AND WADDING N E S OUATE, BOURRE EN MASSE, FEUILLE NDA								
	QTY. METRIC (KG) QUANT. METRIQUE (KG)		352,564	489,131	562,663	611,738	20		
	QTY. IMPERIAL (LB) QUANT. IMPERIALE (LIV)		777,274	1,078,354	1,240,466	1,348,659	20		
	VALUE (\$000) VALEUR (\$000)		826	1,496	1,781	2,226	39	UNITED STATES ETATS-UNIS	96
36089	FELT, EXCEPT PAPERMAKERS' FELTS FEUTRE, SAUF FEUTRE DE PAPIETIER								
	QTY. METRIC (KG) QUANT. METRIQUE (KG)		329,908	401,477	592,090	1,397,393	61		
	QTY. IMPERIAL (LB) QUANT. IMPERIALE (LIV)		727,326	885,111	1,305,342	3,080,740	61		
	VALUE (\$000) VALEUR (\$000)		1,339	1,879	2,652	4,425	48	UNITED STATES ETATS-UNIS	64
36259	SILK YARN, THREAD AND CORD FILES, FILS ET CORDES DE SOIE								
	QTY. METRIC (KG) QUANT. METRIQUE (KG)		48,374	58,152	42,112	28,025	-16		
	QTY. IMPERIAL (LB) QUANT. IMPERIALE (LIV)		106,648	128,203	92,841	61,784	-16		
	VALUE (\$000) VALEUR (\$000)		605	788	933	632	1	SWITZERLAND SUISSE	28
36330	WOOL YARN, WORSTED SPUN FILES DE LAINE, LAINE PEIGNEE								
	QTY. METRIC (KG) QUANT. METRIQUE (KG)		539,320	646,860	723,667	734,697	11		
	QTY. IMPERIAL (LB) QUANT. IMPERIALE (LIV)		1,189,004	1,426,089	1,595,421	1,619,738	11		
	VALUE (\$000) VALEUR (\$000)		7,264	9,130	10,160	9,930	11	GERMANY WEST ALLEMAGNE, O.	26
36330-20	WOOL YARN WORSTED SPUN, APPAREL FILE DE LAINE PEIGNEE, PDUR VETEMENTS								
	QTY. METRIC (KG) QUANT. METRIQUE (KG)		331,318	357,792	473,276	532,655	17		

SEE EXPLANATORY NOTES / VOIR NOTES EXPLICATIVES

## IMPORT DATA TRENDS - TENDANCES DES DONNEES SUR L'IMPORTATION

## SECTION 2 - FABRICATED MATERIALS, INEDIBLE

## SECTION 2 - MATIERES TRAVAILLEES, NON COMESTIBLES

CODE	COMMODITY MARCHANDISE	1982	1983	1984	AVE. ANNUAL GROWTH RATE (%) 1982-1985 TAUX DE CROISSANCE ANNUEL MOYEN		MAJOR COUNTRY OF EXPORT - SHARE OF IMPORT MARKET (%) 1985 PAYS EXPORTATEUR PRINCIPAL - PART DU MARCHE DES IMPORTATIONS		
					1985	ANNUEL MOYEN			
36330-20	WOOL YARN WORSTED SPUN, APPAREL FILE DE LAINE PEIGNEE, PDUR VETEMENTS			(CONT-D) (SUITE)					
	QTY. IMPERIAL (LB) QUANT. IMPERIALE (LIV)	730,436	788,800	1,043,401	1,174,310	17			
	VALUE (\$000) VALEUR (\$000)	4,008	4,480	6,050	6,522	17	GERMANY WEST ALLEMAGNE, O.	38	
36330-50	YARN, WOOL, HAND-KNITTING AND HANDICRAFTS FILE DE LAINE POUR TRICOT A LA MAIN ET ARTISANAT								
	QTY. METRIC (KG) QUANT. METRIQUE (KG)	198,301	285,519	239,810	201,486	1			
	QTY. IMPERIAL (LB) QUANT. IMPERIALE (LIV)	437,182	629,465	528,694	444,203	1			
	VALUE (\$000) VALEUR (\$000)	3,174	4,618	4,012	3,404	2	UNITED KINGDOM ROYAUME-UNI	19	
36350	WOOL YARN, WOOLLEN SPUN BITORD DE LAINE								
	QTY. METRIC (KG) QUANT. METRIQUE (KG)	328,839	313,582	449,531	402,737	7			
	QTY. IMPERIAL (LB) QUANT. IMPERIALE (LIV)	724,970	691,334	991,051	887,888	7			
	VALUE (\$000) VALEUR (\$000)	3,505	2,771	3,897	4,358	7	UNITED KINGDOM ROYAUME-UNI	27	
36390	HAIR YARN N E S FILES DE POIL N D A								
	QTY. METRIC (KG) QUANT. METRIQUE (KG)	20,343	18,537	35,741	28,813	12			
	QTY. IMPERIAL (LB) QUANT. IMPERIALE (LIV)	44,849	40,868	78,795	63,523	12			
	VALUE (\$000) VALEUR (\$000)	362	808	991	1,039	42	FRANCE FRANCE	40	
36405	COTTON THREAD FOR SEWING FILS A COUDRE DE COTON								
	QTY. METRIC (KG) QUANT. METRIQUE (KG)	188,864	193,286	157,971	97,834	-19			
	QTY. IMPERIAL (LB) QUANT. IMPERIALE (LIV)	416,375	426,125	348,268	215,689	-19			
	VALUE (\$000) VALEUR (\$000)	2,475	2,965	2,491	2,056	-6	UNITED STATES ETATS-UNIS	74	
36411	CROCHET DARNING EMBROIDERY COTTON COTON A CROCHETER, REPRISER, BRODER								
	QTY. METRIC (KG) QUANT. METRIQUE (KG)	386,775	294,381	392,663	445,623	5			
	QTY. IMPERIAL (LB) QUANT. IMPERIALE (LIV)	852,697	649,003	865,678	982,436	5			
	VALUE (\$000) VALEUR (\$000)	4,026	4,225	5,525	5,599	11	UNITED STATES ETATS-UNIS	28	
36411-50	YARN, COTTON, HAND-KNITTING FILE A TRICOTER EN COTON								
	QTY. METRIC (KG) QUANT. METRIQUE (KG)	107,649	90,273	225,053	260,822	34			
	QTY. IMPERIAL (LB) QUANT. IMPERIALE (LIV)	237,327	199,019	496,160	575,018	34			

SEE EXPLANATORY NOTES / VOIR NOTES EXPLICATIVES

## IMPORT DATA TRENDS - TENDANCES DES DONNEES SUR L'IMPORTATION

## SECTION 2 - FABRICATED MATERIALS, INEDIBLE

## SECTION 2 - MATIERES TRAVAILLEES, NON COMESTIBLES

CODE	COMMODITY MARCHANDISE		1982	1983	1984	AVE. ANNUAL GROWTH RATE (%) 1982-1985 TAUX DE CROISSANCE ANNUEL MOYEN		MAJOR COUNTRY OF EXPORT - SHARE OF IMPORT MARKET (%) 1985 PAYS EXPORTATEUR PRINCIPAL - PART DU MARCHE DES IMPORTATIONS	
						1985	1985		
36411-50	YARN, COTTON, HAND-KNITTING FILE A TRICOTER EN COTON				(CONT-D) (SUITE)				
	VALUE (\$000) VALEUR (\$000)		1,361	1,560	3,481	3,809	40	NETHERLANDS PAYS-BAS	24
36445	COTTON YARN SINGLE 20 AND UNDER NES FILES COTON SIMPLES 20 & AU-DESSOUS								
	QTY. METRIC (KG) QUANT. METRIQUE (KG)		481,331	1,233,249	1,521,381	2,264,969	67		
	QTY. IMPERIAL (LB) QUANT. IMPERIALE (LIV)		1,061,158	2,718,862	3,354,089	4,993,428	67		
	VALUE (\$000) VALEUR (\$000)		1,396	3,626	4,775	7,931	77	PERU PEROU	53
36446	COTTON YARN SINGLE DV 20 UND 40 NES FILES COTON SIMPLES PLUS FINS 20-39								
	QTY. METRIC (KG) QUANT. METRIQUE (KG)		2,932,808	5,395,799	4,442,262	3,303,980	4		
	QTY. IMPERIAL (LB) QUANT. IMPERIALE (LIV)		6,465,768	11,895,762	9,793,563	7,284,067	4		
	VALUE (\$000) VALEUR (\$000)		10,460	19,493	17,807	13,094	8	BRAZIL BRESIL	40
36447	COTTON YARN SINGLE 40 AND FINER NES FILES COTON SIMPLES 40 ET PLUS NDA								
	QTY. METRIC (KG) QUANT. METRIQUE (KG)		142,524	118,433	204,338	202,197	12		
	QTY. IMPERIAL (LB) QUANT. IMPERIALE (LIV)		314,213	261,101	450,491	445,771	12		
	VALUE (\$000) VALEUR (\$000)		771	605	895	973	8	PERU PEROU	37
36468	COTTON YARN, PLIED N E S FILES DE COTON RETORS DU CABLES NDA								
	QTY. METRIC (KG) QUANT. METRIQUE (KG)		1,201,745	1,523,003	1,584,407	1,337,125	4		
	QTY. IMPERIAL (LB) QUANT. IMPERIALE (LIV)		2,649,408	3,357,664	3,493,038	2,947,871	4		
	VALUE (\$000) VALEUR (\$000)		7,771	9,227	10,193	9,447	7	UNITED STATES ETATS-UNIS	71
36468-15	COTTON YARN, PLIED FOR MFG OF THREAD FILE DE COTON RETDRS, POUR LA FAB DE FIL								
	QTY. METRIC (KG) QUANT. METRIQUE (KG)		333,351	355,049	305,291	328,523	0		
	QTY. IMPERIAL (LB) QUANT. IMPERIALE (LIV)		734,917	782,754	673,054	724,272	0		
	VALUE (\$000) VALEUR (\$000)		3,484	3,389	3,153	3,473	0	UNITED STATES ETATS-UNIS	76
36499	COTTON YARN AND THREAD N E S FILES ET FILS DE COTON N D A								
	QTY. METRIC (KG) QUANT. METRIQUE (KG)		159,864	103,351	122,778	88,537	-18		
	QTY. IMPERIAL (LB) QUANT. IMPERIALE (LIV)		352,441	227,851	270,680	195,191	-18		

SEE EXPLANATORY NOTES / VOIR NOTES EXPLICATIVES

## IMPORT DATA TRENDS - TENDANCES DES DONNEES SUR L'IMPORTATION

## SECTION 2 - FABRICATED MATERIALS, INEDIBLE

## SECTION 2 - MATIERES TRAVAILLEES, NON COMESTIBLES

CODE	COMMODITY MARCHANDISE	1982	1983	1984	AVE. ANNUAL GROWTH RATE (%) 1982-1985 TAUX DE CROISSANCE ANNUEL MOYEN		MAJOR COUNTRY OF EXPORT - SHARE OF IMPORT MARKET (%) 1985 PAYS EXPORTATEUR PRINCIPAL - PART DU MARCHE DES IMPORTATIONS	
					1985	ANNUEL MOYEN		
36499	COTTON YARN AND THREAD N E S FILES ET FILS DE COTON N D A			(CONT-D) (SUITE)				
	VALUE (\$000) VALEUR (\$000)	541	306	582	441	-7	UNITED STATES ETATS-UNIS	87
36505	JUTE YARN, SINGLE FILES DE JUTE SIMPLES							
	QTY. METRIC (KG) QUANT. METRIQUE (KG)	140,777	78,871	269,063	110,524	-7		
	QTY. IMPERIAL (LB) QUANT. IMPERIALE (LIV)	310,361	173,882	593,185	243,666	-7		
	VALUE (\$000) VALEUR (\$000)	243	123	374	252	1	UNITED KINGDOM ROYAUME-UNI	48
36509	JUTE YARN N E S FILES DE JUTE N O A							
	QTY. METRIC (KG) QUANT. METRIQUE (KG)	179,454	593,200	280,843	421,376	33		
	QTY. IMPERIAL (LB) QUANT. IMPERIALE (LIV)	395,630	1,307,790	619,155	928,979	33		
	VALUE (\$000) VALEUR (\$000)	252	771	526	672	38	THAILAND THAILANDE	51
36520	LINEN THREAD FILS DE LIN							
	QTY. METRIC (KG) QUANT. METRIQUE (KG)	28,819	23,837	23,319	24,052	-6		
	QTY. IMPERIAL (LB) QUANT. IMPERIALE (LIV)	63,536	52,552	51,409	53,025	-6		
	VALUE (\$000) VALEUR (\$000)	606	521	482	506	-6	UNITED KINGDOM ROYAUME-UNI	91
36549	VEGETABLE FIBRE YARN AND THREAD NES FILES ET FILS, FIBRES VEGETALES NDA							
	QTY. METRIC (KG) QUANT. METRIQUE (KG)	56,358	40,086	74,411	50,016	-4		
	QTY. IMPERIAL (LB) QUANT. IMPERIALE (LIV)	124,248	88,376	164,048	110,266	-4		
	VALUE (\$000) VALEUR (\$000)	387	239	316	294	-9	UNITED STATES ETATS-UNIS	27
36605	NYLON THREAD FILS DE NYLON							
	QTY. METRIC (KG) QUANT. METRIQUE (KG)	127,891	148,737	172,317	141,564	4		
	QTY. IMPERIAL (LB) QUANT. IMPERIALE (LIV)	281,953	327,911	379,897	312,096	4		
	VALUE (\$000) VALEUR (\$000)	2,233	2,936	3,154	2,813	8	UNITED STATES ETATS-UNIS	91
36609	MAN-MADE FIBRE THREAD N.E.S. FILS DE FIBRES ARTIFICIELLES N D A							
	QTY. METRIC (KG) QUANT. METRIQUE (KG)	614,570	575,493	717,078	683,473	4		
	QTY. IMPERIAL (LB) QUANT. IMPERIALE (LIV)	1,354,901	1,268,752	1,580,894	1,506,807	4		

SEE EXPLANATORY NOTES / VOIR NOTES EXPLICATIVES

## IMPORT DATA TRENDS - TENDANCES DES DONNEES SUR L'IMPORTATION

## SECTION 2 - FABRICATED MATERIALS, INEDIBLE

## SECTION 2 - MATIERES TRAVAILLEES, NON COMESTIBLES

CODE	COMMODITY MARCHANDISE	1982	1983	1984	AVE. ANNUAL GROWTH RATE (%) 1982-1985		MAJOR COUNTRY OF EXPORT - SHARE OF IMPORT MARKET (%) 1985	
					1985	ANNUEL MOYEN	PAYS EXPORTATEUR PRINCIPAL - PART DU MARCHE DES IMPORTATIONS	
35609	MAN-MADE FIBRE THREAD N.E.S. FILS DE FIBRES ARTIFICIELLES N D A			(CONT-D) (SUITE)				
	VALUE (\$000) VALEUR (\$000)	7,799	7,863	9,333	8.833	4	UNITED STATES ETATS-UNIS	54
36609-40	THREAD, POLYESTER FIL DE POLYESTER							
	QTY. METRIC (KG) QUANT. METRIQUE (KG)	454,450	399,921	512,841	493,936	3		
	QTY. IMPERIAL (LB) QUANT. IMPERIALE (LIV)	1,001,895	881,680	1,130,626	1,088,948	3		
	VALUE (\$000) VALEUR (\$000)	6,442	6,252	7,254	6,766	2	UNITED STATES ETATS-UNIS	49
36616	ACRYLIC YARN FILES DE FIBRES ACRYLIQUES							
	QTY. METRIC (KG) QUANT. METRIQUE (KG)	5,222,618	5,491,615	4,626,992	5,411,424	1		
	QTY. IMPERIAL (LB) QUANT. IMPERIALE (LIV)	11,513,962	12,107,001	10,200,825	11,930,209	1		
	VALUE (\$000) VALEUR (\$000)	26,008	26,347	22,320	24,770	-2	KOREA, SOUTH COREE DU SUD	27
36616-59	YARN, ACRYLIC, SPUN NES FILE D'ACRYLIQUE, TEXTURE, NDA							
	QTY. METRIC (KG) QUANT. METRIQUE (KG)	3,748,289	4,009,797	3,208,700	3,037,720	-7		
	QTY. IMPERIAL (LB) QUANT. IMPERIALE (LIV)	8,263,606	8,840,135	7,074,009	6,897,061	-7		
	VALUE (\$000) VALEUR (\$000)	16,059	16,499	13,387	12,522	-8	KOREA, SOUTH COREE DU SUD	41
36619	RAYON YARN, VISCOSE OR ACETATE FILES DE RAYONNE, VISCOSE, ACETATE							
	QTY. METRIC (KG) QUANT. METRIQUE (KG)	1,912,664	2,292,224	2,128,316	2,575,502	10		
	QTY. IMPERIAL (LB) QUANT. IMPERIALE (LIV)	4,216,724	5,053,516	4,692,159	5,678,039	10		
	VALUE (\$000) VALEUR (\$000)	9,323	11,041	10,570	13,312	13	UNITED STATES ETATS-UNIS	70
36619-30	YARN, TRIACETATE FILE DE TRIACETATE							
	QTY. METRIC (KG) QUANT. METRIQUE (KG)	495,215	794,340	538,509	759,020	15		
	QTY. IMPERIAL (LB) QUANT. IMPERIALE (LIV)	1,091,767	1,751,229	1,187,215	1,673,361	15		
	VALUE (\$000) VALEUR (\$000)	2,516	4,007	2,995	4,119	18	UNITED STATES ETATS-UNIS	98
36619-50	YARN, RAYON, FILAMENT FILE DE FILAMENT DE RAYONNE							
	QTY. METRIC (KG) QUANT. METRIQUE (KG)	1,136,389	1,026,867	1,215,421	1,102,053	-1		
	QTY. IMPERIAL (LB) QUANT. IMPERIALE (LIV)	2,505,321	2,263,866	2,679,559	2,429,623	-1		
	VALUE (\$000) VALEUR (\$000)	5,174	4,997	5,820	6,260	6	UNITED STATES ETATS-UNIS	51

## IMPORT DATA TRENDS - TENDANCES DES DONNEES SUR L'IMPORTATION

## SECTION 2 - FABRICATED MATERIALS, INEDIBLE

## SECTION 2 - MATIERES TRAVAILLEES, NON COMESTIBLES

CODE	COMMODITY MARCHANDISE	1982	1983	1984	AVE. ANNUAL GROWTH RATE (%) 1982-1985 TAUX DE CROISSANCE ANNUEL MOYEN		MAJOR COUNTRY OF EXPORT - SHARE OF IMPORT MARKET (%) 1985 PAYS EXPORTATEUR PRINCIPAL - PART DU MARCHE DES IMPORTATIONS		
					1985	ANNUEL MOYEN			
36630	GLASS YARN FILES DE FIBRES DE VERRE								
	QTY. METRIC (KG) QUANT. METRIQUE (KG)	397,565	818,907	1,166,793	1,065,335	38			
	QTY. IMPERIAL (LB) QUANT. IMPERIALE (LIV)	876,485	1,805,390	2,572,351	2,348,675	38			
	VALUE (\$000) VALEUR (\$000)	1,454	2,548	3,460	2,976	27	UNITED STATES ETATS-UNIS	86	
36639	NYLON YARN FILES DE NYLON								
	QTY. METRIC (KG) QUANT. METRIQUE (KG)	5,527,372	11,099,767	10,285,386	9,477,204	19			
	QTY. IMPERIAL (LB) QUANT. IMPERIALE (LIV)	12,185,834	24,470,925	22,675,468	20,893,768	19			
	VALUE (\$000) VALEUR (\$000)	32,455	58,631	56,055	50,144	16	UNITED STATES ETATS-UNIS	49	
36639-70	YARN, NYLON, FILAMENT, TEXTURED FILE DE FILAMENT DE NYLON TEXTURE								
	QTY. METRIC (KG) QUANT. METRIQUE (KG)	952,569	1,745,767	2,072,464	2,501,830	38			
	QTY. IMPERIAL (LB) QUANT. IMPERIALE (LIV)	2,100,066	3,848,777	4,569,025	5,515,619	38			
	VALUE (\$000) VALEUR (\$000)	6,576	11,115	13,044	16,007	34	GERMANY WEST ALLEMAGNE, O.	20	
36639-79	YARN, NYLON, FILAMENT, NES FILE DE FILAMENT DE NYLON, NDA								
	QTY. METRIC (KG) QUANT. METRIQUE (KG)	2,526,799	5,188,835	5,323,947	4,130,249	17			
	QTY. IMPERIAL (LB) QUANT. IMPERIALE (LIV)	5,570,668	11,439,483	11,737,355	9,105,688	17			
	VALUE (\$000) VALEUR (\$000)	15,274	27,775	29,945	21,517	12	UNITED STATES ETATS-UNIS	62	
36639-80	YARN, NYLON, CARPET FILE DE NYLON POUR TAPIS								
	QTY. METRIC (KG) QUANT. METRIQUE (KG)	1,856,836	4,045,435	2,848,369	2,824,878	15			
	QTY. IMPERIAL (LB) QUANT. IMPERIALE (LIV)	4,093,645	8,918,704	6,279,611	6,227,822	15			
	VALUE (\$000) VALEUR (\$000)	9,290	18,923	12,663	12,411	10	UNITED STATES ETATS-UNIS	79	
36645	POLYESTER YARN FILES DE POLYESTER								
	QTY. METRIC (KG) QUANT. METRIQUE (KG)	11,637,312	20,509,924	17,987,806	21,352,749	22			
	QTY. IMPERIAL (LB) QUANT. IMPERIALE (LIV)	25,656,016	45,216,879	39,656,532	47,074,999	22			
	VALUE (\$000) VALEUR (\$000)	44,739	70,129	65,089	71,373	17	UNITED STATES ETATS-UNIS	72	
36645-50	YARN, POLYESTER, SPUN FILE DE POLYESTER								
	QTY. METRIC (KG) QUANT. METRIQUE (KG)	858,381	1,133,915	1,084,548	1,561,223	22			
	QTY. IMPERIAL (LB) QUANT. IMPERIALE (LIV)	1,892,415	2,499,867	2,391,032	3,441,926	22			

## IMPORT DATA TRENDS - TENDANCES DES DONNEES SUR L'IMPORTATION

## SECTION 2 - FABRICATED MATERIALS, INEDIBLE

## SECTION 2 - MATIERES TRAVAILLEES, NON COMESTIBLES

CODE	COMMODITY MARCHANDISE		1982	1983	1984	AVE. ANNUAL GROWTH RATE (%) 1982-1985 TAUX DE CROISSANCE ANNUEL MOYEN		MAJOR COUNTRY OF EXPORT - SHARE OF IMPORT MARKET (%) 1985 PAYS EXPORTATEUR PRINCIPAL - PART DU MARCHE DES IMPORTATIONS	
						1985	ANNUEL MOYEN		
36645-50	YARN, POLYESTER, SPUN FILE DE POLYESTER				(CONT-D) (SUITE)				
		VALUE (\$000) VALEUR (\$000)	5,183	6,844	6,496	8,779	19	UNITED STATES ETATS-UNIS	57
36645-70	YARN, POLYESTER, FILAMENT, TEXTURED FILE DE FILAMENT DE POLYESTER, TEXTURE								
		QTY. METRIC (KG) QUANT. METRIQUE (KG)	1,906,865	5,476,640	4,928,070	5,035,096	38		
		QTY. IMPERIAL (LB) QUANT. IMPERIALE (LIV)	4,203,940	12,073,988	10,864,592	11,100,544	38		
		VALUE (\$000) VALEUR (\$000)	8,182	19,951	19,289	18,636	31	UNITED STATES ETATS-UNIS	72
36645-79	YARN, POLYESTER, FILAMENT, NES FILE DE FILAMENT DE POLYESTER, NDA								
		QTY. METRIC (KG) QUANT. METRIQUE (KG)	8,318,920	13,328,899	11,753,894	14,715,466	21		
		QTY. IMPERIAL (LB) QUANT. IMPERIALE (LIV)	18,340,175	29,385,345	25,913,037	32,442,219	21		
		VALUE (\$000) VALEUR (\$000)	29,149	41,232	38,477	43,803	14	UNITED STATES ETATS-UNIS	75
<b>36648</b>	<b>POLYPROPYLENE YARN FILES DE POLYPROPYLENE</b>								
		QTY. METRIC (KG) QUANT. METRIQUE (KG)	1,724,475	2,311,336	2,646,702	3,723,370	29		
		QTY. IMPERIAL (LB) QUANT. IMPERIALE (LIV)	3,801,836	5,095,650	5,835,009	8,208,668	29		
		VALUE (\$000) VALEUR (\$000)	5,860	7,112	9,087	11,370	24	UNITED STATES ETATS-UNIS	44
36648-79	YARN, POLYPROPYLENE FILAMENT NES FILE DE FILAMENT DE POLYPROPYLENE, NDA								
		QTY. METRIC (KG) QUANT. METRIQUE (KG)	524,034	959,291	886,621	1,823,390	51		
		QTY. IMPERIAL (LB) QUANT. IMPERIALE (LIV)	1,155,304	2,114,885	1,954,675	4,019,908	51		
		VALUE (\$000) VALEUR (\$000)	1,879	2,916	3,026	5,735	44	UNITED STATES ETATS-UNIS	45
36648-80	YARN, POLYPROPYLENE, CARPET FILE DE POLYPROPYLENE POUR TAPIS								
		QTY. METRIC (KG) QUANT. METRIQUE (KG)	429,684	426,338	1,053,617	1,308,533	44		
		QTY. IMPERIAL (LB) QUANT. IMPERIALE (LIV)	947,295	939,919	2,322,841	2,884,837	44		
		VALUE (\$000) VALEUR (\$000)	1,243	1,302	3,249	3,412	40	BELGIUM-LUXEMB BELGIQUE-LUX.	39
<b>36699</b>	<b>MAN-MADE FIBRE YARN N E S FILES DE FIBRES ARTIFICIELLES N D A</b>								
		QTY. METRIC (KG) QUANT. METRIQUE (KG)	933,921	1,472,806	1,873,902	2,416,473	37		
		QTY. IMPERIAL (LB) QUANT. IMPERIALE (LIV)	2,058,955	3,246,998	4,131,268	5,327,438	37		
		VALUE (\$000) VALEUR (\$000)	10,917	15,260	20,886	26,776	34	UNITED STATES ETATS-UNIS	86
36699-45	YARN, POLYURETHANE /SPANDEX/ FILE DE POLYURETHANES /SPANDEX/								
		QTY. METRIC (KG) QUANT. METRIQUE (KG)	100,019	176,368	173,141	176,211	21		

SEE EXPLANATORY NOTES / VOIR NOTES EXPLICATIVES

## IMPORT DATA TRENDS - TENDANCES DES DONNEES SUR L'IMPORTATION

## SECTION 2 - FABRICATED MATERIALS, INEDIBLE

## SECTION 2 - MATIERES TRAVAILLEES, NON COMESTIBLES

CODE	COMMODITY MARCHANDISE	1982	1983	1984	AVE. ANNUAL GROWTH RATE (%) 1982-1985 TAUX DE CROISSANCE ANNUEL MOYEN		MAJOR COUNTRY OF EXPORT - SHARE OF IMPORT MARKET (%) 1985 PAYS EXPORTATEUR PRINCIPAL - PART DU MARCHE DES IMPORTATIONS	
					1985	ANNUEL MOYEN		
36699-45	YARN, POLYURETHANE /SPANDEX/ FILE DE POLYURETHANES /SPANDEX/			(CONT-D) (SUITE)				
	QTY. IMPERIAL (LB) QUANT. IMPERIALE (LIV)	220,505	388,828	381,712	388,481	21		
	VALUE (\$000) VALEUR (\$000)	1,802	3,682	3,466	3,405	23	UNITED STATES ETATS-UNIS	78
36699-65	YARN, ARAMID, EXCEPT TIRE FILE DE FIBRE ARAMID, SAUF POUR PNEUS							
	QTY. METRIC (KG) QUANT. METRIQUE (KG)	104,763	93,039	93,777	141,375	10		
	QTY. IMPERIAL (LB) QUANT. IMPERIALE (LIV)	230,965	205,118	206,745	311,681	10		
	VALUE (\$000) VALEUR (\$000)	2,773	1,906	2,958	4,328	16	UNITED STATES ETATS-UNIS	100
36699-70	MONOFILAMENTS, M-M FIBRE, OVER 12" IN LENGTH MONIFILAMENTS, FIBRE CHIMIQUE, PLUS DE 12 PO. DE LONGUEUR							
	QTY. METRIC (KG) QUANT. METRIQUE (KG)	644,868	1,102,092	1,430,153	1,943,283	44		
	QTY. IMPERIAL (LB) QUANT. IMPERIALE (LIV)	1,421,667	2,429,709	3,152,964	4,284,228	44		
	VALUE (\$000) VALEUR (\$000)	5,166	8,351	12,112	16,761	47	UNITED STATES ETATS-UNIS	84
36719	MIXED & BLEND YARN CONTAINING WOOL FILES MELANGES & MIXTES, AVEC LAINE							
	QTY. METRIC (KG) QUANT. METRIQUE (KG)	1,392,977	1,711,053	2,012,482	2,074,053	14		
	QTY. IMPERIAL (LB) QUANT. IMPERIALE (LIV)	3,071,004	3,772,246	4,436,786	4,572,529	14		
	VALUE (\$000) VALEUR (\$000)	17,192	18,699	24,293	25,107	13	FRANCE FRANCE	20
36719-37	YARN, POLYESTER AND WOOL BLENDS, WORSTED FILE, MELANGE DE POLYESTER ET LAINE, PEIGNE							
	QTY. METRIC (KG) QUANT. METRIQUE (KG)	386,013	618,001	574,789	505,238	9		
	QTY. IMPERIAL (LB) QUANT. IMPERIALE (LIV)	851,017	1,362,466	1,267,199	1,113,864	9		
	VALUE (\$000) VALEUR (\$000)	3,336	4,828	4,491	3,938	6	IRELAND IRLANDE	50
36719-38	YARN, MAN-MADE FIBRE & WOOL/HAIR BLENDS NES FILE FIBRE CHIMIQUE ET MEL. DE LAINE ET POIL ANIMAL, NDA							
	QTY. METRIC (KG) QUANT. METRIQUE (KG)	965,600	1,073,330	1,385,780	1,450,508	14		
	QTY. IMPERIAL (LB) QUANT. IMPERIALE (LIV)	2,128,795	2,366,301	3,055,137	3,197,840	14		
	VALUE (\$000) VALEUR (\$000)	13,239	13,424	18,766	19,025	13	FRANCE FRANCE	24
36770	POLYESTER/COTTON BLENDED YARN FILES MELANGES DE POLYESTER COTON							
	QTY. METRIC (KG) QUANT. METRIQUE (KG)	5,223,630	10,923,922	10,501,239	17,461,748	49		
	QTY. IMPERIAL (LB) QUANT. IMPERIALE (LIV)	11,516,194	24,083,252	23,151,391	38,496,766	49		
	VALUE (\$000) VALEUR (\$000)	21,216	40,277	40,947	65,901	45	KOREA, SOUTH COREE DU SUD	49

SEE EXPLANATORY NOTES / VOIR NOTES EXPLICATIVES



## IMPORT DATA TRENDS - TENDANCES DES DONNEES SUR L'IMPORTATION

## SECTION 2 - FABRICATED MATERIALS, INEDIBLE

## SECTION 2 - MATIERES TRAVAILLEES, NON COMESTIBLES

CODE	COMMODITY MARCHANDISE	1982	1983	1984	AVE. ANNUAL GROWTH RATE (%) 1982-1985		MAJOR COUNTRY OF EXPORT - SHARE OF IMPORT MARKET (%) 1985	
					1985	ANNUEL MOYEN	PAYS EXPORTATEUR PRINCIPAL - PART DU MARCHÉ DES IMPORTATIONS	
36770-20	YARN, POLY/COT, SINGLE, 20 & UNDER, UNBL FILE SIMPLE, POLY/CDT, 20 ET MOINS, ECRU							
	QTY. METRIC (KG)	1,105,118	2,990,761	1,463,654	3,133,399	41		
	QUANT. METRIQUE (KG)							
	QTY. IMPERIAL (LB)	2,436,381	6,593,533	3,226,821	6,907,999	41		
	QUANT. IMPERIALE (LIV)							
	VALUE (\$000)	4,424	10,067	4,582	10,238	32	BRAZIL	44
	VALEUR (\$000)						BRESIL	
36770-25	YARN, POLY/COT, SINGLE, 21 & OVER, UNBL FILE SIMPLE, POLY/CDT, 21 ET PLUS, ECRU							
	QTY. METRIC (KG)	2,089,476	7,350,313	8,154,456	13,797,902	86		
	QUANT. METRIQUE (KG)							
	QTY. IMPERIAL (LB)	4,606,531	16,204,752	17,977,593	30,419,326	86		
	QUANT. IMPERIALE (LIV)							
	VALUE (\$000)	8,742	26,951	29,936	51,060	79	KDREA, SOUTH	56
	VALEUR (\$000)						COREE DU SUD	
36770-30	YARN, POLY/CDT, PLIED, ALL COUNTS, UNBL FILE RETORS DE POLY/COT, DE TOUT TITRE, ECRU							
	QTY. METRIC (KG)	79,784	225,837	346,044	512,063	85		
	QUANT. METRIQUE (KG)							
	QTY. IMPERIAL (LB)	175,895	497,888	762,901	1,128,912	85		
	QUANT. IMPERIALE (LIV)							
	VALUE (\$000)	386	1,277	2,780	4,516	125	UNITED STATES	85
	VALEUR (\$000)						ETATS-UNIS	
36789	MIXED & BLENDED YARN & THREAD NES FILS & FILES, MIXTES & MELANGES NDA							
	QTY. METRIC (KG)	1,760,911	2,185,480	2,042,968	2,663,444	15		
	QUANT. METRIQUE (KG)							
	QTY. IMPERIAL (LB)	3,882,165	4,818,183	4,503,997	5,871,919	15		
	QUANT. IMPERIALE (LIV)							
	VALUE (\$000)	14,673	19,477	19,144	22,264	15	UNITED STATES	43
	VALEUR (\$000)						ETATS-UNIS	
36789-79	YARN & THREAD M-M/NAT FIB BLENDS NES EXC WOOL FIL ET FILE, MEL. DE FIB CHIM. ET FIB NAT., NDA, SF LAINE							
	QTY. METRIC (KG)	197,432	388,026	384,682	310,212	16		
	QUANT. METRIQUE (KG)							
	QTY. IMPERIAL (LB)	435,265	855,455	848,083	683,905	16		
	QUANT. IMPERIALE (LIV)							
	VALUE (\$000)	1,504	3,224	3,656	3,218	29	UNITED STATES	39
	VALEUR (\$000)						ETATS-UNIS	
36795	TIRE CORD AND YARN CORDES ET FILES POUR PNEUS							
	QTY. METRIC (KG)	10,660,405	11,436,694	16,419,003	16,122,438	15		
	QUANT. METRIQUE (KG)							
	QTY. IMPERIAL (LB)	23,502,292	25,213,727	36,197,894	35,544,078	15		
	QUANT. IMPERIALE (LIV)							
	VALUE (\$000)	31,389	31,465	49,680	43,898	12	UNITED STATES	31
	VALEUR (\$000)						ETATS-UNIS	
36795-15	YARN AND CORD, STEEL, TIRE FILE ET CABLE EN ACIER POUR PNEUS							
	QTY. METRIC (KG)	7,360,724	9,372,196	13,194,088	12,465,478	19		
	QUANT. METRIQUE (KG)							
	QTY. IMPERIAL (LB)	16,227,704	20,662,264	29,088,136	27,481,818	19		
	QUANT. IMPERIALE (LIV)							

## IMPORT DATA TRENDS - TENDANCES DES DONNEES SUR L'IMPORTATION

## SECTION 2 - FABRICATED MATERIALS, INEDIBLE

## SECTION 2 - MATIERES TRAVAILLEES, NON COMESTIBLES

CODE	COMMODITY MARCHANDISE	1982	1983	1984	AVE. ANNUAL GROWTH RATE (%) 1982-1985		MAJOR COUNTRY OF EXPORT - SHARE OF IMPORT MARKET (%) 1985	
					1985	ANNUEL MOYEN	PAYS EXPORTATEUR PRINCIPAL - PART DU MARCHE DES IMPORTATIONS	
36795-15	YARN AND CORD, STEEL, TIRE FILE ET CABLE EN ACIER POUR PNEUS			(CONT-D) (SUITE)				
	VALUE (\$000) VALEUR (\$000)	19,948	24,044	35,944	29,740	14	BELGIUM-LUXEMB BELGIQUE-LUX.	43
36795-70	YARN AND CORD, NYLON, TIRE FILE ET CABLE EN NYLON POUR PNEUS							
	QTY. METRIC (KG) QUANT. METRIQUE (KG)	47,435	61,050	1,136,527	898,668	164		
	QTY. IMPERIAL (LB) QUANT. IMPERIALE (LIV)	104,576	134,594	2,505,626	1,981,234	164		
	VALUE (\$000) VALEUR (\$000)	265	241	5,123	3,693	139	UNITED STATES ETATS-UNIS	99
36795-80	YARN AND CORD, POLYESTER, TIRE FILE ET CABLE EN POLYESTER POUR PNEUS							
	QTY. METRIC (KG) QUANT. METRIQUE (KG)	2,790,147	1,701,230	1,755,552	2,131,302	-9		
	QTY. IMPERIAL (LB) QUANT. IMPERIALE (LIV)	6,151,254	3,750,590	3,870,350	4,698,741	-9		
	VALUE (\$000) VALEUR (\$000)	9,301	6,058	7,159	8,788	-2	UNITED STATES ETATS-UNIS	99
36903	BALER TWINE FICELLE D'EMBALLAGE							
	QTY. METRIC (KG) QUANT. METRIQUE (KG)	15,733,440	16,232,043	17,882,529	17,077,153	3		
	QTY. IMPERIAL (LB) QUANT. IMPERIALE (LIV)	34,686,478	35,785,716	39,424,434	37,648,875	3		
	VALUE (\$000) VALEUR (\$000)	19,726	16,613	16,635	15,094	-8	BRAZIL BRESIL	59
36903-40	BALER TWINE, SISAL FICELLE DE BOTTELAGE EN SISAL							
	QTY. METRIC (KG) QUANT. METRIQUE (KG)	13,393,757	14,284,288	15,750,700	14,997,719	4		
	QTY. IMPERIAL (LB) QUANT. IMPERIALE (LIV)	29,528,333	31,491,630	34,724,530	33,064,484	4		
	VALUE (\$000) VALEUR (\$000)	15,956	13,812	13,538	12,106	-9	BRAZIL BRESIL	60
36905	BINDER TWINE FICELLE D'ENGERBAGE							
	QTY. METRIC (KG) QUANT. METRIQUE (KG)	263,400	159,060	264,138	278,032	2		
	QTY. IMPERIAL (LB) QUANT. IMPERIALE (LIV)	580,701	350,670	582,327	612,959	2		
	VALUE (\$000) VALEUR (\$000)	334	171	249	216	-13	BRAZIL BRESIL	43
36921	COTTON CORDAGE AND TWINE CORDAGE ET FICELLE DE COTON							
	QTY. METRIC (KG) QUANT. METRIQUE (KG)	110,370	87,330	145,728	128,957	5		
	QTY. IMPERIAL (LB) QUANT. IMPERIALE (LIV)	243,326	192,530	321,277	284,303	5		
	VALUE (\$000) VALEUR (\$000)	566	576	861	709	8	UNITED STATES ETATS-UNIS	89

## IMPORT DATA TRENDS - TENDANCES DES DONNEES SUR L'IMPORTATION

## SECTION 2 - FABRICATED MATERIALS, INEDIBLE

## SECTION 2 - MATIERES TRAVAILLEES, NON COMESTIBLES

CODE	COMMODITY MARCHANDISE	1982	1983	1984	AVE. ANNUAL GROWTH RATE (%) 1982-1985 TAUX DE CROISSANCE ANNUEL MOYEN		MAJOR COUNTRY OF EXPORT - SHARE OF IMPORT MARKET (%) 1985 PAYS EXPORTATEUR PRINCIPAL - PART DU MARCHE DES IMPORTATIONS	
					1985	ANNUEL MOYEN		
36931	PAPER CORDAGE AND TWINE CORDAGE ET FICELLE DE PAPIER							
	QTY. METRIC (KG) QUANT. METRIQUE (KG)	177,420	104,041	131,592	192,330	3		
	QTY. IMPERIAL (LB) QUANT. IMPERIALE (LIV)	391,147	229,373	290,113	424,017	3		
	VALUE (\$000) VALEUR (\$000)	207	208	265	306	14	UNITED STATES ETATS-UNIS	100
36947	CORDAGE AND TWINE OF MAN-MADE FIBRE CORDAGE & FICELLE DE FIBRE ARTIFIC.							
	QTY. METRIC (KG) QUANT. METRIQUE (KG)	614,572	891,193	878,009	836,102	11		
	QTY. IMPERIAL (LB) QUANT. IMPERIALE (LIV)	1,354,907	1,964,754	1,935,688	1,843,298	11		
	VALUE (\$000) VALEUR (\$000)	4,115	5,504	5,605	5,644	11	UNITED STATES ETATS-UNIS	60
36949	CORDAGE AND TWINE N E S CORDAGE ET FICELLE N D A							
	QTY. METRIC (KG) QUANT. METRIQUE (KG)	487,069	588,914	327,492	457,913	-2		
	QTY. IMPERIAL (LB) QUANT. IMPERIALE (LIV)	1,073,809	1,298,339	722,000	1,009,530	-2		
	VALUE (\$000) VALEUR (\$000)	901	1,050	706	954	2	UNITED STATES ETATS-UNIS	50
36978	ROPE, MAN-MADE FIBRE 1.5 IN & UNDER CORDE FIBRE ARTIFIC 1.5 PO OU MOINS							
	QTY. METRIC (KG) QUANT. METRIQUE (KG)	454,939	578,780	665,565	697,787	15		
	QTY. IMPERIAL (LB) QUANT. IMPERIALE (LIV)	1,002,973	1,275,999	1,467,328	1,538,365	15		
	VALUE (\$000) VALEUR (\$000)	1,630	1,944	2,289	2,427	14	UNITED STATES ETATS-UNIS	49
36979	ROPE 1.5 IN & UNDER CIRC. N E S CORDE 1.5 PO. OU MOINS CIRCONF. NDA							
	QTY. METRIC (KG) QUANT. METRIQUE (KG)	360,561	468,094	570,394	465,346	9		
	QTY. IMPERIAL (LB) QUANT. IMPERIALE (LIV)	794,905	1,031,977	1,257,511	1,025,917	9		
	VALUE (\$000) VALEUR (\$000)	714	1,014	1,039	888	7	UNITED STATES ETATS-UNIS	33
36998	ROPE, MAN-MADE FIBRE OVER 1.5 INCH CORDE FIBRE ARTIFIC. PLUS DE 1.5 PO							
	QTY. METRIC (KG) QUANT. METRIQUE (KG)	476,640	604,680	507,136	614,868	9		
	QTY. IMPERIAL (LB) QUANT. IMPERIALE (LIV)	1,050,817	1,333,098	1,118,049	1,355,559	9		
	VALUE (\$000) VALEUR (\$000)	1,672	2,147	1,868	1,833	3	UNITED STATES ETATS-UNIS	34

## IMPORT DATA TRENDS - TENDANCES DES DONNEES SUR L'IMPORTATION

## SECTION 2 - FABRICATED MATERIALS, INEDIBLE

## SECTION 2 - MATIERES TRAVAILLEES, NON COMESTIBLES

CODE	COMMODITY MARCHANDISE	1982	1983	1984	AVE. ANNUAL GROWTH RATE (%) 1982-1985 TAUX DE CROISSANCE 1985 ANNUEL MOYEN		MAJOR COUNTRY OF EXPORT - SHARE OF IMPORT MARKET (%) 1985 PAYS EXPORTATEUR PRINCIPAL - PART DU MARCHE DES IMPORTATIONS	
36999	ROPE, OVER 1.5 INCHES N E S CORDE PLUS DE 1.5 PO DE CIRCONF NDA							
	QTY. METRIC (KG)	226,458	260,760	337,574	289,995	8		
	QUANT. METRIQUE (KG)							
	QTY. IMPERIAL (LB)	499,258	574,880	744,228	639,332	8		
	QUANT. IMPERIALE (LIV)							
	VALUE (\$000)	440	509	596	602	11	PHILIPPINES	44
	VALEUR (\$000)						PHILIPPINES	
37149	BROAD WOVEN FABRICS, SILK TISSUS LARGES, SOIE							
	QTY. METRIC (KG)	330,982	627,675	528,381	463,120	12		
	QUANT. METRIQUE (KG)							
	QTY. IMPERIAL (LB)	729,695	1,383,794	1,164,886	1,021,011	12		
	QUANT. IMPERIALE (LIV)							
	VALUE (\$000)	17,093	24,066	27,173	28,586	18	ITALY	28
	VALEUR (\$000)						ITALIE	
37149-40	SILK FABRIC FOR NECKTIES, OV 5% EXC SILK-WOOL TISSU DE SOIE PR CRAVATES, > 5% SOIE, SF EN SOIE ET LAINE							
	QTY. METRIC (KG)	22,632	34,368	53,500	62,129	40		
	QUANT. METRIQUE (KG)							
	QTY. IMPERIAL (LB)	49,896	75,768	117,947	136,971	40		
	QUANT. IMPERIALE (LIV)							
	VALUE (\$000)	3,080	4,452	6,646	7,765	36	ITALY	66
	VALEUR (\$000)						ITALIE	
37203	WOOLLEN FABRICS ALL WOOL 12 OZ & OV TISSUS TOUT LAINE 12 ONCES ET PLUS							
	QTY. METRIC (KG)	228,486	319,943	322,817	485,605	28		
	QUANT. METRIQUE (KG)							
	QTY. IMPERIAL (LB)	503,727	705,357	711,693	1,070,581	28		
	QUANT. IMPERIALE (LIV)							
	VALUE (\$000)	4,067	5,202	5,234	7,716	24	UNITED KINGDOM	40
	VALEUR (\$000)						ROYAUME-UNI	
37206	WOOLLEN FAB ALL WOOL UND 12 OV 9 OZ TISSUS TOUT LAINE, MDINS 12, PLUS 9							
	QTY. METRIC (KG)	162,096	140,710	170,650	208,516	9		
	QUANT. METRIQUE (KG)							
	QTY. IMPERIAL (LB)	357,362	310,213	376,220	459,701	9		
	QUANT. IMPERIALE (LIV)							
	VALUE (\$000)	3,837	3,333	3,955	4,982	9	UNITED KINGDOM	65
	VALEUR (\$000)						ROYAUME-UNI	
37208	WOOLLEN FAB ALL WOOL 9 OZ AND LESS TISSUS TOUT LAINE 9 ONCES DU MOINS.							
	QTY. METRIC (KG)	648,770	710,849	1,018,685	1,066,727	18		
	QUANT. METRIQUE (KG)							
	QTY. IMPERIAL (LB)	1,430,301	1,567,163	2,245,828	2,351,743	18		
	QUANT. IMPERIALE (LIV)							
	VALUE (\$000)	15,427	16,719	25,243	28,690	23	ITALY	33
	VALEUR (\$000)						ITALIE	

## IMPORT DATA TRENDS - TENDANCES DES DONNEES SUR L'IMPORTATION

## SECTION 2 - FABRICATED MATERIALS, INEDIBLE

## SECTION 2 - MATIERES TRAVAILLEES, NON COMESTIBLES

CODE	COMMODITY MARCHANDISE		1982	1983	1984	1985	AVE. ANNUAL GROWTH RATE (%) 1982-1985	MAJOR COUNTRY OF EXPORT - SHARE OF IMPORT MARKET (%) 1985	
							TAUX DE CROISSANCE ANNUEL MOYEN	PAYS EXPORTATEUR PRINCIPAL - PART DU MARCHE DES IMPORTATIONS	
37213	WORSTED FABRICS ALL WOOL 12 OZ & OV TISSUS LAINE PEIGNEE 12 ON. ET PLUS								
	QTY. METRIC (KG)	(KG)	22,197	126,815	124,070	108,061	69		
	QUANT. METRIQUE (KG)	(KG)							
	QTY. IMPERIAL (LB)	(LB)	48,936	279,580	273,529	238,234	69		
	QUANT. IMPERIALE (LIV)	(LIV)							
	VALUE (\$000)	(\$000)	398	1,373	1,452	1,196	44	CZECHOSLOVAKIA	59
	VALEUR (\$000)	(\$000)						TCHECOSLOVAQUIE	
37216	WORSTED FAB ALL WOOL UND 12 OV 9 OZ TISSU LAINE PEIGNEE MOINS 12 PLUS 9								
	QTY. METRIC (KG)	(KG)	29,024	18,782	37,529	70,863	34		
	QUANT. METRIQUE (KG)	(KG)							
	QTY. IMPERIAL (LB)	(LB)	63,987	41,407	82,737	156,226	34		
	QUANT. IMPERIALE (LIV)	(LIV)							
	VALUE (\$000)	(\$000)	581	454	822	1,066	22	INDIA	27
	VALEUR (\$000)	(\$000)						INDE	
37218	WORSTED FAB ALL WOOL 9 OZ AND LESS TISSUS LAINE PEIGNEE 9 ON. OU MOINS								
	QTY. METRIC (KG)	(KG)	1,101,133	1,177,865	1,629,178	1,469,921	10		
	QUANT. METRIQUE (KG)	(KG)							
	QTY. IMPERIAL (LB)	(LB)	2,427,596	2,596,981	3,591,742	3,240,637	10		
	QUANT. IMPERIALE (LIV)	(LIV)							
	VALUE (\$000)	(\$000)	25,060	25,987	37,292	38,107	15	ITALY	23
	VALEUR (\$000)	(\$000)						ITALIE	
37229	WOOLLEN & WORSTED MIX FAB, ALL WOOL TISSUS DE LAINE CARDEE ET PEIGNEE								
	QTY. METRIC (KG)	(KG)	24,104	18,608	18,526	24,234	0		
	QUANT. METRIQUE (KG)	(KG)							
	QTY. IMPERIAL (LB)	(LB)	53,140	41,023	40,843	53,427	0		
	QUANT. IMPERIALE (LIV)	(LIV)							
	VALUE (\$000)	(\$000)	373	326	382	450	6	UNITED KINGDOM	38
	VALEUR (\$000)	(\$000)						ROYAUME-UNI	
37259	WOOL AND HAIR FABRICS N E S TISSUS DE LAINE ET DE POIL N D A								
	QTY. METRIC (KG)	(KG)	90,497	85,250	128,265	115,181	8		
	QUANT. METRIQUE (KG)	(KG)							
	QTY. IMPERIAL (LB)	(LB)	199,513	187,946	282,777	253,931	8		
	QUANT. IMPERIALE (LIV)	(LIV)							
	VALUE (\$000)	(\$000)	2,096	2,604	4,052	3,296	16	UNITED STATES	67
	VALEUR (\$000)	(\$000)						ETATS-UNIS	
37302	DUCK AND ALLIED FABRICS, COTTON TOILE ET TISSUS ASSIMILES, DE COTON								
	QTY. METRIC (KG)	(KG)	694,125	952,439	2,443,155	2,477,693	40		
	QUANT. METRIQUE (KG)	(KG)							
	QTY. IMPERIAL (LB)	(LB)	1,971,218	2,099,779	5,386,264	5,462,406	40		
	QUANT. IMPERIALE (LIV)	(LIV)							
	VALUE (\$000)	(\$000)	3,914	4,277	13,253	10,338	38	HONG KONG	51
	VALEUR (\$000)	(\$000)						HONG-KONG	

## IMPORT DATA TRENDS - TENDANCES DES DONNEES SUR L'IMPORTATION

## SECTION 2 - FABRICATED MATERIALS, INEOIBLE

## SECTION 2 - MATIERES TRAVAILLEES, NON COMESTIBLES

CODE	COMMODITY MARCHANDISE	1982	1983	1984	1985	AVE. ANNUAL GROWTH RATE (%) 1982-1985 TAUX DE CROISSANCE ANNUEL MOYEN	MAJOR COUNTRY OF EXPDRT - SHARE OF IMPORT MARKET (%) 1985 PAYS EXPORTATEUR PRINCIPAL - PART DU MARCHE DES IMPORTATIONS
37302-60	CANVAS, COTTON, WOVEN BROAD GROSSE TOILE DE COTON, GRANDE LARGEUR						
	QTY. METRIC (KG) QUANT. METRIQUE (KG)	285,882	357,457	1,292,425	1,144,473	58	
	QTY. IMPERIAL (LB) QUANT. IMPERIALE (LIV)	630,265	788,063	2,849,325	2,523,145	58	
	VALUE (\$000) VALEUR (\$000)	1,232	1,490	8,026	5,833	67	HONG KONG HONG-KONG 75
37313	DRILL TWILL WARP SATEEN COTTON UNBL COUTILS, CROISES ETC DE COTON ECRUS						
	QTY. METRIC (KG) QUANT. METRIQUE (KG)	289,031	206,880	213,191	287,426	0	
	QTY. IMPERIAL (LB) QUANT. IMPERIALE (LIV)	637,207	456,094	470,009	633,669	0	
	VALUE (\$000) VALEUR (\$000)	1,224	792	918	1,216	0	PEOPLE R CHINA REP. POP. CHINE 26
37315	DRILL TWILL WARP SATEEN COT BLEACHD COUTILS, CROISES ETC COTON BLANCHIS						
	QTY. METRIC (KG) QUANT. METRIQUE (KG)	16,405	42,160	90,900	87,841	74	
	QTY. IMPERIAL (LB) QUANT. IMPERIALE (LIV)	36,167	92,547	200,402	193,658	74	
	VALUE (\$000) VALEUR (\$000)	96	217	528	467	69	PERU PEROU 30
37318	DRILL TWILL WARP SATEEN COT COLORED COUTILS, CROISES ETC COTON, COLORES						
	QTY. METRIC (KG) QUANT. METRIQUE (KG)	768,212	671,070	568,806	1,036,906	10	
	QTY. IMPERIAL (LB) QUANT. IMPERIALE (LIV)	1,693,626	1,479,464	1,254,009	2,285,998	10	
	VALUE (\$000) VALEUR (\$000)	5,697	4,596	4,302	7,981	12	HONG KONG HONG-KONG 47
37318-25	TWILL, COTTON, COLOURED, WOVEN, BROAD CROISE DE COTON TEINT, GRANDE LARGEUR						
	QTY. METRIC (KG) QUANT. METRIQUE (KG)	487,415	409,074	335,786	747,667	15	
	QTY. IMPERIAL (LB) QUANT. IMPERIALE (LIV)	1,074,572	901,858	740,285	1,648,332	15	
	VALUE (\$000) VALEUR (\$000)	3,355	2,512	2,280	5,351	17	HONG KONG HONG-KONG 60
37322	CHEESE BANDAGE TOBACCO CLOTH COTTON ETAMINE TOILE A PANSEMENT ETC COTON						
	QTY. METRIC (KG) QUANT. METRIQUE (KG)	1,251,466	1,357,203	1,314,598	1,400,577	4	
	QTY. IMPERIAL (LB) QUANT. IMPERIALE (LIV)	2,759,024	2,992,137	2,898,208	3,087,759	4	
	VALUE (\$000) VALEUR (\$000)	9,181	10,210	10,468	10,889	6	UNITED STATES ETATS-UNIS 90
37322-50	TOBACCO CLOTH, COTTON, WOVEN, BROAD SINGALETTE EN COTDN, GRANDE LARGEUR						
	QTY. METRIC (KG) QUANT. METRIQUE (KG)	759,004	855,274	665,997	601,790	-7	

SEE EXPLANATORY NOTES / VOIR NOTES EXPLICATIVES

## IMPORT DATA TRENDS - TENDANCES DES DONNEES SUR L'IMPORTATION

## SECTION 2 - FABRICATED MATERIALS, INEDIBLE

## SECTION 2 - MATIERES TRAVAILLEES, NON COMESTIBLES

CODE	COMMODITY MARCHANDISE	1982	1983	1984	AVE. ANNUAL GROWTH RATE (%) 1982-1985 TAUX DE CROISSANCE ANNUEL MOYEN		MAJOR COUNTRY OF EXPORT - SHARE OF IMPORT MARKET (%) 1985 PAYS EXPORTATEUR PRINCIPAL - PART DU MARCHE DES IMPORTATIONS	
					1985	1985		
37322-50	TOBACCO CLOTH, COTTON, WOVEN, BROAD SINGALETTE EN COTON, GRANDE LARGEUR			(CONT-D) (SUITE)				
	QTY. IMPERIAL (LB) QUANT. IMPERIALE (LIV)	1,673,327	1,885,566	1,468,280	1,326,727	-7		
	VALUE (\$000) VALEUR (\$000)	4,964	5,777	4,631	4,382	-4	UNITED STATES ETATS-UNIS	96
37333	BRDADCLOTH & LT WT POPLIN COT UNBL DRAPS, POPELINE LEGERE COTON, ECRUS							
	QTY. METRIC (KG) QUANT. METRIQUE (KG)	50,772	66,363	128,121	28,471	-17		
	QTY. IMPERIAL (LB) QUANT. IMPERIALE (LIV)	111,933	146,307	282,460	62,769	-17		
	VALUE (\$000) VALEUR (\$000)	237	231	449	153	-14	PEOPLE R CHINA REP. POP. CHINE	97
37335	BROADCLOTH & LIGHT WT POPLIN COT BL DRAPS POPELINE LEGERE COTON BLANCHI							
	QTY. METRIC (KG) QUANT. METRIQUE (KG)	83,789	50,690	80,150	51,103	-15		
	QTY. IMPERIAL (LB) QUANT. IMPERIALE (LIV)	184,723	111,754	176,701	112,663	-15		
	VALUE (\$000) VALEUR (\$000)	606	474	642	452	-9	ROMANIA ROUMANIE	25
37338	BROADCLOTH & LT WT POPLIN COT COLOR DRAPS POPELINE LEGERE COTON COLORES							
	QTY. METRIC (KG) QUANT. METRIQUE (KG)	548,662	260,275	639,541	592,256	3		
	QTY. IMPERIAL (LB) QUANT. IMPERIALE (LIV)	1,209,600	573,811	1,409,954	1,305,707	3		
	VALUE (\$000) VALEUR (\$000)	5,753	4,597	7,787	9,051	16	UNITED STATES ETATS-UNIS	37
37338-30	BROADCLOTH COTTON, COLOURED, WOVEN, BROAD DRAP DE COTON TEINT, GRANDE LARGEUR							
	QTY. METRIC (KG) QUANT. METRIQUE (KG)	456,518	169,392	473,464	473,029	1		
	QTY. IMPERIAL (LB) QUANT. IMPERIALE (LIV)	1,006,456	373,447	1,043,815	1,042,855	1		
	VALUE (\$000) VALEUR (\$000)	4,729	3,182	6,070	7,162	15	UNITED STATES ETATS-UNIS	39
37343	PRINT CLDTH & SHEETING COTTON UNBL. TISSUS IMPRIMES A DRAP COTON, ECRUS							
	QTY. METRIC (KG) QUANT. METRIQUE (KG)	839,290	1,510,424	1,222,714	2,343,434	40		
	QTY. IMPERIAL (LB) QUANT. IMPERIALE (LIV)	1,850,328	3,329,933	2,695,637	5,166,415	40		
	VALUE (\$000) VALEUR (\$000)	3,259	5,245	5,382	9,914	44	PEOPLE R CHINA REP. POP. CHINE	54
37343-81	SHEETING, COARSE, COTTON, UNBLEACHED WOV BRD TOILE FORTE POUR LITERIE, COTON ECRU, GRANDE LARGEUR							
	QTY. METRIC (KG) QUANT. METRIQUE (KG)	689,068	1,271,016	1,155,391	1,855,340	39		
	QTY. IMPERIAL (LB) QUANT. IMPERIALE (LIV)	1,519,142	2,802,125	2,547,214	4,090,345	39		

## IMPORT DATA TRENDS - TENDANCES DES DONNEES SUR L'IMPORTATION

## SECTION 2 - FABRICATED MATERIALS, INEDIBLE

## SECTION 2 - MATIERES TRAVAILLEES, NON COMESTIBLES

CODE	COMMODITY MARCHANDISE	1982	1983	1984	AVE. ANNUAL GROWTH RATE (%) 1982-1985 TAUX DE CROISSANCE 1985 ANNUEL MOYEN		MAJOR COUNTRY OF EXPORT - SHARE OF IMPORT MARKET (%) 1985 PAYS EXPORTATEUR PRINCIPAL - PART DU MARCHE DES IMPORTATIONS	
37343-81	SHEETING, COARSE, COTTON, UNBLEACHED WDV BRD TOILE FORTE POUR LITERIE, COTON ECRU, GRANDE LARGEUR			(CONT-D) (SUITE)				
	VALUE (\$000) VALEUR (\$000)	2,575	4,253	5,019	7,800	44	PEOPLE R CHINA REP. POP. CHINE	54
37345	PRINT CLOTH & SHEETING COT BLEACHED TISSUS IMPRIMES A DRAP COTON, BLANC							
	QTY. METRIC (KG) QUANT. METRIQUE (KG)	196,402	115,012	226,521	346,585	21		
	QTY. IMPERIAL (LB) QUANT. IMPERIALE (LIV)	432,994	253,560	499,395	764,094	21		
	VALUE (\$000) VALEUR (\$000)	1,069	633	1,354	2,120	25	PEOPLE R CHINA REP. POP. CHINE	38
37348	PRINT CLOTH & SHEETING COT COLORED TISSUS IMPR. A DRAP, COTON, COLORES							
	QTY. METRIC (KG) QUANT. METRIQUE (KG)	669,058	1,355,776	1,728,984	2,278,887	50		
	QTY. IMPERIAL (LB) QUANT. IMPERIALE (LIV)	1,475,028	2,988,989	3,811,777	5,024,112	50		
	VALUE (\$000) VALEUR (\$000)	5,388	10,060	13,824	18,567	50	UNITED STATES ETATS-UNIS	26
37348-19	PRINTCLOTH, COTTON, COL. WOVEN BROAD NES COTON POUR IMPRESSION, TEINT, GRANDE LGE NOA							
	QTY. METRIC (KG) QUANT. METRIQUE (KG)	323,048	536,199	683,543	1,067,153	48		
	QTY. IMPERIAL (LB) QUANT. IMPERIALE (LIV)	712,202	1,182,123	1,506,962	2,352,682	48		
	VALUE (\$000) VALEUR (\$000)	2,835	5,060	6,722	9,954	51	UNITED STATES ETATS-UNIS	35
37348-81	SHEETING, COARSE, COTTON, COL. WOVEN BROAD TOILE FORTE POUR LITERIE, COTON TEINT, GRANDE LARGEUR							
	QTY. METRIC (KG) QUANT. METRIQUE (KG)	134,308	403,092	527,439	772,501	78		
	QTY. IMPERIAL (LB) QUANT. IMPERIALE (LIV)	296,101	888,671	1,162,810	1,703,083	78		
	VALUE (\$000) VALEUR (\$000)	871	2,055	3,353	4,884	77	HONG KONG HONG-KONG	40
37354	FLANNEL NAPPED FABRIC COT UNBL & BL FLANELLES DE COTON, ECRUS, BLANCHIS							
	QTY. METRIC (KG) QUANT. METRIQUE (KG)	436,161	448,852	431,905	525,638	6		
	QTY. IMPERIAL (LB) QUANT. IMPERIALE (LIV)	961,576	989,554	952,192	1,158,839	6		
	VALUE (\$000) VALEUR (\$000)	2,241	1,934	1,929	2,605	5	PEOPLE R CHINA REP. POP. CHINE	44
37358	FLANNEL NAPPED FABRIC COTTON COLORD FLANELLES TISSU LAINE COTON COLORES							
	QTY. METRIC (KG) QUANT. METRIQUE (KG)	1,157,818	1,601,926	1,622,940	1,591,530	11		
	QTY. IMPERIAL (LB) QUANT. IMPERIALE (LIV)	2,552,564	3,531,660	3,577,988	3,508,741	11		
	VALUE (\$000) VALEUR (\$000)	7,156	8,612	8,880	9,306	9	PEOPLE R CHINA REP. PDP. CHINE	42

SEE EXPLANATORY NOTES / VOIR NOTES EXPLICATIVES



## IMPORT DATA TRENDS - TENDANCES DES DONNEES SUR L'IMPORTATION

## SECTION 2 - FABRICATED MATERIALS, INEDIBLE

## SECTION 2 - MATIERES TRAVAILLEES, NON COMESTIBLES

CODE	COMMOITY MARCHANDISE	1982	1983	1984	1985	AVE. ANNUAL GROWTH RATE (%) 1982-1985 TAUX DE CROISSANCE ANNUEL MOYEN	MAJOR COUNTRY OF EXPORT - SHARE OF IMPORT MARKET (%) 1985 PAYS EXPDRTATEUR PRINCIPAL - PART DU MARCHE DES IMPORTATIONS	
37358-19	FLANNELETTE, COTTON, COLOURED, WOV BRD NES FLANELLETTE DE COTON, TEINTE, GRANDE LGE NOA							
	QTY. METRIC (KG)	1,102,620	1,326,992	1,529,530	1,451,415	10		
	QUANT. METRIQUE (KG)							
	QTY. IMPERIAL (LB)	2,430,873	2,925,531	3,372,053	3,199,839	10		
	QUANT. IMPERIALE (LIV)							
	VALUE (\$000)	6,753	6,901	8,256	8,357	7	PEOPLE R CHINA	45
	VALEUR (\$000)						REP. POP. CHINE	
37362	DENIMS, COTTON SERGES DE NIMES DE COTON							
	QTY. METRIC (KG)	2,912,937	3,781,920	2,900,147	6,111,555	28		
	QUANT. METRIQUE (KG)							
	QTY. IMPERIAL (LB)	6,421,960	8,337,750	6,393,763	13,473,743	28		
	QUANT. IMPERIALE (LIV)							
	VALUE (\$000)	15,910	20,310	15,879	31,077	25	UNITED STATES	38
	VALEUR (\$000)						ETATS-UNIS	
37362-21	DENIM, YARN DYED, COTTON, UP TO 10 OZ WOV BRD SERGE DE NIMES, TISSEE-TEINTE, JUSQU'A 10 ON COT GDE LGE							
	QTY. METRIC (KG)	585,385	595,622	321,342	573,097	-1		
	QUANT. METRIQUE (KG)							
	QTY. IMPERIAL (LB)	1,290,560	1,313,128	708,442	1,263,469	-1		
	QUANT. IMPERIALE (LIV)							
	VALUE (\$000)	3,739	3,492	1,999	3,284	-4	UNITED STATES	51
	VALEUR (\$000)						ETATS-UNIS	
37362-23	DENIM, YARN DYED, COT, OV 10 TO 12 OZ WOV BRD SERGE DE NIMES, TIS-TEINTE, ENTRE 10 ET 12 ON COT GDE LGE							
	QTY. METRIC (KG)	915,649	1,195,037	741,928	1,356,979	14		
	QUANT. METRIQUE (KG)							
	QTY. IMPERIAL (LB)	2,018,670	2,634,620	1,635,680	2,991,642	14		
	QUANT. IMPERIALE (LIV)							
	VALUE (\$000)	4,981	6,470	4,325	7,170	13	SPAIN	38
	VALEUR (\$000)						ESPAGNE	
37362-25	DENIM, YARN DYED, COT, OV 12 OZ WOV BRD SERGE DE NIMES, TISSEE-TEINTE, PLUS DE 12 ON COT GDE LGE							
	QTY. METRIC (KG)	1,380,738	1,983,704	1,821,601	4,181,401	44		
	QUANT. METRIQUE (KG)							
	QTY. IMPERIAL (LB)	3,044,023	4,373,342	4,015,963	9,218,460	44		
	QUANT. IMPERIALE (LIV)							
	VALUE (\$000)	6,997	10,300	9,514	20,622	43	UNITED STATES	40
	VALEUR (\$000)						ETATS-UNIS	
37366	GINGHAMS, COTTON GUINGAN DE COTON							
	QTY. METRIC (KG)	13,313	30,718	136,906	33,421	35		
	QUANT. METRIQUE (KG)							
	QTY. IMPERIAL (LB)	29,350	67,721	301,828	73,681	35		
	QUANT. IMPERIALE (LIV)							
	VALUE (\$000)	158	372	1,222	340	29	GUATEMALA	50
	VALEUR (\$000)						GUATEMALA	
37372	TOWELLING, COTTON, EXC. TERRY CLOTH TISSUS A TQUAILLES EN COTON							
	QTY. METRIC (KG)	298,044	177,810	248,062	216,814	-10		
	QUANT. METRIQUE (KG)							
	QTY. IMPERIAL (LB)	657,077	392,005	546,887	477,996	-10		
	QUANT. IMPERIALE (LIV)							

SEE EXPLANATORY NOTES / VOIR NOTES EXPLICATIVES

## IMPORT DATA TRENDS - TENDANCES DES DONNEES SUR L'IMPORTATION

## SECTION 2 - FABRICATED MATERIALS, INEDIBLE

## SECTION 2 - MATIERES TRAVAILLEES, NON COMESTIBLES

CODE	COMMODITY MARCHANDISE	1982	1983	1984	AVE. ANNUAL GROWTH RATE (%) 1982-1985 TAUX DE CROISSANCE 1985 ANNUEL MOYEN		MAJOR COUNTRY OF EXPORT - SHARE OF IMPORT MARKET (%) 1985 PAYS EXPORTATEUR PRINCIPAL - PART DU MARCHE DES IMPORTATIONS	
					1985	ANNUEL MOYEN		
37372	TOWELLING, COTTON, EXC. TERRY CLOTH TISSUS A TOUAILLES EN COTON			(CONT-D) (SUITE)				
	VALUE (\$000) VALEUR (\$000)	1,271	716	1,112	904	-11	BRAZIL BRESIL	42
37381	CORDUROYS, COTTON, UNBLEACHED, BL. VELOURS COTELE EN COTON, ECRU BLANC							
	QTY. METRIC (KG) QUANT. METRIQUE (KG)	783,793	803,530	141,604	420,503	-18		
	QTY. IMPERIAL (LB) QUANT. IMPERIALE (LIV)	1,683,884	1,330,563	312,184	327,055	-18		
	VALUE (\$000) VALEUR (\$000)	4,065	3,278	1,099	2,256	-18	HONG KONG HONG-KONG	49
37382	CORDUROYS, COTTON, COLOURED VELDURS COTELE EN COTON, COLORE							
	QTY. METRIC (KG) QUANT. METRIQUE (KG)	776,548	1,016,142	1,069,153	1,597,874	27		
	QTY. IMPERIAL (LB) QUANT. IMPERIALE (LIV)	1,712,005	2,240,222	2,357,091	3,522,727	27		
	VALUE (\$000) VALEUR (\$000)	5,553	6,069	6,697	10,381	23	HONG KONG HONG-KONG	67
37386	TERRY CLOTH, COTTON TISSUS-EPONGE EN COTON							
	QTY. METRIC (KG) QUANT. METRIQUE (KG)	93,148	131,070	198,584	305,338	48		
	QTY. IMPERIAL (LB) QUANT. IMPERIALE (LIV)	205,357	288,962	437,806	673,159	48		
	VALUE (\$000) VALEUR (\$000)	520	743	1,216	1,763	50	BRAZIL BRESIL	36
37389	PILE FABRICS BROAD WOVEN COTTON NES TISSUS LARGES, PELUCHE DE COTON NDA							
	QTY. METRIC (KG) QUANT. METRIQUE (KG)	358,843	372,706	261,986	307,934	-5		
	QTY. IMPERIAL (LB) QUANT. IMPERIALE (LIV)	791,117	821,680	577,583	678,882	-5		
	VALUE (\$000) VALEUR (\$000)	3,537	3,729	2,714	2,802	-7	UNITED STATES ETATS-UNIS	38
37393	BROAD WOVEN FABRICS COTTON UNBL NES TISSUS LARGES, COTON, ECRUS N D A							
	QTY. METRIC (KG) QUANT. METRIQUE (KG)	888,128	1,055,983	2,859,372	3,020,065	50		
	QTY. IMPERIAL (LB) QUANT. IMPERIALE (LIV)	1,957,937	2,328,056	6,303,869	6,658,139	50		
	VALUE (\$000) VALEUR (\$000)	3,870	4,960	12,659	13,881	52	PEOPLE R CHINA REP. POP. CHINE	28
37393-79	BROAD WOVEN FAB. COT. UNBL, NES, NON- APPAREL TISSU GDE LGE, COTON, ECRU, NDA, SAUF PR VETEMENT							
	QTY. METRIC (KG) QUANT. METRIQUE (KG)	353,426	381,317	1,069,649	706,155	26		
	QTY. IMPERIAL (LB) QUANT. IMPERIALE (LIV)	779,174	840,665	2,358,185	1,555,813	26		

## IMPORT DATA TRENDS - TENDANCES DES DONNEES SUR L'IMPORTATION

## SECTION 2 - FABRICATED MATERIALS, INEODIBLE

## SECTION 2 - MATIERES TRAVAILLEES, NON COMESTIBLES

CODE	COMMODITY MARCHANDISE	1982	1983	1984	AVE. ANNUAL GROWTH RATE (%) 1982-1985 TAUX DE CROISSANCE ANNUEL MOYEN		MAJOR COUNTRY OF EXPORT - SHARE OF IMPORT MARKET (%) 1985 PAYS EXPORTATEUR PRINCIPAL - PART DU MARCHE DES IMPORTATIONS	
					1985	ANNUEL MOYEN		
37393-79	BROAD WOVEN FAB. COT. UNBL. NES. NON- APPAREL TISSU GOE LGE, COTON, ECRU. NOA, SAUF PR VETEMENT			(CONT-0) (SUITE)				
	VALUE (\$000) VALEUR (\$000)	1,503	1,841	4,775	3,543	33	UNITED STATES ETATS-UNIS	38
37395	BROAD WOVEN FABRICS COTTON BL N E S TISSUS LARGES, COTON, BLANCHIS NOA							
	QTY. METRIC (KG) QUANT. METRIQUE (KG)	604,768	642,536	691,180	585,835	-1		
	QTY. IMPERIAL (LB) QUANT. IMPERIALE (LIV)	1,333,293	1,416,557	1,523,799	1,291,551	-1		
	VALUE (\$000) VALEUR (\$000)	3,878	4,078	4,594	4,306	4	UNITED STATES ETATS-UNIS	32
37398	BROAD WOVEN FABRICS COT COLORED NES TISSUS LARGES, COTON, COLORES N O A							
	QTY. METRIC (KG) QUANT. METRIQUE (KG)	2,902,333	4,165,700	5,125,894	6,875,645	33		
	QTY. IMPERIAL (LB) QUANT. IMPERIALE (LIV)	6,398,583	9,183,844	11,300,722	15,158,281	33		
	VALUE (\$000) VALEUR (\$000)	31,469	41,481	53,287	71,965	31	UNITED STATES ETATS-UNIS	36
37398-64	ORAPERY FABRIC, COT, COLOURED, WOVEN BROAD TISSU POUR TENTURE, COTON, TEINT, GOE LARGEUR							
	QTY. METRIC (KG) QUANT. METRIQUE (KG)	254,816	348,314	398,513	350,151	11		
	QTY. IMPERIAL (LB) QUANT. IMPERIALE (LIV)	561,775	767,906	878,575	771,955	11		
	VALUE (\$000) VALEUR (\$000)	3,897	5,119	6,084	5,338	11	UNITED STATES ETATS-UNIS	74
37398-77	UPHOLSTERY FABRIC, COTTON, COL. WOV, BRO TISSU D'AMEUBLEMENT, COTON TEINT, GRANDE LARGEUR							
	QTY. METRIC (KG) QUANT. METRIQUE (KG)	307,375	304,725	338,416	472,336	15		
	QTY. IMPERIAL (LB) QUANT. IMPERIALE (LIV)	677,650	671,808	746,084	1,041,329	15		
	VALUE (\$000) VALEUR (\$000)	4,035	4,287	5,043	7,511	23	UNITED STATES ETATS-UNIS	74
37398-79	BROAD WOVEN FAB. COT COL NES, NON-APPAREL TISSU GOE LARGEUR, COTON TEINT, NOA, SAUF PR VETEMENTS							
	QTY. METRIC (KG) QUANT. METRIQUE (KG)	306,989	441,784	512,876	534,701	20		
	QTY. IMPERIAL (LB) QUANT. IMPERIALE (LIV)	676,799	973,971	1,130,703	1,178,820	20		
	VALUE (\$000) VALEUR (\$000)	3,172	3,759	4,583	5,330	19	UNITED STATES ETATS-UNIS	46
37404	JUTE BROAD WOVEN FAB. UP TO 50 IN. TISSUS DE JUTE LARGES 50 PO & MOINS							
	QTY. METRIC (KG) QUANT. METRIQUE (KG)	7,576,234	7,567,699	6,899,129	4,662,401	-15		
	QTY. IMPERIAL (LB) QUANT. IMPERIALE (LIV)	16,702,824	16,684,008	15,210,055	10,278,889	-15		
	VALUE (\$000) VALEUR (\$000)	6,715	7,127	8,534	6,432	-1	BANGLADESH BANGLADESH	54

## IMPORT DATA TRENDS - TENDANCES DES DONNÉES SUR L'IMPORTATION

## SECTION 2 - FABRICATED MATERIALS, INEDIBLE

## SECTION 2 - MATIÈRES TRAVAILLÉES, NON COMESTIBLES

CODE	COMMODITY MARCHANDISE	1982	1983	1984	1985	AVE. ANNUAL GROWTH RATE (%) 1982-1985	MAJOR COUNTRY OF EXPORT - SHARE OF IMPORT MARKET (%) 1985
						TAUX DE CROISSANCE ANNUEL MOYEN	PAYS EXPORTATEUR PRINCIPAL - PART DU MARCHÉ DES IMPORTATIONS
<b>37408</b>	JUTE BROAD WOV. FAB. DV. 50 TO 100 TISSUS DE JUTE, LARGES, PLUS 50-100						
	QTY. METRIC (KG) QUANT. METRIQUE (KG)	597,393	817,377	659,387	640,046	2	
	QTY. IMPERIAL (LB) QUANT. IMPERIALE (LIV)	1,317,032	1,802,018	1,453,706	1,411,068	2	
	VALUE (\$000) VALEUR (\$000)	647	858	897	923	13	INDIA INDE 54
<b>37412</b>	JUTE BROAD WOVEN FAB. OVER 100 IN. TISSUS DE JUTE LARGE PLUS DE 100 PO						
	QTY. METRIC (KG) QUANT. METRIQUE (KG)	4,023,932	7,230,204	5,410,343	3,497,282	-4	
	QTY. IMPERIAL (LB) QUANT. IMPERIALE (LIV)	8,871,297	15,939,954	11,927,826	7,710,228	-4	
	VALUE (\$000) VALEUR (\$000)	3,618	6,836	5,769	4,068	4	BANGLADESH BANGLADESH 82
<b>37440</b>	LINEN BROAD WOVEN FABRICS TISSUS LARGES, LIN						
	QTY. METRIC (KG) QUANT. METRIQUE (KG)	145,201	107,718	244,859	150,175	1	
	QTY. IMPERIAL (LB) QUANT. IMPERIALE (LIV)	320,114	237,479	539,825	331,081	1	
	VALUE (\$000) VALEUR (\$000)	1,118	962	2,193	1,584	12	ITALY ITALIE 37
<b>37449</b>	BROAD WOVEN FAB. OF 1 VEG FIBRE NES TISSUS LARGES, 1 FIBRE VEGETALE NOA						
	QTY. METRIC (KG) QUANT. METRIQUE (KG)	55,196	54,234	43,376	39,283	-11	
	QTY. IMPERIAL (LB) QUANT. IMPERIALE (LIV)	121,686	119,567	95,629	86,605	-11	
	VALUE (\$000) VALEUR (\$000)	211	296	248	275	9	UNITED STATES ETATS-UNIS 47
<b>37509</b>	PILE FABRICS BROAD WOV. 1 M-M FIBRE TISSUS LARGES, PELUCHE MONOFILÉ SYN						
	QTY. METRIC (KG) QUANT. METRIQUE (KG)	549,665	1,094,312	1,666,030	1,560,771	41	
	QTY. IMPERIAL (LB) QUANT. IMPERIALE (LIV)	1,211,811	2,412,558	3,672,987	3,440,930	41	
	VALUE (\$000) VALEUR (\$000)	6,596	12,312	16,173	15,799	33	UNITED STATES ETATS-UNIS 57
<b>37509-40</b>	PILE FABRIC, ACRYLIC 95% & OVER WOV BRO TISSU PELUCHEUX, 95% OU PLUS DE FIBRES ACRY, GOE LGE						
	QTY. METRIC (KG) QUANT. METRIQUE (KG)	280,936	654,723	934,217	988,911	51	
	QTY. IMPERIAL (LB) QUANT. IMPERIALE (LIV)	619,361	1,443,425	2,059,607	2,180,188	51	
	VALUE (\$000) VALEUR (\$000)	3,611	7,627	8,554	9,186	36	BELGIUM-LUXEMB BELGIQUE-LUX. 37

## IMPORT DATA TRENDS - TENDANCES DES DONNEES SUR L'IMPORTATION

## SECTION 2 - FABRICATED MATERIALS, INEDIBLE

## SECTION 2 - MATIERES TRAVAILLEES, NON COMESTIBLES

CODE	COMMODITY MARCHANDISE	1982	1983	1984	AVE. ANNUAL GROWTH RATE (%) 1982-1985 TAUX DE CROISSANCE 1985 ANNUEL MOYEN		MAJOR COUNTRY OF EXPORT - SHARE OF IMPORT MARKET (%) 1985 PAYS EXPORTATEUR PRINCIPAL - PART DU MARCHE DES IMPORTATIONS	
					1985	ANNUEL MOYEN		
<b>37519</b>	<b>RAYON BROAD WOVEN FABRICS TISSUS LARGES, RAYONNE, VISCOSE</b>							
	QTY. METRIC (KG) QUANT. METRIQUE (KG)	752,664	675,531	992,923	1,357,088	21		
	QTY. IMPERIAL (LB) QUANT. IMPERIALE (LIV)	1,659,349	1,489,299	2,189,031	2,991,883	21		
	VALUE (\$000) VALEUR (\$000)	10,772	9,929	14,042	23,137	29	UNITED STATES ETATS-UNIS	43
<b>37519-29</b>	<b>RAYON FABRIC, 95% &amp; OVER, WOVEN, BROAD NES TISSU A 95% ET PLUS DE RAYONNE, GRANDE LARGEUR, NDA</b>							
	QTY. METRIC (KG) QUANT. METRIQUE (KG)	256,894	190,308	339,651	587,989	31		
	QTY. IMPERIAL (LB) QUANT. IMPERIALE (LIV)	566,357	419,559	748,807	1,296,300	31		
	VALUE (\$000) VALEUR (\$000)	4,300	3,433	4,919	9,519	30	GERMANY WEST ALLEMAGNE, D.	29
<b>37519-49</b>	<b>ACETATE FABRIC 95% &amp; OVER WOVEN BROAD NES TISSU A 95% ET PLUS D'ACETATE, GRANDE LARGEUR, NDA</b>							
	QTY. METRIC (KG) QUANT. METRIQUE (KG)	272,734	256,215	330,454	362,093	10		
	QTY. IMPERIAL (LB) QUANT. IMPERIALE (LIV)	601,278	564,861	728,531	798,283	10		
	VALUE (\$000) VALEUR (\$000)	3,530	3,541	4,498	6,132	20	UNITED STATES ETATS-UNIS	72
<b>37539</b>	<b>NYLON BROAD WOVEN FABRICS TISSUS LARGES, NYLON</b>							
	QTY. METRIC (KG) QUANT. METRIQUE (KG)	909,141	1,368,566	1,178,435	1,031,799	4		
	QTY. IMPERIAL (LB) QUANT. IMPERIALE (LIV)	2,004,324	3,017,188	2,598,017	2,274,740	4		
	VALUE (\$000) VALEUR (\$000)	12,176	16,499	14,476	13,275	3	UNITED STATES ETATS-UNIS	46
<b>37539-25</b>	<b>NYLON FILAMENT FABRIC, 95% &amp; OVER, WOV BRD TISSU A 95% ET PLUS DE FILAMENT DE NYLON, GRANDE LARGEUR</b>							
	QTY. METRIC (KG) QUANT. METRIQUE (KG)	386,276	988,733	1,012,187	909,616	33		
	QTY. IMPERIAL (LB) QUANT. IMPERIALE (LIV)	851,597	2,179,795	2,231,501	2,005,371	33		
	VALUE (\$000) VALEUR (\$000)	5,418	11,948	12,599	11,633	29	UNITED STATES ETATS-UNIS	45
<b>37545</b>	<b>POLYESTER BROAD WOVEN FABRICS TISSUS LARGES, POLYESTER</b>							
	QTY. METRIC (KG) QUANT. METRIQUE (KG)	5,593,340	6,777,334	7,229,712	7,886,859	12		
	QTY. IMPERIAL (LB) QUANT. IMPERIALE (LIV)	12,331,269	14,941,541	15,938,871	17,387,639	12		
	VALUE (\$000) VALEUR (\$000)	93,300	106,697	110,958	114,479	7	UNITED STATES ETATS-UNIS	36
<b>37545-25</b>	<b>POLYESTER FILAMENT FABRIC, 95% &amp; OVER WOV BRD TISSU DE FILAMENTS DE POLYESTER A 95% ET PLUS GDE LGE</b>							
	QTY. METRIC (KG) QUANT. METRIQUE (KG)	3,796,410	6,502,226	7,111,119	7,746,400	27		
	QTY. IMPERIAL (LB) QUANT. IMPERIALE (LIV)	8,369,696	14,335,030	15,677,416	17,077,978	27		

## IMPORT DATA TRENDS - TENDANCES DES DONNEES SUR L'IMPORTATION

## SECTION 2 - FABRICATED MATERIALS, INEDIBLE

## SECTION 2 - MATIERES TRAVAILLEES, NON COMESTIBLES

CODE	COMMODITY MARCHANDISE	1982	1983	1984	AVE. ANNUAL GROWTH RATE (%) 1982-1985 TAUX DE CROISSANCE 1985 ANNUEL MOYEN		MAJOR COUNTRY OF EXPORT - SHARE OF IMPORT MARKET (%) 1985 PAYS EXPORTATEUR PRINCIPAL - PART DU MARCHE DES IMPORTATIONS	
37545-25	POLYESTER FILAMENT FABRIC, 95% & OVER WOV BRO TISSU DE FILAMENTS DE POLYESTER A 95% ET PLUS GDE LGE			(CONT-D) (SUITE)				
	VALUE (\$000) VALEUR (\$000)	65,240	103,131	109,343	112,595	20	UNITED STATES ETATS-UNIS	36
37551	ACRYLIC BROAD WOVEN FABRICS TISSUS LARGES, FIBRES ACRYLIQUES							
	QTY. METRIC (KG) QUANT. METRIQUE (KG)	153,490	191,664	365,433	670,223	63		
	QTY. IMPERIAL (LB) QUANT. IMPERIALE (LIV)	338,389	422,549	805,645	1,477,596	63		
	VALUE (\$000) VALEUR (\$000)	2,144	2,648	4,613	7,139	49	KOREA, SOUTH COREE DU SUD	42
37551-20	ACRYLIC FABRIC 95% & DVER WOVEN BROAD TISSU DE FIBRES ACRYLIQUES A 95% DU PLUS, GRANDE LARGEUR							
	QTY. METRIC (KG) QUANT. METRIQUE (KG)	148,924	188,871	357,884	668,478	64		
	QTY. IMPERIAL (LB) QUANT. IMPERIALE (LIV)	328,324	416,392	789,003	1,473,749	64		
	VALUE (\$000) VALEUR (\$000)	2,097	2,612	4,502	7,107	50	KOREA, SOUTH COREE DU SUD	42
37599	BROAD WOV FAB. ONE MAN-MD FIBRE NES TISSUS LARGES, 1 FIBRE ARTIFIC. NDA							
	QTY. METRIC (KG) QUANT. METRIQUE (KG)	594,421	379,010	627,234	750,800	8		
	QTY. IMPERIAL (LB) QUANT. IMPERIALE (LIV)	1,310,480	835,579	1,382,821	1,655,239	8		
	VALUE (\$000) VALEUR (\$000)	5,300	4,590	6,991	7,942	14	UNITED STATES ETATS-UNIS	56
37703	WOOLLEN FAB. WODL MIX 12 OZ. & OVER TISSUS DE LAINE, 12 ONCES DU PLUS							
	QTY. METRIC (KG) QUANT. METRIQUE (KG)	431,198	598,245	1,031,531	1,585,107	54		
	QTY. IMPERIAL (LB) QUANT. IMPERIALE (LIV)	950,633	1,318,912	2,274,148	3,494,581	54		
	VALUE (\$000) VALEUR (\$000)	5,082	6,085	10,057	15,304	44	ITALY ITALIE	82
37706	WOOLLEN FAB WOOL MIX UND 12 OV 9 OZ TISSUS DE LAINE MOINS 12 PLUS 9 DN.							
	QTY. METRIC (KG) QUANT. METRIQUE (KG)	318,332	348,137	307,373	392,645	7		
	QTY. IMPERIAL (LB) QUANT. IMPERIALE (LIV)	701,805	767,514	677,644	865,638	7		
	VALUE (\$000) VALEUR (\$000)	3,373	4,152	4,104	5,161	15	ITALY ITALIE	61
37708	WOOLLEN FAB. WODL MIX 9 OZ. & LESS TISSUS DE LAINE, 9 ONCES OU MOINS							
	QTY. METRIC (KG) QUANT. METRIQUE (KG)	1,798,840	2,365,152	2,947,171	3,131,638	20		
	QTY. IMPERIAL (LB) QUANT. IMPERIALE (LIV)	3,965,784	5,214,295	6,497,434	6,904,116	20		

## IMPORT DATA TRENDS - TENDANCES DES DONNEES SUR L'IMPORTATION

## SECTION 2 - FABRICATED MATERIALS, INEDIBLE

## SECTION 2 - MATIERES TRAVAILLEES, NON COMESTIBLES

CODE	COMMODITY MARCHANDISE	1982	1983	1984	AVE. ANNUAL GROWTH RATE (%) 1982-1985 TAUX DE CROISSANCE ANNUEL MOYEN		MAJOR COUNTRY OF EXPORT - SHARE OF IMPORT MARKET (%) 1985 PAYS EXPORTATEUR PRINCIPAL - PART DU MARCHE DES IMPORTATIONS		
					1985	ANNUEL MOYEN			
37708	WOOLLEN FAB. WOOL MIX 9 OZ. & LESS TISSUS DE LAINE, 9 ONCES DU MOINS			(CONT-D) (SUITE)					
	VALUE (\$000) VALEUR (\$000)	21,644	24,432	35,309	38,457	21	ITALY ITALIE	75	
37739	BROAD WOVEN FAB. WOOL MIXTURES NES TISSUS LARGES MELANGES DE LAINE NDA								
	QTY. METRIC (KG) QUANT. METRIQUE (KG)	325,163	459,479	686,366	570,603	20			
	QTY. IMPERIAL (LB) QUANT. IMPERIALE (LIV)	716,865	1,012,983	1,513,187	1,257,971	20			
	VALUE (\$000) VALEUR (\$000)	5,083	7,771	12,459	10,299	26	CZECHOSLOVAKIA TCHECOSLOVAQUIE	25	
37743	BROAD WOVEN FABRICS, HAIR MIXTURES TISSUS LARGES, MELANGES DE POIL								
	QTY. METRIC (KG) QUANT. METRIQUE (KG)	61,281	16,108	24,137	57,043	-2			
	QTY. IMPERIAL (LB) QUANT. IMPERIALE (LIV)	135,102	35,512	53,213	125,759	-2			
	VALUE (\$000) VALEUR (\$000)	676	197	306	659	-1	ITALY ITALIE	63	
37759	PILE FABRICS BROAD WOV. M-M MIXTURE TISSUS LARGES PELUCHE MELANGES SYNT								
	QTY. METRIC (KG) QUANT. METRIQUE (KG)	3,004,823	3,081,332	1,889,849	2,042,985	-12			
	QTY. IMPERIAL (LB) QUANT. IMPERIALE (LIV)	6,624,535	6,793,209	4,166,426	4,504,034	-12			
	VALUE (\$000) VALEUR (\$000)	25,974	24,532	17,698	19,811	-9	UNITED STATES ETATS-UNIS	44	
37759-40	CORDUROY FAB. POLY/COTTON, COLOURED WOV BROAD VELOURS COTELE, POLY/COT, TEINT, GRANDE LARGEUR								
	QTY. METRIC (KG) QUANT. METRIQUE (KG)	719,861	676,368	681,006	698,581	-1			
	QTY. IMPERIAL (LB) QUANT. IMPERIALE (LIV)	1,587,031	1,491,144	1,501,369	1,540,116	-1			
	VALUE (\$000) VALEUR (\$000)	5,795	4,949	4,689	4,951	-5	HONG KONG HONG-KONG	30	
37765	RAYON-POLYESTER BROAD WOVEN FAB NES TISSUS LARGES RAYONNE POLYESTER NDA								
	QTY. METRIC (KG) QUANT. METRIQUE (KG)	2,589,978	3,764,474	3,135,489	3,206,968	7			
	QTY. IMPERIAL (LB) QUANT. IMPERIALE (LIV)	5,709,955	8,299,289	6,912,506	7,070,191	7			
	VALUE (\$000) VALEUR (\$000)	24,846	32,898	29,543	28,731	5	UNITED STATES ETATS-UNIS	41	
37765-40	NON-APPAREL FABRIC, RAYON/POLYESTER, WOV BRD TISSU AUTRE QUE PR VET, RAYONNE/POLY, GRANDE LARGEUR								
	QTY. METRIC (KG) QUANT. METRIQUE (KG)	282,236	395,369	298,132	314,314	4			
	QTY. IMPERIAL (LB) QUANT. IMPERIALE (LIV)	622,228	871,630	657,271	692,947	4			
	VALUE (\$000) VALEUR (\$000)	2,403	3,279	2,719	3,282	11	UNITED STATES ETATS-UNIS	89	

SEE EXPLANATORY NOTES / VOIR NOTES EXPLICATIVES

## IMPORT DATA TRENDS - TENDANCES DES DONNEES SUR L'IMPORTATION

## SECTION 2 - FABRICATED MATERIALS, INEDIBLE

## SECTION 2 - MATIERES TRAVAILLEES, NON COMESTIBLES

CODE	COMMOQITY MARCHANDISE	1982	1983	1984	AVE. ANNUAL GROWTH RATE (%) 1982-1985 TAUX DE CROISSANCE 1985 ANNUEL MOYEN		MAJOR COUNTRY OF EXPORT - SHARE OF IMPORT MARKET (%) 1985 PAYS EXPORTATEUR PRINCIPAL - PART DU MARCHE DES IMPORTATIONS	
37767	RAYON MAN-MD MIX. BROAD WOV FAB NES TISSUS LARGES, RAYONNE, ARTIFIC NDA							
	QTY. METRIC (KG) QUANT. METRIQUE (KG)	560,741	617,933	563,116	515,965	-3		
	QTY. IMPERIAL (LB) QUANT. IMPERIALE (LIV)	1,236,229	1,362,317	1,241,464	1,137,515	-3		
	VALUE (\$000) VALEUR (\$000)	6,640	8,038	7,851	7,163	3	UNITED STATES ETATS-UNIS	67
37767-40	RAYON/ACETATE FABRIC, BLENDS, WOVEN BROAD TISSU DE RAYONNE ET ACETATE MELES, GRANDE LARGEUR							
	QTY. METRIC (KG) QUANT. METRIQUE (KG)	263,290	335,315	281,052	235,468	-4		
	QTY. IMPERIAL (LB) QUANT. IMPERIALE (LIV)	580,458	739,247	619,616	519,121	-4		
	VALUE (\$000) VALEUR (\$000)	3,337	4,680	4,331	3,748	4	UNITED STATES ETATS-UNIS	88
37769	RAYON MIXTURE BROAD WOVEN FAB. NES TISSUS LARGES, MELANGE RAYONNE NDA							
	QTY. METRIC (KG) QUANT. METRIQUE (KG)	633,883	674,651	877,493	802,221	8		
	QTY. IMPERIAL (LB) QUANT. IMPERIALE (LIV)	1,397,481	1,487,359	1,934,552	1,768,603	8		
	VALUE (\$000) VALEUR (\$000)	6,610	8,143	11,186	11,268	19	UNITED STATES ETATS-UNIS	39
37769-30	RAYON/CDTTON FABRIC, BLENDS WOVEN BROAD TISSU DE RAYONNE ET COTON MELES, GRANDE LARGEUR							
	QTY. METRIC (KG) QUANT. METRIQUE (KG)	531,726	550,949	630,731	629,066	6		
	QTY. IMPERIAL (LB) QUANT. IMPERIALE (LIV)	1,172,261	1,214,640	1,390,532	1,386,861	6		
	VALUE (\$000) VALEUR (\$000)	5,529	6,389	7,886	8,313	14	UNITED STATES ETATS-UNIS	45
37773	POLYESTER-COTTON BROAD WOVEN FABRIC TISSUS LARGES, COTON POLYESTER							
	QTY. METRIC (KG) QUANT. METRIQUE (KG)	9,958,472	13,807,230	16,296,106	17,763,117	21		
	QTY. IMPERIAL (LB) QUANT. IMPERIALE (LIV)	21,954,788	30,439,890	35,926,951	39,161,174	21		
	VALUE (\$000) VALEUR (\$000)	88,691	113,493	140,177	147,626	18	UNITED STATES ETATS-UNIS	40
37773-23	PRINTCLOTH FAB, POLYESTER/COTTON, WOV BRO TISSU POUR IMPRESSION, POLYESTER ET COTON, GRANDE LARGEUR							
	QTY. METRIC (KG) QUANT. METRIQUE (KG)	577,418	770,193	551,420	699,758	6		
	QTY. IMPERIAL (LB) QUANT. IMPERIALE (LIV)	1,272,996	1,697,994	1,215,679	1,542,711	6		
	VALUE (\$000) VALEUR (\$000)	5,310	6,307	5,986	6,311	6	UNITED STATES ETATS-UNIS	45
37773-25	APPAREL FABRIC, LT-WT, POLY/COT, WOV BRD TISSU LEGER POUR VET, POLYESTER ET COTON, GRANDE LARGEUR							
	QTY. METRIC (KG) QUANT. METRIQUE (KG)	2,851,757	4,178,809	6,359,493	5,691,301	26		
	QTY. IMPERIAL (LB) QUANT. IMPERIALE (LIV)	6,287,081	9,212,746	14,020,355	12,547,236	26		



## IMPORT DATA TRENDS - TENDANCES DES DONNEES SUR L'IMPORTATION

## SECTION 2 - FABRICATED MATERIALS, INEDIBLE

## SECTION 2 - MATIERES TRAVAILLEES, NON COMESTIBLES

CODE	COMMODITY MARCHANDISE	1982	1983	1984	AVE. ANNUAL GROWTH RATE (%) 1982-1985 TAUX DE CROISSANCE ANNUEL MOYEN		MAJOR COUNTRY OF EXPORT - SHARE OF IMPORT MARKET (%) 1985 PAYS EXPORTATEUR PRINCIPAL - PART DU MARCHE DES IMPORTATIONS	
					1985	ANNUEL MOYEN		
37773-25	APPAREL FABRIC, LT-WT, POLY/COT, WOV BRD TISSU LEGER POUR VET, POLYESTER ET COTON, GRANDE LARGEUR			(CONT-D) (SUITE)				
	VALUE (\$000) VALEUR (\$000)	26,679	32,786	52,293	47,464	21	UNITED STATES ETATS-UNIS	29
37773-27	SPORTSWEAR FAB, POLYESTER/COTTON, WOV BRD TISSU PR VET. DE SPORT, POLYESTER ET COTON, GDE LGE							
	QTY. METRIC (KG) QUANT. METRIQUE (KG)	154,835	304,078	139,910	683,769	63		
	QTY. IMPERIAL (LB) QUANT. IMPERIALE (LIV)	341,355	670,380	308,451	1,507,460	63		
	VALUE (\$000) VALEUR (\$000)	1,354	2,260	1,352	6,749	70	UNITED STATES ETATS-UNIS	97
37773-39	APPAREL FABRIC, POLY/COTTON, WOV BRD NES TISSU PR VETEMENTS, POLYESTER ET COTON GDE LGE, NDA							
	QTY. METRIC (KG) QUANT. METRIQUE (KG)	3,344,607	5,064,935	5,336,011	6,886,800	20		
	QTY. IMPERIAL (LB) QUANT. IMPERIALE (LIV)	8,696,415	11,166,329	11,763,952	15,182,875	20		
	VALUE (\$000) VALEUR (\$000)	36,558	44,810	49,032	56,089	15	UNITED STATES ETATS-UNIS	28
37773-40	BED SHEETING, POLYESTER/COTTON, WOV BRD TISSU PR LITERIE, POLYESTER ET COTON, GRANDE LARGEUR							
	QTY. METRIC (KG) QUANT. METRIQUE (KG)	375,803	648,281	859,315	822,634	30		
	QTY. IMPERIAL (LB) QUANT. IMPERIALE (LIV)	828,068	1,429,244	1,894,476	1,813,606	30		
	VALUE (\$000) VALEUR (\$000)	2,617	5,102	6,627	6,167	33	UNITED STATES ETATS-UNIS	68
37773-49	NON-APPAREL FABRIC, POLY/COT, WOV BRD NES TISSU AUTRE QUE PR VETEMENTS, POLY/COT, GDE LGE, NDA							
	QTY. METRIC (KG) QUANT. METRIQUE (KG)	1,452,561	2,280,915	2,656,495	2,597,600	21		
	QTY. IMPERIAL (LB) QUANT. IMPERIALE (LIV)	3,202,365	5,028,582	5,856,600	5,726,757	21		
	VALUE (\$000) VALEUR (\$000)	11,357	17,803	21,792	21,969	24	UNITED STATES ETATS-UNIS	63
37779	BROAD WOVEN MAN-MADE MIX. FAB. NES TISSUS LARGES, MELANGES ARTIFIC NDA							
	QTY. METRIC (KG) QUANT. METRIQUE (KG)	2,224,973	2,497,621	3,270,084	3,182,734	13		
	QTY. IMPERIAL (LB) QUANT. IMPERIALE (LIV)	4,905,251	5,506,340	7,209,338	7,016,763	13		
	VALUE (\$000) VALEUR (\$000)	28,482	30,304	43,135	41,371	13	UNITED STATES ETATS-UNIS	45
37789	BROAD WOVEN FAB. MIXED FIBRES N E S TISSUS LARGES, FIBRES TEXTILES NDA							
	QTY. METRIC (KG) QUANT. METRIQUE (KG)	247,132	328,464	443,831	388,671	16		
	QTY. IMPERIAL (LB) QUANT. IMPERIALE (LIV)	544,835	724,143	978,486	856,877	16		
	VALUE (\$000) VALEUR (\$000)	2,553	3,930	6,114	4,902	24	UNITED STATES ETATS-UNIS	23

## IMPORT DATA TRENDS - TENDANCES DES DONNEES SUR L'IMPORTATION

## SECTION 2 - FABRICATED MATERIALS, INEOIBLE

## SECTION 2 - MATIERES TRAVAILLEES, NON COMESTIBLES

CODE	COMMOIDTY MARCHANDISE	1982	1983	1984	AVE. ANNUAL GROWTH RATE (%) 1982-1985 TAUX DE CRDISSANCE 1985 ANNUEL MOYEN		MAJOR COUNTRY OF EXPORT - SHARE OF IMPORT MARKET (%) 1985 PAYS EXPORTATEUR PRINCIPAL - PART OU MARCHE DES IMPORTATIONS	
37799	ELASTIC FABRICS, BROAD WOVEN TISSUS LARGES, ELASTIQUES							
	QTY. METRIC (KG) QUANT. METRIQUE (KG)	80,670	86,423	122,136	117,307	13		
	QTY. IMPERIAL (LB) QUANT. IMPERIALE (LIV)	177,848	190,531	269,266	258,619	13		
	VALUE (\$000) VALEUR (\$000)	1,233	1,243	1,648	1,508	7	UNITED STATES ETATS-UNIS	42
38109	BONDED NON-WOVEN FAB DV 12 IN. WIDE TISSUS ENCOLLES PLUS OE 12 POUCES							
	QTY. METRIC (KG) QUANT. METRIQUE (KG)	3,505,895	4,288,911	7,404,600	9,174,327	37		
	QTY. IMPERIAL (LB) QUANT. IMPERIALE (LIV)	7,729,215	9,455,480	16,324,433	20,226,034	37		
	VALUE (\$000) VALEUR (\$000)	24,210	27,622	44,419	50,652	28	UNITED STATES ETATS-UNIS	80
38109-13	FABRIC, SPUNBONDED, POLYESTER, BRO, NON-WOVEN TISSU OE POLYESTER, LARGE, FILE ET ENCOLLE, NON TISSE							
	QTY. METRIC (KG) QUANT. METRIQUE (KG)	749,077	1,146,464	1,856,016	2,256,133	44		
	QTY. IMPERIAL (LB) QUANT. IMPERIALE (LIV)	1,651,440	2,527,534	4,091,837	4,973,948	44		
	VALUE (\$000) VALEUR (\$000)	3,896	6,428	10,730	11,907	45	UNITED STATES ETATS-UNIS	90
38109-15	FABRIC, SPUNBONDED, POLYPROP, BRO, NON-WOVEN TISSU OE POLYPROPYLENE, LGE, FILE ET ENCOLLE, NON TISSE							
	QTY. METRIC (KG) QUANT. METRIQUE (KG)	802,940	1,161,502	1,896,662	2,724,420	50		
	QTY. IMPERIAL (LB) QUANT. IMPERIALE (LIV)	1,770,188	2,560,686	4,181,446	6,006,349	50		
	VALUE (\$000) VALEUR (\$000)	2,945	4,048	7,519	10,230	51	UNITED STATES ETATS-UNIS	96
38109-19	FABRIC, SPUNBONDED, NES, BROAD, NON-WOVEN TISSU FILE ET ENCOLLE, NDA, LARGE, NON TISSE							
	QTY. METRIC (KG) QUANT. METRIQUE (KG)	705,933	752,061	1,584,687	1,724,629	34		
	QTY. IMPERIAL (LB) QUANT. IMPERIALE (LIV)	1,556,323	1,658,020	3,493,655	3,802,176	34		
	VALUE (\$000) VALEUR (\$000)	3,039	4,124	7,935	9,743	47	UNITED STATES ETATS-UNIS	91
38109-73	FABRIC, WET PROCESS, NON-WOVEN TISSU TRAITE AU MOUILLE, NON TISSE							
	QTY. METRIC (KG) QUANT. METRIQUE (KG)	5,813	57,708	385,065	1,054,401	456		
	QTY. IMPERIAL (LB) QUANT. IMPERIALE (LIV)	12,816	127,225	848,927	2,324,568	456		
	VALUE (\$000) VALEUR (\$000)	56	305	2,094	4,827	335	UNITED STATES ETATS-UNIS	98
38119	FOAM-LAMINATED FABRICS TISSUS DOUBLES DE MOUSSE EN FEUILLE							
	QTY. METRIC (KG) QUANT. METRIQUE (KG)	710,211	984,211	1,484,495	1,243,939	20		
	QTY. IMPERIAL (LB) QUANT. IMPERIALE (LIV)	1,565,755	2,169,825	3,272,769	2,742,430	20		

## IMPORT DATA TRENDS - TENDANCES DES DONNEES SUR L'IMPORTATION

## SECTION 2 - FABRICATED MATERIALS, INEDIBLE

## SECTION 2 - MATIERES TRAVAILLEES, NON COMESTIBLES

CODE	COMMODITY MARCHANDISE	1982	1983	1984	AVE. ANNUAL GROWTH RATE (%) 1982-1985 TAUX DE CROISSANCE 1985 ANNUEL MOYEN		MAJOR COUNTRY OF EXPORT - SHARE OF IMPORT MARKET (%) 1985 PAYS EXPDRTATEUR PRINCIPAL - PART DU MARCHE DES IMPORTATIONS	
38119	FOAM-LAMINATED FABRICS TISSUS DOUBLES DE MOUSSE EN FEUILLE			(CDNT-D) (SUITE)				
	VALUE (\$000) VALEUR (\$000)	5,043	7,848	12,163	9,800	24	UNITED STATES ETATS-UNIS	80
38119-27	FABRIC, FOAM-LAMINATED, NYLON TISSU LAMELLE DE MOUSSE, NYLON							
	QTY. METRIC (KG) QUANT. METRIQUE (KG)	240,464	497,473	671,543	556,044	32		
	QTY. IMPERIAL (LB) QUANT. IMPERIALE (LIV)	530,135	1,096,747	1,480,506	1,225,873	32		
	VALUE (\$000) VALEUR (\$000)	2,385	4,796	5,523	4,337	22	UNITED STATES ETATS-UNIS	71
38119-33	FABRIC, FOAM-LAMINATED, POLYESTER TISSU LAMELLE DE MOUSSE, POLYESTER							
	QTY. METRIC (KG) QUANT. METRIQUE (KG)	176,365	276,746	524,215	324,064	22		
	QTY. IMPERIAL (LB) QUANT. IMPERIALE (LIV)	388,820	610,124	1,155,703	714,443	22		
	VALUE (\$000) VALEUR (\$000)	972	1,475	4,870	3,451	52	UNITED STATES ETATS-UNIS	98
38149	TIRE FABRICS, NOT COATED TISSUS NON ENDUITS, POUR PNEUS							
	QTY. METRIC (KG) QUANT. METRIQUE (KG)	750,304	443,272	609,261	550,498	-10		
	QTY. IMPERIAL (LB) QUANT. IMPERIALE (LIV)	1,654,145	977,253	1,343,197	1,213,646	-10		
	VALUE (\$000) VALEUR (\$000)	3,960	2,842	3,220	3,051	-8	UNITED STATES ETATS-UNIS	92
38156	FISH NETTING TULLE POUR FILETS DE PECHE							
	QTY. METRIC (KG) QUANT. METRIQUE (KG)	377,361	436,224	482,361	508,884	10		
	QTY. IMPERIAL (LB) QUANT. IMPERIALE (LIV)	831,942	961,715	1,063,430	1,121,904	10		
	VALUE (\$000) VALEUR (\$000)	2,262	2,575	2,896	3,073	11	KOREA, SOUTH COREE DU SUD	35
38159	NETTING NETS TULLE NETS							
	QTY. METRIC (KG) QUANT. METRIQUE (KG)	350,397	425,853	519,019	593,863	19		
	QTY. IMPERIAL (LB) QUANT. IMPERIALE (LIV)	772,498	938,849	1,144,247	1,309,251	19		
	VALUE (\$000) VALEUR (\$000)	2,860	3,600	4,436	4,969	20	UNITED STATES ETATS-UNIS	67
38161	BELTING, COTTON, NOT RUBBERIZED COURROIES, COTON, NON CAOUTCHOUTEES							
	QTY. METRIC (KG) QUANT. METRIQUE (KG)	51,134	55,900	74,820	44,102	-5		
	QTY. IMPERIAL (LB) QUANT. IMPERIALE (LIV)	112,731	123,238	164,950	97,228	-5		
	VALUE (\$000) VALEUR (\$000)	645	760	732	648	0	UNITED STATES ETATS-UNIS	93

SEE EXPLANATORY NOTES / VOIR NOTES EXPLICATIVES

## IMPORT DATA TRENDS - TENDANCES DES DONNEES SUR L'IMPORTATION

## SECTION 2 - FABRICATED MATERIALS, INEDIBLE

## SECTION 2 - MATIERES TRAVAILLEES, NON COMESTIBLES

CODE	COMMODITY MARCHANDISE	1982	1983	1984	1985	AVE. ANNUAL GROWTH RATE (%) 1982-1985 TAUX DE CROISSANCE ANNUEL MOYEN	MAJOR COUNTRY OF EXPORT - SHARE OF IMPORT MARKET (%) 1985 PAYS EXPORTATEUR PRINCIPAL - PART DU MARCHE DES IMPORTATIONS	
38169	BELTING, TEXTILE NOT RUBBERIZED NES COURROIES TEXTILE, NON CAOUTCH. NDA							
	QTY. METRIC (KG) QUANT. METRIQUE (KG)	221,918	140,343	178,712	127,760	-16		
	QTY. IMPERIAL (LB) QUANT. IMPERIALE (LIV)	489,247	309,405	393,995	281,665	-16		
	VALUE (\$000) VALEUR (\$000)	1,283	1,163	1,265	1,188	-2	UNITED STATES ETATS-UNIS	76
38176	PAPERMAKERS', FELTS, TEXTILE FEUTRE DE PAPETIER, FIBRE TEXTILE							
	QTY. METRIC (KG) QUANT. METRIQUE (KG)	140,025	122,343	108,103	179,732	8		
	QTY. IMPERIAL (LB) QUANT. IMPERIALE (LIV)	308,703	269,722	238,328	396,243	8		
	VALUE (\$000) VALEUR (\$000)	5,983	5,716	5,897	8,613	13	UNITED STATES ETATS-UNIS	57
38176-13	FELT, PAPERMAKERS, PRESS, MAN-MADE & BLENDS FEUTRE DE FIB. CHIM. ET MEL. DE FIB. PR PRESSE DE PAPETIER							
	QTY. METRIC (KG) QUANT. METRIQUE (KG)	48,918	70,374	86,934	117,254	33		
	QTY. IMPERIAL (LB) QUANT. IMPERIALE (LIV)	107,846	155,148	191,657	258,503	33		
	VALUE (\$000) VALEUR (\$000)	2,848	4,000	5,097	6,417	31	UNITED STATES ETATS-UNIS	57
38181	GLASS FABRIC, DRAPERY, BROAD WOVEN TISSUS LARGES, FIB VERRE, TENTURES							
	QTY. METRIC (KG) QUANT. METRIQUE (KG)	30,936	18,843	38,119	39,022	8		
	QTY. IMPERIAL (LB) QUANT. IMPERIALE (LIV)	68,202	41,542	84,039	86,030	8		
	VALUE (\$000) VALEUR (\$000)	363	159	373	316	-4	UNITED STATES ETATS-UNIS	100
38189	GLASS FABRICS N E S TISSUS DE FIBRES DE VERRE N D A							
	QTY. METRIC (KG) QUANT. METRIQUE (KG)	744,228	1,297,333	1,928,402	1,953,441	37		
	QTY. IMPERIAL (LB) QUANT. IMPERIALE (LIV)	1,640,751	2,860,145	4,251,420	4,306,623	37		
	VALUE (\$000) VALEUR (\$000)	5,174	6,857	9,342	9,464	22	UNITED STATES ETATS-UNIS	86
38191	FABRICS WOV OR KNIT FROM PAPER YARN TISSUS TRICOTES DE FILES DE PAPIER							
	QTY. METRIC (KG) QUANT. METRIQUE (KG)	71,964	85,008	108,884	107,869	14		
	QTY. IMPERIAL (LB) QUANT. IMPERIALE (LIV)	158,655	187,411	240,049	237,811	14		
	VALUE (\$000) VALEUR (\$000)	296	410	596	484	18	UNITED STATES ETATS-UNIS	100

## IMPORT DATA TRENDS - TENDANCES DES DONNEES SUR L'IMPORTATION

## SECTION 2 - FABRICATED MATERIALS, INEDIBLE

## SECTION 2 - MATIERES TRAVAILLEES, NON COMESTIBLES

CODE	COMMODITY MARCHANDISE	1982	1983	1984	AVE. ANNUAL GROWTH RATE (%) 1982-1985		MAJOR COUNTRY OF EXPORT - SHARE OF IMPORT MARKET (%) 1985	
					1985	ANNUEL MOYEN	PAYS EXPORTATEUR PRINCIPAL - PART DU MARCHE DES IMPORTATIONS	
38199	SPECIAL CONSTRUCTION FABRICS N E S TISSUS A TEXTURE SPECIALE N D A							
	QTY. METRIC (KG) QUANT. METRIQUE (KG)	2,285,381	3,034,076	3,480,057	2,615,239	4		
	QTY. IMPERIAL (LB) QUANT. IMPERIALE (LIV)	5,038,428	6,689,028	7,672,253	5,765,646	4		
	VALUE (\$000) VALEUR (\$000)	21,920	26,969	27,118	22,631	1	UNITED STATES ETATS-UNIS	89
38199-19	PILE FABRIC, FLOCKED NES TISSU PELUCHEUX FLOQUE, NDA							
	QTY. METRIC (KG) QUANT. METRIQUE (KG)	818,359	1,333,172	894,843	1,138,917	11		
	QTY. IMPERIAL (LB) QUANT. IMPERIALE (LIV)	1,804,183	2,939,157	1,972,801	2,510,895	11		
	VALUE (\$000) VALEUR (\$000)	8,338	12,852	7,828	9,805	6	UNITED STATES ETATS-UNIS	97
38199-30	FOURDRINIER WIRE CLOTH OF MAN-MADE FIBRE TOILE DE MACHINE A PAPIER FOURDRINIER, FIB. CHIM.							
	QTY. METRIC (KG) QUANT. METRIQUE (KG)	40,699	20,471	24,424	32,180	-7		
	QTY. IMPERIAL (LB) QUANT. IMPERIALE (LIV)	89,726	45,132	53,845	70,945	-7		
	VALUE (\$000) VALEUR (\$000)	3,961	3,009	3,168	3,952	0	UNITED STATES ETATS-UNIS	92
38319	BRAIDS, NON-ELASTIC GALON NON ELASTIQUE							
	QTY. METRIC (KG) QUANT. METRIQUE (KG)	209,653	194,987	194,415	192,634	-3		
	QTY. IMPERIAL (LB) QUANT. IMPERIALE (LIV)	462,209	429,874	428,614	424,687	-3		
	VALUE (\$000) VALEUR (\$000)	2,296	2,422	2,496	2,898	8	UNITED STATES ETATS-UNIS	84
38329	BRAIDS, ELASTIC GALON ELASTIQUE							
	QTY. METRIC (KG) QUANT. METRIQUE (KG)	234,527	285,384	202,044	268,082	4		
	QTY. IMPERIAL (LB) QUANT. IMPERIALE (LIV)	517,047	629,167	445,434	591,023	4		
	VALUE (\$000) VALEUR (\$000)	1,317	1,815	1,400	1,672	8	UNITED STATES ETATS-UNIS	38
38339	RIBBONS RUBANS							
	QTY. METRIC (KG) QUANT. METRIQUE (KG)	540,368	641,602	703,685	648,626	6		
	QTY. IMPERIAL (LB) QUANT. IMPERIALE (LIV)	1,191,314	1,414,497	1,551,368	1,429,982	6		
	VALUE (\$000) VALEUR (\$000)	7,440	9,579	11,866	11,488	15	UNITED STATES ETATS-UNIS	67
38339-23	RIBBONS, NYLON RUBANS, DE NYLON							
	QTY. METRIC (KG) QUANT. METRIQUE (KG)	100,911	124,030	199,973	150,210	14		
	QTY. IMPERIAL (LB) QUANT. IMPERIALE (LIV)	222,471	273,440	440,868	331,157	14		

SEE EXPLANATORY NOTES / VOIR NOTES EXPLICATIVES

## IMPORT DATA TRENDS - TENDANCES DES DONNEES SUR L'IMPORTATION

## SECTION 2 - FABRICATED MATERIALS, INEDIBLE

## SECTION 2 - MATIERES TRAVAILLEES, NON COMESTIBLES

CODE	COMMODITY MARCHANDISE	1982	1983	1984	AVE. ANNUAL GROWTH RATE (%) 1982-1985 TAUX DE CROISSANCE ANNUEL MOYEN		MAJOR COUNTRY OF EXPORT - SHARE OF IMPORT MARKET (%) 1985 PAYS EXPORTATEUR PRINCIPAL - PART DU MARCHE DES IMPORTATIONS	
					1985	ANNUEL MOYEN		
38339-23	RIBBONS, NYLON RUBANS, DE NYLON			(CONT-D) (SUITE)				
	VALUE (\$000) VALEUR (\$000)	1,736	2,414	4,364	3,152	22	JAPAN JAPON	61
38342	WOV NAR FAB VEG FIBRE NON-ELAST NES RUBANERIE FIBRES VEG. NON ELAST NDA							
	QTY. METRIC (KG) QUANT. METRIQUE (KG)	472,845	487,289	549,785	686,030	13		
	QTY. IMPERIAL (LB) QUANT. IMPERIALE (LIV)	1,042,450	1,074,295	1,212,096	1,512,445	13		
	VALUE (\$000) VALEUR (\$000)	3,619	4,474	5,700	6,182	19	UNITED STATES ETATS-UNIS	63
38342-39	FABRIC, NON-ELASTIC, COTTON, WOY, NARROW NES TISSU DE COTON NON ELAST., TISSE ETROIT, NDA							
	QTY. METRIC (KG) QUANT. METRIQUE (KG)	335,340	377,621	425,275	499,216	14		
	QTY. IMPERIAL (LB) QUANT. IMPERIALE (LIV)	739,301	832,516	937,575	1,100,589	14		
	VALUE (\$000) VALEUR (\$000)	2,723	3,645	4,483	4,954	22	UNITED STATES ETATS-UNIS	65
38344	WOV NAR FAB, MAN-MD NON-ELASTIC NES RUBANERIE FIB ARTIFIC NON ELAST NDA							
	QTY. METRIC (KG) QUANT. METRIQUE (KG)	704,383	728,532	751,074	874,149	7		
	QTY. IMPERIAL (LB) QUANT. IMPERIALE (LIV)	1,552,907	1,606,146	1,655,844	1,927,178	7		
	VALUE (\$000) VALEUR (\$000)	8,734	9,350	9,798	11,465	9	UNITED STATES ETATS-UNIS	57
38349	WOVEN NARROW FABRIC NON-ELASTIC NES RUBANERIE NON ELASTIQUE N D A							
	QTY. METRIC (KG) QUANT. METRIQUE (KG)	50,798	104,209	123,954	213,244	33		
	QTY. IMPERIAL (LB) QUANT. IMPERIALE (LIV)	200,177	229,743	273,273	470,125	33		
	VALUE (\$000) VALEUR (\$000)	1,058	1,613	2,149	3,651	50	UNITED STATES ETATS-UNIS	55
38359	WOVEN NARROW FABRICS, ELASTIC RUBANERIE ELASTIQUE							
	QTY. METRIC (KG) QUANT. METRIQUE (KG)	258,462	332,532	272,540	223,835	-4		
	QTY. IMPERIAL (LB) QUANT. IMPERIALE (LIV)	569,815	733,111	600,850	493,474	-4		
	VALUE (\$000) VALEUR (\$000)	2,514	4,220	3,868	3,313	10	UNITED STATES ETATS-UNIS	72
38399	NARROW FABRICS N E S RUBANERIE N D A							
	QTY. METRIC (KG) QUANT. METRIQUE (KG)	917,689	1,225,655	1,288,539	657,440	-10		
	QTY. IMPERIAL (LB) QUANT. IMPERIALE (LIV)	2,023,168	2,702,120	2,840,758	1,449,414	-10		

SEE EXPLANATORY NOTES / VOIR NOTES EXPLICATIVES

## IMPRT DATA TRENDS - TENDANCES DES DONNEES SUR L'IMPRTATION

## SECTION 2 - FABRICATED MATERIALS, INEDIBLE

## SECTION 2 - MATIERES TRAVAILLEES, NON COMESTIBLES

CODE	COMMODITY MARCHANDISE	1982	1983	1984	1985	AVE. ANNUAL GROWTH RATE (%) 1982-1985 TAUX DE CROISSANCE ANNUEL MOYEN	MAJOR COUNTRY OF EXPORT - SHARE OF IMPORT MARKET (%) 1985 PAYS EXPORTATEUR PRINCIPAL - PART DU MARCHE DES IMPORTATIONS	
38399	NARROW FABRICS N E S RUBANERIE N D A			(CONT-D) (SUITE)				
	VALUE (\$000) VALEUR (\$000)	6,113	7,714	8,203	5,146	-6	UNITED STATES ETATS-UNIS	88
38506	PILE FABRICS, KNITTED TISSUS A POIL, TRICOTES							
	QTY. METRIC (KG) QUANT. METRIQUE (KG)	146,172	435,245	1,089,906	2,097,800	141		
	QTY. IMPERIAL (LB) QUANT. IMPERIALE (LIV)	322,256	959,555	2,402,844	4,624,881	141		
	VALUE (\$000) VALEUR (\$000)	1,317	7,330	18,989	32,986	189	UNITED STATES ETATS-UNIS	97
38506-19	PILE FABRIC, LOOP KNIT, NES TISSU A PDIL, TRICOT BOUCLETTE, NDA							
	QTY. METRIC (KG) QUANT. METRIQUE (KG)	57,385	391,993	1,048,238	1,977,318	222		
	QTY. IMPERIAL (LB) QUANT. IMPERIALE (LIV)	126,513	864,201	2,310,981	4,359,262	222		
	VALUE (\$000) VALEUR (\$000)	583	6,933	18,542	31,798	274	UNITED STATES ETATS-UNIS	98
38511	ELASTIC KNITTED OR NETTED FABRICS TISSUS TRICOTES, ELASTIQUES							
	QTY. METRIC (KG) QUANT. METRIQUE (KG)	338,288	351,677	422,665	436,042	9		
	QTY. IMPERIAL (LB) QUANT. IMPERIALE (LIV)	745,802	775,319	931,821	961,313	9		
	VALUE (\$000) VALEUR (\$000)	6,624	7,213	9,343	10,445	16	UNITED STATES ETATS-UNIS	67
38539	TRICOT FABRICS TRICOTS							
	QTY. METRIC (KG) QUANT. METRIQUE (KG)	607,464	652,769	555,344	487,417	-7		
	QTY. IMPERIAL (LB) QUANT. IMPERIALE (LIV)	1,339,236	1,439,116	1,224,331	1,074,577	-7		
	VALUE (\$000) VALEUR (\$000)	7,730	7,803	7,115	5,972	-8	UNITED STATES ETATS-UNIS	88
38539-25	FABRIC, TRICOT, KNIT, BROAD, NYLON TRICOT CHAINE EN PIECE, GRANDE LARGEUR, NYLON							
	QTY. METRIC (KG) QUANT. METRIQUE (KG)	248,383	353,998	319,751	309,640	8		
	QTY. IMPERIAL (LB) QUANT. IMPERIALE (LIV)	547,593	780,435	704,933	682,642	8		
	VALUE (\$000) VALEUR (\$000)	3,074	4,079	4,352	3,707	6	UNITED STATES ETATS-UNIS	88
38544	DOUBLE-KNIT FABRICS, POLYESTER TISSUS POLYESTER A MAILLE COMPLEXE							
	QTY. METRIC (KG) QUANT. METRIQUE (KG)	206,434	247,593	264,172	348,956	19		
	QTY. IMPERIAL (LB) QUANT. IMPERIALE (LIV)	455,111	545,852	582,403	769,320	19		
	VALUE (\$000) VALEUR (\$000)	2,051	3,494	3,747	4,984	34	UNITED STATES ETATS-UNIS	64

## IMPORT DATA TRENDS - TENDANCES DES DONNEES SUR L'IMPORTATION

## SECTION 2 - FABRICATED MATERIALS, INEDIBLE

## SECTION 2 - MATIERES TRAVAILLEES, NON COMESTIBLES

CODE	COMMODITY MARCHANDISE		1982	1983	1984	1985	AVE. ANNUAL GROWTH RATE (%) 1982-1985	MAJOR COUNTRY OF EXPDRT - SHARE OF IMPORT MARKET (%) 1985	
							TAUX DE CROISSANCE ANNUEL MOYEN	PAYS EXPORTATEUR PRINCIPAL - PART DU MARCHE DES IMPORTATIONS	
38549	DOUBLE-KNIT FABRICS N E S TISSUS A MAILLES COMPLEXES N D A								
	QTY. METRIC (KG)	QUANT. METRIQUE (KG)	242,155	335,092	380,442	719,532	43		
	QTY. IMPERIAL (LB)	QUANT. IMPERIALE (LIV)	533,864	738,756	838,735	1,586,305	43		
	VALUE (\$000)	VALEUR (\$000)	2,603	3,683	4,553	6,023	32	UNITED STATES ETATS-UNIS	77
38559	KNITTED FABRICS, COTTON N E S TISSUS TRICOTES DE COTDN N D A								
	QTY. METRIC (KG)	QUANT. METRIQUE (KG)	192,965	206,583	231,454	234,528	7		
	QTY. IMPERIAL (LB)	QUANT. IMPERIALE (LIV)	425,417	455,441	510,272	517,049	7		
	VALUE (\$000)	VALEUR (\$000)	1,274	1,402	1,716	1,948	15	UNITED STATES ETATS-UNIS	74
38599	KNITTED FABRICS N E S TISSUS TRICOTES N D A								
	QTY. METRIC (KG)	QUANT. METRIQUE (KG)	2,557,682	2,176,901	1,802,213	2,188,332	-5		
	QTY. IMPERIAL (LB)	QUANT. IMPERIALE (LIV)	5,638,753	4,799,270	3,973,221	4,824,472	-5		
	VALUE (\$000)	VALEUR (\$000)	34,409	25,304	19,599	20,964	-15	UNITED STATES ETATS-UNIS	72
38599-65	FABRIC, SINGLE KNIT, POLYESTER/COTTON, BRD TISSU DE POLY/COT, NONO-FONTURE, GRANDE LARGEUR								
	QTY. METRIC (KG)	QUANT. METRIQUE (KG)	184,808	309,414	396,502	665,324	53		
	QTY. IMPERIAL (LB)	QUANT. IMPERIALE (LIV)	407,434	682,144	874,141	1,466,797	53		
	VALUE (\$000)	VALEUR (\$000)	1,152	1,794	2,450	4,356	55	UNITED STATES ETATS-UNIS	90
38609	LACE FABRICS DENTELLE								
	QTY. METRIC (KG)	QUANT. METRIQUE (KG)	875,300	1,112,719	951,835	952,679	3		
	QTY. IMPERIAL (LB)	QUANT. IMPERIALE (LIV)	1,929,716	2,453,138	2,098,448	2,100,308	3		
	VALUE (\$000)	VALEUR (\$000)	17,228	20,675	17,728	18,668	3	UNITED STATES ETATS-UNIS	50
38609-15	LACE, POLYESTER DENTELLE DE POLYESTER								
	QTY. METRIC (KG)	QUANT. METRIQUE (KG)	506,637	716,625	600,289	560,207	4		
	QTY. IMPERIAL (LB)	QUANT. IMPERIALE (LIV)	1,116,950	1,579,896	1,323,417	1,235,052	4		
	VALUE (\$000)	VALEUR (\$000)	6,771	8,925	7,473	7,187	2	UNITED STATES ETATS-UNIS	41
38609-17	LACE, NYLON DENTELLE DE NYLON								
	QTY. METRIC (KG)	QUANT. METRIQUE (KG)	91,050	121,193	101,111	113,319	7		
	QTY. IMPERIAL (LB)	QUANT. IMPERIALE (LIV)	200,733	267,186	222,913	249,828	7		

SEE EXPLANATORY NOTES / VOIR NOTES EXPLICATIVES



## IMPORT DATA TRENDS - TENDANCES DES DONNEES SUR L'IMPORTATION

## SECTION 2 - FABRICATED MATERIALS, INEDIBLE

## SECTION 2 - MATIERES TRAVAILLEES, NON COMESTIBLES

CODE	COMMODITY MARCHANDISE	1982	1983	1984	AVE. ANNUAL GROWTH RATE (%) 1982-1985 TAUX DE CROISSANCE 1985 ANNUEL MOYEN		MAJOR COUNTRY OF EXPORT - SHARE OF IMPORT MARKET (%) 1985 PAYS EXPORTATEUR PRINCIPAL - PART DU MARCHE DES IMPORTATIONS	
					1985	ANNUEL MOYEN		
38609-17	LACE, NYLON DENTELLE DE NYLON			(CONT-D) (SUITE)				
	VALUE (\$000) VALEUR (\$000)	2,909	3,989	3,568	3,856	10	UNITED STATES ETATS-UNIS	56
38619	EMBROIDERED AND ORNAMENTED FABRICS TISSUS BRODES & ORNES & TULLE-BOBIN							
	QTY. METRIC (KG) QUANT. METRIQUE (KG)	252,908	366,101	267,159	172,587	-12		
	QTY. IMPERIAL (LB) QUANT. IMPERIALE (LIV)	557,569	807,118	588,988	380,491	-12		
	VALUE (\$000) VALEUR (\$000)	5,096	7,110	6,078	4,726	-2	FRANCE FRANCE	15
38702	VINYL-COATED COTTON FAB. EXC. KNIT TISSUS EN COTON COUVERTS DE VINYLE							
	QTY. METRIC (KG) QUANT. METRIQUE (KG)	849,456	645,379	760,521	788,006	-2		
	QTY. IMPERIAL (LB) QUANT. IMPERIALE (LIV)	1,872,739	1,422,824	1,676,671	1,737,265	-2		
	VALUE (\$000) VALEUR (\$000)	5,283	3,997	4,163	4,296	-7	UNITED STATES ETATS-UNIS	73
38706	VINYL-COATED COTTON FABRICS KNITTED TISSUS COTON TRIC. ENDUITS VINYLE							
	QTY. METRIC (KG) QUANT. METRIQUE (KG)	278,209	560,634	437,365	308,855	4		
	QTY. IMPERIAL (LB) QUANT. IMPERIALE (LIV)	613,350	1,235,992	964,229	680,912	4		
	VALUE (\$000) VALEUR (\$000)	1,277	2,507	2,033	1,594	8	UNITED STATES ETATS-UNIS	99
38707	VINYL-COATED NYLON FABRICS TISSUS DE NYLON COUVERTS DE VINYLE							
	QTY. METRIC (KG) QUANT. METRIQUE (KG)	712,525	945,033	1,101,411	1,211,513	19		
	QTY. IMPERIAL (LB) QUANT. IMPERIALE (LIV)	1,570,858	2,083,451	2,428,208	2,670,943	19		
	VALUE (\$000) VALEUR (\$000)	3,395	4,083	4,918	5,629	18	UNITED STATES ETATS-UNIS	55
38707-20	FABRIC, VINYL COATED, NYLON, EXC AUTOM TISSU DE NYLON ENDUIT DE VINYLE SF PR VEH AUTO							
	QTY. METRIC (KG) QUANT. METRIQUE (KG)	691,765	911,345	1,058,015	1,152,591	18		
	QTY. IMPERIAL (LB) QUANT. IMPERIALE (LIV)	1,525,089	2,009,182	2,332,537	2,541,041	18		
	VALUE (\$000) VALEUR (\$000)	3,266	3,840	4,584	5,304	17	UNITED STATES ETATS-UNIS	53
38709	VINYL-COATED FABRICS N E S TISSUS COUVERTS DE VINYLE N D A							
	QTY. METRIC (KG) QUANT. METRIQUE (KG)	7,220,167	9,202,497	12,807,114	11,560,633	17		
	QTY. IMPERIAL (LB) QUANT. IMPERIALE (LIV)	15,917,826	20,288,139	28,235,001	25,486,967	17		

## IMPORT DATA TRENDS - TENDANCES DES DONNEES SUR L'IMPORTATION

## SECTION 2 - FABRICATED MATERIALS, INEDIBLE

## SECTION 2 - MATIERES TRAVAILLEES, NON COMESTIBLES

CODE	COMMODITY MARCHANDISE	1982	1983	1984	AVE. ANNUAL GROWTH RATE (%) 1982-1985 TAUX DE CROISSANCE 1985 ANNUEL MOYEN		MAJOR COUNTRY OF EXPORT - SHARE OF IMPORT MARKET (%) 1985 PAYS EXPORTATEUR PRINCIPAL - PART OU MARCHE DES IMPORTATIONS	
38709	VINYL-COATED FABRICS N E S TISSUS COUVERTS DE VINYLE N D A			(CONT-D) (SUITE)				
	VALUE (\$000) VALEUR (\$000)	36,619	52,967	79,717	77.648	28	UNITED STATES ETATS-UNIS	87
38709-40	BELTING, CONVEYOR, VINYL COATED COURROIES TRANSPORTEUSES, ENDUITES DE VINYLE							
	QTY. METRIC (KG) QUANT. METRIQUE (KG)	1,039,911	1,119,725	1,665,787	1,347,044	9		
	QTY. IMPERIAL (LB) QUANT. IMPERIALE (LIV)	2,292,624	2,468,584	3,672,450	2,969,740	9		
	VALUE (\$000) VALEUR (\$000)	4,471	4,048	5,754	5,621	8	UNITED KINGDOM ROYAUME-UNI	67
38709-79	FABRIC, VINYL COATED, NES, AUTOMOTIVE TISSU POUR VEHICULES AUTOMOBILES END. DE VINYLE, NDA							
	QTY. METRIC (KG) QUANT. METRIQUE (KG)	4,371,624	5,657,426	7,585,958	6,104,617	12		
	QTY. IMPERIAL (LB) QUANT. IMPERIALE (LIV)	9,637,831	12,472,554	16,724,262	13,458,447	12		
	VALUE (\$000) VALEUR (\$000)	22,696	36,221	55,080	49,105	29	UNITED STATES ETATS-UNIS	100
38713	POLYURETHANE-COATED FABRICS TISSUS COUVERTS DE POLYURETHANE							
	QTY. METRIC (KG) QUANT. METRIQUE (KG)	1,053,382	1,226,525	1,265,807	1,324,201	8		
	QTY. IMPERIAL (LB) QUANT. IMPERIALE (LIV)	2,322,322	2,704,039	2,790,641	2,919,378	8		
	VALUE (\$000) VALEUR (\$000)	12,566	14,055	14,487	15,608	7	UNITED STATES ETATS-UNIS	41
38713-11	FABRIC, POLYURETHANE COATED, COTTON, WOVEN TISSU DE COTON TISSE ENDUIT DE POLYURETHANE							
	QTY. METRIC (KG) QUANT. METRIQUE (KG)	214,110	136,612	180,638	276,748	9		
	QTY. IMPERIAL (LB) QUANT. IMPERIALE (LIV)	472,035	301,179	398,240	610,127	9		
	VALUE (\$000) VALEUR (\$000)	2,307	1,638	2,434	4,451	24	UNITED STATES ETATS-UNIS	73
38713-50	POROMERIC SHOE MATERIALS MATIERE POROMERIQUE, POUR SOULIERS							
	QTY. METRIC (KG) QUANT. METRIQUE (KG)	450,693	507,190	440,506	344,904	-8		
	QTY. IMPERIAL (LB) QUANT. IMPERIALE (LIV)	993,614	1,118,169	971,154	760,388	-8		
	VALUE (\$000) VALEUR (\$000)	5,871	6,301	5,622	4,148	-11	ITALY ITALIE	54
38729	CELLULOSICS-COATED FABRICS TISSUS COUVERTS RESINE CELLULOSIQUE							
	QTY. METRIC (KG) QUANT. METRIQUE (KG)	69,428	28,272	53,525	79,166	4		
	QTY. IMPERIAL (LB) QUANT. IMPERIALE (LIV)	153,064	62,329	118,003	174,531	4		
	VALUE (\$000) VALEUR (\$000)	524	273	433	613	5	UNITED STATES ETATS-UNIS	72

## IMPORT DATA TRENDS - TENDANCES DES DONNEES SUR L'IMPORTATION

## SECTION 2 - FABRICATED MATERIALS, INEDIBLE

## SECTION 2 - MATIERES TRAVAILLEES, NON CDMESTIBLES

CODE	COMMODITY MARCHANDISE		1982	1983	1984	AVE. ANNUAL GROWTH RATE (%) 1982-1985		MAJOR COUNTRY OF EXPORT - SHARE OF IMPORT MARKET (%) 1985	
						1985	ANNUEL MOYEN	PAYS EXPORTATEUR PRINCIPAL - PART DU MARCHE DES IMPORTATIONS	
38732	RUBBER-COATED COTTON FABRICS N E S TISSUS EN COTON CAOUTCHOUTES N D A								
	QTY. METRIC (KG)		160,299	136,718	162,208	148,933	-2		
	QUANT. METRIQUE (KG)								
	QTY. IMPERIAL (LB)		353,400	301,413	357,608	328,342	-2		
	QUANT. IMPERIALE (LIV)								
	VALUE (\$000)		1,234	1,109	1,490	1,228	0	UNITED STATES	100
	VALEUR (\$000)							ETATS-UNIS	
38736	RUBBER-COATED TIRE FABRICS TISSUS CAOUTCHOUTES, POUR PNEUS								
	QTY. METRIC (KG)		6,172,037	5,944,779	8,792,770	10,041,586	17		
	QUANT. METRIQUE (KG)								
	QTY. IMPERIAL (LB)		13,607,083	13,106,062	19,384,841	22,138,243	17		
	QUANT. IMPERIALE (LIV)								
	VALUE (\$000)		29,318	27,012	42,557	44,765	15	UNITED STATES	97
	VALEUR (\$000)							ETATS-UNIS	
38736-65	TIRE CORD FABRIC, RUBBER COATED/DPD, POLY CABLES POUR PNEUS EN POLYESTER, CAOUTCHOUTES/TREMPES								
	QTY. METRIC (KG)		5,447,531	4,840,815	5,040,209	5,364,394	-1		
	QUANT. METRIQUE (KG)								
	QTY. IMPERIAL (LB)		12,009,813	10,672,225	11,111,816	11,826,526	-1		
	QUANT. IMPERIALE (LIV)								
	VALUE (\$000)		24,597	19,761	24,505	25,358	1	UNITED STATES	100
	VALEUR (\$000)							ETATS-UNIS	
38736-80	TIRE CORD FABRIC, RUBBER COATED/DPD, STEEL CABLES POUR PNEUS EN FIBRE D'ACIER, CAOUTCHOUTES/TREMPES								
	QTY. METRIC (KG)		19,067	87,066	2,530,159	3,946,604	481		
	QUANT. METRIQUE (KG)								
	QTY. IMPERIAL (LB)		42,035	191,948	5,578,075	8,700,819	481		
	QUANT. IMPERIALE (LIV)								
	VALUE (\$000)		456	829	10,529	14,149	211	UNITED STATES	100
	VALEUR (\$000)							ETATS-UNIS	
38738	RUBBER-COATED TEXTILE BELTING COURROIES DE TEXTILE CAOUTCHOUTEES								
	QTY. METRIC (KG)		666,801	1,497,331	1,107,781	854,605	8		
	QUANT. METRIQUE (KG)								
	QTY. IMPERIAL (LB)		1,470,052	3,301,067	2,442,251	1,884,092	8		
	QUANT. IMPERIALE (LIV)								
	VALUE (\$000)		3,330	5,484	4,207	3,953	6	JAPAN	34
	VALEUR (\$000)							JAPON	
38739	RUBBER-COATED FABRICS N E S TISSUS CAOUTCHOUTES N D A								
	QTY. METRIC (KG)		997,163	1,104,349	1,214,480	1,457,587	13		
	QUANT. METRIQUE (KG)								
	QTY. IMPERIAL (LB)		2,198,379	2,434,685	2,677,483	3,213,447	13		
	QUANT. IMPERIALE (LIV)								
	VALUE (\$000)		8,650	9,854	11,466	14,277	18	UNITED STATES	85
	VALEUR (\$000)							ETATS-UNIS	
38739-25	FABRIC, EXC TIRE FAB & BLTG. RBR CTD/DPD NYLON TISSU DE NYLON CAOUTC/TREMP, SAUF TOILE DE PNEU								
	QTY. METRIC (KG)		269,273	300,810	377,136	410,718	15		
	QUANT. METRIQUE (KG)								
	QTY. IMPERIAL (LB)		593,648	663,177	831,447	905,482	15		
	QUANT. IMPERIALE (LIV)								

SEE EXPLANATORY NOTES / VOIR NOTES EXPLICATIVES

## IMPORT DATA TRENDS - TENDANCES DES DONNEES SUR L'IMPORTATION

## SECTION 2 - FABRICATED MATERIALS, INEDIBLE

## SECTION 2 - MATIERES TRAVAILLEES, NON COMESTIBLES

CODE	COMMODITY MARCHANDISE	1982	1983	1984	AVE. ANNUAL GROWTH RATE (%) 1982-1985		MAJOR COUNTRY OF EXPORT - SHARE OF IMPORT MARKET (%) 1985	
					1985	ANNUEL MOYEN	PAYS EXPORTATEUR PRINCIPAL - PART DU MARCHE DES IMPORTATIONS	
38739-25	FABRIC, EXC TIRE FAB & BLTG.RBR CTD/DPD NYLON TISSU DE NYLON CAOUTC/TREMP, SAUF TOILE DE PNEU			(CONT-D) (SUITE)				
	VALUE (\$000) VALEUR (\$000)	2,810	2,985	3,962	4,264	15	UNITED STATES ETATS-UNIS	58
38760	FAB. COATED WITH STARCH OR OLEATES TISSUS ENDUITS D'AMIDON, D'OLEATES							
	QTY. METRIC (KG) QUANT. METRIQUE (KG)	238,640	143,558	122,014	185,931	-15		
	QTY. IMPERIAL (LB) QUANT. IMPERIALE (LIV)	658,393	316,492	268,997	409,910	-15		
	VALUE (\$000) VALEUR (\$000)	2,588	1,378	1,201	1,537	-16	UNITED STATES ETATS-UNIS	98
38766	SILICONE-COATED FABRICS TISSUS ENDUITS DE SILICONE							
	QTY. METRIC (KG) QUANT. METRIQUE (KG)	31,402	15,182	55,577	82,635	38		
	QTY. IMPERIAL (LB) QUANT. IMPERIALE (LIV)	69,229	33,471	122,527	182,181	38		
	VALUE (\$000) VALEUR (\$000)	244	146	546	780	47	UNITED STATES ETATS-UNIS	67
38779	BROAD COATED FABRICS N E S TISSUS LARGES, ENDUITS N D A							
	QTY. METRIC (KG) QUANT. METRIQUE (KG)	3,091,767	5,289,957	5,789,002	6,020,153	25		
	QTY. IMPERIAL (LB) QUANT. IMPERIALE (LIV)	6,816,214	11,662,420	12,762,632	13,272,234	25		
	VALUE (\$000) VALEUR (\$000)	26,720	59,631	68,303	80,143	44	UNITED STATES ETATS-UNIS	92
38791	FRICTION TAPE OF TEXTILE MATERIALS RUBAN DE FRICTION EN MAT. TEXTILES							
	QTY. METRIC (KG) QUANT. METRIQUE (KG)	170,561	112,456	113,716	136,568	-7		
	QTY. IMPERIAL (LB) QUANT. IMPERIALE (LIV)	376,024	247,924	250,703	301,083	-7		
	VALUE (\$000) VALEUR (\$000)	1,265	1,072	1,166	1,365	2	UNITED STATES ETATS-UNIS	96
38795	NARROW COATED FABRICS N E S TISSUS ETROITS ENDUITS N O A							
	QTY. METRIC (KG) QUANT. METRIQUE (KG)	788,039	726,067	1,038,427	971,187	7		
	QTY. IMPERIAL (LB) QUANT. IMPERIALE (LIV)	1,737,338	1,600,712	2,289,352	2,141,111	7		
	VALUE (\$000) VALEUR (\$000)	5,081	5,992	9,130	9,635	24	UNITED STATES ETATS-UNIS	91
38795-80	TAPE, ADHESIVE, TEXTILE TISSU POUR RUBAN ADHESIF							
	QTY. METRIC (KG) QUANT. METRIQUE (KG)	456,440	383,300	617,394	471,419	1		
	QTY. IMPERIAL (LB) QUANT. IMPERIALE (LIV)	1,006,283	845,036	1,361,128	1,039,307	1		

## IMPORT DATA TRENDS - TENDANCES DES DONNEES SUR L'IMPORTATION

## SECTION 2 - FABRICATED MATERIALS, INEDIBLE

## SECTION 2 - MATIERES TRAVAILLEES, NON COMESTIBLES

CODE	COMMODITY MARCHANDISE	1982	1983	1984	AVE. ANNUAL GROWTH RATE (%) 1982-1985 TAUX DE CROISSANCE 1985 ANNUEL MOYEN		MAJOR COUNTRY OF EXPORT - SHARE OF IMPORT MARKET (%) 1985 PAYS EXPORTATEUR PRINCIPAL - PART DU MARCHÉ DES IMPORTATIONS	
					1985	ANNUEL MOYEN		
38795-80	TAPE, ADHESIVE, TEXTILE TISSU POUR RUBAN ADHESIF			(CDNT-D) (SUITE)				
	VALUE (\$000) VALEUR (\$000)	2,574	2,580	4,451	4,246	18	UNITED STATES ETATS-UNIS	98
38902	HAT BRAIDS TEXTILE NOT OV 6 IN WIDE GALON A CHAPEAU TEXT. 6 PD OU MOINS							
	VALUE (\$000) VALEUR (\$000)	74	65	132	74	0	SWITZERLAND SUISSE	87
38911	HOODS, SHAPES, FUR OR WOOL-FUR FELT CLOCHES ET FORMES EN FEUTRE DE POIL							
	QTY. METRIC (DOZ) QUANT. METRIQUE (DOUZ)	29,455	51,578	68,523	58,406	25		
	QTY. IMPERIAL (DOZ) QUANT. IMPERIALE (DOUZ)	29,455	51,578	68,523	58,406	25		
	VALUE (\$000) VALEUR (\$000)	1,551	2,456	3,035	2,923	23	UNITED STATES ETATS-UNIS	65
38919	HOODS AND SHAPES, TEXTILE N E S CLOCHES ET FORMES, MAT. TEXTILE NDA							
	QTY. METRIC (DOZ) QUANT. METRIQUE (DOUZ)	15,181	31,428	31,181	18,900	7		
	QTY. IMPERIAL (DOZ) QUANT. IMPERIALE (DOUZ)	15,181	31,428	31,181	18,900	7		
	VALUE (\$000) VALEUR (\$000)	313	635	698	468	14	UNITED STATES ETATS-UNIS	30
38979	UNFINISHED APPAREL AND PARTS N E S VETEMENTS NON FINIS ET MORCEAUX NDA							
	VALUE (\$000) VALEUR (\$000)	10,552	13,856	13,736	9,368	-4	UNITED STATES ETATS-UNIS	62
38999	TEXTILE FABRICATED MATERIALS N E S OUVRAGES EN MATIERES TEXTILES N D A							
	VALUE (\$000) VALEUR (\$000)	9,478	12,069	14,513	15,509	18	UNITED STATES ETATS-UNIS	71
39110	WOOL GREASE AND LANOLIN SUINT ET LANOLINE							
	QTY. METRIC (TONNE) QUANT. METRIQUE (TONNE)	246	325	313	328	10		
	QTY. IMPERIAL (CWT) QUANT. IMPERIALE (QTL)	5,423	7,161	6,896	7,226	10		
	VALUE (\$000) VALEUR (\$000)	389	471	506	669	20	UNITED STATES ETATS-UNIS	50
39111	ANIMAL GREASE N E S GRAISSE ANIMALE N D A							
	QTY. METRIC (TONNE) QUANT. METRIQUE (TONNE)	1,626	2,298	2,575	1,508	-2		
	QTY. IMPERIAL (CWT) QUANT. IMPERIALE (QTL)	35,838	50,666	56,767	33,246	-2		
	VALUE (\$000) VALEUR (\$000)	1,211	1,403	1,835	1,047	-4	UNITED STATES ETATS-UNIS	95

## IMPORT DATA TRENDS - TENDANCES DES DONNEES SUR L'IMPORTATION

## SECTION 2 - FABRICATED MATERIALS, INEDIBLE

## SECTION 2 - MATIERES TRAVAILLEES, NON COMESTIBLES

CODE	COMMODITY MARCHANDISE	1982	1983	1984	AVE. ANNUAL GROWTH RATE (%) 1982-1985		MAJOR COUNTRY OF EXPORT - SHARE OF IMPORT MARKET (%) 1985	
					1985	ANNUEL MOYEN	PAYS EXPORTATEUR PRINCIPAL - PART DU MARCHE DES IMPORTATIONS	
39126	TALLOW SUIF							
	QTY. METRIC (TONNE) QUANT. METRIQUE (TONNE)	1,947	4,137	5,662	4,556	32		
	QTY. IMPERIAL (CWT) QUANT. IMPERIALE (QTL)	42,926	91,200	124,834	100,449	32		
	VALUE (\$000) VALEUR (\$000)	1,236	2,108	4,376	2,687	29	UNITED STATES ETATS-UNIS	100
39199	ANIMAL DILS AND FATS N E S HUILES ET MAT. GRASSES ANIMALES NDA							
	QTY. METRIC (TONNE) QUANT. METRIQUE (TONNE)	1,509	1,458	1,649	3,068	26		
	QTY. IMPERIAL (CWT) QUANT. IMPERIALE (QTL)	33,269	32,150	36,344	67,629	26		
	VALUE (\$000) VALEUR (\$000)	839	845	1,155	2,463	43	UNITED STATES ETATS-UNIS	99
39299	FISH AND MARINE ANIMAL OIL N E S HUILE DE POISSON ANIMAUX MARINS NDA							
	QTY. METRIC (TONNE) QUANT. METRIQUE (TONNE)	216	750	273	359	18		
	QTY. IMPERIAL (CWT) QUANT. IMPERIALE (QTL)	4,762	16,526	6,022	7,904	18		
	VALUE (\$000) VALEUR (\$000)	439	596	464	459	2	NORWAY NORVEGE	38
39320	CORN OIL HUILE DE MAIS							
	QTY. METRIC (TONNE) QUANT. METRIQUE (TONNE)	15,480	14,708	12,173	11,764	-9		
	QTY. IMPERIAL (CWT) QUANT. IMPERIALE (QTL)	341,271	324,242	268,356	259,341	-9		
	VALUE (\$000) VALEUR (\$000)	10,325	9,816	10,621	9,802	-2	UNITED STATES ETATS-UNIS	100
39320-20	OIL, CORN, CRUDE HUILE DE MAIS BRUTE							
	QTY. METRIC (KG) QUANT. METRIQUE (KG)	14,440,038	13,530,045	11,034,076	11,457,502	-7		
	QTY. IMPERIAL (CWT) QUANT. IMPERIALE (QTL)	318,350	298,288	243,261	252,596	-7		
	VALUE (\$000) VALEUR (\$000)	9,496	8,817	9,455	9,492	0	UNITED STATES ETATS-UNIS	100
39324	COTTONSEED OIL HUILE DE COTON							
	QTY. METRIC (TONNE) QUANT. METRIQUE (TONNE)	4,754	3,827	3,496	3,133	-13		
	QTY. IMPERIAL (CWT) QUANT. IMPERIALE (QTL)	104,810	84,373	77,078	69,079	-13		
	VALUE (\$000) VALEUR (\$000)	2,704	2,580	3,296	2,818	1	UNITED STATES ETATS-UNIS	99

## IMPRT DATA TRENDS - TENDANCES DES DONNEES SUR L'IMPORTATION

## SECTION 2 - FABRICATED MATERIALS, INEDIBLE

## SECTION 2 - MATIERES TRAVAILLEES, NON COMESTIBLES

CODE	COMMODITY MARCHANDISE	1982	1983	1984	AVE. ANNUAL GROWTH RATE (%) 1982-1985 TAUX DE CROISSANCE 1985 ANNUEL MOYEN		MAJOR COUNTRY OF EXPORT - SHARE OF IMPRT MARKET (%) 1985 PAYS EXPORTATEUR PRINCIPAL - PART DU MARCHE DES IMPORTATIONS	
					1985	ANNUEL MOYEN		
39344	PALM OIL HUILE DE PALME							
	QTY. METRIC (TONNE) QUANT. METRIQUE (TONNE)	16,047	18,754	13,302	26,018	17		
	QTY. IMPERIAL (CWT) QUANT. IMPERIALE (QTL)	353,774	413,440	293,264	573,595	17		
	VALUE (\$000) VALEUR (\$000)	8,571	10,159	11,165	19,148	30	MALAYSIA MALAISIE	97
39344-30	OIL, PALM, REFINED HUILE DE PALME RAFFINEE							
	QTY. METRIC (KG) QUANT. METRIQUE (KG)	14,281,689	18,069,393	13,233,851	25,983,586	22		
	QTY. IMPERIAL (CWT) QUANT. IMPERIALE (QTL)	314,859	398,364	291,758	572,843	22		
	VALUE (\$000) VALEUR (\$000)	7,581	9,744	11,101	19,106	36	MALAYSIA MALAISIE	97
39348	PALM KERNEL OIL HUILE DE PALMISTE							
	QTY. METRIC (TONNE) QUANT. METRIQUE (TONNE)	11,038	10,191	11,376	11,221	1		
	QTY. IMPERIAL (CWT) QUANT. IMPERIALE (QTL)	243,351	224,672	250,783	247,369	1		
	VALUE (\$000) VALEUR (\$000)	6,719	7,411	15,832	9,271	11	MALAYSIA MALAISIE	90
39348-20	OIL, PALM KERNEL, CRUDE HUILE DE PALMISTE BRUTE							
	QTY. METRIC (KG) QUANT. METRIQUE (KG)	10,608,835	9,919,696	10,565,563	10,877,270	1		
	QTY. IMPERIAL (CWT) QUANT. IMPERIALE (QTL)	233,886	218,693	232,932	239,804	1		
	VALUE (\$000) VALEUR (\$000)	5,934	6,958	14,085	8,606	13	MALAYSIA MALAISIE	97
39352	PEANUT OIL HUILE D'ARACHIDES							
	QTY. METRIC (TONNE) QUANT. METRIQUE (TONNE)	3,689	4,065	3,773	3,886	2		
	QTY. IMPERIAL (CWT) QUANT. IMPERIALE (QTL)	81,338	89,627	83,173	85,662	2		
	VALUE (\$000) VALEUR (\$000)	2,753	3,826	5,092	4,732	20	UNITED STATES ETATS-UNIS	66
39352-20	OIL, PEANUT, CRUDE HUILE D'ARACHIDE BRUTE							
	QTY. METRIC (KG) QUANT. METRIQUE (KG)	3,448,055	3,772,871	3,477,811	3,636,431	2		
	QTY. IMPERIAL (CWT) QUANT. IMPERIALE (QTL)	76,017	83,178	76,673	80,170	2		
	VALUE (\$000) VALEUR (\$000)	2,458	3,283	4,570	4,193	19	UNITED STATES ETATS-UNIS	64
39360	SOYA BEAN OIL HUILE DE SOYA							
	QTY. METRIC (TONNE) QUANT. METRIQUE (TONNE)	3,836	5,161	13,420	6,865	21		
	QTY. IMPERIAL (CWT) QUANT. IMPERIALE (QTL)	84,578	113,789	295,865	151,349	21		

SEE EXPLANATORY NOTES / VOIR NOTES EXPLICATIVES

## IMPORT DATA TRENDS - TENDANCES DES DONNEES SUR L'IMPORTATION

## SECTION 2 - FABRICATED MATERIALS, INEDIBLE

## SECTION 2 - MATIERES TRAVAILLEES, NON COMESTIBLES

CODE	COMMODITY MARCHANDISE	1982	1983	1984	AVE. ANNUAL GROWTH RATE (%) 1982-1985		MAJDR COUNTRY OF EXPORT - SHARE OF IMPRT MARKET (%) 1985	
					1985	ANNUEL MOYEN	PAYS EXPDRTATEUR PRINCIPAL - PART DU MARCHE DES IMPORTATIONS	
39360	SOYA BEAN OIL HUILE DE SOYA			(CONT-D) (SUITE)				
	VALUE (\$000) VALEUR (\$000)	2,381	3,669	11,636	6,101	36	UNITED STATES ETATS-UNIS	'00
39360-30	OIL, SOYA BEAN, REFINED HUILE DE SOJA RAFFINEE							
	QTY. METRIC (KG) QUANT. METRIQUE (KG)	2,134,232	3,380,062	4,479,836	5,267,087	35		
	QTY. IMPERIAL (CWT) QUANT. IMPERIALE (QTL)	47,052	74,518	98,764	116,120	35		
	VALUE (\$000) VALEUR (\$000)	1,514	2,527	4,763	4,926	48	UNITED STATES ETATS-UNIS	100
39364	SUNFLOWER SEED OIL HUILE DE GRAINE DE TOURNESOL							
	QTY. METRIC (TONNE) QUANT. METRIQUE (TONNE)	2,172	5,665	6,460	6,334	42		
	QTY. IMPERIAL (CWT) QUANT. IMPERIALE (QTL)	47,894	124,897	142,421	139,643	42		
	VALUE (\$000) VALEUR (\$000)	1,281	3,390	5,763	5,355	60	UNITED STATES ETATS-UNIS	99
39364-20	OIL, SUNFLOWER SEED, CRUDE HUILE DE TOURNESOL BRUTE							
	QTY. METRIC (KG) QUANT. METRIQUE (KG)	2,118,764	5,610,455	6,312,884	6,240,582	43		
	QTY. IMPERIAL (CWT) QUANT. IMPERIALE (QTL)	46,711	123,690	139,176	137,582	43		
	VALUE (\$000) VALEUR (\$000)	1,200	3,334	5,592	5,250	63	UNITED STATES ETATS-UNIS	99
39385	VEG COOKING FATS & PKGD SALAD OILS MAT. GRASSES VEG & HUILES A FRITURE							
	QTY. METRIC (TONNE) QUANT. METRIQUE (TONNE)	54	59	19	20	-28		
	QTY. IMPERIAL (CWT) QUANT. IMPERIALE (QTL)	1,198	1,292	424	432	-29		
	VALUE (\$000) VALEUR (\$000)	71	57	24	30	-25	UNITED STATES ETATS-UNIS	81
39399	VEGETABLE OILS AND FATS N E S HUILES ET MATIERES GRASSES VEG. NDA							
	QTY. METRIC (TONNE) QUANT. METRIQUE (TONNE)	4,540	4,869	6,654	7,045	16		
	QTY. IMPERIAL (CWT) QUANT. IMPERIALE (QTL)	100,094	107,347	146,685	155,410	16		
	VALUE (\$000) VALEUR (\$000)	9,412	8,665	11,242	13,313	12	UNITED STATES ETATS-UNIS	42
39405	BEE SWAX CIRE D'ABEILLES							
	QTY. METRIC (KG) QUANT. METRIQUE (KG)	35,243	27,932	25,952	28,513	-7		
	QTY. IMPERIAL (LB) QUANT. IMPERIALE (LIV)	77,699	61,579	57,214	62,861	-7		
	VALUE (\$000) VALEUR (\$000)	220	186	174	198	-3	UNITED STATES ETATS-UNIS	95

SEE EXPLANATORY NOTES / VOIR NOTES EXPLICATIVES



## IMPORT DATA TRENDS - TENDANCES DES DONNEES SUR L'IMPORTATION

## SECTION 2 - FABRICATED MATERIALS, INEDIBLE

## SECTION 2 - MATIERES TRAVAILLEES, NON COMESTIBLES

CODE	COMMODITY MARCHANDISE		1982	1983	1984	1985	AVE. ANNUAL GROWTH RATE (%) 1982-1985 TAUX DE CROISSANCE ANNUEL MOYEN		MAJOR COUNTRY OF EXPORT - SHARE OF IMPORT MARKET (%) 1985 PAYS EXPORTATEUR PRINCIPAL - PART DU MARCHE DES IMPORTATIONS	
39415	CARNAUBA WAX CIRE CARNAUBA									
	QTY. METRIC (KG)		114,070	142,495	148,196	141,115	7			
	QUANT. METRIQUE (KG)									
	QTY. IMPERIAL (LB)		251,483	314,150	326,719	311,108	7			
	QUANT. IMPERIALE (LIV)									
	VALUE (\$000)		338	373	385	369	3		UNITED STATES	64
	VALEUR (\$000)								ETATS-UNIS	
39449	WAXES, ANIMAL AND VEGETABLE N E S CIRES ANIMALES ET VEGETALES N D A									
	QTY. METRIC (KG)		593,646	478,293	260,908	335,464	-17			
	QUANT. METRIQUE (KG)									
	QTY. IMPERIAL (LB)		1,308,772	1,054,462	575,207	739,576	-17			
	QUANT. IMPERIALE (LIV)									
	VALUE (\$000)		880	880	668	729	-6		UNITED STATES	77
	VALEUR (\$000)								ETATS-UNIS	
39559	CHEMICALLY MODIFIED OILS FATS WAXES HUILES MAT. GRASSES MODIFIEES CHIM.									
	QTY. METRIC (KG)		4,414,213	5,452,413	8,359,302	5,944,031	10			
	QUANT. METRIQUE (KG)									
	QTY. IMPERIAL (LB)		9,731,725	12,020,575	18,429,202	13,104,413	10			
	QUANT. IMPERIALE (LIV)									
	VALUE (\$000)		5,886	7,516	13,228	10,957	21		UNITED STATES	85
	VALEUR (\$000)								ETATS-UNIS	
39559-20	OIL, SOYBEAN, CHEMICALLY MODIFIED HUILE DE SOJA TRAITEE CHIMIQUEMENT									
	QTY. METRIC (KG)		1,605,106	1,596,384	3,227,135	2,003,163	8			
	QUANT. METRIQUE (KG)									
	QTY. IMPERIAL (LB)		3,538,671	3,519,442	7,114,651	4,416,242	8			
	QUANT. IMPERIALE (LIV)									
	VALUE (\$000)		1,817	2,127	4,412	3,390	23		UNITED STATES	98
	VALEUR (\$000)								ETATS-UNIS	
39575	TALL OIL FATTY ACIDS ACIDE GRAS DE TALLOL									
	QTY. METRIC (KG)		3,317,657	3,683,077	3,650,946	3,164,202	-2			
	QUANT. METRIQUE (KG)									
	QTY. IMPERIAL (LB)		7,314,220	8,119,638	8,049,000	6,975,907	-2			
	QUANT. IMPERIALE (LIV)									
	VALUE (\$000)		1,808	2,017	2,649	3,171	20		UNITED STATES	99
	VALEUR (\$000)								ETATS-UNIS	
39599	MIXTURES AND DERIV. OF OILS ETC NES MELANGES & DERIVES D'HUILES ETC NDA									
	QTY. METRIC (KG)		15,159,152	17,695,873	22,167,047	20,341,264	10			
	QUANT. METRIQUE (KG)									
	QTY. IMPERIAL (LB)		33,420,383	39,012,926	48,870,226	44,845,045	10			
	QUANT. IMPERIALE (LIV)									
	VALUE (\$000)		22,239	24,928	32,343	26,698	6		UNITED STATES	97
	VALEUR (\$000)								ETATS-UNIS	
39599-39	MIXTURES, RESIDUES, DERIVATIVES OF OILS NES MELANGE, RESIDU, DERIVES D'HUILES NDA									
	QTY. METRIC (KG)		14,157,125	16,676,323	20,032,203	18,657,282	10			
	QUANT. METRIQUE (KG)									

## IMPORT DATA TRENDS - TENDANCES DES DONNEES SUR L'IMPORTATION

SECTION 2 - FABRICATED MATERIALS, INEDIBLE			SECTION 2 - MATIERES TRAVAILLEES, NDN COMESTIBLES						
CODE	COMMODITY MARCHANDISE		1982	1983	1984	AVE. ANNUAL GROWTH RATE (%) 1982-1985		MAJDR COUNTRY OF EXPORT - SHARE OF IMPORT MARKET (%) 1985	
						1985	ANNUEL MOYEN	Taux de Croissance	Pays Exportateur Principal - Part du Marché des Importations
39599-39	MIXTURES, RESIDUES, DERIVATIVES OF OILS NES MELANGE, RESIDU, DERIVES D'HUILES NDA				(CONT-D) (SUITE)				
	QTY. IMPERIAL (LB) QUANT. IMPERIALE (LIV)		31,211,281	36,765,191	44,163,678	41,132,480	10		
	VALUE (\$000) VALEUR (\$000)		21,124	24,022	30,389	25,181	6	UNITED STATES ETATS-UNIS	98
39610	CHESTNUT EXTRACT EXTRAIT DE CHATAIGNIER								
	QTY. METRIC (KG) QUANT. METRIQUE (KG)		44,235	134,448	109,689	146,314	48		
	QTY. IMPERIAL (LB) QUANT. IMPERIALE (LIV)		97,522	296,408	241,825	322,568	48		
	VALUE (\$000) VALEUR (\$000)		55	821	137	189	50	FRANCE FRANCE	75
39689	SYNTHETIC TANNING AGENTS N E S AGENTS TANNANTS SYNTHETIQUES N D A								
	QTY. METRIC (KG) QUANT. METRIQUE (KG)		1,648,092	2,277,764	1,899,434	2,853,965	20		
	QTY. IMPERIAL (LB) QUANT. IMPERIALE (LIV)		3,633,439	5,021,636	4,187,556	6,291,949	20		
	VALUE (\$000) VALEUR (\$000)		1,761	2,854	2,171	2,900	18	GERMANY WEST ALLEMAGNE, O.	40
39699	NATURAL TANNING & DYE EXTRACTS NES EXTRAITS NAT. TANNAGE, TEINTURE NDA								
	QTY. METRIC (KG) QUANT. METRIQUE (KG)		505,090	540,318	614,649	582,312	5		
	QTY. IMPERIAL (LB) QUANT. IMPERIALE (LIV)		1,113,539	1,191,204	1,355,076	1,283,786	5		
	VALUE (\$000) VALEUR (\$000)		779	787	873	779	0	UNITED STATES ETATS-UNIS	75
39716	LEMON AND ORANGE OIL HUILE DE CITRON ET D'ORANGE								
	QTY. METRIC (KG) QUANT. METRIQUE (KG)		232,190	237,350	317,093	359,979	16		
	QTY. IMPERIAL (LB) QUANT. IMPERIALE (LIV)		511,895	523,269	699,075	793,622	16		
	VALUE (\$000) VALEUR (\$000)		2,217	1,805	2,983	2,920	10	UNITED STATES ETATS-UNIS	74
39720	PEPPERMINT OIL HUILE DE MENTHE POIVREE								
	QTY. METRIC (KG) QUANT. METRIQUE (KG)		48,662	54,168	52,981	49,293	0		
	QTY. IMPERIAL (LB) QUANT. IMPERIALE (LIV)		107,283	119,420	116,803	108,672	0		
	VALUE (\$000) VALEUR (\$000)		1,732	1,985	2,108	2,101	6	UNITED STATES ETATS-UNIS	96
39725	SPEARMINT OIL HUILE DE MENTHE VERTE								
	QTY. METRIC (KG) QUANT. METRIQUE (KG)		25,471	24,589	26,546	24,117	-2		

SEE EXPLANATORY NOTES / VOIR NOTES EXPLICATIVES

## IMPORT DATA TRENDS - TENDANCES DES DONNEES SUR L'IMPORTATION

## SECTION 2 - FABRICATED MATERIALS, INEDIBLE

## SECTION 2 - MATIERES TRAVAILLEES, NON COMESTIBLES

CODE	COMMODITY MARCHANDISE	1982	1983	1984	AVE. ANNUAL GROWTH RATE (%) 1982-1985 TAUX DE CROISSANCE ANNUEL MOYEN		MAJOR COUNTRY OF EXPORT - SHARE OF IMPORT MARKET (%) 1985 PAYS EXPORTATEUR PRINCIPAL - PART DU MARCHE DES IMPORTATIONS	
					1985	1985		
39725	SPEARMINT OIL HUILE DE MENTHE VERTE			(CDNT-D) (SUITE)				
	QTY. IMPERIAL (LB) QUANT. IMPERIALE (LIV)	56,155	54,210	58,525	53,169	-2		
	VALUE (\$000) VALEUR (\$000)	988	1,140	1,294	1,212	7	UNITED STATES ETATS-UNIS	100
39739	ESSENTIAL OILS N E S HUILES ESSENTIELLES N D A							
	QTY. METRIC (KG) QUANT. METRIQUE (KG)	654,261	1,118,926	777,914	796,748	7		
	QTY. IMPERIAL (LB) QUANT. IMPERIALE (LIV)	1,442,407	2,466,822	1,715,016	1,756,537	7		
	VALUE (\$000) VALEUR (\$000)	12,639	14,216	16,094	15,455	7	UNITED STATES ETATS-UNIS	80
39749	BLENDS OF ESSENTIAL OILS MELANGES D'HUILES ESSENTIELLES							
	QTY. METRIC (KG) QUANT. METRIQUE (KG)	1,101,468	1,120,980	1,103,332	1,105,977	0		
	QTY. IMPERIAL (LB) QUANT. IMPERIALE (LIV)	2,428,334	2,471,351	2,432,444	2,438,274	0		
	VALUE (\$000) VALEUR (\$000)	19,580	23,153	23,418	22,451	5	UNITED STATES ETATS-UNIS	89
39905	ROSIN COLOPHANE							
	QTY. METRIC (KG) QUANT. METRIQUE (KG)	3,477,666	4,572,925	5,490,190	5,210,033	14		
	QTY. IMPERIAL (LB) QUANT. IMPERIALE (LIV)	7,666,982	10,081,627	12,103,861	11,486,217	14		
	VALUE (\$000) VALEUR (\$000)	3,533	3,499	3,663	3,489	0	UNITED STATES ETATS-UNIS	76
39908	ROSIN SIZING APPRET DE COLOPHANE							
	QTY. METRIC (KG) QUANT. METRIQUE (KG)	3,438,954	3,150,735	2,121,123	3,073,033	-4		
	QTY. IMPERIAL (LB) QUANT. IMPERIALE (LIV)	7,581,636	6,946,218	4,676,300	6,774,914	-4		
	VALUE (\$000) VALEUR (\$000)	2,761	2,180	1,585	2,516	-3	UNITED STATES ETATS-UNIS	100
39910	ROSIN OILS, SPIRITS AND ACIDS NES HUILES ET ESSENCES DE COLOPHANE NDA							
	QTY. METRIC (KG) QUANT. METRIQUE (KG)	1,700,315	1,660,217	1,919,707	1,610,524	-2		
	QTY. IMPERIAL (LB) QUANT. IMPERIALE (LIV)	3,748,573	3,660,170	4,232,251	3,550,617	-2		
	VALUE (\$000) VALEUR (\$000)	1,831	1,751	2,031	1,678	-3	UNITED STATES ETATS-UNIS	100
39915	TALL OIL AND TALL OIL PITCH HUILE DITE TALLOL, POIX DE TALLOL							
	QTY. METRIC (KG) QUANT. METRIQUE (KG)	4,233,247	2,749,201	834,660	1,628,357	-27		

SEE EXPLANATORY NOTES / VOIR NOTES EXPLICATIVES

## IMPORT DATA TRENDS - TENDANCES DES DONNEES SUR L'IMPORTATION

## SECTION 2 - FABRICATED MATERIALS, INEDIBLE

## SECTION 2 - MATIERES TRAVAILLEES, NON COMESTIBLES

CODE	COMMODITY MARCHANDISE	1982	1983	1984	AVE. ANNUAL GROWTH RATE (%) 1982-1985 TAUX DE CROISSANCE 1985 ANNUEL MOYEN	MAJOR COUNTRY OF EXPORT - SHARE OF IMPORT MARKET (%) 1985 PAYS EXPORTATEUR PRINCIPAL - PART OU MARCHE DES IMPORTATIONS		
39915	TALL OIL AND TALL OIL PITCH HUILE DITE TALLOL. POIX DE TALLOL			(CONT-D) (SUITE)				
	QTY. IMPERIAL (LB) QUANT. IMPERIALE (LIV)	9,332,760	6,060,983	1,840,121	3,589,932	-27		
	VALUE (\$000) VALEUR (\$000)	733	330	307	427	-16	UNITED STATES ETATS-UNIS	100
39920	TURPENTINE TEREBENTHINE							
	QTY. METRIC (KG) QUANT. METRIQUE (KG)	545,500	387,145	526,781	585,805	2		
	QTY. IMPERIAL (LB) QUANT. IMPERIALE (LIV)	1,202,627	853,514	1,161,359	1,291,486	2		
	VALUE (\$000) VALEUR (\$000)	294	253	303	396	10	UNITED STATES ETATS-UNIS	91
39935	PINE OIL, PINE TAR AND PINE PITCH HUILE, GOUDRON ET POIX, DE PIN							
	QTY. METRIC (KG) QUANT. METRIQUE (KG)	1,889,006	1,770,452	1,717,360	1,571,372	-6		
	QTY. IMPERIAL (LB) QUANT. IMPERIALE (LIV)	4,164,568	3,903,200	3,786,150	3,464,301	-6		
	VALUE (\$000) VALEUR (\$000)	1,903	1,931	1,945	1,818	-2	UNITED STATES ETATS-UNIS	91
39945	LYES FROM WOOD PULP MANUFACTURING LESSIVES TIREES DE LA PATE DE BOIS							
	QTY. METRIC (KG) QUANT. METRIQUE (KG)	43,198,589	62,678,108	62,654,472	103,007,329	33		
	QTY. IMPERIAL (LB) QUANT. IMPERIALE (LIV)	95,237,085	138,182,296	138,130,187	227,093,474	33		
	VALUE (\$000) VALEUR (\$000)	2,313	3,290	3,106	3,569	15	UNITED STATES ETATS-UNIS	99
39999	GUM, WOOD & VEGETABLE EXTRACTS NES EXTRAITS DE GOMME BOIS VEGETAUX NDA							
	QTY. METRIC (KG) QUANT. METRIQUE (KG)	4,191,490	4,262,865	4,248,799	4,943,518	6		
	QTY. IMPERIAL (LB) QUANT. IMPERIALE (LIV)	9,240,702	9,398,058	9,367,048	10,898,648	6		
	VALUE (\$000) VALEUR (\$000)	11,191	10,578	12,225	13,467	6	UNITED STATES ETATS-UNIS	85
39999-69	VEGETABLE EXTRACTS NES EXTRAITS DE LEGUMES NDA							
	QTY. METRIC (KG) QUANT. METRIQUE (KG)	680,487	506,021	570,607	745,855	3		
	QTY. IMPERIAL (LB) QUANT. IMPERIALE (LIV)	1,500,225	1,115,592	1,257,979	1,644,337	3		
	VALUE (\$000) VALEUR (\$000)	3,521	2,596	3,747	4,339	7	UNITED STATES ETATS-UNIS	92
40003	CHLORINE CHLORE							
	QTY. METRIC (TONNE) QUANT. METRIQUE (TONNE)	21,439	42,351	32,848	37,141	20		

SEE EXPLANATORY NOTES / VOIR NOTES EXPLICATIVES

## IMPORT DATA TRENDS - TENDANCES DES DONNEES SUR L'IMPORTATION

## SECTION 2 - FABRICATED MATERIALS, INEDIBLE

## SECTION 2 - MATIERES TRAVAILLEES, NON COMESTIBLES

CODE	COMMODITY MARCHANDISE	1982	1983	1984	AVE. ANNUAL GROWTH RATE (%) 1982-1985 TAUX DE CROISSANCE ANNUEL MOYEN		MAJOR COUNTRY OF EXPORT - SHARE OF IMPORT MARKET (%) 1985 PAYS EXPORTATEUR PRINCIPAL - PART DU MARCHE DES IMPORTATIONS		
					1985	ANNUEL MOYEN			
40Q03	CHLORINE CHLORE			(CONT-0) (SUITE)					
	QTY. IMPERIAL (CWT) QUANT. IMPERIALE (QTL)	472,638	933,659	724,168	818,812	20			
	VALUE (\$000) VALEUR (\$000)	3,034	6,614	6,108	7,071	32	UNITED STATES ETATS-UNIS	100	
40Q08	IOOINE IODE								
	QTY. METRIC (TONNE) QUANT. METRIQUE (TONNE)	112	192	275	427	55			
	QTY. IMPERIAL (CWT) QUANT. IMPERIALE (QTL)	2,465	4,232	6,061	9,409	56			
	VALUE (\$000) VALEUR (\$000)	1,786	2,771	3,735	6,614	54	JAPAN JAPON	86	
40Q25	CARBON, LAMP & ANTHRACENE BLACK NOIRE OE CARBONE, FUMEE, ANTHRACENE								
	QTY. METRIC (TONNE) QUANT. METRIQUE (TONNE)	7,505	8,183	11,034	7,647	1			
	QTY. IMPERIAL (CWT) QUANT. IMPERIALE (QTL)	165,456	180,408	243,258	168,584	1			
	VALUE (\$000) VALEUR (\$000)	7,060	8,596	11,911	9,734	11	UNITED STATES ETATS-UNIS	93	
40025-20	CARBON BLACK NOIR OE CARBONE								
	QTY. METRIC (KG) QUANT. METRIQUE (KG)	7,432,299	8,102,614	10,987,356	7,591,282	1			
	QTY. IMPERIAL (CWT) QUANT. IMPERIALE (QTL)	163,855	178,633	242,231	167,360	1			
	VALUE (\$000) VALEUR (\$000)	6,984	8,449	11,841	9,621	11	UNITED STATES ETATS-UNIS	93	
40Q49	NON-METAL CHEMICAL ELEMENTS NES ELEMENT CHIMIQUE NON-METALLIQUE NOA								
	QTY. METRIC (TONNE) QUANT. METRIQUE (TONNE)	26,846	24,846	25,712	29,441	3			
	QTY. IMPERIAL (CWT) QUANT. IMPERIALE (QTL)	591,834	547,762	566,854	649,056	3			
	VALUE (\$000) VALEUR (\$000)	9,778	9,422	11,517	12,966	10	UNITED STATES ETATS-UNIS	93	
40049-29	RARE GAS ELEMENTS NES ELEMENTS OE GAZ RARES NOA								
	QTY. METRIC (KG) QUANT. METRIQUE (KG)	1,308,426	493,869	771,239	427,690	-31			
	QTY. IMPERIAL (CWT) QUANT. IMPERIALE (QTL)	28,846	10,888	17,003	9,429	-31			
	VALUE (\$000) VALEUR (\$000)	2,083	2,455	2,826	3,731	21	UNITED STATES ETATS-UNIS	100	
40Q51	SDDIUM METAL SOOIIUM, METAL								
	QTY. METRIC (TONNE) QUANT. METRIQUE (TONNE)	7,860	7,688	7,857	6,697	-5			
	QTY. IMPERIAL (CWT) QUANT. IMPERIALE (QTL)	173,273	169,498	173,221	147,637	-5			

SEE EXPLANATORY NOTES / VOIR NOTES EXPLICATIVES

## IMPORT DATA TRENDS - TENDANCES DES DONNEES SUR L'IMPORTATION

## SECTION 2 - FABRICATED MATERIALS, INEDIBLE

## SECTION 2 - MATIERES TRAVAILLEES, NON COMESTIBLES

CODE	COMMODITY MARCHANDISE	1982	1983	1984	AVE. ANNUAL GROWTH RATE (%) 1982-1985 TAUX DE CROISSANCE 1985 ANNUEL MOYEN		MAJOR COUNTRY OF EXPORT - SHARE OF IMPORT MARKET (%) 1985 PAYS EXPORTATEUR PRINCIPAL - PART DU MARCHE DES IMPORTATIONS	
40051	SODIUM METAL SODIUM, METAL			(CONT-D) (SUITE)				
	VALUE (\$000) VALEUR (\$000)	12,401	12,542	14,034	11.756	-2	UNITED STATES ETATS-UNIS	100
40081	MERCURY MERCURE							
	QTY. METRIC (TONNE) QUANT. METRIQUE (TONNE)	52	74	74	41	-7		
	QTY. IMPERIAL (CWT) QUANT. IMPERIALE (QTL)	1,139	1,629	1,637	895	-7		
	VALUE (\$000) VALEUR (\$000)	657	837	839	499	-9	UNITED STATES ETATS-UNIS	55
40099	CHEMICAL ELEMENTS N E S ELEMENTS CHIMIQUES N D A							
	QTY. METRIC (TONNE) QUANT. METRIQUE (TONNE)	483	335	238	286	-16		
	QTY. IMPERIAL (CWT) QUANT. IMPERIALE (QTL)	10,651	7,382	5,250	6,299	-16		
	VALUE (\$000) VALEUR (\$000)	1,248	1,270	1,371	1,179	-2	UNITED STATES ETATS-UNIS	73
40115	SULPHURIC ACID, INCLUDING OLEUM ACIDE SULFURIQUE, Y COMPRIS OLEUM							
	QTY. METRIC (TONNE) QUANT. METRIQUE (TONNE)	192,498	126,574	28,330	17,307	-55		
	QTY. IMPERIAL (CWT) QUANT. IMPERIALE (QTL)	4,243,783	2,790,432	624,560	381,539	-55		
	VALUE (\$000) VALEUR (\$000)	9,066	8,952	2,732	2,076	-38	UNITED STATES ETATS-UNIS	100
40131	BORIC ACID AND BORIC OXIDE ACIDE BORIQUE ET OXYDE DE BORE							
	QTY. METRIC (TONNE) QUANT. METRIQUE (TONNE)	7,139	4,773	6,689	4,803	-12		
	QTY. IMPERIAL (CWT) QUANT. IMPERIALE (QTL)	157,394	105,230	147,464	105,884	-12		
	VALUE (\$000) VALEUR (\$000)	5,262	3,382	5,086	3,823	-10	UNITED STATES ETATS-UNIS	93
40131-20	BORIC ACID ACIDE BORIQUE							
	QTY. METRIC (KG) QUANT. METRIQUE (KG)	7,130,752	4,752,217	6,680,927	4,783,333	-12		
	QTY. IMPERIAL (CWT) QUANT. IMPERIALE (QTL)	157,207	104,769	147,290	105,455	-12		
	VALUE (\$000) VALEUR (\$000)	5,235	3,341	5,033	3,756	-10	UNITED STATES ETATS-UNIS	94
40162	SILICA (INCLUDING SILICA GEL) SILICE (Y COMPRIS GEL DE SILICE)							
	QTY. METRIC (TONNE) QUANT. METRIQUE (TONNE)	8,661	9,621	9,400	8,962	1		
	QTY. IMPERIAL (CWT) QUANT. IMPERIALE (QTL)	190,933	212,113	207,242	197,565	1		

SEE EXPLANATORY NOTES / VOIR NOTES EXPLICATIVES

## IMPORT DATA TRENDS - TENDANCES DES DONNEES SUR L'IMPORTATION

## SECTION 2 - FABRICATED MATERIALS, INEDIBLE

## SECTION 2 - MATIERES TRAVAILLEES, NON COMESTIBLES

CODE	COMMODITY MARCHANDISE	1982	1983	1984	AVE. ANNUAL GROWTH RATE (%) 1982-1985 TAUX DE CROISSANCE 1985 ANNUEL MOYEN		MAJOR COUNTRY OF EXPORT - SHARE OF IMPORT MARKET (%) 1985 PAYS EXPORTATEUR PRINCIPAL - PART DU MARCHE DES IMPORTATIONS	
40162	SILICA (INCLUDING SILICA GEL) SILICE (Y COMPRIS GEL DE SILICE)			(CONT-D) (SUITE)				
	VALUE (\$000) VALEUR (\$000)	13,291	16,192	17,364	16,338	7	UNITED STATES ETATS-UNIS	76
40162-20	SILICA GEL, COLLOIDAL GEL DE SILICE COLLOIDAL							
	QTY. METRIC (KG) QUANT. METRIQUE (KG)	715,357	919,382	1,118,462	1,504,649	28		
	QTY. IMPERIAL (CWT) QUANT. IMPERIALE (QTL)	15,771	20,269	24,658	33,172	28		
	VALUE (\$000) VALEUR (\$000)	2,580	2,972	4,146	5,171	26	UNITED STATES ETATS-UNIS	67
40162-30	SILICA GEL, HYDRATED GEL DE SILICE HYDRATE							
	QTY. METRIC (KG) QUANT. METRIQUE (KG)	4,034,003	4,491,040	4,008,466	3,157,712	-8		
	QTY. IMPERIAL (CWT) QUANT. IMPERIALE (QTL)	88,935	99,011	88,372	69,616	-8		
	VALUE (\$000) VALEUR (\$000)	3,794	5,006	4,998	3,664	-1	UNITED STATES ETATS-UNIS	96
40199	INORGANIC ACIDS & OXYGEN COMPS NES ACIDES INORG. & COMP. D'OXYGENE NDA							
	QTY. METRIC (TONNE) QUANT. METRIQUE (TONNE)	64,193	69,577	81,530	107,321	18		
	QTY. IMPERIAL (CWT) QUANT. IMPERIALE (QTL)	1,415,189	1,401,606	1,797,402	2,365,985	18		
	VALUE (\$000) VALEUR (\$000)	19,517	17,958	24,516	32,839	19	UNITED STATES ETATS-UNIS	91
40199-41	ORTHOPHOSPHORIC ACID ACIDE ORTHOPHOSPHORIQUE							
	QTY. METRIC (KG) QUANT. METRIQUE (KG)	17,835,930	1,279,804	4,428,172	21,596,735	6		
	QTY. IMPERIAL (CWT) QUANT. IMPERIALE (QTL)	393,217	28,215	97,625	476,129	6		
	VALUE (\$000) VALEUR (\$000)	6,154	613	2,021	7,524	7	UNITED STATES ETATS-UNIS	96
40199-43	POLYPHOSPHORIC ACID ACIDE POLYPHOSPHORIQUE							
	QTY. METRIC (KG) QUANT. METRIQUE (KG)	8,695,456	18,061,954	26,501,994	38,718,125	64		
	QTY. IMPERIAL (CWT) QUANT. IMPERIALE (QTL)	191,703	398,200	584,272	853,593	64		
	VALUE (\$000) VALEUR (\$000)	3,315	6,553	9,870	14,373	62	UNITED STATES ETATS-UNIS	98
40199-49	INORGANIC ACIDS OF NON METAL NES ACIDES INORGANIQUE D'ELEMENTS NON METAL NDA							
	QTY. METRIC (KG) QUANT. METRIQUE (KG)	3,985,741	7,540,117	10,946,624	8,449,248	28		
	QTY. IMPERIAL (CWT) QUANT. IMPERIALE (QTL)	87,871	166,232	241,333	186,275	28		
	VALUE (\$000) VALEUR (\$000)	2,246	3,704	4,571	3,707	18	UNITED STATES ETATS-UNIS	75
40202	AMMONIA AMMONIAQUE							
	QTY. METRIC (TDNNE) QUANT. METRIQUE (TDNNE)	32,603	41,193	19,947	31,794	-1		

SEE EXPLANATORY NOTES / VOIR NOTES EXPLICATIVES

## IMPORT DATA TRENDS - TENDANCES DES DONNEES SUR L'IMPORTATION

## SECTION 2 - FABRICATED MATERIALS, INEDIBLE

## SECTION 2 - MATIERES TRAVAILLEES, NON COMESTIBLES

CODE	COMMODITY MARCHANDISE	1982	1983	1984	AVE. ANNUAL GROWTH RATE (%) 1982-1985 TAUX DE CROISSANCE 1985 ANNUEL MOYEN		MAJOR COUNTRY OF EXPORT - SHARE OF IMPORT MARKET (%) 1985 PAYS EXPORTATEUR PRINCIPAL - PART DU MARCHE DES IMPORTATIONS	
					1985	ANNUEL MOYEN		
40202	AMMONIA AMMONIAQUE			(CONT-D) (SUITE)				
	QTY. IMPERIAL (CWT) QUANT. IMPERIALE (QTL)	718,771	908,125	439,743	700,916	-1		
	VALUE (\$000) VALEUR (\$000)	9,503	11,620	6,355	9,134	-1	UNITED STATES ETATS-UNIS	100
40202-20	AMMONIA, ANHYDROUS, LIQUID AMMONIAQUE ANHYDRE-SOLUTION							
	QTY. METRIC (KG) QUANT. METRIQUE (KG)	32,080,243	40,507,628	19,279,026	31,235,432	-1		
	QTY. IMPERIAL (CWT) QUANT. IMPERIALE (QTL)	707,252	893,045	425,032	688,627	-1		
	VALUE (\$000) VALEUR (\$000)	9,393	11,328	6,148	8,990	-1	UNITED STATES ETATS-UNIS	100
40205	SODIUM HYDROXIDE, LIQUID HYDROXYDE DE SODIUM, EN SOLUTION							
	QTY. METRIC (TONNE) QUANT. METRIQUE (TONNE)	168,709	99,255	208,872	203,444	6		
	QTY. IMPERIAL (CWT) QUANT. IMPERIALE (QTL)	3,719,337	2,188,168	4,604,769	4,485,096	6		
	VALUE (\$000) VALEUR (\$000)	34,815	21,344	33,011	30,637	-4	UNITED STATES ETATS-UNIS	89
40205	SODIUM HYDROXIDE, DRY HYDROXYDE DE SODIUM, A L'ETAT SEC							
	QTY. METRIC (TONNE) QUANT. METRIQUE (TONNE)	3,978	4,950	8,304	9,348	33		
	QTY. IMPERIAL (CWT) QUANT. IMPERIALE (QTL)	87,692	109,121	183,065	206,080	33		
	VALUE (\$000) VALEUR (\$000)	2,157	2,583	3,435	3,792	21	UNITED STATES ETATS-UNIS	71
40209	POTASSIUM HYDROXIDE HYDROXYDE DE POTASSIUM							
	QTY. METRIC (TONNE) QUANT. METRIQUE (TONNE)	3,407	2,936	2,936	2,619	-8		
	QTY. IMPERIAL (CWT) QUANT. IMPERIALE (QTL)	75,105	64,732	64,736	57,744	-8		
	VALUE (\$000) VALEUR (\$000)	1,776	1,990	2,089	1,777	0	UNITED STATES ETATS-UNIS	70
40212	SODIUM AND POTASSIUM PEROXIDES PEROXYDES DE SODIUM ET DE POTASSIUM							
	QTY. METRIC (TONNE) QUANT. METRIQUE (TONNE)	7	13	48	44	83		
	QTY. IMPERIAL (CWT) QUANT. IMPERIALE (QTL)	160	294	1,052	978	82		
	VALUE (\$000) VALEUR (\$000)	4	40	50	56	138	GERMANY WEST ALLEMAGNE, D.	50
40219	STRONTIUM BARIUM & MAGNESIUM OXIDES OXYDES, STRONTIUM BARYUM MAGNESIUM							
	QTY. METRIC (TONNE) QUANT. METRIQUE (TONNE)	19,099	14,945	25,295	16,516	-5		

SEE EXPLANATORY NOTES / VOIR NOTES EXPLICATIVES



## IMPORT DATA TRENDS - TENDANCES DES DONNEES SUR L'IMPORTATION

## SECTION 2 - FABRICATED MATERIALS, INEDIBLE

## SECTION 2 - MATIERES TRAVAILLEES, NON COMESTIBLES

CODE	COMMODITY MARCHANDISE	1982	1983	1984	AVE. ANNUAL GROWTH RATE (%) 1982-1985		MAJOR COUNTRY OF EXPORT - SHARE OF IMPORT MARKET (%) 1985	
					1985	ANNUAL MOYEN	PAYS EXPORTATEUR PRINCIPAL - PART DU MARCHE DES IMPORTATIONS	
40219	STRONTIUM BARIUM & MAGNESIUM OXIDES OXYDES, STRONTIUM BARYUM MAGNESIUM			(CONT-D) (SUITE)				
	QTY. IMPERIAL (CWT) QUANT. IMPERIALE (QTL)	421,058	329,477	557,659	364,100	-5		
	VALUE (\$000) VALEUR (\$000)	6,060	5,239	8,216	6,570	3	UNITED STATES ETATS-UNIS	72
40219-30	MAGNESIUM OXIDE OXYDE DE MAGNESIUM							
	QTY. METRIC (KG) QUANT. METRIQUE (KG)	3,577,827	3,040,958	8,175,279	6,110,674	19		
	QTY. IMPERIAL (CWT) QUANT. IMPERIALE (QTL)	78,878	67,042	180,235	134,718	19		
	VALUE (\$000) VALEUR (\$000)	3,090	2,654	4,506	4,326	12	UNITED STATES ETATS-UNIS	69
40221	ZINC OXIDE AND PEROXIDE OXYDE ET PEROXYDE DE ZINC							
	QTY. METRIC (TONNE) QUANT. METRIQUE (TONNE)	1,366	1,257	1,350	1,303	-2		
	QTY. IMPERIAL (CWT) QUANT. IMPERIALE (QTL)	30,119	27,720	29,751	28,728	-2		
	VALUE (\$000) VALEUR (\$000)	1,604	1,313	1,479	1,565	-1	UNITED STATES ETATS-UNIS	86
40232	CHROMIUM OXIDES AND HYDROXIDES OXYDES ET HYDROXYDES DE CHROME							
	QTY. METRIC (TONNE) QUANT. METRIQUE (TONNE)	1,161	1,718	2,097	2,005	20		
	QTY. IMPERIAL (CWT) QUANT. IMPERIALE (QTL)	25,595	37,885	46,222	44,207	20		
	VALUE (\$000) VALEUR (\$000)	3,303	4,700	5,794	5,173	16	UNITED STATES ETATS-UNIS	55
40232-20	CHROMIUM OXIDES OXYDE DE CHROME							
	QTY. METRIC (KG) QUANT. METRIQUE (KG)	1,159,739	1,888,262	2,090,868	2,005,185	20		
	QTY. IMPERIAL (CWT) QUANT. IMPERIALE (QTL)	25,568	37,220	46,096	44,207	20		
	VALUE (\$000) VALEUR (\$000)	3,299	4,599	5,777	5,173	16	UNITED STATES ETATS-UNIS	55
40240	IRON OXIDES, NATURAL OR SYNTHETIC OXYDES DE FER, NATURELS OU SYNTH.							
	QTY. METRIC (TONNE) QUANT. METRIQUE (TONNE)	6,181	6,436	7,762	7,754	8		
	QTY. IMPERIAL (CWT) QUANT. IMPERIALE (QTL)	136,270	141,883	171,109	170,937	8		
	VALUE (\$000) VALEUR (\$000)	5,469	6,425	7,298	7,717	12	UNITED STATES ETATS-UNIS	80
40248	TITANIUM DIOXIDE, PURE BIOXYDE DE TITANE PUR							
	QTY. METRIC (TONNE) QUANT. METRIQUE (TONNE)	5,737	12,969	16,188	12,702	30		
	QTY. IMPERIAL (CWT) QUANT. IMPERIALE (QTL)	126,475	285,922	356,868	280,025	30		

SEE EXPLANATORY NOTES / VOIR NOTES EXPLICATIVES

## IMPORT DATA TRENDS - TENDANCES DES DONNÉES SUR L'IMPORTATION

## SECTION 2 - FABRICATED MATERIALS, INEDIBLE

## SECTION 2 - MATIÈRES TRAVAILLÉES, NON COMESTIBLES

CODE	COMMODITY MARCHANDISE	1982	1983	1984	AVE. ANNUAL GROWTH RATE (%) 1982-1985 TAUX DE CROISSANCE 1985 ANNUEL MOYEN		MAJOR COUNTRY OF EXPORT - SHARE OF IMPORT MARKET (%) 1985 PAYS EXPORTATEUR PRINCIPAL - PART DU MARCHÉ DES IMPORTATIONS	
					1985	ANNUEL MOYEN		
40248	TITANIUM DIOXIDE, PURE BIOXYDE DE TITANE PUR			(CONT-D) (SUITE)				
	VALUE (\$000) VALEUR (\$000)	9,892	21,185	26,921	18,703	23	GERMANY WEST ALLEMAGNE, D.	40
40257	LEAD OXIDE, DIOXIDE AND TETROXIDE OXYDE, BIOXYDE, TETROXYDE DE PLOMB							
	QTY. METRIC (TONNE) QUANT. METRIQUE (TONNE)	840	1,410	1,223	2,068	35		
	QTY. IMPERIAL (CWT) QUANT. IMPERIALE (QTL)	18,524	31,074	26,972	45,589	35		
	VALUE (\$000) VALEUR (\$000)	938	1,419	1,381	1,920	27	UNITED STATES ETATS-UNIS	85
40261	ANTIMONY OXIDES OXYDES D'ANTIMOINE							
	QTY. METRIC (TONNE) QUANT. METRIQUE (TONNE)	780	1,002	1,143	1,189	15		
	QTY. IMPERIAL (CWT) QUANT. IMPERIALE (QTL)	17,188	22,066	25,201	26,206	15		
	VALUE (\$000) VALEUR (\$000)	3,112	3,570	4,811	5,641	22	UNITED KINGDOM ROYAUME-UNI	51
40281	COPPER OXIDES AND HYDROXIDES OXYDES ET HYDROXYDES DE CUIVRE							
	QTY. METRIC (TONNE) QUANT. METRIQUE (TONNE)	288	201	234	271	-2		
	QTY. IMPERIAL (CWT) QUANT. IMPERIALE (QTL)	6,342	4,433	5,164	5,974	-2		
	VALUE (\$000) VALEUR (\$000)	767	543	577	759	0	UNITED STATES ETATS-UNIS	66
40287	MOLYBDENUM OXIDES AND HYDROXIDES OXYDES ET HYDROXYDES DE MOLYBDENE							
	QTY. METRIC (TONNE) QUANT. METRIQUE (TONNE)	193	141	238	187	-1		
	QTY. IMPERIAL (CWT) QUANT. IMPERIALE (QTL)	4,252	3,114	5,244	4,133	-1		
	VALUE (\$000) VALEUR (\$000)	2,740	1,486	2,428	1,878	-12	UNITED STATES ETATS-UNIS	89
40299	INORG. BASES & METALLIC OXIDES NES BASES INORG. OXYDES METALLIQUES NOA							
	QTY. METRIC (TONNE) QUANT. METRIQUE (TONNE)	10,238	11,870	14,318	12,641	7		
	QTY. IMPERIAL (CWT) QUANT. IMPERIALE (QTL)	225,706	261,691	315,659	278,691	7		
	VALUE (\$000) VALEUR (\$000)	19,562	22,609	26,704	20,768	2	UNITED STATES ETATS-UNIS	41
40299-21	ALUMINUM HYDROXIDE HYDROXYDE D'ALUMINIUM							
	QTY. METRIC (KG) QUANT. METRIQUE (KG)	3,903,822	4,145,223	5,467,755	5,834,619	14		
	QTY. IMPERIAL (CWT) QUANT. IMPERIALE (QTL)	86,065	91,387	120,544	128,632	14		

SEE EXPLANATORY NOTES / VOIR NOTES EXPLICATIVES

## IMPORT DATA TRENDS - TENDANCES DES DONNEES SUR L'IMPORTATION

## SECTION 2 - FABRICATED MATERIALS, INEDIBLE

## SECTION 2 - MATIERES TRAVAILLEES, NON COMESTIBLES

CODE	COMMODITY MARCHANDISE	1982	1983	1984	AVE. ANNUAL GROWTH RATE (%) 1982-1985 TAUX DE CROISSANCE ANNUEL MOYEN		MAJOR COUNTRY OF EXPORT - SHARE OF IMPORT MARKET (%) 1985 PAYS EXPORTATEUR PRINCIPAL - PART DU MARCHE DES IMPORTATIONS	
					1985	ANNUEL MOYEN		
40299-21	ALUMINUM HYDROXIDE HYDROXYDE D'ALUMINIUM			(CONT-D) (SUITE)				
	VALUE (\$000) VALEUR (\$000)	3,191	2,937	4,521	4,308	10	UNITED STATES ETATS-UNIS	90
40299-47	MANGANESE PEROXIDE AND DIOXIDE PEROXYDE ET BIOXYDE DE MANGANESE							
	QTY. METRIC (KG) QUANT. METRIQUE (KG)	2,137,452	3,181,072	4,001,299	2,740,772	8		
	QTY. IMPERIAL (CWT) QUANT. IMPERIALE (QTL)	47,123	70,131	88,214	60,424	8		
	VALUE (\$000) VALEUR (\$000)	2,596	4,303	5,749	3,835	14	JAPAN JAPON	55
40299-60	VANADIUM OXIDES, HYDROXIDES AND PEROXIDES OXYDE, HYDROXYDE ET PEROXYDE DE VANADIUM							
	QTY. METRIC (KG) QUANT. METRIQUE (KG)	1,040,808	1,555,950	1,911,111	1,129,938	3		
	QTY. IMPERIAL (CWT) QUANT. IMPERIALE (QTL)	22,946	34,303	42,133	24,911	3		
	VALUE (\$000) VALEUR (\$000)	7,498	7,802	11,523	7,508	0	SOUTH AFRICA AFRIQUE DU SUD	50
40319	FLUORIDES AND OTHER FLUORINE SALTS FLUORURES ET AUTRES FLUOSELS							
	QTY. METRIC (TONNE) QUANT. METRIQUE (TONNE)	7,712	13,627	27,163	29,397	55		
	QTY. IMPERIAL (CWT) QUANT. IMPERIALE (QTL)	170,028	300,418	598,838	648,088	55		
	VALUE (\$000) VALEUR (\$000)	6,432	11,068	20,306	25,318	57	UNITED STATES ETATS-UNIS	53
40319-30	SODIUM FLUORALUMINATE /SYNTHETIC CRYOLITE/ FLUORALUMINATE DE SODIUM (CRYOLITHE SYNTHETIQUE)							
	QTY. METRIC (KG) QUANT. METRIQUE (KG)	3,901,554	5,102,797	16,554,856	9,391,173	34		
	QTY. IMPERIAL (CWT) QUANT. IMPERIALE (QTL)	86,015	112,498	364,974	207,041	34		
	VALUE (\$000) VALEUR (\$000)	2,937	3,714	10,635	7,701	37	UNITED STATES ETATS-UNIS	87
40322	CALCIUM CHLORIDE CHLORURE DE CALCIUM							
	QTY. METRIC (TONNE) QUANT. METRIQUE (TONNE)	12,846	16,505	19,017	21,976	19		
	QTY. IMPERIAL (CWT) QUANT. IMPERIALE (QTL)	283,199	363,864	419,254	484,489	19		
	VALUE (\$000) VALEUR (\$000)	2,403	3,043	3,708	4,392	22	UNITED STATES ETATS-UNIS	96
40322-20	CALCIUM CHLORIDE, DRY CHLORURE DE CALCIUM, A L'ETAT SEC							
	QTY. METRIC (KG) QUANT. METRIQUE (KG)	9,095,886	10,258,210	14,788,622	16,150,571	21		
	QTY. IMPERIAL (CWT) QUANT. IMPERIALE (QTL)	200,531	226,156	326,035	356,061	21		
	VALUE (\$000) VALEUR (\$000)	2,098	2,430	3,305	3,796	22	UNITED STATES ETATS-UNIS	95

## IMPORT DATA TRENDS - TENDANCES DES DONNEES SUR L'IMPORTATION

## SECTION 2 - FABRICATED MATERIALS, INEDIBLE

## SECTION 2 - MATIERES TRAVAILLEES, NON COMESTIBLES

CODE	COMMODITY MARCHANDISE	1982	1983	1984	AVE. ANNUAL GROWTH RATE (%) 1982-1985 TAUX DE CROISSANCE ANNUEL MOYEN		MAJOR COUNTRY OF EXPORT - SHARE OF IMPORT MARKET (%) 1985 PAYS EXPORTATEUR PRINCIPAL - PART DU MARCHE DES IMPORTATIONS	
					1985	ANNUEL MOYEN		
40336	CHLORIDES AND OXYCHLORIDES N E S CHLORURES ET OXYCHLORURES N D A							
	QTY. METRIC (TONNE) QUANT. METRIQUE (TONNE)	8,159	11,120	19,377	26,115	47		
	QTY. IMPERIAL (CWT) QUANT. IMPERIALE (QTL)	179,868	245,160	427,190	575,725	47		
	VALUE (\$000) VALEUR (\$000)	7,289	8,509	13,414	12,838	21	UNITED STATES ETATS-UNIS	60
40336-25	ALUMINUM CHLORHYDRATE CHLORYDRATE D'ALUMINIUM							
	QTY. METRIC (KG) QUANT. METRIQUE (KG)	483,618	861,141	4,988,991	5,048,048	117		
	QTY. IMPERIAL (CWT) QUANT. IMPERIALE (QTL)	10,662	18,985	109,989	111,291	117		
	VALUE (\$000) VALEUR (\$000)	398	740	3,783	3,317	101	UNITED STATES ETATS-UNIS	99
40338	CALCIUM HYPOCHLORITE HYPOCHLORITE DE CALCIUM							
	QTY. METRIC (TONNE) QUANT. METRIQUE (TONNE)	3,523	3,644	3,502	2,226	-14		
	QTY. IMPERIAL (CWT) QUANT. IMPERIALE (QTL)	77,671	80,344	77,200	49,067	-14		
	VALUE (\$000) VALEUR (\$000)	8,451	7,301	5,493	4,140	-21	JAPAN JAPON	62
40339	CHLORITES AND HYPOCHLORITES N E S CHLORITES ET HYPOCHLORITES N D A							
	QTY. METRIC (TONNE) QUANT. METRIQUE (TONNE)	1,113	1,244	1,625	1,337	6		
	QTY. IMPERIAL (CWT) QUANT. IMPERIALE (QTL)	24,544	27,436	35,825	29,471	6		
	VALUE (\$000) VALEUR (\$000)	786	1,082	1,462	1,152	14	GERMANY WEST ALLEMAGNE, O.	50
40345	CHLORATES AND PERCHLORATES CHLORATES ET PERCHLORATES							
	QTY. METRIC (TONNE) QUANT. METRIQUE (TONNE)	2,056	2,399	2,667	2,533	7		
	QTY. IMPERIAL (CWT) QUANT. IMPERIALE (QTL)	45,321	52,891	58,795	55,841	7		
	VALUE (\$000) VALEUR (\$000)	1,609	1,666	1,608	1,789	4	UNITED STATES ETATS-UNIS	81
40354	SODIUM SULPHIDE AND TETRASULPHIDE SOLFURE DE SODIUM & TETRASOLFURE							
	QTY. METRIC (TONNE) QUANT. METRIQUE (TONNE)	678	749	751	500	-9		
	QTY. IMPERIAL (CWT) QUANT. IMPERIALE (QTL)	14,953	16,507	16,564	11,024	-9		
	VALUE (\$000) VALEUR (\$000)	229	293	317	187	-6	UNITED STATES ETATS-UNIS	56

## IMPORT DATA TRENDS - TENDANCES DES DONNEES SUR L'IMPORTATION

## SECTION 2 - FABRICATED MATERIALS, INEDIBLE

## SECTION 2 - MATIERES TRAVAILLEES, NON COMESTIBLES

CODE	COMMODITY MARCHANDISE	1982	1983	1984	AVE. ANNUAL GROWTH RATE (%) 1982-1985 TAUX DE CROISSANCE ANNUEL MOYEN		MAJOR COUNTRY OF EXPORT - SHARE OF IMPORT MARKET (%) 1985 PAYS EXPORTATEUR PRINCIPAL - PART DU MARCHE DES IMPORTATIONS	
					1985	ANNUEL MOYEN		
40355	SODIUM HYDROSULPHIDE HYDROSULFATE DE SODIUM							
	QTY. METRIC (TONNE) QUANT. METRIQUE (TONNE)	1,131	4,434	991	380	-30		
	QTY. IMPERIAL (CWT) QUANT. IMPERIALE (QTL)	24,938	97,755	21,844	8,386	-30		
	VALUE (\$000) VALEUR (\$000)	459	1,352	387	188	-25	UNITED STATES ETATS-UNIS	64
40356	DITHIONITES AND SULPHDXYLATES HYDROSULFITES ET SULFOXYLATES							
	QTY. METRIC (TONNE) QUANT. METRIQUE (TONNE)	7,007	9,374	9,960	9,600	11		
	QTY. IMPERIAL (CWT) QUANT. IMPERIALE (QTL)	154,479	206,666	219,570	211,651	11		
	VALUE (\$000) VALEUR (\$000)	9,670	12,775	14,867	11,982	7	UNITED STATES ETATS-UNIS	83
40356-20	SODIUM HYDROSULPHITE HYDROSULFITE DE SODIUM							
	QTY. METRIC (KG) QUANT. METRIQUE (KG)	6,848,438	9,233,596	9,837,641	9,470,324	11		
	QTY. IMPERIAL (CWT) QUANT. IMPERIALE (QTL)	150,983	203,567	216,884	208,786	11		
	VALUE (\$000) VALEUR (\$000)	9,371	12,485	14,604	11,708	8	UNITED STATES ETATS-UNIS	84
40358	SODIUM SULPHITE SULFITE DE SODIUM							
	QTY. METRIC (TONNE) QUANT. METRIQUE (TONNE)	5,806	7,008	4,593	3,728	-14		
	QTY. IMPERIAL (CWT) QUANT. IMPERIALE (QTL)	127,998	154,499	101,248	82,193	-14		
	VALUE (\$000) VALEUR (\$000)	1,641	2,041	1,446	1,159	-11	UNITED STATES ETATS-UNIS	61
40359	SULPHITES AND THIOSULPHATES N E S SULFITES ET THIOSULFATES N D A							
	QTY. METRIC (TONNE) QUANT. METRIQUE (TONNE)	4,090	4,854	6,631	5,860	13		
	QTY. IMPERIAL (CWT) QUANT. IMPERIALE (QTL)	90,159	107,019	146,187	129,181	13		
	VALUE (\$000) VALEUR (\$000)	1,333	1,728	2,570	2,018	15	UNITED STATES ETATS-UNIS	79
40362	SODIUM SULPHATE SULFATE DE SODIUM, SEL DE GLAUBER							
	QTY. METRIC (TONNE) QUANT. METRIQUE (TONNE)	17,293	22,479	20,562	33,426	24		
	QTY. IMPERIAL (CWT) QUANT. IMPERIALE (QTL)	381,229	495,577	453,300	736,910	24		
	VALUE (\$000) VALEUR (\$000)	1,341	1,761	1,424	2,101	16	UNITED KINGDOM ROYAUME-UNI	88

## IMPORT DATA TRENDS - TENDANCES DES DONNEES SUR L'IMPORTATION

SECTION 2 - FABRICATED MATERIALS, INEDIBLE				SECTION 2 - MATIERES TRAVAILLEES, NON COMESTIBLES					
CODE	COMMODITY MARCHANDISE	1982	1983	1984	1985	AVE. ANNUAL GRDTH RATE (%) 1982-1985 TAUX DE CROISSANCE ANNUEL MOYEN	MAJOR COUNTRY OF EXPORT - SHARE OF IMPORT MARKET (%) 1985 PAYS EXPORTATEUR PRINCIPAL - PART DU MARCHE DES IMPORTATIONS		
40365	SODIUM BISULPHATE BISULFATE DE SODIUM								
	QTY. METRIC (TONNE) QUANT. METRIQUE (TONNE)	4,212	4,483	4,017	4,929	5			
	QTY. IMPERIAL (CWT) QUANT. IMPERIALE (QTL)	92,859	98,822	88,554	108,672	5			
	VALUE (\$000) VALEUR (\$000)	429	730	706	808	23	UNITED KINGDOM ROYAUME-UNI	65	
40371	ZINC SULPHATE SULFATE DE ZINC								
	QTY. METRIC (TONNE) QUANT. METRIQUE (TONNE)	1,966	1,687	2,296	1,591	-7			
	QTY. IMPERIAL (CWT) QUANT. IMPERIALE (QTL)	43,342	37,191	50,621	35,081	-7			
	VALUE (\$000) VALEUR (\$000)	827	771	1,199	951	5	UNITED STATES ETATS-UNIS	70	
40373	ALUMINUM SULPHATE SULFATE D'ALUMINIUM								
	QTY. METRIC (TONNE) QUANT. METRIQUE (TONNE)	1,987	2,816	2,052	6,594	48			
	QTY. IMPERIAL (CWT) QUANT. IMPERIALE (QTL)	43,810	62,074	45,248	144,054	48			
	VALUE (\$000) VALEUR (\$000)	232	305	296	591	36	UNITED STATES ETATS-UNIS	95	
40379	COPPER SULPHATE SULFATE DE CUIVRE								
	QTY. METRIC (TONNE) QUANT. METRIQUE (TONNE)	4,537	873	2,645	1,382	-33			
	QTY. IMPERIAL (CWT) QUANT. IMPERIALE (QTL)	100,013	15,251	58,313	30,475	-33			
	VALUE (\$000) VALEUR (\$000)	2,751	638	1,751	1,102	-26	BELGIUM-LUXEMB BELGIQUE-LUX.	45	
40380	CHROMIUM SULPHATES, INCLUDING BASIC SULFATES DE CHROME Y COMPRIS BASIQU								
	QTY. METRIC (TONNE) QUANT. METRIQUE (TONNE)	1,110	1,081	774	984	-4			
	QTY. IMPERIAL (CWT) QUANT. IMPERIALE (QTL)	24,458	23,837	17,064	21,250	-4			
	VALUE (\$000) VALEUR (\$000)	1,114	1,010	683	787	-11	UNITED KINGDOM ROYAUME-UNI	67	
40384	SULPHATES AND PERSULPHATES N E S SULFATES ET PERSULFATES N D A								
	QTY. METRIC (TONNE) QUANT. METRIQUE (TONNE)	12,439	26,570	15,210	18,677	14			
	QTY. IMPERIAL (CWT) QUANT. IMPERIALE (QTL)	274,225	585,750	335,322	411,751	14			
	VALUE (\$000) VALEUR (\$000)	5,466	6,945	6,481	8,028	14	UNITED STATES ETATS-UNIS	46	

## IMPORT DATA TRENDS - TENDANCES DES DONNEES SUR L'IMPORTATION

## SECTION 2 - FABRICATED MATERIALS, INEDIBLE

## SECTION 2 - MATIERES TRAVAILLEES, NON COMESTIBLES

CODE	COMMODITY MARCHANDISE	1982	1983	1984	AVE. ANNUAL GROWTH RATE (%) 1982-1985 TAUX DE CROISSANCE ANNUEL MOYEN		MAJOR COUNTRY OF EXPORT - SHARE OF IMPORT MARKET (%) 1985 PAYS EXPORTATEUR PRINCIPAL - PART DU MARCHE DES IMPORTATIONS		
					1985	ANNUEL MOYEN			
40388	POTASSIUM NITRATE NITRATE DE POTASSIUM								
	QTY. METRIC (TONNE) QUANT. METRIQUE (TONNE)	2,445	4,342	3,386	4,507	22			
	QTY. IMPERIAL (CWT) QUANT. IMPERIALE (QTL)	53,896	95,728	74,643	99,355	22			
	VALUE (\$000) VALEUR (\$000)	1,096	1,869	1,754	2,237	27	UNITED STATES ETATS-UNIS	68	
40391	NITRITES AND NITRATES N E S NITRITES ET NITRATES N D A								
	QTY. METRIC (TONNE) QUANT. METRIQUE (TONNE)	20,387	19,451	12,307	16,539	-7			
	QTY. IMPERIAL (CWT) QUANT. IMPERIALE (QTL)	449,453	428,822	271,324	364,617	-7			
	VALUE (\$000) VALEUR (\$000)	5,492	5,927	4,746	6,171	4	UNITED STATES ETATS-UNIS	65	
40391-32	SODIUM NITRATE, 16.3% NITROGEN AND OVER NITRATE DE SODIUM, PLUS 16.3% D'AZOTE								
	QTY. METRIC (KG) QUANT. METRIQUE (KG)	10,115,012	10,036,858	5,386,608	9,634,751	-2			
	QTY. IMPERIAL (CWT) QUANT. IMPERIALE (QTL)	222,999	221,276	118,755	212,411	-2			
	VALUE (\$000) VALEUR (\$000)	2,450	2,617	1,745	3,206	9	UNITED STATES ETATS-UNIS	70	
40395	SODIUM PHOSPHATE, TRIBASIC PHOSPHATE TRISODIQUE								
	QTY. METRIC (TONNE) QUANT. METRIQUE (TONNE)	636	1,012	968	974	15			
	QTY. IMPERIAL (CWT) QUANT. IMPERIALE (QTL)	14,024	22,315	21,343	21,468	15			
	VALUE (\$000) VALEUR (\$000)	357	719	549	424	5	UNITED STATES ETATS-UNIS	52	
40399	SODIUM PHOSPHATES N E S PHOSPHATES DE SODIUM N D A								
	QTY. METRIC (TONNE) QUANT. METRIQUE (TONNE)	3,387	4,463	5,883	6,266	23			
	QTY. IMPERIAL (CWT) QUANT. IMPERIALE (QTL)	74,663	98,387	129,690	138,132	23			
	VALUE (\$000) VALEUR (\$000)	3,472	5,398	7,038	6,824	25	UNITED STATES ETATS-UNIS	53	
40399-22	SODIUM TRIPOLYPHOSPHATE TRIPOLYPHOSPHATE DE SODIUM								
	QTY. METRIC (KG) QUANT. METRIQUE (KG)	1,546,288	2,061,929	2,819,969	3,861,140	35			
	QTY. IMPERIAL (CWT) QUANT. IMPERIALE (QTL)	34,090	45,458	62,170	85,124	35			
	VALUE (\$000) VALEUR (\$000)	1,563	2,222	2,950	3,540	31	UNITED STATES ETATS-UNIS	29	
40401	POTASSIUM PHOSPHATES PHOSPHATES DE POTASSE								
	QTY. METRIC (TONNE) QUANT. METRIQUE (TONNE)	1,492	1,728	1,953	2,074	11			

## IMPORT DATA TRENDS - TENDANCES DES DONNEES SUR L'IMPORTATION

## SECTION 2 - FABRICATED MATERIALS, INEDIBLE

## SECTION 2 - MATIERES TRAVAILLEES, NON COMESTIBLES

CODE	COMMODITY MARCHANDISE	1982	1983	1984	AVE. ANNUAL GROWTH RATE (%) 1982-1985 TAUX DE CROISSANCE 1985 ANNUEL MOYEN		MAJOR COUNTRY OF EXPORT - SHARE OF IMPORT MARKET (%) 1985 PAYS EXPORTATEUR PRINCIPAL - PART DU MARCHÉ DES IMPORTATIONS	
40401	POTASSIUM PHOSPHATES PHOSPHATES DE POTASSE			(CONT-D) (SUITE)				
	QTY. IMPERIAL (CWT) QUANT. IMPERIALE (QTL)	32,901	38,105	43,060	45,733	11		
	VALUE (\$000) VALEUR (\$000)	1,566	2,190	2,644	2,456	16	UNITED STATES ETATS-UNIS	77
40406	CALCIUM PHOSPHATES PHOSPHATES DE CALCIUM							
	QTY. METRIC (TONNE) QUANT. METRIQUE (TONNE)	18,268	33,180	54,681	93,783	72		
	QTY. IMPERIAL (CWT) QUANT. IMPERIALE (QTL)	402,743	731,481	1,205,500	2,067,529	72		
	VALUE (\$000) VALEUR (\$000)	9,954	16,692	23,553	34,219	50	UNITED STATES ETATS-UNIS	99
40406-20	CALCIUM MONO-PHOSPHATE PHOSPHATE MONOCALCIQUE							
	QTY. METRIC (KG) QUANT. METRIQUE (KG)	6,304,085	11,761,815	16,403,765	15,512,687	35		
	QTY. IMPERIAL (CWT) QUANT. IMPERIALE (QTL)	138,982	259,305	361,643	341,998	35		
	VALUE (\$000) VALEUR (\$000)	3,100	5,210	7,322	5,937	24	UNITED STATES ETATS-UNIS	100
40406-30	DICALCIUM PHOSPHATE PHOSPHATE BICALCIQUE							
	QTY. METRIC (KG) QUANT. METRIQUE (KG)	5,527,493	10,567,332	13,918,636	11,648,418	28		
	QTY. IMPERIAL (CWT) QUANT. IMPERIALE (QTL)	121,861	232,971	306,855	256,805	28		
	VALUE (\$000) VALEUR (\$000)	3,505	6,435	7,098	5,400	15	UNITED STATES ETATS-UNIS	96
40416	SODIUM CARBONATE INCLUDING SAL SODA CARBONATE DE SODIUM ET SEL DE SODIUM							
	QTY. METRIC (TONNE) QUANT. METRIQUE (TONNE)	121,958	126,047	131,882	142,781	5		
	QTY. IMPERIAL (CWT) QUANT. IMPERIALE (QTL)	2,688,659	2,778,608	2,907,454	3,147,731	5		
	VALUE (\$000) VALEUR (\$000)	14,960	14,373	13,242	14,552	-1	UNITED STATES ETATS-UNIS	100
40416-20	SODIUM CARBONATE, ANHYDRUS CARBONATE DE SODIUM, ANHYDRE							
	QTY. METRIC (KG) QUANT. METRIQUE (KG)	121,669,938	125,852,265	131,655,631	142,160,685	5		
	QTY. IMPERIAL (CWT) QUANT. IMPERIALE (QTL)	2,682,377	2,774,582	2,902,525	3,134,123	5		
	VALUE (\$000) VALEUR (\$000)	14,840	14,319	13,200	14,445	-1	UNITED STATES ETATS-UNIS	100
40417	SODIUM BICARBONATE BICARBONATE DE SODIUM							
	QTY. METRIC (TONNE) QUANT. METRIQUE (TONNE)	16,168	18,800	18,734	18,275	4		
	QTY. IMPERIAL (CWT) QUANT. IMPERIALE (QTL)	356,439	414,455	413,002	402,885	4		
	VALUE (\$000) VALEUR (\$000)	6,329	6,974	6,936	6,540	1	UNITED STATES ETATS-UNIS	93

SEE EXPLANATORY NOTES / VOIR NOTES EXPLICATIVES



## IMPORT DATA TRENDS - TENDANCES DES DONNEES SUR L'IMPORTATION

## SECTION 2 - FABRICATED MATERIALS, INEDIBLE

## SECTION 2 - MATIERES TRAVAILLEES, NDN COMESTIBLES

CODE	COMMODITY MARCHANDISE	1982	1983	1984	AVE. ANNUAL GROWTH RATE (%) 1982-1985 TAUX DE CROISSANCE 1985 ANNUEL MOYEN		MAJOR COUNTRY OF EXPORT - SHARE OF IMPORT MARKET (%) 1985 PAYS EXPORTATEUR PRINCIPAL - PART DU MARCHE DES IMPORTATIONS	
40419	SODIUM SESQUICARBONATE SESQUICARBONATE DE SODIUM							
	QTY. METRIC (TONNE) QUANT. METRIQUE (TONNE)	8,155	5,153	4,137	3,521	-24		
	QTY. IMPERIAL (CWT) QUANT. IMPERIALE (QTL)	179,785	113,600	91,202	77,613	-24		
	VALUE (\$000) VALEUR (\$000)	889	1,055	911	791	-4	UNITED STATES ETATS-UNIS	100
40421	POTASSIUM CARBONATE CARBONATE DE POTASSE							
	QTY. METRIC (TONNE) QUANT. METRIQUE (TONNE)	1,113	1,555	1,757	1,170	2		
	QTY. IMPERIAL (CWT) QUANT. IMPERIALE (QTL)	24,536	34,273	38,733	25,784	2		
	VALUE (\$000) VALEUR (\$000)	728	904	1,063	738	0	UNITED STATES ETATS-UNIS	43
40427	BARIUM CARBONATE CARBONATE DE BARYUM							
	QTY. METRIC (TONNE) QUANT. METRIQUE (TONNE)	2,500	3,699	4,182	2,967	6		
	QTY. IMPERIAL (CWT) QUANT. IMPERIALE (QTL)	55,106	81,553	92,205	65,419	6		
	VALUE (\$000) VALEUR (\$000)	824	1,253	1,341	1,166	12	GERMANY WEST ALLEMAGNE, O.	49
40437	CARBONATES AND PERCARBONATES N E S CARBONATES ET PERCARBONATES N D A							
	QTY. METRIC (TONNE) QUANT. METRIQUE (TONNE)	3,671	4,904	5,549	7,941	29		
	QTY. IMPERIAL (CWT) QUANT. IMPERIALE (QTL)	80,921	108,121	122,338	175,065	29		
	VALUE (\$000) VALEUR (\$000)	5,075	7,537	7,856	10,704	28	UNITED STATES ETATS-UNIS	83
40437-26	LITHIUM CARBONATE CARBONATE DE LITHIUM							
	QTY. METRIC (KG) QUANT. METRIQUE (KG)	778,905	1,219,205	1,153,343	1,374,877	21		
	QTY. IMPERIAL (CWT) QUANT. IMPERIALE (QTL)	17,172	26,879	25,427	30,311	21		
	VALUE (\$000) VALEUR (\$000)	2,935	4,930	5,146	6,552	30	UNITED STATES ETATS-UNIS	94
40441	SODIUM CYANIDE CYANURE DE SODIUM							
	QTY. METRIC (TONNE) QUANT. METRIQUE (TONNE)	7,078	6,067	8,183	7,486	2		
	QTY. IMPERIAL (CWT) QUANT. IMPERIALE (QTL)	156,035	133,745	180,394	165,035	2		
	VALUE (\$000) VALEUR (\$000)	9,918	8,815	11,611	9,732	-1	UNITED STATES ETATS-UNIS	54

## IMPORT DATA TRENDS - TENDANCES DES DONNEES SUR L'IMPORTATION

## SECTION 2 - FABRICATED MATERIALS, INEDIBLE

## SECTION 2 - MATIERES TRAVAILLEES, NON COMESTIBLES

CODE	COMMODITY MARCHANDISE	1982	1983	1984	AVE. ANNUAL GROWTH RATE (%) 1982-1985 TAUX DE CROISSANCE 1985 ANNUEL MOYEN		MAJOR COUNTRY OF EXPORT - SHARE OF IMPORT MARKET (%) 1985 PAYS EXPORTATEUR PRINCIPAL - PART DU MARCHE DES IMPORTATIONS	
					1985	1985		
40449	CYANIDES AND COMPLEX CYANURES ET CYANURES COMPLEXES NOA							
	QTY. METRIC (TONNE) QUANT. METRIQUE (TONNE)	547	747	876	716	9		
	QTY. IMPERIAL (CWT) QUANT. IMPERIALE (QTL)	12,049	16,461	19,306	15,776	9		
	VALUE (\$000) VALEUR (\$000)	892	1,326	1,428	1,211	11	GERMANY WEST ALLEMAGNE, O.	28
40450	SODIUM SILICATES, INCL. SOLUTIONS SILICATES DE SODIUM ET SOLUTIONS							
	QTY. METRIC (TONNE) QUANT. METRIQUE (TONNE)	3,231	3,162	2,691	2,929	-3		
	QTY. IMPERIAL (CWT) QUANT. IMPERIALE (QTL)	71,227	69,708	59,333	64,571	-3		
	VALUE (\$000) VALEUR (\$000)	1,463	1,386	1,335	1,551	2	UNITED STATES ETATS-UNIS	72
40456	POTASSIUM SILICATES SILICATES DE POTASSE							
	QTY. METRIC (TONNE) QUANT. METRIQUE (TONNE)	686	813	684	831	6		
	QTY. IMPERIAL (CWT) QUANT. IMPERIALE (QTL)	15,116	17,916	15,069	18,313	6		
	VALUE (\$000) VALEUR (\$000)	617	621	561	648	2	UNITED STATES ETATS-UNIS	100
40457	SILICATES N E S SILICATES N O A							
	QTY. METRIC (TONNE) QUANT. METRIQUE (TONNE)	1,708	1,499	1,242	1,733	0		
	QTY. IMPERIAL (CWT) QUANT. IMPERIALE (QTL)	37,661	33,049	27,390	38,205	0		
	VALUE (\$000) VALEUR (\$000)	1,580	1,235	1,036	1,403	-4	UNITED STATES ETATS-UNIS	84
40458	SODIUM BORATE BORATE DE SODIUM							
	QTY. METRIC (TONNE) QUANT. METRIQUE (TONNE)	43,957	42,053	49,303	47,851	3		
	QTY. IMPERIAL (CWT) QUANT. IMPERIALE (QTL)	969,076	927,089	1,086,931	1,054,911	3		
	VALUE (\$000) VALEUR (\$000)	12,130	11,608	14,381	15,499	8	UNITED STATES ETATS-UNIS	100
40466	SODIUM BICHROMATE BICHROMATE DE SODIUM							
	QTY. METRIC (TONNE) QUANT. METRIQUE (TONNE)	5,319	6,427	6,162	4,743	-4		
	QTY. IMPERIAL (CWT) QUANT. IMPERIALE (QTL)	117,253	141,685	135,839	104,565	-4		
	VALUE (\$000) VALEUR (\$000)	5,686	6,557	5,994	3,945	-12	UNITED KINGDOM ROYAUME-UNI	54

## IMPORT DATA TRENDS - TENDANCES DES DONNEES SUR L'IMPORTATION

## SECTION 2 - FABRICATED MATERIALS, INEDIBLE

## SECTION 2 - MATIERES TRAVAILLEES, NON COMESTIBLES

CODE	COMMODITY MARCHANDISE	1982	1983	1984	1985	AVE. ANNUAL GROWTH RATE (%) 1982-1985	MAJOR COUNTRY OF EXPORT - SHARE OF IMPORT MARKET (%) 1985
						TAUX DE CROISSANCE ANNUEL MOYEN	PAYS EXPORTATEUR PRINCIPAL - PART DU MARCHE DES IMPORTATIONS
40479	SALTS OF METALLIC ACIDS NES SELS D'ACIDES METALLIQUES NDA						
	QTY. METRIC (TONNE) QUANT. METRIQUE (TONNE)	1,324	1,742	1,885	1,929	13	
	QTY. IMPERIAL (CWT) QUANT. IMPERIALE (QTL)	29,179	38,400	41,551	42,535	13	
	VALUE (\$000) VALEUR (\$000)	3,271	3,942	4,867	4,384	10	UNITED STATES ETATS-UNIS 76
40499	METALLIC SALTS OF INORG. ACIDS NES SELS METALLIQUES D'ACIDES INORG NDA						
	QTY. METRIC (TONNE) QUANT. METRIQUE (TONNE)	6,071	7,219	7,287	6,242	1	
	QTY. IMPERIAL (CWT) QUANT. IMPERIALE (QTL)	133,832	159,152	160,643	137,611	1	
	VALUE (\$000) VALEUR (\$000)	7,336	10,179	12,882	9,368	8	UNITED STATES ETATS-UNIS 86
40509	HALOGEN SULPHUR COMPD OF NON-METALS HALOGENES & SULFURES DE METALLOIDES						
	VALUE (\$000) VALEUR (\$000)	4,136	4,090	4,849	4,559	3	UNITED STATES ETATS-UNIS 71
40521	RADIUM AND RADIUM COMPOUNDS RADIUM ET COMPOSES DE RADIUM						
	QTY. METRIC (TONNE) QUANT. METRIQUE (TONNE)	1	5	0	0	-100	
	QTY. IMPERIAL (CWT) QUANT. IMPERIALE (QTL)	24	103	3	1	-65	
	VALUE (\$000) VALEUR (\$000)	34	13	9	8	-39	SWITZERLAND SUISSE 88
40532	RADIOACTIVE ELEMENTS & ISOTOPES NES ELEMENTS & ISOTOPES RADIOACTIFS NDA						
	VALUE (\$000) VALEUR (\$000)	17,344	14,579	14,569	27,736	17	UNITED STATES ETATS-UNIS 53
40532-20	DEUTERIUM OXIDE DXYDE DE DEUTERIUM						
	QTY. METRIC (KG) QUANT. METRIQUE (KG)	3,084	272	2,313	32,795	118	
	QTY. IMPERIAL (CWT) QUANT. IMPERIALE (QTL)	68	6	51	723	118	
	VALUE (\$000) VALEUR (\$000)	467	4	475	8,371	159	UNITED KINGDOM ROYAUME-UNI 94
40532-43	URANIUM METAL, RADIO-ACTIVE METAL D'URANIUM RADIO-ACTIF						
	QTY. METRIC (KG) QUANT. METRIQUE (KG)	170,595	2,177	2,177	49,396	-34	
	QTY. IMPERIAL (CWT) QUANT. IMPERIALE (QTL)	3,761	48	48	1,089	-34	
	VALUE (\$000) VALEUR (\$000)	6,725	3,070	1,324	4,003	-16	GERMANY WEST ALLEMAGNE, O. 64
40532-49	ISOTOPES, RADIOACTIVE & THEIR COMPOUNDS NES ISOTOPES RADIOACTIFS ET LEURS COMPOSES NDA						
	QTY. METRIC (KG) QUANT. METRIQUE (KG)	257,276	263,627	344,502	318,783	7	

## IMPORT DATA TRENDS - TENDANCES DES DONNEES SUR L'IMPORTATION

## SECTION 2 - FABRICATED MATERIALS, INEDIBLE

## SECTION 2 - MATIERES TRAVAILLEES, NON COMESTIBLES

CODE	COMMODITY MARCHANDISE	1982	1983	1984	AVE. ANNUAL GROWTH RATE (%) 1982-1985 TAUX DE CROISSANCE ANNUUEL MOYEN		MAJOR COUNTRY OF EXPORT - SHARE OF IMPORT MARKET (%) 1985 PAYS EXPORTATEUR PRINCIPAL - PART DU MARCHE DES IMPORTATIONS		
					1985	ANNUUEL MOYEN			
40532-49	ISOTOPES, RADIOACTIVE & THEIR COMPOUNDS NES ISOTOPES RADIOACTIFS ET LEURS COMPOSES NDA			(CONT-D) (SUITE)					
	QTY. IMPERIAL (CWT) QUANT. IMPERIALE (QTL)	5,672	5,812	7,585	7,028	7			
	VALUE (\$000) VALEUR (\$000)	9,070	10,631	11,028	12,155	10	UNITED STATES ETATS-UNIS	90	
40599	INORGANIC CHEMICALS N E S PRODUITS CHIMIQUES INORGANIQUES NDA								
	VALUE (\$000) VALEUR (\$000)	17,268	23,635	44,696	41,583	34	UNITED STATES ETATS-UNIS	87	
40596-40	PLATINUM COMPOUNDS, ORGANIC OR INORGANIC COMPOSES DE PLATINE, ORGANIQUES OU INORGANIQUES								
	QTY. METRIC (KG) QUANT. METRIQUE (KG)	152	735	3,362	1,984	133			
	QTY. IMPERIAL (LB) QUANT. IMPERIALE (LIV)	336	1,620	7,411	4,373	133			
	VALUE (\$000) VALEUR (\$000)	75	1,741	11,946	8,730	381	UNITED STATES ETATS-UNIS	100	
40596-60	RHODIUM COMPOUNDS, ORGANIC OR INORGANIC COMPOSES DE RHODIUM, ORGANIQUES OU INORGANIQUES								
	QTY. METRIC (KG) QUANT. METRIQUE (KG)	18	245	672	992	275			
	QTY. IMPERIAL (LB) QUANT. IMPERIALE (LIV)	40	541	1,481	2,186	274			
	VALUE (\$000) VALEUR (\$000)	13	236	2,452	4,659	591	UNITED STATES ETATS-UNIS	98	
40597-49	RARE EARTH COMPOUNDS, ORGANIC OR INORGANIC COMPOSES DE TERRE RARE, ORG OU INORG NDA								
	QTY. METRIC (KG) QUANT. METRIQUE (KG)	307,489	457,264	540,135	1,370,069	64			
	QTY. IMPERIAL (CWT) QUANT. IMPERIALE (QTL)	6,779	10,081	11,908	30,205	64			
	VALUE (\$000) VALEUR (\$000)	920	912	1,075	3,470	55	INDIA INDE	54	
40598-15	HYDROGEN PEROXIDE PEROXYDE D'HYDROGENE								
	QTY. METRIC (KG) QUANT. METRIQUE (KG)	11,709,834	18,304,352	24,298,045	22,135,373	23			
	QTY. IMPERIAL (CWT) QUANT. IMPERIALE (QTL)	258,159	403,544	535,683	488,004	23			
	VALUE (\$000) VALEUR (\$000)	10,256	15,650	22,864	19,010	23	UNITED STATES ETATS-UNIS	91	
40607	BUTYLENES BUTYLENE								
	QTY. METRIC (TONNE) QUANT. METRIQUE (TONNE)	1,244	5,568	42,727	66,771	272			
	QTY. IMPERIAL (CWT) QUANT. IMPERIALE (QTL)	27,430	122,754	941,951	1,472,020	272			
	VALUE (\$000) VALEUR (\$000)	938	3,893	27,581	45,453	260	UNITED STATES ETATS-UNIS	64	
40607-23	ISOBUTENE ISOBUTENE								
	QTY. METRIC (KG) QUANT. METRIQUE (KG)	195,351	197,402	20,465,754	28,554,171	485			
	QTY. IMPERIAL (CWT) QUANT. IMPERIALE (QTL)	2,984	4,352	451,195	629,515	485			

SEE EXPLANATORY NOTES / VOIR NOTES EXPLICATIVES

## IMPORT DATA TRENDS - TENDANCES DES DONNEES SUR L'IMPORTATION

## SECTION 2 - FABRICATED MATERIALS, INEDIBLE

## SECTION 2 - MATIERES TRAVAILLEES, NON COMESTIBLES

CODE	COMMODITY MARCHANDISE		1982	1983	1984	AVE. ANNUAL GROWTH RATE (%) 1982-1985 TAUX DE CROISSANCE ANNUEL MOYEN		MAJOR COUNTRY OF EXPORT - SHARE OF IMPORT MARKET (%) 1985 PAYS EXPORTATEUR PRINCIPAL - PART DU MARCHE DES IMPORTATIONS	
						1985			
40607-23	ISOBUTENE ISOBUTENE				(CONT-D) (SUITE)				
	VALUE (\$000) VALEUR (\$000)		104	147	11,940	19,146	459	BELGIUM-LUXEMB BELGIQUE-LUX.	71
40607-25	BUTENE 1 BUTENE 1								
	QTY. METRIC (KG) QUANT. METRIQUE (KG)		997,853	5,165,755	21,988,773	35,963,291	226		
	QTY. IMPERIAL (CWT) QUANT. IMPERIALE (QTL)		21,999	113,886	484,772	792,859	226		
	VALUE (\$000) VALEUR (\$000)		769	3,611	15,381	25,242	216	UNITED STATES ETATS-UNIS	100
40609	BUTADIENE BUTADIENE								
	QTY. METRIC (TONNE) QUANT. METRIQUE (TONNE)		7,305	5,955	5,543	5,094	-11		
	QTY. IMPERIAL (CWT) QUANT. IMPERIALE (QTL)		161,040	131,287	122,207	112,302	-11		
	VALUE (\$000) VALEUR (\$000)		4,541	4,947	4,549	5,122	4	UNITED STATES ETATS-UNIS	86
40610	ISOPRENE ISOPRENE								
	QTY. METRIC (TONNE) QUANT. METRIQUE (TONNE)		1,275	1,925	2,695	3,341	37		
	QTY. IMPERIAL (CWT) QUANT. IMPERIALE (QTL)		28,102	42,431	59,422	73,660	37		
	VALUE (\$000) VALEUR (\$000)		2,163	3,214	4,541	6,300	42	UNITED STATES ETATS-UNIS	100
40621	BENZENE BENZENE								
	QTY. METRIC (TONNE) QUANT. METRIQUE (TONNE)		317	124	43,237	13,857	248		
	QTY. IMPERIAL (CWT) QUANT. IMPERIALE (QTL)		6,991	2,741	953,195	305,497	248		
	VALUE (\$000) VALEUR (\$000)		261	119	22,324	7,524	203	UNITED STATES ETATS-UNIS	100
40622	TOLUENE TOLUENE								
	QTY. METRIC (TONNE) QUANT. METRIQUE (TONNE)		1,135	3,449	1,485	13,965	129		
	QTY. IMPERIAL (CWT) QUANT. IMPERIALE (QTL)		25,016	76,047	32,733	307,880	129		
	VALUE (\$000) VALEUR (\$000)		472	1,515	702	5,538	125	JAPAN JAPON	98
40623	XYLENE XYLENE								
	QTY. METRIC (TONNE) QUANT. METRIQUE (TONNE)		166	6,242	2,960	1,220	93		
	QTY. IMPERIAL (CWT) QUANT. IMPERIALE (QTL)		3,665	137,613	65,266	26,890	93		

## IMPORT DATA TRENDS - TENDANCES DES DONNEES SUR L'IMPORTATION

## SECTION 2 - FABRICATED MATERIALS, INEDIBLE

## SECTION 2 - MATIERES TRAVAILLEES, NON COMESTIBLES

CODE	COMMODITY MARCHANDISE	1982	1983	1984	AVE. ANNUAL GROWTH RATE (%) 1982-1985 TAUX DE CROISSANCE 1985 ANNUEL MOYEN		MAJOR COUNTRY OF EXPORT - SHARE OF IMPORT MARKET (%) 1985 PAYS EXPORTATEUR PRINCIPAL - PART DU MARCHE DES IMPORTATIONS	
					1985	ANNUEL MOYEN		
40623	XYLENE XYLENE			(CONT-D) (SUITE)				
	VALUE (\$000) VALEUR (\$000)	204	2,696	1,567	772	55	UNITED STATES ETATS-UNIS	85
40624	HEXANE HEXANE							
	QTY. METRIC (TONNE) QUANT. METRIQUE (TONNE)	2,032	3,054	3,660	5,326	37		
	QTY. IMPERIAL (CWT) QUANT. IMPERIALE (QTL)	44,796	67,338	80,694	117,426	37		
	VALUE (\$000) VALEUR (\$000)	1,158	1,435	1,770	2,894	35	UNITED STATES ETATS-UNIS	70
40625	ETHYLENE ETHYLENE							
	QTY. METRIC (TONNE) QUANT. METRIQUE (TONNE)	99	97	88	78	-7		
	QTY. IMPERIAL (CWT) QUANT. IMPERIALE (QTL)	2,184	2,148	1,945	1,715	-7		
	VALUE (\$000) VALEUR (\$000)	41	58	49	49	6	UNITED STATES ETATS-UNIS	100
40633	HYDROCARBONS N E S HYDROCARBURES N D A							
	QTY. METRIC (TONNE) QUANT. METRIQUE (TONNE)	7,910	15,834	44,459	47,588	81		
	QTY. IMPERIAL (CWT) QUANT. IMPERIALE (QTL)	174,380	349,078	980,127	1,049,109	81		
	VALUE (\$000) VALEUR (\$000)	5,268	9,652	27,623	32,327	82	UNITED STATES ETATS-UNIS	99
40633-31	PROPYLENE PROPYLENE							
	QTY. METRIC (KG) QUANT. METRIQUE (KG)	1,734,392	8,583,420	21,722,017	18,629,939	119		
	QTY. IMPERIAL (CWT) QUANT. IMPERIALE (QTL)	38,237	189,233	478,891	410,722	119		
	VALUE (\$000) VALEUR (\$000)	817	4,223	11,106	8,819	119	UNITED STATES ETATS-UNIS	100
40633-39	UNSATURATED ACYCLIC HYDROCARBONS NES HYDROCARBURES ACYCLIQUES NON SATURES NDA							
	QTY. METRIC (KG) QUANT. METRIQUE (KG)	314,383	554,831	2,232,434	9,606,764	209		
	QTY. IMPERIAL (CWT) QUANT. IMPERIALE (QTL)	6,931	12,232	49,217	211,794	209		
	VALUE (\$000) VALEUR (\$000)	363	659	2,612	8,919	188	UNITED STATES ETATS-UNIS	100
40633-64	NAPHTHALENE, REFINED NAPHTHALENE, RAFFINEE							
	QTY. METRIC (KG) QUANT. METRIQUE (KG)	805,304	1,778,390	12,272,966	6,895,430	103		
	QTY. IMPERIAL (CWT) QUANT. IMPERIALE (QTL)	17,754	39,207	270,574	152,019	103		
	VALUE (\$000) VALEUR (\$000)	533	991	7,094	4,351	100	UNITED STATES ETATS-UNIS	100

## IMPORT DATA TRENDS - TENDANCES DES DONNEES SUR L'IMPORTATION

## SECTION 2 - FABRICATED MATERIALS, INEDIBLE

## SECTION 2 - MATIERES TRAVAILLEES, NON COMESTIBLES

CODE	COMMODITY MARCHANDISE	1982	1983	1984	1985	AVE. ANNUAL GROWTH RATE (%) 1982-1985 TAUX DE CROISSANCE ANNUEL MOYEN	MAJOR COUNTRY OF EXPORT - SHARE OF IMPORT MARKET (%) 1985 PAYS EXPDRTATEUR PRINCIPAL - PART DU MARCHE DES IMPORTATIONS	
40633-66	CUMENE CUMENE							
	QTY. METRIC (KG) QUANT. METRIQUE (KG)	36,695	76,158	170,232	4,953,611	405		
	QTY. IMPERIAL (CWT) QUANT. IMPERIALE (QTL)	809	1,679	3,753	109,209	405		
	VALUE (\$000) VALEUR (\$000)	26	47	92	3,110	387	UNITED STATES ETATS-UNIS	100
40635	METHYL CHLORIDE CHLORURE DE METHYLE							
	QTY. METRIC (TONNE) QUANT. METRIQUE (TONNE)	4,210	3,963	5,979	4,740	4		
	QTY. IMPERIAL (CWT) QUANT. IMPERIALE (QTL)	92,821	87,370	131,823	104,504	4		
	VALUE (\$000) VALEUR (\$000)	2,113	2,049	3,870	3,005	12	UNITED STATES ETATS-UNIS	94
40640	ETHYLENE BROMIDE BROMURE D'ETHYLENE							
	QTY. METRIC (TONNE) QUANT. METRIQUE (TONNE)	6,551	6,696	6,521	5,578	-5		
	QTY. IMPERIAL (CWT) QUANT. IMPERIALE (QTL)	144,430	147,628	143,751	122,976	-5		
	VALUE (\$000) VALEUR (\$000)	4,630	5,622	4,994	5,001	3	UNITED STATES ETATS-UNIS	100
40642	CHLOROFORM CHLOROFORME							
	QTY. METRIC (TONNE) QUANT. METRIQUE (TONNE)	2,754	3,605	3,996	3,765	11		
	QTY. IMPERIAL (CWT) QUANT. IMPERIALE (QTL)	60,723	79,472	88,101	83,006	11		
	VALUE (\$000) VALEUR (\$000)	1,478	2,047	2,470	2,214	14	FRANCE FRANCE	55
40653	TRICHLOROETHYLENE TRICHLOROETHYLENE							
	QTY. METRIC (TONNE) QUANT. METRIQUE (TONNE)	1,877	1,936	1,745	4,204	30		
	QTY. IMPERIAL (CWT) QUANT. IMPERIALE (QTL)	41,384	42,670	38,468	92,678	30		
	VALUE (\$000) VALEUR (\$000)	1,172	1,243	1,219	2,699	32	UNITED KINGDOM ROYAUME-UNI	48
40659	CHLOROFLUOROHYDROCARBONS N E S HYDROCARBURES CHLOROFLUORIQUES NDA							
	QTY. METRIC (TONNE) QUANT. METRIQUE (TONNE)	1,378	1,666	2,294	3,308	33		
	QTY. IMPERIAL (CWT) QUANT. IMPERIALE (QTL)	30,372	36,733	50,576	72,929	33		
	VALUE (\$000) VALEUR (\$000)	4,011	4,768	6,633	7,868	25	UNITED STATES ETATS-UNIS	66

## IMPORT DATA TRENDS - TENDANCES DES DONNEES SUR L'IMPORTATION

## SECTION 2 - FABRICATED MATERIALS, INEDIBLE

## SECTION 2 - MATIERES TRAVAILLEES, NON COMESTIBLES

CODE	COMMODITY MARCHANDISE	1982	1983	1984	AVE. ANNUAL GROWTH RATE (%) 1982-1985 TAUX DE CROISSANCE ANNUEL MOYEN		MAJOR COUNTRY OF EXPORT - SHARE OF IMPORT MARKET (%) 1985 PAYS EXPORTATEUR PRINCIPAL - PART DU MARCHE DES IMPORTATIONS	
					1985	1985		
40664	CHLOROBENZENES CHLOROBENZENE							
	QTY. METRIC (TONNE) QUANT. METRIQUE (TONNE)	2,657	2,301	1,720	1,149	-24		
	QTY. IMPERIAL (CWT) QUANT. IMPERIALE (QTL)	58,578	50,722	37,921	25,324	-24		
	VALUE (\$000) VALEUR (\$000)	2,574	2,153	1,683	1,233	-22	UNITED STATES ETATS-UNIS	100
40688	METHYLENE CHLORIDE CHLORURE DE METHYLENE							
	QTY. METRIC (TONNE) QUANT. METRIQUE (TONNE)	9,206	11,912	12,638	13,209	13		
	QTY. IMPERIAL (CWT) QUANT. IMPERIALE (QTL)	202,946	262,606	278,615	291,203	13		
	VALUE (\$000) VALEUR (\$000)	5,216	6,505	7,594	6,915	10	UNITED STATES ETATS-UNIS	69
40698-22	METHYLENE CHLORIDE CHLORURE DE METHYLENE							
	QTY. METRIC (KG) QUANT. METRIQUE (KG)	9,205,428	11,911,546	12,637,698	13,208,677	13		
	QTY. IMPERIAL (CWT) QUANT. IMPERIALE (QTL)	202,946	262,606	278,615	291,203	13		
	VALUE (\$000) VALEUR (\$000)	5,216	6,505	7,594	6,915	10	UNITED STATES ETATS-UNIS	69
40691	VINYL CHLORIDE MONOMER CHLORURE DE VINYLIDENE MONDMERE							
	QTY. METRIC (TONNE) QUANT. METRIQUE (TONNE)	7	7,220	0	2	-34		
	QTY. IMPERIAL (CWT) QUANT. IMPERIALE (QTL)	163	159,175	4	34	-40		
	VALUE (\$000) VALEUR (\$000)	3	3,218	0	1	-40	UNITED STATES ETATS-UNIS	100
40692	1,1,1-TRICHLOROETHANE 1,1,1-TRICHLOROETHANE							
	QTY. METRIC (TONNE) QUANT. METRIQUE (TONNE)	1,758	3,190	5,222	5,083	42		
	QTY. IMPERIAL (CWT) QUANT. IMPERIALE (QTL)	38,746	70,316	115,114	112,058	42		
	VALUE (\$000) VALEUR (\$000)	1,477	2,362	3,518	3,547	33	UNITED STATES ETATS-UNIS	50
40698-24	1,1,1-TRICHLOROETHANE 1,1,1, TRICHLOROETHANE							
	QTY. METRIC (KG) QUANT. METRIQUE (KG)	1,757,480	3,189,463	5,221,456	5,082,839	42		
	QTY. IMPERIAL (CWT) QUANT. IMPERIALE (QTL)	38,746	70,316	115,114	112,058	42		
	VALUE (\$000) VALEUR (\$000)	1,477	2,362	3,518	3,547	33	UNITED STATES ETATS-UNIS	50
40699	DERIVATIVES OF HYDROCARBONS N E S DERIVES D'HYDRDCARBURES N D A							
	QTY. METRIC (TONNE) QUANT. METRIQUE (TONNE)	5,286	8,790	20,049	20,951	57		

SEE EXPLANATORY NOTES / VOIR NOTES EXPLICATIVES



## IMPORT DATA TRENDS - TENDANCES DES DONNEES SUR L'IMPORTATION

## SECTION 2 - FABRICATED MATERIALS, INEDIBLE

## SECTION 2 - MATIERES TRAVAILLEES, NON COMESTIBLES

CODE	COMMODITY MARCHANDISE	1982	1983	1984	AVE. ANNUAL GROWTH RATE (%) 1982-1985		MAJOR COUNTRY OF EXPORT - SHARE OF IMPORT MARKET (%) 1985	
					1985	ANNUEL MOYEN	PAYS EXPORTATEUR PRINCIPAL - PART DU MARCHE DES IMPORTATIONS	
40699	DERIVATIVES OF HYDROCARBONS N E S DERIVES D'HYDROCARBURES N D A			(CONT-D) (SUITE)				
	QTY. IMPERIAL (CWT) QUANT. IMPERIALE (QTL)	116,535	193,793	441,993	461,884	57		
	VALUE (\$000) VALEUR (\$000)	7,833	11,326	19,114	19,365	35	UNITED STATES ETATS-UNIS	50
40698-43	TETRACHLOROETHYLENE, IN BULK TETRACHLOROETHYLENE, EN VRAC							
	QTY. METRIC (KG) QUANT. METRIQUE (KG)	2,272,032	3,660,880	6,475,587	10,568,874	66		
	QTY. IMPERIAL (CWT) QUANT. IMPERIALE (QTL)	50,090	80,709	142,763	233,005	66		
	VALUE (\$000) VALEUR (\$000)	1,003	1,601	3,136	4,502	64	UNITED STATES ETATS-UNIS	41
40698-80	HEXACHLOROCYCLOHEXANE HEXACHLOROCYCLOHEXANE							
	QTY. METRIC (KG) QUANT. METRIQUE (KG)	105,913	147,825	274,422	346,316	48		
	QTY. IMPERIAL (CWT) QUANT. IMPERIALE (QTL)	2,335	3,259	6,050	7,635	48		
	VALUE (\$000) VALEUR (\$000)	1,111	1,460	2,855	4,102	54	FRANCE FRANCE	52
40705	METHYL ALCOHOL ALCOOL METHYLIQUE							
	QTY. METRIC (TONNE) QUANT. METRIQUE (TONNE)	429	7,084	2,054	6,508	145		
	QTY. IMPERIAL (CWT) QUANT. IMPERIALE (QTL)	9,451	156,183	45,284	143,473	145		
	VALUE (\$000) VALEUR (\$000)	72	1,247	508	1,381	165	UNITED STATES ETATS-UNIS	100
40721	BUTYL ALCOHOL, NORMAL ALCOOL BUTYLIQUE, ORDINAIRE							
	QTY. METRIC (TONNE) QUANT. METRIQUE (TONNE)	240	121	124	336	12		
	QTY. IMPERIAL (CWT) QUANT. IMPERIALE (QTL)	5,300	2,668	2,730	7,402	12		
	VALUE (\$000) VALEUR (\$000)	171	115	93	285	18	UNITED STATES ETATS-UNIS	100
40761	ETHYLENE GLYCOL, MONO ETHYLENE-GLYCOL, MONO							
	QTY. METRIC (TONNE) QUANT. METRIQUE (TONNE)	8,311	9,846	10,184	2,321	-34		
	QTY. IMPERIAL (CWT) QUANT. IMPERIALE (QTL)	183,231	217,056	224,526	51,160	-34		
	VALUE (\$000) VALEUR (\$000)	3,999	4,591	5,508	1,296	-31	UNITED STATES ETATS-UNIS	76
40765	MENTHOL, NATURAL AND SYNTHETIC MENTHOL, NATUREL ET SYNTHETIQUE							
	QTY. METRIC (TONNE) QUANT. METRIQUE (TONNE)	68	68	76	52	-9		
	QTY. IMPERIAL (CWT) QUANT. IMPERIALE (QTL)	1,491	1,495	1,675	1,142	-8		

SEE EXPLANATORY NOTES / VOIR NOTES EXPLICATIVES

## IMPORT DATA TRENDS - TENDANCES DES DONNEES SUR L'IMPORTATION

## SECTION 2 - FABRICATED MATERIALS, INEDIBLE

## SECTION 2 - MATIERES TRAVAILLEES, NON COMESTIBLES

CODE	COMMODITY MARCHANDISE	1982	1983	1984	AVE. ANNUAL GROWTH RATE (%) 1982-1985		MAJOR COUNTRY OF EXPORT - SHARE OF IMPORT MARKET (%) 1985	
					1985 ANNUAL MOYEN	TAUX DE CROISSANCE	PAYS EXPORTATEUR PRINCIPAL - PART DU MARCHE DES IMPORTATIONS	
40765	MENTHOL, NATURAL AND SYNTHETIC MENTHOL, NATUREL ET SYNTHETIQUE			(CDNT-D) (SUITE)				
	VALUE (\$000) VALEUR (\$000)	960	929	1,401	1,222	8	UNITED STATES ETATS-UNIS	79
40778	ISO-OCTYL ALCOHOL ALCOOL ISO-OCTYLIQUE							
	QTY. METRIC (TONNE) QUANT. METRIQUE (TONNE)	120	184	156	353	43		
	QTY. IMPERIAL (CWT) QUANT. IMPERIALE (QTL)	2,647	4,057	3,448	7,772	43		
	VALUE (\$000) VALEUR (\$000)	98	148	158	225	31	UNITED STATES ETATS-UNIS	100
40782	TRIMETHYLOLETHANE TRIMETHYLOLETHANE							
	QTY. METRIC (TONNE) QUANT. METRIQUE (TONNE)	425	387	245	229	-18		
	QTY. IMPERIAL (CWT) QUANT. IMPERIALE (QTL)	9,375	8,752	5,409	5,055	-18		
	VALUE (\$000) VALEUR (\$000)	802	769	512	532	-13	UNITED STATES ETATS-UNIS	100
40793	DECYL ALCOHOL ALCOOL DECYLIQUE							
	QTY. METRIC (TONNE) QUANT. METRIQUE (TONNE)	1,987	2,934	1,427	863	-24		
	QTY. IMPERIAL (CWT) QUANT. IMPERIALE (QTL)	43,808	64,989	31,451	19,026	-24		
	VALUE (\$000) VALEUR (\$000)	2,534	2,857	1,662	1,191	-22	UNITED STATES ETATS-UNIS	100
40795	FATTY ALCOHOLS N E S ALCOOLS GRAS N D A							
	QTY. METRIC (TONNE) QUANT. METRIQUE (TONNE)	6,802	7,879	9,123	9,269	11		
	QTY. IMPERIAL (CWT) QUANT. IMPERIALE (QTL)	149,966	173,692	201,132	204,339	11		
	VALUE (\$000) VALEUR (\$000)	8,820	9,121	9,727	10,445	6	UNITED STATES ETATS-UNIS	70
40795-24	ISODECANOL ISODECANOL							
	QTY. METRIC (KG) QUANT. METRIQUE (KG)	2,496,559	3,449,824	4,021,846	4,120,230	18		
	QTY. IMPERIAL (CWT) QUANT. IMPERIALE (QTL)	55,040	78,056	88,667	90,836	18		
	VALUE (\$000) VALEUR (\$000)	2,266	2,673	3,135	3,047	10	UNITED KINGDOM ROYAUME-UNI	56
40797	SORBITOL SORBITOL							
	QTY. METRIC (TONNE) QUANT. METRIQUE (TONNE)	8,196	8,485	9,952	9,546	5		
	QTY. IMPERIAL (CWT) QUANT. IMPERIALE (QTL)	180,630	187,054	219,400	210,446	5		

SEE EXPLANATORY NOTES / VOIR NOTES EXPLICATIVES

## IMPORT DATA TRENDS - TENDANCES DES DONNEES SUR L'IMPORTATION

## SECTION 2 - FABRICATED MATERIALS, INEDIBLE

## SECTION 2 - MATIERES TRAVAILLEES, NON COMESTIBLES

CODE	COMMODITY MARCHANDISE	1982	1983	1984	1985	AVE. ANNUAL GROWTH RATE (%) 1982-1985 TAUX DE CROISSANCE ANNUUEL MOYEN	MAJOR COUNTRY OF EXPORT - SHARE OF IMPORT MARKET (%) 1985 PAYS EXPORTATEUR PRINCIPAL - PART DU MARCHE DES IMPORTATIONS	
40797	SORBITOL SORBITOL			(CONT-D) (SUITE)				
	VALUE (\$000) VALEUR (\$000)	7,083	6,416	7,097	6,877	-1	UNITED STATES ETATS-UNIS	64
40799-57	SORBITOL SORBITOL							
	QTY. METRIC (KG) QUANT. METRIQUE (KG)	8,195,918	8,484,582	9,951,765	9,545,620	5		
	QTY. IMPERIAL (CWT) QUANT. IMPERIALE (QTL)	180,690	187,054	219,400	210,446	5		
	VALUE (\$000) VALEUR (\$000)	7,083	6,416	7,097	6,877	-1	UNITED STATES ETATS-UNIS	64
40799	ALCOHOLS AND THEIR DERIVATIVES NES ALCOOLS ET DERIVES N D A							
	QTY. METRIC (TONNE) QUANT. METRIQUE (TONNE)	9,989	14,078	13,857	17,845	21		
	QTY. IMPERIAL (CWT) QUANT. IMPERIALE (QTL)	220,207	310,360	305,486	393,402	21		
	VALUE (\$000) VALEUR (\$000)	13,393	16,691	17,796	20,136	14	UNITED STATES ETATS-UNIS	59
40799-20	PROPYL ALCDHOL AND ISOMERS ALCDOL ET ISOMERE PROPYLIQUES							
	QTY. METRIC (KG) QUANT. METRIQUE (KG)	1,949,802	3,390,993	4,761,107	5,866,506	44		
	QTY. IMPERIAL (CWT) QUANT. IMPERIALE (QTL)	42,986	74,759	104,965	129,335	44		
	VALUE (\$000) VALEUR (\$000)	2,182	2,995	4,044	4,577	28	UNITED STATES ETATS-UNIS	96
40799-62	PROPYLENE GLYCOL, MONO MONOPROPYLENEGLYCOL							
	QTY. METRIC (KG) QUANT. METRIQUE (KG)	4,527,962	5,959,719	3,388,680	4,931,385	3		
	QTY. IMPERIAL (CWT) QUANT. IMPERIALE (QTL)	99,825	131,390	74,708	108,719	3		
	VALUE (\$000) VALEUR (\$000)	3,963	4,553	2,775	3,899	-1	GERMANY WEST ALLEMAGNE, O.	43
40802	PHENOL, CARBOLIC ACID PHENOL, ACIDE CARBOLIQUE							
	QTY. METRIC (TONNE) QUANT. METRIQUE (TONNE)	5,286	22,607	28,449	27,220	72		
	QTY. IMPERIAL (CWT) QUANT. IMPERIALE (QTL)	116,528	498,400	627,172	600,078	72		
	VALUE (\$000) VALEUR (\$000)	3,978	15,590	23,155	22,016	76	UNITED STATES ETATS-UNIS	60
40803	CRESOLS CRESOLS							
	QTY. METRIC (TONNE) QUANT. METRIQUE (TONNE)	709	541	681	690	-1		
	QTY. IMPERIAL (CWT) QUANT. IMPERIALE (QTL)	15,635	11,919	15,011	15,203	-1		
	VALUE (\$000) VALEUR (\$000)	1,599	1,421	1,939	1,995	8	UNITED STATES ETATS-UNIS	54

## IMPORT DATA TRENDS - TENDANCES DES DONNÉES SUR L'IMPORTATION

## SECTION 2 - FABRICATED MATERIALS, INEDIBLE

## SECTION 2 - MATIÈRES TRAVAILLÉES, NON COMESTIBLES

CODE	COMMODITY MARCHANDISE	1982	1983	1984	AVE. ANNUAL GROWTH RATE (%) 1982-1985 TAUX DE CROISSANCE 1985 ANNUEL MOYEN		MAJOR COUNTRY OF EXPORT - SHARE OF IMPORT MARKET (%) 1985 PAYS EXPORTATEUR PRINCIPAL - PART DU MARCHÉ DES IMPORTATIONS	
					1985	ANNUEL MOYEN		
40804	CRESYLIC ACID ACIDE CRÉSYLIQUE							
	QTY. METRIC (TONNE) QUANT. MÉTRIQUE (TONNE)	211	403	397	371	21		
	QTY. IMPERIAL (CWT) QUANT. IMPÉRIALE (QTL)	4,661	8,889	8,750	8,175	20		
	VALUE (\$000) VALEUR (\$000)	298	567	612	563	23	UNITED STATES ÉTATS-UNIS	99
40811	RESORCINOL RESORCINE							
	QTY. METRIC (TONNE) QUANT. MÉTRIQUE (TONNE)	346	487	726	732	28		
	QTY. IMPERIAL (CWT) QUANT. IMPÉRIALE (QTL)	7,633	10,733	16,008	16,148	28		
	VALUE (\$000) VALEUR (\$000)	1,782	2,296	3,419	3,257	22	UNITED STATES ÉTATS-UNIS	66
40813	PHENOLS AND PHENOL ALCOHOLS N E S PHÉNOLS ET ALCOOLS PHÉNOL N.D.A.							
	QTY. METRIC (TONNE) QUANT. MÉTRIQUE (TONNE)	2,117	3,700	5,175	3,871	22		
	QTY. IMPERIAL (CWT) QUANT. IMPÉRIALE (QTL)	46,676	81,580	114,078	85,330	22		
	VALUE (\$000) VALEUR (\$000)	5,044	7,912	9,613	7,794	15	UNITED STATES ÉTATS-UNIS	85
40815	PHENOLS, CHLORINATED PHÉNOLS CHLORURÉS							
	QTY. METRIC (TONNE) QUANT. MÉTRIQUE (TONNE)	574	862	2,121	2,470	62		
	QTY. IMPERIAL (CWT) QUANT. IMPÉRIALE (QTL)	12,656	19,008	46,758	54,443	62		
	VALUE (\$000) VALEUR (\$000)	1,343	1,521	3,444	4,589	50	UNITED STATES ÉTATS-UNIS	44
40815-21	PENTACHLOROPHENOL PENTACHLOROPHÉNOL							
	QTY. METRIC (KG) QUANT. MÉTRIQUE (KG)	235,005	440,935	1,474,394	2,131,329	107		
	QTY. IMPERIAL (CWT) QUANT. IMPÉRIALE (QTL)	5,181	9,721	32,505	46,988	107		
	VALUE (\$000) VALEUR (\$000)	334	627	2,215	3,469	117	UNITED STATES ÉTATS-UNIS	50
40818	PHENOL OR PHENOL ALCOHOL DERIV. NES DERIV DE PHÉNOL & ALCOOL PHÉNOL NDA							
	QTY. METRIC (TONNE) QUANT. MÉTRIQUE (TONNE)	350	379	2,677	1,243	52		
	QTY. IMPERIAL (CWT) QUANT. IMPÉRIALE (QTL)	7,706	8,346	59,009	27,410	52		
	VALUE (\$000) VALEUR (\$000)	1,444	1,400	4,068	2,967	27	UNITED STATES ÉTATS-UNIS	88

## IMPORT DATA TRENDS - TENDANCES DES DONNEES SUR L'IMPORTATION

## SECTION 2 - FABRICATED MATERIALS, INEDIBLE

## SECTION 2 - MATIERES TRAVAILLEES, NDN COMESTIBLES

CODE	COMMODITY MARCHANDISE	1982	1983	1984	1985	AVE. ANNUAL GROWTH RATE (%) 1982-1985	MAJOR COUNTRY OF EXPORT - SHARE OF IMPORT MARKET (%) 1985	
						TAUX DE CROISSANCE ANNUEL MOYEN	PAYS EXPORTATEUR PRINCIPAL - PART DU MARCHE DES IMPORTATIONS	
40830	ETHERS AND DERIVATIVES ETHERS ET DERIVES							
	QTY. METRIC (TONNE) QUANT. METRIQUE (TONNE)	8,031	9,111	13,282	12,479	16		
	QTY. IMPERIAL (CWT) QUANT. IMPERIALE (QTL)	177,056	200,863	292,815	275,116	16		
	VALUE (\$000) VALEUR (\$000)	15,289	18,534	27,167	24,937	17	UNITED STATES ETATS-UNIS	97
40831-39	ACYCLIC ETHERS & DERIVATIVES NES ETHERS ACYCLIQUES ET DERIVES NDA							
	QTY. METRIC (KG) QUANT. METRIQUE (KG)	88,586	189,374	102,330	58,286	-13		
	QTY. IMPERIAL (CWT) QUANT. IMPERIALE (QTL)	1,953	4,175	2,256	1,285	-13		
	VALUE (\$000) VALEUR (\$000)	2,244	4,229	6,176	6,354	41	UNITED STATES ETATS-UNIS	99
40832-39	ETHER ALCDHDL NES ALCODL D'ETHER NDA							
	QTY. METRIC (KG) QUANT. METRIQUE (KG)	1,941,864	2,223,997	3,510,424	3,327,083	19		
	QTY. IMPERIAL (CWT) QUANT. IMPERIALE (QTL)	42,811	49,031	77,392	73,350	19		
	VALUE (\$000) VALEUR (\$000)	2,571	3,043	5,292	5,030	25	UNITED STATES ETATS-UNIS	99
40836	EPICHLDRDHYDRIN EPICHLDRDHYDRINE							
	QTY. METRIC (TONNE) QUANT. METRIQUE (TONNE)	378	471	463	420	4		
	QTY. IMPERIAL (CWT) QUANT. IMPERIALE (QTL)	8,344	10,374	10,210	9,259	4		
	VALUE (\$000) VALEUR (\$000)	750	980	1,054	935	8	UNITED STATES ETATS-UNIS	100
40837	EPDXIDES & DERIVATIVES EXC. RESINS EPOXYDES ET DERIVES SAUF RESINES							
	QTY. METRIC (TONNE) QUANT. METRIQUE (TONNE)	1,052	4,881	5,731	2,457	32		
	QTY. IMPERIAL (CWT) QUANT. IMPERIALE (QTL)	23,188	107,596	126,349	54,173	32		
	VALUE (\$000) VALEUR (\$000)	1,832	4,873	5,529	3,447	23	UNITED STATES ETATS-UNIS	89
40840	ACETALS, HEMIACETALS & DERIVATIVES ACETALS, HEMIACETALS ET DERIVES							
	QTY. METRIC (TONNE) QUANT. METRIQUE (TONNE)	31	32	50	38	7		
	QTY. IMPERIAL (CWT) QUANT. IMPERIALE (QTL)	689	715	1,107	835	6		
	VALUE (\$000) VALEUR (\$000)	168	245	541	328	25	UNITED STATES ETATS-UNIS	45
40845	FORMALDEHYDE AND PARAFORMALDEHYDE FORMALDEHYDE ET PARAFORMALDEHYDE							
	QTY. METRIC (TONNE) QUANT. METRIQUE (TONNE)	1,991	5,331	1,629	3,013	15		

SEE EXPLANATORY NOTES / VDIR NOTES EXPLICATIVES

## IMPORT DATA TRENDS - TENDANCES DES DONNEES SUR L'IMPORTATION

## SECTION 2 - FABRICATED MATERIALS, INEDIBLE

## SECTION 2 - MATIERES TRAVAILLEES, NON COMESTIBLES

CODE	COMMODITY MARCHANDISE	1982	1983	1984	AVE. ANNUAL GROWTH RATE (%) 1982-1985 TAUX DE CROISSANCE 1985 ANNUEL MOYEN		MAJOR COUNTRY OF EXPORT - SHARE OF IMPORT MARKET (%) 1985 PAYS EXPORTATEUR PRINCIPAL - PART DU MARCHE DES IMPORTATIONS	
					1985	ANNUEL MOYEN		
40845	FORMALDEHYDE AND PARAFORMALDEHYDE FORMALDEHYDE ET PARAFORMALDEHYDE			(CONT-D) (SUITE)				
	QTY. IMPERIAL (CWT) QUANT. IMPERIALE (QTL)	43,896	117,534	35,919	66,425	15		
	VALUE (\$000) VALEUR (\$000)	1,192	2,158	1,175	1,347	4	UNITED STATES ETATS-UNIS	61
40856	VANILLIN VANILLINE							
	QTY. METRIC (TONNE) QUANT. METRIQUE (TONNE)	64	72	18	12	-42		
	QTY. IMPERIAL (CWT) QUANT. IMPERIALE (QTL)	1,407	1,580	387	255	-43		
	VALUE (\$000) VALEUR (\$000)	612	664	250	166	-35	UNITED STATES ETATS-UNIS	44
40857	ACETALDEHYDE ACETALDEHYDE							
	QTY. METRIC (TONNE) QUANT. METRIQUE (TONNE)	5,285	6,064	6,292	5,857	4		
	QTY. IMPERIAL (CWT) QUANT. IMPERIALE (QTL)	116,514	133,688	138,722	129,125	4		
	VALUE (\$000) VALEUR (\$000)	4,255	4,326	4,612	4,158	-1	UNITED STATES ETATS-UNIS	100
40859-22	ACETALDEHYDE ACETALDEHYDE							
	QTY. METRIC (KG) QUANT. METRIQUE (KG)	5,284,959	6,063,954	6,292,291	5,856,981	4		
	QTY. IMPERIAL (CWT) QUANT. IMPERIALE (QTL)	116,514	133,688	138,722	129,125	4		
	VALUE (\$000) VALEUR (\$000)	4,255	4,326	4,612	4,158	-1	UNITED STATES ETATS-UNIS	100
40859	ALDEHYDE FUNCTION COMPOUNDS N E S COMPOSES DE FONCTION ALDEHYDE N O A							
	QTY. METRIC (TONNE) QUANT. METRIQUE (TONNE)	2,283	2,423	1,983	2,464	3		
	QTY. IMPERIAL (CWT) QUANT. IMPERIALE (QTL)	50,325	53,424	43,718	54,312	3		
	VALUE (\$000) VALEUR (\$000)	3,041	4,347	3,588	4,084	10	UNITED STATES ETATS-UNIS	88
40889	KETONE & QUINONE FUNCTION COMPOUNDS COMPOSES DE FONCTION CETONE QUINONE							
	QTY. METRIC (TONNE) QUANT. METRIQUE (TONNE)	11,279	14,745	18,695	17,796	16		
	QTY. IMPERIAL (CWT) QUANT. IMPERIALE (QTL)	248,661	325,063	412,158	392,336	16		
	VALUE (\$000) VALEUR (\$000)	14,158	17,209	21,214	17,805	8	UNITED STATES ETATS-UNIS	65
40889-22	METHYL ETHYL KETONE METHYLETHYLKETONE							
	QTY. METRIC (KG) QUANT. METRIQUE (KG)	8,014,436	8,707,114	11,375,357	10,139,415	8		
	QTY. IMPERIAL (CWT) QUANT. IMPERIALE (QTL)	176,689	191,960	250,785	223,537	8		

SEE EXPLANATORY NOTES / VOIR NOTES EXPLICATIVES

## IMPORT DATA TRENDS - TENDANCES DES DONNEES SUR L'IMPORTATION

## SECTION 2 - FABRICATED MATERIALS, INEDIBLE

## SECTION 2 - MATIERES TRAVAILLEES, NON COMESTIBLES

CODE	COMMODITY MARCHANDISE	1982	1983	1984	AVE. ANNUAL GROWTH RATE (%) 1982-1985 TAUX DE CROISSANCE 1985 ANNUEL MOYEN		MAJOR COUNTRY OF EXPORT - SHARE OF IMPORT MARKET (%) 1985 PAYS EXPORTATEUR PRINCIPAL - PART DU MARCHÉ DES IMPORTATIONS	
40889-22	METHYL ETHYL KETONE METHYLETHYLKETONE			(CONT-D) (SUITE)				
	VALUE (\$000) VALEUR (\$000)	6,724	6,868	8,258	6,388	-2	UNITED STATES ETATS-UNIS	49
40902	FORMIC ACID ACIOE FORMIQUE							
	QTY. METRIC (TONNE) QUANT. METRIQUE (TONNE)	621	790	1,157	780	8		
	QTY. IMPERIAL (CWT) QUANT. IMPERIALE (QTL)	13,684	17,406	25,516	17,206	8		
	VALUE (\$000) VALEUR (\$000)	453	601	814	470	1	GERMANY WEST ALLEMAGNE, O.	53
40905	BUTYL ACRYLATE ACRYLATE DE BUTYL							
	QTY. METRIC (TDNNE) QUANT. METRIQUE (TDNNE)	5,194	6,708	6,454	6,300	6		
	QTY. IMPERIAL (CWT) QUANT. IMPERIALE (QTL)	114,511	147,889	142,293	138,881	6		
	VALUE (\$000) VALEUR (\$000)	7,866	10,159	10,083	9,500	6	UNITED STATES ETATS-UNIS	94
40903-21	BUTYL ACRYLATE ACRYLATE DE BUTYL							
	QTY. METRIC (KG) QUANT. METRIQUE (KG)	5,194,104	6,708,097	6,454,268	6,299,503	6		
	QTY. IMPERIAL (CWT) QUANT. IMPERIALE (QTL)	114,511	147,889	142,293	138,881	6		
	VALUE (\$000) VALEUR (\$000)	7,866	10,159	10,083	9,500	6	UNITED STATES ETATS-UNIS	94
40907	ETHYL ACRYLATE ACRYLATE D'ETHYLE							
	QTY. METRIC (TONNE) QUANT. METRIQUE (TONNE)	4,776	5,524	5,560	5,122	2		
	QTY. IMPERIAL (CWT) QUANT. IMPERIALE (QTL)	105,280	121,786	122,565	112,908	2		
	VALUE (\$000) VALEUR (\$000)	6,699	7,694	9,084	7,566	4	UNITED STATES ETATS-UNIS	100
40903-23	ETHYL ACRYLATE ACRYLATE D'ETHYLE							
	QTY. METRIC (KG) QUANT. METRIQUE (KG)	4,775,396	5,524,091	5,559,426	5,121,394	2		
	QTY. IMPERIAL (CWT) QUANT. IMPERIALE (QTL)	105,280	121,786	122,565	112,908	2		
	VALUE (\$000) VALEUR (\$000)	6,699	7,694	9,084	7,566	4	UNITED STATES ETATS-UNIS	100
40909	ACRYLIC ACID AND ITS DERIVATIVES ACIDES ACRYLIQUE ET LEURS DERIVES							
	QTY. METRIC (TONNE) QUANT. METRIQUE (TDNNE)	1,857	2,134	2,280	2,398	9		
	QTY. IMPERIAL (CWT) QUANT. IMPERIALE (QTL)	40,944	47,039	50,273	52,876	9		
	VALUE (\$000) VALEUR (\$000)	3,627	4,229	5,104	4,776	10	UNITED STATES ETATS-UNIS	98

SEE EXPLANATORY NOTES / VOIR NOTES EXPLICATIVES

## IMPORT DATA TRENDS - TENDANCES DES DONNEES SUR L'IMPORTATION

## SECTION 2 - FABRICATED MATERIALS, INEDIBLE

## SECTION 2 - MATIERES TRAVAILLEES, NON COMESTIBLES

CODE	COMMODITY MARCHANDISE	1982	1983	1984	AVE. ANNUAL GROWTH RATE (%) 1982-1985 TAUX DE CROISSANCE 1985 ANNUEL MOYEN		MAJOR COUNTRY OF EXPORT - SHARE OF IMPORT MARKET (%) 1985 PAYS EXPORTATEUR PRINCIPAL - PART DU MARCHE DES IMPORTATIONS	
40915	METHYL METHACRYLATE METHACRYLATE DE METHYLE							
	QTY. METRIC (TONNE) QUANT. METRIQUE (TONNE)	12,896	18,860	18,734	17,531	11		
	QTY. IMPERIAL (CWT) QUANT. IMPERIALE (QTL)	284,308	415,782	413,018	386,479	11		
	VALUE (\$000) VALEUR (\$000)	18,519	26,055	25,339	24,208	9	UNITED STATES ETATS-UNIS	89
40904-26	METHYL METHACRYLATE METHACRYLATE DE METHYLE							
	QTY. METRIC (KG) QUANT. METRIQUE (KG)	12,895,927	18,859,456	18,734,083	17,530,301	11		
	QTY. IMPERIAL (CWT) QUANT. IMPERIALE (QTL)	284,308	415,782	413,018	386,479	11		
	VALUE (\$000) VALEUR (\$000)	18,519	26,055	25,339	24,208	9	UNITED STATES ETATS-UNIS	89
40919	METHACRYLIC ACID & DERIVATIVES NES ACIDE METHACRYLIQUE & DERIVES NDA							
	QTY. METRIC (TONNE) QUANT. METRIQUE (TONNE)	4,446	4,667	4,978	4,733	2		
	QTY. IMPERIAL (CWT) QUANT. IMPERIALE (QTL)	98,018	102,899	109,743	104,343	2		
	VALUE (\$000) VALEUR (\$000)	11,733	10,926	12,245	11,277	-1	UNITED STATES ETATS-UNIS	94
40904-39	METHACRYLIC ACID ESTERS NES ESTERS D'ACIDE METHACRYLIQUE NDA							
	QTY. METRIC (KG) QUANT. METRIQUE (KG)	2,485,991	3,231,284	3,481,711	3,248,249	9		
	QTY. IMPERIAL (CWT) QUANT. IMPERIALE (QTL)	54,807	71,238	76,759	71,612	9		
	VALUE (\$000) VALEUR (\$000)	7,238	7,744	8,956	8,337	5	UNITED STATES ETATS-UNIS	99
40921	VINYL ACETATE ACETATE DE VINYLE							
	QTY. METRIC (TONNE) QUANT. METRIQUE (TONNE)	794	1,740	810	1,066	10		
	QTY. IMPERIAL (CWT) QUANT. IMPERIALE (QTL)	17,497	38,356	17,867	23,498	10		
	VALUE (\$000) VALEUR (\$000)	510	1,099	573	774	15	UNITED STATES ETATS-UNIS	100
40929	ACETIC ACID AND ITS DERIVATIVES NES ACIOE ACETIQUES & LEURS DERIVES NOA							
	QTY. METRIC (TONNE) QUANT. METRIQUE (TONNE)	15,839	16,893	19,750	18,891	6		
	QTY. IMPERIAL (CWT) QUANT. IMPERIALE (QTL)	349,183	372,411	435,404	416,466	6		
	VALUE (\$000) VALEUR (\$000)	18,265	20,092	22,187	20,273	4	UNITED STATES ETATS-UNIS	86
40906-40	BUTYL ACETATE AND ISOBUTYL ACETATE ACETATE DE BUTYLE ET ACETATE D'ISOBUTYLE							
	QTY. METRIC (KG) QUANT. METRIQUE (KG)	1,907,391	2,699,541	3,987,600	3,757,993	25		
	QTY. IMPERIAL (CWT) QUANT. IMPERIALE (QTL)	42,051	59,515	87,912	82,850	25		

SEE EXPLANATORY NOTES / VOIR NOTES EXPLICATIVES



## IMPORT DATA TRENDS - TENDANCES DES DONNEES SUR L'IMPORTATION

## SECTION 2 - FABRICATED MATERIALS, INEDIBLE

## SECTION 2 - MATIERES TRAVAILLEES, NON COMESTIBLES

CODE	COMMODITY MARCHANDISE		1982	1983	1984	AVE. ANNUAL GROWTH RATE (%) 1982-1985		MAJOR COUNTRY OF EXPORT - SHARE OF IMPDRT MARKET (%) 1985	
						1985	ANNUEL MOYEN	PAYS EXPORTATEUR PRINCIPAL - PART DU MARCHE DES IMPORTATIONS	
40906-40	BUTYL ACETATE AND ISOBUTYL ACETATE ACETATE DE BUTYLE ET ACETATE D'ISOBUTYLE				(CONT-D) (SUITE)				
	VALUE (\$000) VALEUR (\$000)		2,215	3,027	4,117	3,536	17	UNITED STATES ETATS-UNIS	81
40906-46	ETHYL ACETATE ACETATE D'ETHYLE								
	QTY. METRIC (KG) QUANT. METRIQUE (KG)		6,168,643	4,765,779	6,817,821	6,630,579	2		
	QTY. IMPERIAL (CWT) QUANT. IMPERIALE (QTL)		135,996	105,068	150,308	146,180	2		
	VALUE (\$000) VALEUR (\$000)		5,459	4,182	5,856	5,303	-1	UNITED STATES ETATS-UNIS	81
40942	STEARIC ACID ACIDE STEARIQUE								
	QTY. METRIC (TONNE) QUANT. METRIQUE (TONNE)		497	202	489	287	-16		
	QTY. IMPERIAL (CWT) QUANT. IMPERIALE (QTL)		10,962	4,454	10,771	6,324	-16		
	VALUE (\$000) VALEUR (\$000)		514	209	533	341	-13	UNITED STATES ETATS-UNIS	48
40950	LAURIC ACID ACIDE LAURIQUE								
	QTY. METRIC (TONNE) QUANT. METRIQUE (TONNE)		23	64	173	236	116		
	QTY. IMPERIAL (CWT) QUANT. IMPERIALE (QTL)		511	1,416	3,817	5,192	115		
	VALUE (\$000) VALEUR (\$000)		36	107	416	392	119	DENMARK DANEMARK	45
40952	OLEIC ACID ACIDE OLEIQUE								
	QTY. METRIC (TONNE) QUANT. METRIQUE (TONNE)		81	27	41	248	45		
	QTY. IMPERIAL (CWT) QUANT. IMPERIALE (QTL)		1,796	595	895	5,469	44		
	VALUE (\$000) VALEUR (\$000)		101	44	66	244	34	UNITED STATES ETATS-UNIS	100
40957	BENZOIC ACID AND ITS DERIVATIVES ACIDE BENZOIQUE ET LEUR DERIVES								
	QTY. METRIC (TONNE) QUANT. METRIQUE (TONNE)		997	1,382	1,660	1,864	23		
	QTY. IMPERIAL (CWT) QUANT. IMPERIALE (QTL)		21,986	30,461	36,602	41,098	23		
	VALUE (\$000) VALEUR (\$000)		2,170	2,391	2,903	3,146	13	UNITED STATES ETATS-UNIS	65
40959	MONOACIDS AND DERIVATIVES N E S MONOACIDES ET DERIVES N D A								
	QTY. METRIC (TONNE) QUANT. METRIQUE (TONNE)		9,854	11,228	10,877	11,607	6		
	QTY. IMPERIAL (CWT) QUANT. IMPERIALE (QTL)		217,237	247,525	239,798	255,877	6		

## IMPORT DATA TRENDS - TENDANCES DES DONNEES SUR L'IMPORTATION

## SECTION 2 - FABRICATED MATERIALS, INEDIBLE

## SECTION 2 - MATIERES TRAVAILLEES, NON COMESTIBLES

CODE	COMMODITY MARCHANDISE	1982	1983	1984	AVE. ANNUAL GROWTH RATE (%) 1982-1985 TAUX DE CROISSANCE ANNUEL MOYEN		MAJOR COUNTRY OF EXPORT - SHARE OF IMPORT MARKET (%) 1985 PAYS EXPORTATEUR PRINCIPAL - PART DU MARCHE DES IMPORTATIONS	
					1985	ANNUEL MOYEN		
40959	MONOACIDS AND DERIVATIVES N E S MONOACIDES ET DERIVES N D A			(CONT-D) (SUITE)				
	VALUE (\$000) VALEUR (\$000)	17,225	18,702	20,252	20,681	6	UNITED STATES ETATS-UNIS	59
40958-49	AROMATIC SATURATED MONOACIDS NES MONOACIDES AROMATIQUES SATURES NDA							
	QTY. METRIC (KG) QUANT. METRIQUE (KG)	33,702	69,762	67,086	74,842	30		
	QTY. IMPERIAL (CWT) QUANT. IMPERIALE (QTL)	743	1,538	1,479	1,650	30		
	VALUE (\$000) VALEUR (\$000)	2,608	2,201	3,008	3,224	7	UNITED KINGDOM ROYAUME-UNI	50
40962	OXALIC ACID ACIDE OXALIQUE							
	QTY. METRIC (TONNE) QUANT. METRIQUE (TONNE)	230	346	674	596	37		
	QTY. IMPERIAL (CWT) QUANT. IMPERIALE (QTL)	5,061	7,628	14,848	13,142	37		
	VALUE (\$000) VALEUR (\$000)	169	279	541	538	46	BRAZIL BRESIL	28
40963	AZELAIC ACID ACIDE AZELIQUE							
	QTY. METRIC (TONNE) QUANT. METRIQUE (TONNE)	463	491	439	412	-5		
	QTY. IMPERIAL (CWT) QUANT. IMPERIALE (QTL)	10,645	10,835	9,684	9,078	-5		
	VALUE (\$000) VALEUR (\$000)	1,226	1,348	1,353	1,018	-6	UNITED STATES ETATS-UNIS	100
40965	FUMARIC ACID ACIDE FUMARIQUE							
	QTY. METRIC (TONNE) QUANT. METRIQUE (TONNE)	587	732	864	734	8		
	QTY. IMPERIAL (CWT) QUANT. IMPERIALE (QTL)	12,948	16,138	19,050	16,184	8		
	VALUE (\$000) VALEUR (\$000)	735	1,024	1,251	1,107	15	UNITED STATES ETATS-UNIS	91
40971	ISOPHTHALIC ACID ACIDE ISOPHTALIQUE							
	QTY. METRIC (TONNE) QUANT. METRIQUE (TONNE)	1,368	2,672	2,157	2,360	20		
	QTY. IMPERIAL (CWT) QUANT. IMPERIALE (QTL)	30,157	58,898	47,557	52,036	20		
	VALUE (\$000) VALEUR (\$000)	1,630	2,253	2,695	2,992	22	UNITED STATES ETATS-UNIS	54
40972	PHTHALIC ANHYDRIDE ANHYDRIDE PHTHALIQUE							
	QTY. METRIC (TONNE) QUANT. METRIQUE (TONNE)	3,896	7,025	7,335	9,926	36		
	QTY. IMPERIAL (CWT) QUANT. IMPERIALE (QTL)	85,887	154,878	161,701	218,827	36		

## IMPORT DATA TRENDS - TENDANCES DES DONNEES SUR L'IMPORTATION

## SECTION 2 - FABRICATED MATERIALS, INEDIBLE

## SECTION 2 - MATIERES TRAVAILLEES, NON COMESTIBLES

CODE	COMMODITY MARCHANDISE	1982	1983	1984	AVE. ANNUAL GROWTH RATE (%) 1982-1985 TAUX DE CROISSANCE ANNUEL MOYEN		MAJOR COUNTRY OF EXPORT - SHARE OF IMPORT MARKET (%) 1985 PAYS EXPORTATEUR PRINCIPAL - PART DU MARCHE DES IMPORTATIONS	
					1985	ANNUAL MOYEN		
40972	PHTHALIC ANHYDRIDE ANHYDRIDE PHTALIQUE			(CONT-D) (SUITE)				
	VALUE (\$000) VALEUR (\$000)	3,421	4,864	5,109	6,022	21	UNITED STATES ETATS-UNIS	60
40973	PARAPHTHALIC ACID ACIDE PARAPHTALIQUE							
	QTY. METRIC (TONNE) QUANT. METRIQUE (TONNE)	34,453	46,891	48,932	41,985	7		
	QTY. IMPERIAL (CWT) QUANT. IMPERIALE (QTL)	759,539	1,033,755	1,078,747	925,589	7		
	VALUE (\$000) VALEUR (\$000)	33,106	42,476	45,460	35,678	3	UNITED STATES ETATS-UNIS	100
40980-37	PARAPHTHALIC ACID ACIDE PARAPHTALIQUE							
	QTY. METRIC (KG) QUANT. METRIQUE (KG)	34,451,930	46,890,093	48,930,885	41,983,791	7		
	QTY. IMPERIAL (CWT) QUANT. IMPERIALE (QTL)	759,539	1,033,755	1,078,747	925,589	7		
	VALUE (\$000) VALEUR (\$000)	33,106	42,476	45,460	35,678	3	UNITED STATES ETATS-UNIS	100
40974	ADIPIC ACID ACIDE ADIPIQUE							
	QTY. METRIC (TONNE) QUANT. METRIQUE (TONNE)	2,304	1,968	1,650	782	-30		
	QTY. IMPERIAL (CWT) QUANT. IMPERIALE (QTL)	50,799	43,397	36,375	17,243	-30		
	VALUE (\$000) VALEUR (\$000)	2,527	2,142	2,210	814	-31	BRAZIL BRESIL	47
40979	PHTHALIC ACID DERIVATIVES DERIVES D'ACIDE PHTALIQUE							
	QTY. METRIC (TONNE) QUANT. METRIQUE (TONNE)	12,156	11,815	9,755	9,800	-7		
	QTY. IMPERIAL (CWT) QUANT. IMPERIALE (QTL)	267,982	260,473	215,054	216,045	-7		
	VALUE (\$000) VALEUR (\$000)	12,740	12,545	11,418	11,090	-4	UNITED STATES ETATS-UNIS	92
40979-37	DICAPRYL PHTHALATE PHTALATE DICAPRYLIQUE							
	QTY. METRIC (KG) QUANT. METRIQUE (KG)	321,777	775,231	2,141,217	3,746,200	125		
	QTY. IMPERIAL (CWT) QUANT. IMPERIALE (QTL)	7,094	17,091	47,206	82,590	125		
	VALUE (\$000) VALEUR (\$000)	348	755	2,156	3,458	113	UNITED STATES ETATS-UNIS	94
40981	PDLYACIDS AND DERIVATIVES N E S POLYACIDES ET DERIVES N D A							
	QTY. METRIC (TONNE) QUANT. METRIQUE (TONNE)	3,983	5,417	6,828	8,256	27		
	QTY. IMPERIAL (CWT) QUANT. IMPERIALE (QTL)	87,817	119,433	150,532	182,007	27		
	VALUE (\$000) VALEUR (\$000)	8,039	11,729	15,202	16,576	27	UNITED STATES ETATS-UNIS	64

SEE EXPLANATORY NOTES / VOIR NOTES EXPLICATIVES

## IMPORT DATA TRENDS - TENDANCES DES DONNEES SUR L'IMPORTATION

## SECTION 2 - FABRICATED MATERIALS, INEDIBLE

## SECTION 2 - MATIERES TRAVAILLEES, NON COMESTIBLES

CODE	COMMODITY MARCHANDISE	1982	1983	1984	1985	AVE. ANNUAL GROWTH RATE (%) 1982-1985	MAJOR COUNTRY OF EXPORT - SHARE OF IMPORT MARKET (%) 1985	1985	ANNUEL MOYEN	PAYS EXPORTATEUR PRINCIPAL - PART DU MARCHE DES IMPORTATIONS
						TAUX DE CROISSANCE	MARCHE DES IMPORTATIONS			
40980-81	MALEIC ANHYDRIDE ANHYDRIDE MALEIQUE									
	QTY. METRIC (KG) QUANT. METRIQUE (KG)	1,833,139	2,662,347	3,719,529	5,166,073	41				
	QTY. IMPERIAL (CWT) QUANT. IMPERIALE (QTL)	40,414	58,695	82,002	113,893	41				
	VALUE (\$000) VALEUR (\$000)	1,997	2,648	4,145	6,099	44	UNITED STATES ETATS-UNIS			76
40983	LACTIC ACID ACIDE LACTIQUE									
	QTY. METRIC (TONNE) QUANT. METRIQUE (TONNE)	204	308	446	402	25				
	QTY. IMPERIAL (CWT) QUANT. IMPERIALE (QTL)	4,508	6,780	9,834	8,873	25				
	VALUE (\$000) VALEUR (\$000)	315	549	792	782	35	UNITED STATES ETATS-UNIS			53
40986	TARTARIC ACID ACIDE TARTARIQUE									
	QTY. METRIC (TONNE) QUANT. METRIQUE (TONNE)	171	187	218	274	17				
	QTY. IMPERIAL (CWT) QUANT. IMPERIALE (QTL)	3,761	4,130	4,813	6,045	17				
	VALUE (\$000) VALEUR (\$000)	390	367	420	534	11	SPAIN ESPAGNE			42
40993	ACETYSALICYLIC ACID, IN BULK ACIDE ACETYSALICYLIQUE, EN VRAC									
	QTY. METRIC (TONNE) QUANT. METRIQUE (TONNE)	869	964	1,006	903	1				
	QTY. IMPERIAL (CWT) QUANT. IMPERIALE (QTL)	19,147	21,260	22,181	19,904	1				
	VALUE (\$000) VALEUR (\$000)	3,766	4,272	4,759	3,959	2	UNITED STATES ETATS-UNIS			63
40994	2,4-DICHLOROPHENOXYACETIC ACID TECH 2, 4 ACIDE DICHLOROPHENOXYACETIQUE									
	QTY. METRIC (TONNE) QUANT. METRIQUE (TONNE)	331	1,533	930	621	23				
	QTY. IMPERIAL (CWT) QUANT. IMPERIALE (QTL)	7,308	33,803	20,498	13,682	23				
	VALUE (\$000) VALEUR (\$000)	874	3,473	2,207	1,350	15	UNITED STATES ETATS-UNIS			64
40996	METHYL CHLOROPHENOXYACETIC ACID ACIDE CHLOROPHENOXYACET. DE METHYLE									
	QTY. METRIC (TONNE) QUANT. METRIQUE (TONNE)	1,948	1,837	1,906	1,600	-6				
	QTY. IMPERIAL (CWT) QUANT. IMPERIALE (QTL)	42,948	40,500	42,021	35,272	-6				
	VALUE (\$000) VALEUR (\$000)	6,566	5,984	5,995	4,268	-13	NETHERLANDS PAYS-BAS			43

## IMPORT DATA TRENDS - TENDANCES DES DONNEES SUR L'IMPORTATION

## SECTION 2 - FABRICATED MATERIALS, INEDIBLE

## SECTION 2 - MATIERES TRAVAILLEES, NON COMESTIBLES

CODE	COMMODITY MARCHANDISE	1982	1983	1984	1985	AVE. ANNUAL GROWTH RATE (%) 1982-1985	MAJOR COUNTRY OF EXPORT - SHARE OF IMPORT MARKET (%) 1985
						TAUX DE CROISSANCE ANNUEL MOYEN	PAYS EXPORTATEUR PRINCIPAL - PART DU MARCHE DES IMPORTATIONS
4099B	OXYGEN FUNCTION ACIDS AND DERIV NES ACIDES A FONCT. OXYGENEE, DERIV NDA						
	QTY. METRIC (TONNE) QUANT. METRIQUE (TONNE)	18,099	18,553	24,862	27,073	14	
	QTY. IMPERIAL (CWT) QUANT. IMPERIALE (QTL)	399,002	409,020	548,098	596,851	14	
	VALUE (\$000) VALEUR (\$000)	63,134	72,557	100,984	121,121	24	GERMANY WEST ALLEMAGNE, O. 55
40991-15	CITRIC ACID ACIDE CITRIQUE						
	QTY. METRIC (KG) QUANT. METRIQUE (KG)	2,744,083	2,487,760	3,017,870	3,990,050	13	
	QTY. IMPERIAL (CWT) QUANT. IMPERIALE (QTL)	60,497	54,846	66,533	87,956	13	
	VALUE (\$000) VALEUR (\$000)	5,052	4,557	4,918	6,537	9	MEXICO MEXIQUE 29
40991-39	CITRIC ACID SALTS NES SELS D'ACIDE CITRIQUE NDA						
	QTY. METRIC (KG) QUANT. METRIQUE (KG)	7,346,525	6,480,894	8,028,679	7,913,331	3	
	QTY. IMPERIAL (CWT) QUANT. IMPERIALE (QTL)	161,964	142,880	177,003	174,460	3	
	VALUE (\$000) VALEUR (\$000)	7,430	4,849	5,466	5,602	-9	IRELAND IRLANDE 98
40997-59	OXYGEN-FUNCTION ACIDS, SINGLE OR COMPLEX, NES ACIDE A FONCT OXYGENE SIMPLE OU COMPL NDA						
	QTY. METRIC (KG) QUANT. METRIQUE (KG)	204,977	135,170	31,434	40,596	-41	
	QTY. IMPERIAL (CWT) QUANT. IMPERIALE (QTL)	4,519	2,980	693	895	-41	
	VALUE (\$000) VALEUR (\$000)	8,044	6,262	7,655	8,133	0	BAHAMAS ILES BAHAMAS 48
40997-79	OXYGEN-FUNCTION ACID SALTS NES SELS D'ACIDE A FONCTION OXYGENE NDA						
	QTY. METRIC (KG) QUANT. METRIQUE (KG)	40,551	107,546	76,702	75,205	23	
	QTY. IMPERIAL (CWT) QUANT. IMPERIALE (QTL)	894	2,371	1,691	1,658	23	
	VALUE (\$000) VALEUR (\$000)	1,662	2,679	2,452	3,295	25	BAHAMAS ILES BAHAMAS 54
40999-69	OXYGEN-FUNCTION ACID ESTERS NES ESTERS D'ACIDE A FONCTION OXYGENE NDA						
	QTY. METRIC (KG) QUANT. METRIQUE (KG)	3,854,290	4,726,408	8,454,192	9,814,780	36	
	QTY. IMPERIAL (CWT) QUANT. IMPERIALE (QTL)	84,973	104,200	186,384	216,380	36	
	VALUE (\$000) VALEUR (\$000)	32,649	43,706	67,259	85,912	38	GERMANY WEST ALLEMAGNE, O. 75
41Q52	TRICRESYL PHOSPHATES TRICRESYLPHOSPHATES						
	QTY. METRIC (TONNE) QUANT. METRIQUE (TONNE)	39	35	90	36	-3	
	QTY. IMPERIAL (CWT) QUANT. IMPERIALE (QTL)	862	772	1,992	783	-3	
	VALUE (\$000) VALEUR (\$000)	90	76	182	97	3	UNITED STATES ETATS-UNIS 100

SEE EXPLANATORY NOTES / VOIR NOTES EXPLICATIVES

## IMPORT DATA TRENDS - TENDANCES DES DONNEES SUR L'IMPORTATION

## SECTION 2 - FABRICATED MATERIALS, INEDIBLE

## SECTION 2 - MATIERES TRAVAILLEES, NON COMESTIBLES

CODE	COMMODITY MARCHANDISE	1982	1983	1984	AVE. ANNUAL GROWTH RATE (%) 1982-1985 TAUX DE CROISSANCE ANNUEL MOYEN		MAJOR COUNTRY OF EXPORT - SHARE OF IMPORT MARKET (%) 1985 PAYS EXPORTATEUR PRINCIPAL - PART DU MARCHE DES IMPORTATIONS	
					1985	ANNUEL MOYEN		
41099	INORGANIC ESTERS N E S ESTERS INORGANIQUE N D A							
	QTY. METRIC (TONNE) QUANT. METRIQUE (TONNE)	2,788	3,803	3,985	5,335	24		
	QTY. IMPERIAL (CWT) QUANT. IMPERIALE (QTL)	61,467	83,841	87,848	117,619	24		
	VALUE (\$000) VALEUR (\$000)	10,906	11,569	15,729	14,946	11	UNITED STATES ETATS-UNIS	77
41124	HEXAMETHYLENE DIAMINE HEXAMETHYLENE DIAMINE							
	QTY. METRIC (TONNE) QUANT. METRIQUE (TONNE)	18	11	818	1,292	310		
	QTY. IMPERIAL (CWT) QUANT. IMPERIALE (QTL)	390	237	18,031	28,483	312		
	VALUE (\$000) VALEUR (\$000)	34	40	2,121	2,562	316	UNITED STATES ETATS-UNIS	100
41125	AMINE FUNCTIDN COMPOUNDS N E S COMPOSES A FONCTION AMINE N D A							
	QTY. METRIC (TONNE) QUANT. METRIQUE (TONNE)	11,012	15,369	17,580	15,637	12		
	QTY. IMPERIAL (CWT) QUANT. IMPERIALE (QTL)	242,764	338,828	387,559	344,734	12		
	VALUE (\$000) VALEUR (\$000)	48,381	74,819	81,490	61,718	8	UNITED STATES ETATS-UNIS	66
41125-29	ACYCLIC MONOAMINES & DERIVATIVES NES MONDAMINES ACYCLIQUES ET DERIVES NDA							
	QTY. METRIC (KG) QUANT. METRIQUE (KG)	717,806	834,878	1,098,686	1,035,183	13		
	QTY. IMPERIAL (CWT) QUANT. IMPERIALE (QTL)	15,825	18,406	24,222	22,822	13		
	VALUE (\$000) VALEUR (\$000)	2,931	3,207	4,112	4,638	16	UNITED STATES ETATS-UNIS	63
41125-50	DIPHENYLAMINE DIPHENYLAMINE							
	QTY. METRIC (KG) QUANT. METRIQUE (KG)	1,548,284	2,760,957	3,710,729	4,248,006	39		
	QTY. IMPERIAL (CWT) QUANT. IMPERIALE (QTL)	34,134	60,869	81,808	93,653	39		
	VALUE (\$000) VALEUR (\$000)	3,855	5,961	8,445	10,255	38	UNITED STATES ETATS-UNIS	99
41125-56	TOLUIDINE ISOMER DERIVATIVES DERIVES ISOMERIQUES DE TOLUIDINE							
	QTY. METRIC (KG) QUANT. METRIQUE (KG)	2,944,700	5,415,865	4,962,275	3,560,092	6		
	QTY. IMPERIAL (CWT) QUANT. IMPERIALE (QTL)	64,920	119,400	109,400	78,487	6		
	VALUE (\$000) VALEUR (\$000)	25,088	46,470	42,799	25,554	1	UNITED STATES ETATS-UNIS	66
41134	ETHANOLAMINES, MONO-, DI-, TRI- ETHANOLAMINES, MONO-, DI-, TRI-							
	QTY. METRIC (TONNE) QUANT. METRIQUE (TONNE)	4,056	4,650	5,101	5,131	8		
	QTY. IMPERIAL (CWT) QUANT. IMPERIALE (QTL)	89,408	102,503	112,457	113,110	8		

SEE EXPLANATORY NOTES / VOIR NOTES EXPLICATIVES

## IMPORT DATA TRENDS - TENDANCES DES DONNEES SUR L'IMPORTATION

## SECTION 2 - FABRICATED MATERIALS, INEDIBLE

## SECTION 2 - MATIERES TRAVAILLEES, NON COMESTIBLES

CODE	COMMOITY MARCHANDISE	1982	1983	1984	AVE. ANNUAL GROWTH RATE (%) 1982-1985 TAUX DE CROISSANCE ANNUEL MOYEN		MAJOR COUNTRY OF EXPRT - SHARE OF IMPORT MARKET (%) 1985 PAYS EXPORTATEUR PRINCIPAL - PART DU MARCHE DES IMPORTATIONS	
					1985			
41134	ETHANOLAMINES, MDNO-, DI-, TRI- ETHANOLAMINES, MDND-, DI-, TRI-			(CONT-D) (SUITE)				
	VALUE (\$000) VALEUR (\$000)	4,555	5,124	5,314	4,713	1	UNITED STATES ETATS-UNIS	98
41143	PHENETIDINES, META-, ORTHO-, PARA- PHENETIDINES META-, ORTHO-, PARA-							
	QTY. METRIC (TONNE) QUANT. METRIQUE (TONNE)	0	1	0	0	N.A.		
	QTY. IMPERIAL (CWT) QUANT. IMPERIALE (QTL)	0	20	0	1	N.A.		
	VALUE (\$000) VALEUR (\$000)	0	2	0	21	N.A.	FRANCE FRANCE	100
41145	SODIUM GLUTAMATE, MONO- GLUTAMATE DE SODIUM, MONO-							
	QTY. METRIC (TONNE) QUANT. METRIQUE (TONNE)	2,919	3,651	3,682	4,011	11		
	QTY. IMPERIAL (CWT) QUANT. IMPERIALE (QTL)	64,344	80,482	81,174	88,421	11		
	VALUE (\$000) VALEUR (\$000)	5,558	5,589	5,341	6,200	4	BRAZIL BRESIL	50
41145-20	MONOSODIUM GLUTAMATE, IN BULK GLUTAMATE MONOSODIQUE EN VRAC							
	QTY. METRIC (KG) QUANT. METRIQUE (KG)	2,752,339	3,486,701	3,554,785	3,850,389	12		
	QTY. IMPERIAL (CWT) QUANT. IMPERIALE (QTL)	60,679	76,869	78,370	84,887	12		
	VALUE (\$000) VALEUR (\$000)	5,255	5,348	5,117	5,916	4	BRAZIL BRESIL	52
41147	SODIUM NITRILOTRIACETATE NITRILOTRIACETATE DE SODIUM							
	QTY. METRIC (TONNE) QUANT. METRIQUE (TONNE)	18,667	19,541	14,031	14,760	-7		
	QTY. IMPERIAL (CWT) QUANT. IMPERIALE (QTL)	411,528	430,799	309,331	325,399	-7		
	VALUE (\$000) VALEUR (\$000)	25,229	26,960	19,059	16,994	-12	UNITED STATES ETATS-UNIS	69
41149-77	SODIUM NITRILOTRIACETATE NITRILOTRIACETATE DE SODIUM							
	QTY. METRIC (KG) QUANT. METRIQUE (KG)	18,666,499	19,540,612	14,030,945	14,759,773	-7		
	QTY. IMPERIAL (CWT) QUANT. IMPERIALE (QTL)	411,528	430,799	309,331	325,399	-7		
	VALUE (\$000) VALEUR (\$000)	25,229	26,960	19,059	16,994	-12	UNITED STATES ETATS-UNIS	69
41149	OXYGEN FUNCTION AMINO COMPOUNDS NES COMP. AMINES A FONCT. OXYGENEE NDA							
	QTY. METRIC (TONNE) QUANT. METRIQUE (TONNE)	6,467	11,418	20,968	22,203	50		
	QTY. IMPERIAL (CWT) QUANT. IMPERIALE (QTL)	142,577	251,725	462,267	489,492	50		
	VALUE (\$000) VALEUR (\$000)	43,031	48,956	79,374	85,682	25	UNITED STATES ETATS-UNIS	60

SEE EXPLANATORY NOTES / VOIR NOTES EXPLICATIVES

## IMPORT DATA TRENDS - TENDANCES DES DONNEES SUR L'IMPORTATION

## SECTION 2 - FABRICATED MATERIALS, INEDIBLE

## SECTION 2 - MATIERES TRAVAILLEES, NON COMESTIBLES

CODE	COMMODITY MARCHANDISE	1982	1983	1984	AVE. ANNUAL GROWTH RATE (%) 1982-1985 TAUX DE CROISSANCE 1985 ANNUEL MOYEN		MAJOR COUNTRY OF EXPORT - SHARE OF IMPORT MARKET (%) 1985 PAYS EXPORTATEUR PRINCIPAL - PART DU MARCHE DES IMPORTATIONS	
41149-49	AMINO NAPHTHOLS & DERIVATIVES NES NAPHTOLS AMINES ET DERIVES NDA							
	QTY. METRIC (KG) QUANT. METRIQUE (KG)	45	408	2,495	4,853	369		
	QTY. IMPERIAL (CWT) QUANT. IMPERIALE (QTL)	1	9	55	107	367		
	VALUE (\$000) VALEUR (\$000)	0	230	4,627	3,975	>999	IRELAND IRLANDE	89
41149-60	METHYLDOPA, IN BULK METHYLDOPA, EN VRAC							
	QTY. METRIC (KG) QUANT. METRIQUE (KG)	68,537	34,518	55,020	57,515	-6		
	QTY. IMPERIAL (CWT) QUANT. IMPERIALE (QTL)	1,511	761	1,213	1,268	-6		
	VALUE (\$000) VALEUR (\$000)	7,609	3,885	7,260	5,717	-9	PUERTO RICO PORTO RICO	42
41149-63	LYSINE AND ITS HYDROCHLORIDES LYSINE ET SES CHLORHYDRATES							
	QTY. METRIC (KG) QUANT. METRIQUE (KG)	878,558	1,633,423	1,981,553	1,466,320	18		
	QTY. IMPERIAL (CWT) QUANT. IMPERIALE (QTL)	19,369	36,011	43,686	32,327	18		
	VALUE (\$000) VALEUR (\$000)	3,106	5,407	7,089	3,946	8	JAPAN JAPON	79
41149-73	EDETIC ACID AND DERIVATIVES ACIDE EDETIQUE ET DERIVES							
	QTY. METRIC (KG) QUANT. METRIQUE (KG)	1,113,700	1,824,656	2,903,203	4,121,409	54		
	QTY. IMPERIAL (CWT) QUANT. IMPERIALE (QTL)	24,553	40,227	64,005	90,862	54		
	VALUE (\$000) VALEUR (\$000)	1,055	2,038	3,035	3,682	51	UNITED STATES ETATS-UNIS	48
41149-76	NITRIL TRIACETIC ACID ACIDE NITRILOTRIACETIQUE							
	QTY. METRIC (KG) QUANT. METRIQUE (KG)	13,653	1,594,369	7,393,426	6,520,266	666		
	QTY. IMPERIAL (CWT) QUANT. IMPERIALE (QTL)	301	35,150	162,998	143,748	666		
	VALUE (\$000) VALEUR (\$000)	18	2,189	10,545	8,739	677	UNITED STATES ETATS-UNIS	100
41149-79	AMINO ACIDS AND DERIVATIVES NES ACIDE AMINE ET DERIVE NDA							
	QTY. METRIC (KG) QUANT. METRIQUE (KG)	1,536,718	2,779,055	3,231,738	2,844,418	23		
	QTY. IMPERIAL (CWT) QUANT. IMPERIALE (QTL)	33,879	61,268	71,248	62,709	23		
	VALUE (\$000) VALEUR (\$000)	2,256	3,982	5,554	8,512	55	UNITED STATES ETATS-UNIS	48
41151	CHOLINE CHLORIDE CHLORURE DE CHOLINE							
	QTY. METRIC (TONNE) QUANT. METRIQUE (TONNE)	2,572	1,792	1,104	937	-29		
	QTY. IMPERIAL (CWT) QUANT. IMPERIALE (QTL)	56,712	39,499	24,343	20,653	-29		
	VALUE (\$000) VALEUR (\$000)	2,543	1,693	1,055	796	-32	UNITED STATES ETATS-UNIS	52

SEE EXPLANATORY NOTES / VOIR NOTES EXPLICATIVES



## IMPORT DATA TRENDS - TENDANCES DES DONNEES SUR L'IMPORTATION

## SECTION 2 - FABRICATED MATERIALS, INEDIBLE

## SECTION 2 - MATIERES TRAVAILLEES, NON COMESTIBLES

CODE	COMMODITY MARCHANDISE	1982	1983	1984	AVE. ANNUAL GROWTH RATE (%) 1982-1985 TAUX DE CROISSANCE ANNUEL MOYEN		MAJOR COUNTRY OF EXPORT - SHARE OF IMPORT MARKET (%) 1985 PAYS EXPORTATEUR PRINCIPAL - PART DU MARCHE DES IMPORTATIONS		
					1985	ANNUEL MOYEN			
41152	QUATERNARY AMMONIUM SALTS N E S SELS D'AMMONIUM QUATERNAIRES N D A								
	QTY. METRIC (TONNE) QUANT. METRIQUE (TONNE)	499	741	787	822	18			
	QTY. IMPERIAL (CWT) QUANT. IMPERIALE (QTL)	11,006	16,336	17,361	18,130	18			
	VALUE (\$000) VALEUR (\$000)	1,017	1,742	1,705	1,725	19	UNITED STATES ETATS-UNIS	80	
41159	AMIDE FUNCTION COMPOUNDS COMPOSES A FONCTION AMIDE								
	QTY. METRIC (TONNE) QUANT. METRIQUE (TONNE)	4,469	5,613	6,743	7,713	20			
	QTY. IMPERIAL (CWT) QUANT. IMPERIALE (QTL)	98,514	123,749	148,659	170,040	20			
	VALUE (\$000) VALEUR (\$000)	42,418	71,936	87,228	103,253	34	UNITED STATES ETATS-UNIS	64	
41159-39	ACYCLIC AMIDES NES AMIDES ACYCLIQUES NDA								
	QTY. METRIC (KG) QUANT. METRIQUE (KG)	175,176	526,346	563,767	776,546	63			
	QTY. IMPERIAL (CWT) QUANT. IMPERIALE (QTL)	3,862	11,604	12,429	17,120	63			
	VALUE (\$000) VALEUR (\$000)	862	2,142	2,927	3,586	60	UNITED STATES ETATS-UNIS	65	
41159-63	ACETAMINOPHEN, IN BULK ACETAMINOPHENE, EN VRAC								
	QTY. METRIC (KG) QUANT. METRIQUE (KG)	280,364	424,515	425,558	607,856	29			
	QTY. IMPERIAL (CWT) QUANT. IMPERIALE (QTL)	6,181	9,359	9,382	13,401	29			
	VALUE (\$000) VALEUR (\$000)	2,378	3,202	3,642	3,972	18	UNITED STATES ETATS-UNIS	77	
41159-79	CYCLIC AMIDES NES AMIDES CYCLIQUES NDA								
	QTY. METRIC (KG) QUANT. METRIQUE (KG)	1,833,320	2,183,582	3,793,736	5,026,322	39			
	QTY. IMPERIAL (CWT) QUANT. IMPERIALE (QTL)	40,418	48,140	83,638	110,812	39			
	VALUE (\$000) VALEUR (\$000)	30,834	53,558	75,044	92,212	44	UNITED STATES ETATS-UNIS	62	
41163	HEXAMETHYLENE TETRAMINE HEXAMETHYLENE TETRAMINE								
	QTY. METRIC (TONNE) QUANT. METRIQUE (TDNNE)	186	199	369	493	38			
	QTY. IMPERIAL (CWT) QUANT. IMPERIALE (QTL)	4,090	4,387	8,143	10,872	38			
	VALUE (\$000) VALEUR (\$000)	135	168	278	409	44	UNITED STATES ETATS-UNIS	35	
41164	IMIDE & IMINE FUNCTION COMPOUND NES COMP. A FONCTION IMIDE OU IMINE NDA								
	QTY. METRIC (TDNNE) QUANT. METRIQUE (TDNNE)	295	486	449	568	24			
	QTY. IMPERIAL (CWT) QUANT. IMPERIALE (QTL)	6,502	10,708	9,903	12,525	24			

SEE EXPLANATORY NOTES / VOIR NOTES EXPLICATIVES

## IMPORT DATA TRENDS - TENDANCES DES DONNEES SUR L'IMPORTATION

## SECTION 2 - FABRICATED MATERIALS, INEDIBLE

## SECTION 2 - MATIERES TRAVAILLEES, NON COMESTIBLES

CODE	COMMODITY MARCHANDISE	1982	1983	1984	AVE. ANNUAL GROWTH RATE (%) 1982-1985		MAJOR COUNTRY OF EXPORT - SHARE OF IMPORT MARKET (%) 1985	
					1985	ANNUEL MOYEN	PAYS EXPORTATEUR PRINCIPAL - PART DU MARCHE DES IMPORTATIONS	
41164	IMIDE & IMINE FUNCTION COMPOUND NES CMP. A FONCTION IMIDE OU IMINE NDA			(CONT-D) (SUITE)				
	VALUE (\$000) VALEUR (\$000)	2,683	4,465	3,100	3.863	13	UNITED KINGDOM ROYAUME-UNI	32
41171	ACRYLONITRILE NITRILE ACRYLIQUE							
	QTY. METRIC (TONNE) QUANT. METRIQUE (TONNE)	9,220	12,563	14,956	14.891	17		
	QTY. IMPERIAL (CWT) QUANT. IMPERIALE (QTL)	203,266	276,961	329,726	328,292	17		
	VALUE (\$000) VALEUR (\$000)	10,327	12,785	15,974	15,839	15	UNITED STATES ETATS-UNIS	94
41174	ACETONITRILE ACETONITRILE							
	QTY. METRIC (TONNE) QUANT. METRIQUE (TONNE)	371	464	703	455	7		
	QTY. IMPERIAL (CWT) QUANT. IMPERIALE (QTL)	8,187	10,234	15,506	10,033	7		
	VALUE (\$000) VALEUR (\$000)	503	604	1,014	540	2	UNITED STATES ETATS-UNIS	100
41175	NITRILE FUNCTION COMPOUNDS N E S COMPOSES A FONCTION NITRILE N D A							
	QTY. METRIC (TONNE) QUANT. METRIQUE (TONNE)	1,011	1,644	2,381	8,255	100		
	QTY. IMPERIAL (CWT) QUANT. IMPERIALE (QTL)	22,299	36,234	52,494	181,998	100		
	VALUE (\$000) VALEUR (\$000)	8,637	17,312	18,324	39,731	65	UNITED STATES ETATS-UNIS	39
41175-22	ADIPONITRILE ADIPONITRILE							
	QTY. METRIC (KG) QUANT. METRIQUE (KG)	0	0	1,118,054	6,680,610	N.A.		
	QTY. IMPERIAL (CWT) QUANT. IMPERIALE (QTL)	0	0	24,649	147,283	N.A.		
	VALUE (\$000) VALEUR (\$000)	0	0	3,119	13,363	N.A.	UNITED STATES ETATS-UNIS	100
41182	ISOCYANATES ISOCYANATES							
	QTY. METRIC (TONNE) QUANT. METRIQUE (TONNE)	23,287	32,847	38,246	48,364	27		
	QTY. IMPERIAL (CWT) QUANT. IMPERIALE (QTL)	513,378	724,132	843,171	1,066,236	27		
	VALUE (\$000) VALEUR (\$000)	57,081	78,542	96,912	114,190	26	UNITED STATES ETATS-UNIS	89
41182-12	TOLUENE 2,4-DIISOCYANATE 2,4-DIISOCYANATE DE TOLUENE							
	QTY. METRIC (KG) QUANT. METRIQUE (KG)	13,641,356	19,703,269	22,321,935	25,357,359	23		
	QTY. IMPERIAL (CWT) QUANT. IMPERIALE (QTL)	300,742	434,365	492,117	559,037	23		
	VALUE (\$000) VALEUR (\$000)	29,517	44,154	54,468	62,535	28	UNITED STATES ETATS-UNIS	91

SEE EXPLANATORY NOTES / VOIR NOTES EXPLICATIVES

## IMPORT DATA TRENDS - TENDANCES DES DONNEES SUR L'IMPORTATION

## SECTION 2 - FABRICATED MATERIALS, INEDIBLE

## SECTION 2 - MATIERES TRAVAILLEES, NON COMESTIBLES

CODE	COMMODITY MARCHANDISE		1982	1983	1984	AVE. ANNUAL GROWTH RATE (%) 1982-1985 TAUX DE CROISSANCE ANNUEL MOYEN		MAJOR COUNTRY OF EXPORT - SHARE OF IMPORT MARKET (%) 1985 PAYS EXPORTATEUR PRINCIPAL - PART DU MARCHE DES IMPORTATIONS	
						1985	ANNUEL MOYEN		
41182-15	DIPHENYLMETHANE 4,4-DIISOCYANATE 4-4-DIISOCYANATE DE DIPHENYLMETHANE								
	QTY. METRIC (KG) QUANT. METRIQUE (KG)	(KG)	8,450,881	12,126,048	15,325,082	21,345,220	36		
	QTY. IMPERIAL (CWT) QUANT. IMPERIALE (QTL)	(CWT)	186,311	267,335	337,862	470,584	36		
	VALUE (\$000) VALEUR (\$000)	(\$000)	22,274	31,224	40,043	44,244	25	UNITED STATES ETATS-UNIS	88
41182-21	HEXAMETHYLENE DIISOCYANATE DIISOCYANATE D'HEXAMETHYLENE								
	QTY. METRIC (KG) QUANT. METRIQUE (KG)	(KG)	18,461	104,689	72,756	577,919	212		
	QTY. IMPERIAL (CWT) QUANT. IMPERIALE (QTL)	(CWT)	407	2,308	1,604	12,741	212		
	VALUE (\$000) VALEUR (\$000)	(\$000)	47	404	514	4,158	340	UNITED STATES ETATS-UNIS	88
41199	NITROGEN FUNCTION COMPOUNDS N E S COMPOSES A FONCTION AZOTEE N D A								
	QTY. METRIC (TONNE) QUANT. METRIQUE (TONNE)	(TONNE)	998	1,203	1,198	1,526	15		
	QTY. IMPERIAL (CWT) QUANT. IMPERIALE (QTL)	(CWT)	22,010	26,526	26,410	33,650	15		
	VALUE (\$000) VALEUR (\$000)	(\$000)	5,149	6,219	6,947	8,177	17	UNITED STATES ETATS-UNIS	47
41204	XANTHATES XANTHATES								
	QTY. METRIC (TONNE) QUANT. METRIQUE (TONNE)	(TONNE)	1,926	1,000	1,566	987	-20		
	QTY. IMPERIAL (CWT) QUANT. IMPERIALE (QTL)	(CWT)	42,467	22,052	34,524	21,768	-20		
	VALUE (\$000) VALEUR (\$000)	(\$000)	2,305	1,258	1,841	1,194	-19	BELGIUM-LUXEMB BELGIQUE-LUX.	78
41212	DITHIOCARBAMATES DITHIOCARBAMATES								
	QTY. METRIC (TONNE) QUANT. METRIQUE (TONNE)	(TONNE)	26	82	63	70	39		
	QTY. IMPERIAL (CWT) QUANT. IMPERIALE (QTL)	(CWT)	565	1,802	1,399	1,552	40		
	VALUE (\$000) VALEUR (\$000)	(\$000)	94	257	262	583	83	UNITED STATES ETATS-UNIS	97
41220	MERCAPTANS MERCAPTANS								
	QTY. METRIC (TONNE) QUANT. METRIQUE (TONNE)	(TONNE)	1,366	1,085	1,319	1,407	1		
	QTY. IMPERIAL (CWT) QUANT. IMPERIALE (QTL)	(CWT)	30,118	23,919	29,082	31,026	1		
	VALUE (\$000) VALEUR (\$000)	(\$000)	3,812	3,269	3,696	3,511	-3	UNITED STATES ETATS-UNIS	76

## IMPORT DATA TRENDS - TENDANCES DES DONNEES SUR L'IMPORTATION

## SECTION 2 - FABRICATED MATERIALS, INEDIBLE

## SECTION 2 - MATIERES TRAVAILLEES, NON COMESTIBLES

CODE	COMMODITY MARCHANDISE	1982	1983	1984	1985	AVE. ANNUAL	MAJOR COUNTRY OF EXPORT	
						GROWTH RATE (%) 1982-1985	- SHARE OF IMPORT MARKET (%) 1985	
						TAUX DE CROISSANCE ANNUEL MOYEN	PAYS EXPORTATEUR PRINCIPAL - PART DU MARCHE DES IMPORTATIONS	
41223	METHIONINE METHIONINE							
	QTY. METRIC (TONNE) QUANT. METRIQUE (TONNE)	2,504	3,193	3,119	3,306	10		
	QTY. IMPERIAL (CWT) QUANT. IMPERIALE (QTL)	55,211	70,391	68,772	72,883	10		
	VALUE (\$000) VALEUR (\$000)	7,293	10,004	9,342	7,606	1	UNITED STATES ETATS-UNIS	45
41223-15	METHIONINE, IN BULK METHIONINE, EN VRAC							
	QTY. METRIC (KG) QUANT. METRIQUE (KG)	2,195,421	2,870,544	2,569,769	2,591,541	6		
	QTY. IMPERIAL (CWT) QUANT. IMPERIALE (QTL)	48,401	63,285	56,854	57,134	6		
	VALUE (\$000) VALEUR (\$000)	6,324	9,071	7,905	6,224	-1	FRANCE FRANCE	40
41229	ORGANO-SULPHUR COMPOUNDS N E S THIOCOMPOSES ORGANIQUES N D A							
	QTY. METRIC (TONNE) QUANT. METRIQUE (TONNE)	5,012	4,761	5,647	4,435	-4		
	QTY. IMPERIAL (CWT) QUANT. IMPERIALE (QTL)	110,498	104,955	124,500	97,765	-4		
	VALUE (\$000) VALEUR (\$000)	36,530	35,561	44,953	30,805	-6	UNITED STATES ETATS-UNIS	43
41213-35	TRIALATE, TECHNICAL TRIALATE TECHNIQUE							
	QTY. METRIC (KG) QUANT. METRIQUE (KG)	3,129,227	2,762,046	2,999,636	1,515,626	-22		
	QTY. IMPERIAL (CWT) QUANT. IMPERIALE (QTL)	68,988	60,893	66,131	33,414	-22		
	VALUE (\$000) VALEUR (\$000)	28,115	24,789	29,497	13,891	-21	BELGIUM-LUXEMB BELGIQUE-LUX.	55
41254	SILICONE FLUIDS SILICONE LIQUIDE							
	QTY. METRIC (TONNE) QUANT. METRIQUE (TONNE)	789	579	554	507	-14		
	QTY. IMPERIAL (CWT) QUANT. IMPERIALE (QTL)	17,386	12,756	12,218	11,183	-14		
	VALUE (\$000) VALEUR (\$000)	4,932	4,200	5,057	3,760	-9	UNITED STATES ETATS-UNIS	95
41259	ORGANO-INORGANIC COMPOUND N E S COMPOSES ORGANO-INORGANIQUES N D A							
	QTY. METRIC (TONNE) QUANT. METRIQUE (TONNE)	1,151	2,228	1,940	2,690	32		
	QTY. IMPERIAL (CWT) QUANT. IMPERIALE (QTL)	25,384	49,111	42,773	59,301	32		
	VALUE (\$000) VALEUR (\$000)	7,390	14,469	14,583	16,188	30	UNITED STATES ETATS-UNIS	94
41259-72	ORGANOTIN COMPOUNDS, EXCEPT TRIBUTYL TIN OXIDE COMPOSES ORGANETANIQUES, SAUF OXYDE DE TRIBUTYLETAIN							
	QTY. METRIC (KG) QUANT. METRIQUE (KG)	286,714	996,855	606,042	759,355	38		
	QTY. IMPERIAL (CWT) QUANT. IMPERIALE (QTL)	6,321	21,977	13,361	16,741	38		

SEE EXPLANATORY NOTES / VOIR NOTES EXPLICATIVES

## IMPORT DATA TRENDS - TENDANCES DES DONNEES SUR L'IMPORTATION

## SECTION 2 - FABRICATED MATERIALS, INEDIBLE

## SECTION 2 - MATIERES TRAVAILLEES, NON COMESTIBLES

CODE	COMMODITY MARCHANDISE	1982	1983	1984	AVE. ANNUAL GROWTH RATE (%) 1982-1985 TAUX DE CROISSANCE ANNUEL MOYEN		MAJOR COUNTRY OF EXPORT - SHARE OF IMPORT MARKET (%) 1985 PAYS EXPORTATEUR PRINCIPAL - PART OU MARCHE DES IMPORTATIONS	
					1985	ANNUEL MOYEN		
41259-72	ORGANOTIN COMPOUNDS, EXCEPT TRIBUTYL TIN OXIDE COMPOSES ORGANOETANIQUES, SAUF OXYDE DE TRIBUTYLETAIN			(CONT-O) (SUITE)				
	VALUE (\$000) VALEUR (\$000)	3,358	9,130	7,687	8,916	38	UNITED STATES ETATS-UNIS	98
41263	THIAZOLES, EXCEPT SULFATHIAZOLE THIAZOLES, SAUF SULFATHIAZOLE							
	QTY. METRIC (TONNE) QUANT. METRIQUE (TONNE)	1,288	1,478	1,646	1,425	4		
	QTY. IMPERIAL (CWT) QUANT. IMPERIALE (QTL)	28,397	32,573	36,287	31,411	4		
	VALUE (\$000) VALEUR (\$000)	6,235	7,021	8,008	5,713	-3	UNITED STATES ETATS-UNIS	57
41265	MORPHOLINE MORPHOLINE							
	QTY. METRIC (TONNE) QUANT. METRIQUE (TONNE)	504	805	946	1,091	29		
	QTY. IMPERIAL (CWT) QUANT. IMPERIALE (QTL)	11,119	17,753	20,862	24,052	29		
	VALUE (\$000) VALEUR (\$000)	1,214	1,782	2,046	1,883	16	UNITED STATES ETATS-UNIS	68
41266	CAPROLACTAM CAPROLACTAM							
	QTY. METRIC (TONNE) QUANT. METRIQUE (TONNE)	9,076	9,961	10,882	12,229	10		
	QTY. IMPERIAL (CWT) QUANT. IMPERIALE (QTL)	200,084	219,596	239,910	269,600	10		
	VALUE (\$000) VALEUR (\$000)	15,655	16,428	19,620	22,565	13	UNITED STATES ETATS-UNIS	99
41279-63	CAPROLACTAM CAPROLACTAM							
	QTY. METRIC (KG) QUANT. METRIQUE (KG)	9,075,610	9,960,655	10,882,078	12,228,786	10		
	QTY. IMPERIAL (CWT) QUANT. IMPERIALE (QTL)	200,084	219,596	239,910	269,600	10		
	VALUE (\$000) VALEUR (\$000)	15,655	16,428	19,620	22,565	13	UNITED STATES ETATS-UNIS	99
41279	HETEROCYCLIC COMPOUNDS N E S COMPOSES HETEROCYCLIQUES N D A							
	QTY. METRIC (TONNE) QUANT. METRIQUE (TONNE)	12,072	12,925	14,567	17,158	12		
	QTY. IMPERIAL (CWT) QUANT. IMPERIALE (QTL)	266,147	284,936	321,138	378,266	12		
	VALUE (\$000) VALEUR (\$000)	129,828	157,940	149,554	174,849	10	UNITED STATES ETATS-UNIS	25
41274-26	TRICHLOROISOCYANURIC ACID ACIDE TRICHLOROISOCYANURIQUE							
	QTY. METRIC (KG) QUANT. METRIQUE (KG)	434,358	590,166	813,877	1,020,578	33		
	QTY. IMPERIAL (CWT) QUANT. IMPERIALE (QTL)	9,576	13,011	17,943	22,500	33		
	VALUE (\$000) VALEUR (\$000)	1,485	1,622	2,229	3,234	29	JAPAN JAPON	67

## IMPORT DATA TRENDS - TENDANCES DES DONNEES SUR L'IMPORTATION

## SECTION 2 - FABRICATED MATERIALS, INEDIBLE

## SECTION 2 - MATIERES TRAVAILLEES, NON COMESTIBLES

CODE	COMMODITY MARCHANDISE	1982	1983	1984	1985	AVE. ANNUAL GROWTH RATE (%) 1982-1985	MAJOR COUNTRY OF EXPORT - SHARE OF IMPORT MARKET (%) 1985	1985
						TAUX DE CROISSANCE ANNUEL MOYEN	PAYS EXPORTATEUR PRINCIPAL - PART DU MARCHÉ DES IMPORTATIONS	
41274-52	MELAMINE MELAMINE							
	QTY. METRIC (KG) QUANT. METRIQUE (KG)	2,720,497	4,065,074	4,194,710	5,758,960	28		
	QTY. IMPERIAL (CWT) QUANT. IMPERIALE (QTL)	59,977	89,620	92,478	126,964	28		
	VALUE (\$000) VALEUR (\$000)	2,957	4,445	4,753	5,931	26	UNITED STATES ETATS-UNIS	37
41275-26	DIFENZOQUAT, TECHNICAL DIFENZOQUAT TECHNIQUE							
	QTY. METRIC (KG) QUANT. METRIQUE (KG)	669,680	421,022	789,927	1,389,981	27		
	QTY. IMPERIAL (CWT) QUANT. IMPERIALE (QTL)	14,764	9,282	17,415	30,644	27		
	VALUE (\$000) VALEUR (\$000)	8,988	6,374	13,888	22,096	35	NETHERLANDS PAYS-BAS	92
41279-12	ISOASCORBIC ACID SODIUM SALT SEL DE SODIUM D'ACIDE ISOASCORBIQUE							
	QTY. METRIC (KG) QUANT. METRIQUE (KG)	522,127	597,741	575,606	594,974	4		
	QTY. IMPERIAL (CWT) QUANT. IMPERIALE (QTL)	11,511	13,178	12,690	13,117	4		
	VALUE (\$000) VALEUR (\$000)	3,098	3,704	4,061	3,369	3	UNITED STATES ETATS-UNIS	68
41291	SULPHONAMIDES, IN BULK SULFONAMIDES, EN VRAC							
	QTY. METRIC (TDNNE) QUANT. METRIQUE (TDNNE)	484	354	492	538	4		
	QTY. IMPERIAL (CWT) QUANT. IMPERIALE (QTL)	10,667	7,804	10,836	11,870	4		
	VALUE (\$000) VALEUR (\$000)	15,792	12,546	9,095	8,970	-17	GERMANY WEST ALLEMAGNE, D.	24
41301	VITAMIN A, IN BULK VITAMINE A, EN VRAC							
	QTY. METRIC (TONNE) QUANT. METRIQUE (TONNE)	24	74	69	88	54		
	QTY. IMPERIAL (CWT) QUANT. IMPERIALE (QTL)	540	1,641	1,530	1,944	53		
	VALUE (\$000) VALEUR (\$000)	631	2,056	1,529	1,858	30	SWITZERLAND SUISSE	34
41302	RIBOFLAVIN, IN BULK RIBOFLAVINE, EN VRAC							
	QTY. METRIC (TONNE) QUANT. METRIQUE (TONNE)	65	74	62	52	-7		
	QTY. IMPERIAL (CWT) QUANT. IMPERIALE (QTL)	1,423	1,637	1,365	1,149	-7		
	VALUE (\$000) VALEUR (\$000)	2,802	3,142	2,678	1,867	-12	FRANCE FRANCE	36
41303	NIACIN AND NIACINAMIDE, IN BULK NIACINE ET NIACINAMIDE, EN VRAC							
	QTY. METRIC (TONNE) QUANT. METRIQUE (TONNE)	283	409	393	372	9		

SEE EXPLANATORY NOTES / VOIR NOTES EXPLICATIVES

## IMPORT DATA TRENDS - TENDANCES DES DONNEES SUR L'IMPORTATION

## SECTION 2 - FABRICATED MATERIALS, INEDIBLE

## SECTION 2 - MATIERES TRAVAILLEES, NON COMESTIBLES

CODE	COMMODITY MARCHANDISE	1982	1983	1984	AVE. ANNUAL GROWTH RATE (%) 1982-1985 TAUX DE CROISSANCE ANNUEL MOYEN		MAJOR COUNTRY OF EXPORT - SHARE OF IMPORT MARKET (%) 1985 PAYS EXPORTATEUR PRINCIPAL - PART DU MARCHE DES IMPORTATIONS	
					1985	ANNUEL MOYEN		
41303	NIACIN AND NIACINAMIDE, IN BULK NIACINE ET NIACINAMIDE, EN VRAC			(CONT-D) (SUITE)				
	QTY. IMPERIAL (CWT) QUANT. IMPERIALE (QTL)	6,233	9,024	8,667	8,194	9		
	VALUE (\$000) VALEUR (\$000)	1,763	2,524	2,293	1,975	4	SWITZERLAND SUISSE	54
41304	VITAMIN B-12, IN BULK VITAMINE B-12, EN VRAC							
	QTY. METRIC (TONNE) QUANT. METRIQUE (TONNE)	20	31	59	38	24		
	QTY. IMPERIAL (CWT) QUANT. IMPERIALE (QTL)	434	684	1,306	840	24		
	VALUE (\$000) VALEUR (\$000)	294	478	581	386	10	FRANCE FRANCE	44
41305	VITAMIN C, IN BULK VITAMINE C, EN VRAC							
	QTY. METRIC (TONNE) QUANT. METRIQUE (TONNE)	882	991	1,045	959	3		
	QTY. IMPERIAL (CWT) QUANT. IMPERIALE (QTL)	19,440	21,842	23,042	21,150	3		
	VALUE (\$000) VALEUR (\$000)	10,805	12,139	11,351	9,660	-4	UNITED STATES ETATS-UNIS	28
41310-34	VITAMIN C, IN BULK VITAMINE C, EN VRAC							
	QTY. METRIC (KG) QUANT. METRIQUE (KG)	881,779	990,731	1,045,162	959,343	3		
	QTY. IMPERIAL (CWT) QUANT. IMPERIALE (QTL)	19,440	21,842	23,042	21,150	3		
	VALUE (\$000) VALEUR (\$000)	10,805	12,139	11,351	9,660	-4	UNITED STATES ETATS-UNIS	28
41307	VITAMIN E, IN BULK VITAMINE E, EN VRAC							
	QTY. METRIC (TONNE) QUANT. METRIQUE (TONNE)	173	255	231	161	-2		
	QTY. IMPERIAL (CWT) QUANT. IMPERIALE (QTL)	3,812	5,615	5,095	3,546	-2		
	VALUE (\$000) VALEUR (\$000)	6,502	9,737	7,652	5,054	-8	UNITED STATES ETATS-UNIS	66
41310-40	VITAMIN E, IN BULK VITAMINE E, EN VRAC							
	QTY. METRIC (KG) QUANT. METRIQUE (KG)	172,909	254,691	231,104	160,843	-2		
	QTY. IMPERIAL (CWT) QUANT. IMPERIALE (QTL)	3,812	5,615	5,095	3,546	-2		
	VALUE (\$000) VALEUR (\$000)	6,502	9,737	7,652	5,054	-8	UNITED STATES ETATS-UNIS	66
41309	DIETARY SUPPLEMENTS NES, BULK COMPLEMENTES DIETIQUES NDA, EN VRAC							
	QTY. METRIC (TONNE) QUANT. METRIQUE (TONNE)	478	360	378	447	-2		
	QTY. IMPERIAL (CWT) QUANT. IMPERIALE (QTL)	10,539	7,931	8,343	9,850	-2		

## IMPORT DATA TRENDS - TENDANCES DES DONNEES SUR L'IMPORTATION

## SECTION 2 - FABRICATED MATERIALS, INEDIBLE

## SECTION 2 - MATIERES TRAVAILLEES, NON COMESTIBLES

CODE	COMMODITY MARCHANDISE	1982	1983	1984	AVE. ANNUAL GROWTH RATE (%) 1982-1985		MAJOR COUNTRY OF EXPORT - SHARE OF IMPORT MARKET (%) 1985	
					1985	ANNUEL MOYEN	PAYS EXPORTEUR PRINCIPAL - PART DU MARCHE DES IMPORTATIONS	
41309	DIETARY SUPPLEMENTS NES, BULK COMPLEMENTS DIETIQUES NDA, EN VRAC			(CONT-D) (SUITE)				
	VALUE (\$000) VALEUR (\$000)	7.519	6.910	6.280	6,348	-6	UNITED STATES ETATS-UNIS	31
41320	HORMONES, ADRENAL CORTICAL, IN BULK HORMONES, CORTIC ADRENALINE, VRAC							
	QTY. METRIC (TONNE) QUANT. METRIQUE (TONNE)	27	21	14	19	-11		
	QTY. IMPERIAL (CWT) QUANT. IMPERIALE (QTL)	585	465	316	421	-10		
	VALUE (\$000) VALEUR (\$000)	9.339	11.471	13.947	15.220	17	PUERTO RICO PORTO RICO	37
41320-30	BETAMETHASONE, IN BULK BETAMETHASONE, EN VRAC							
	QTY. METRIC (KG) QUANT. METRIQUE (KG)	181	2.495	1.633	3.220	159		
	QTY. IMPERIAL (CWT) QUANT. IMPERIALE (QTL)	4	55	36	71	158		
	VALUE (\$000) VALEUR (\$000)	2.897	2.997	4.874	5.230	22	PUERTO RICO PORTO RICO	49
41320-41	TRIAMCINOLONE, IN BULK TRIAMCINOLONE, EN VRAC							
	QTY. METRIC (KG) QUANT. METRIQUE (KG)	363	2.676	1.542	3.946	120		
	QTY. IMPERIAL (CWT) QUANT. IMPERIALE (QTL)	8	59	34	87	120		
	VALUE (\$000) VALEUR (\$000)	1.904	3.182	4.111	3,044	17	PUERTO RICO PORTO RICO	99
41329	HORMONES NES, IN BULK HORMONES NDA, EN VRAC							
	QTY. METRIC (TONNE) QUANT. METRIQUE (TONNE)	11	8	21	14	8		
	QTY. IMPERIAL (CWT) QUANT. IMPERIALE (QTL)	234	175	463	301	9		
	VALUE (\$000) VALEUR (\$000)	2.445	3.137	13.765	6.556	38	DENMARK DANEMARK	45
41326-15	HORMONES, PANCREATIC, IN BULK HORMONES PANCREATIQUES, EN VRAC							
	QTY. METRIC (KG) QUANT. METRIQUE (KG)	91	136	12.837	2.449	196		
	QTY. IMPERIAL (CWT) QUANT. IMPERIALE (QTL)	2	3	283	54	197		
	VALUE (\$000) VALEUR (\$000)	378	368	11.368	3,020	98	DENMARK DANEMARK	97
41330	ENZYMES, IN BULK ENZYMES, EN VRAC							
	QTY. METRIC (TONNE) QUANT. METRIQUE (TONNE)	577	548	650	607	2		
	QTY. IMPERIAL (CWT) QUANT. IMPERIALE (QTL)	12.729	12.075	14.332	13.388	2		
	VALUE (\$000) VALEUR (\$000)	5,266	6,287	7,180	7,217	11	UNITED STATES ETATS-UNIS	62



## IMPORT DATA TRENDS - TENDANCES DES DONNEES SUR L'IMPORTATION

## SECTION 2 - FABRICATED MATERIALS, INEOIBLE

## SECTION 2 - MATIERES TRAVAILLEES, NON COMESTIBLES

CODE	COMMOOITY MARCHANDISE	1982	1983	1984	AVE. ANNUAL GROWTH RATE (%) 1982-1985		MAJOR COUNTRY OF EXPORT - SHARE OF IMPORT MARKET (%) 1985	
					1985	ANNUEL MOYEN	PAYS EXPORTATEUR PRINCIPAL - PART OU MARCHE DES IMPORTATIONS	
41350	VEGETABLE ALKALOIDS, NARCOTIC, BULK ALCALOIOES, VEG NARCOTIQUES, VRAC							
	QTY. METRIC (TONNE) QUANT. METRIQUE (TONNE)	9	13	13	15	18		
	QTY. IMPERIAL (CWT) QUANT. IMPERIALE (QTL)	200	276	280	340	19		
	VALUE (\$000) VALEUR (\$000)	4,429	5,879	5,582	6,621	14	AUSTRALIA AUSTRALIE	54
41351-50	COEINE PHOSPHATE, IN BULK PHOSPHATE DE COEINE, EN VRAC							
	QTY. METRIC (KG) QUANT. METRIQUE (KG)	8,762	11,816	12,053	14,461	18		
	QTY. IMPERIAL (LB) QUANT. IMPERIALE (LIV)	19,316	26,051	26,572	31,881	18		
	VALUE (\$000) VALEUR (\$000)	4,157	5,372	5,090	6,165	14	AUSTRALIA AUSTRALIE	57
41355	CAFFEINE, IN BULK CAFEINE, EN VRAC							
	QTY. METRIC (TONNE) QUANT. METRIQUE (TONNE)	97	112	57	60	-15		
	QTY. IMPERIAL (CWT) QUANT. IMPERIALE (QTL)	2,135	2,464	1,253	1,317	-15		
	VALUE (\$000) VALEUR (\$000)	997	1,063	576	643	-14	UNITED STATES ETATS-UNIS	47
41359	VEGETABLE ALKALOIDS NON NARCOTIC ALCALOIOES, VEG NON NARC, EN VRAC							
	QTY. METRIC (TONNE) QUANT. METRIQUE (TONNE)	125	57	60	72	-16		
	QTY. IMPERIAL (CWT) QUANT. IMPERIALE (QTL)	2,752	1,254	1,323	1,580	-17		
	VALUE (\$000) VALEUR (\$000)	45,801	35,281	5,548	6,151	-49	SWITZERLAND SUISSE	42
41363	PENICILLIN & DERIVATIVES, IN BULK PENICILLINE ET DERIVES, EN VRAC							
	QTY. METRIC (TONNE) QUANT. METRIQUE (TONNE)	198	184	209	228	5		
	QTY. IMPERIAL (CWT) QUANT. IMPERIALE (QTL)	4,364	4,048	4,602	5,032	5		
	VALUE (\$000) VALEUR (\$000)	17,260	20,398	19,355	22,794	10	UNITED STATES ETATS-UNIS	23
41363-63	CEPHALOSPORIN & DERIVS IN BULK CEPHALOSPORINE ET DERIVES, EN VRAC							
	QTY. METRIC (KG) QUANT. METRIQUE (KG)	10,251	10,523	11,884	14,424	12		
	QTY. IMPERIAL (CWT) QUANT. IMPERIALE (QTL)	226	232	262	318	12		
	VALUE (\$000) VALEUR (\$000)	3,938	3,880	3,190	6,302	17	UNITED STATES ETATS-UNIS	65
41367	STREPTOMYCIN & DIHYDROSTREPTOMYCIN STREPTOMYCINE & DIHYDROSTREPTOMYCIN							
	QTY. METRIC (TONNE) QUANT. METRIQUE (TONNE)	35	19	21	12	-30		

## IMPORT DATA TRENDS - TENDANCES DES DONNEES SUR L'IMPORTATION

SECTION 2 - FABRICATED MATERIALS, INEDIBLE			SECTION 2 - MATIERES TRAVAILLEES, NON COMESTIBLES						
CODE	COMMODITY MARCHANDISE	1982	1983	1984	1985	AVE. ANNUAL GROWTH RATE (%) 1982-1985 TAUX DE CROISSANCE ANNUEL MOYEN	MAJOR COUNTRY OF EXPORT - SHARE OF IMPORT MARKET (%) 1985 PAYS EXPORTATEUR PRINCIPAL - PART DU MARCHÉ DES IMPORTATIONS		
41367	STREPTOMYCIN & DIHYDROSTREPTOMYCIN STREPTOMYCINE & DIHYDROSTREPTOMYCIN			(CONT-D) (SUITE)					
	QTY. IMPERIAL (CWT) QUANT. IMPERIALE (QTL)	778	419	472	273	-29			
	VALUE (\$000) VALEUR (\$000)	820	916	892	643	-8	UNITED STATES ETATS-UNIS	42	
41368	STREPTOMYCES DERIVATIVES NES, BULK DERIVES DE STREPTOMYCES NDA, VRAC								
	QTY. METRIC (TONNE) QUANT. METRIQUE (TONNE)	912	1,746	1,890	575	-14			
	QTY. IMPERIAL (CWT) QUANT. IMPERIALE (QTL)	20,113	38,501	41,670	12,668	-14			
	VALUE (\$000) VALEUR (\$000)	25,375	28,431	26,251	21,313	-6	PUERTO RICO PORTO RICO	36	
41364-43	ERYTHROMYCIN, IN BULK ERYTHROMYCINE, EN VRAC								
	QTY. METRIC (KG) QUANT. METRIQUE (KG)	21,183	33,520	18,098	28,894	11			
	QTY. IMPERIAL (CWT) QUANT. IMPERIALE (QTL)	467	739	399	537	11			
	VALUE (\$000) VALEUR (\$000)	2,705	4,809	2,853	4,893	22	PUERTO RICO PORTO RICO	74	
41364-45	LINCOMYCIN, IN BULK LINCOMYCINE, EN VRAC								
	QTY. METRIC (KG) QUANT. METRIQUE (KG)	70,715	39,190	13,880	23,813	-30			
	QTY. IMPERIAL (CWT) QUANT. IMPERIALE (QTL)	1,559	864	306	525	-30			
	VALUE (\$000) VALEUR (\$000)	10,338	6,189	2,255	3,079	-33	UNITED STATES ETATS-UNIS	54	
41364-57	OXYTETRACYCLINE, IN BULK OXYTETRACYCLINE, EN VRAC								
	QTY. METRIC (KG) QUANT. METRIQUE (KG)	73,572	54,113	128,502	120,474	18			
	QTY. IMPERIAL (CWT) QUANT. IMPERIALE (QTL)	1,622	1,193	2,833	2,656	18			
	VALUE (\$000) VALEUR (\$000)	2,401	2,644	3,811	3,933	18	GERMANY WEST ALLEMAGNE, O.	29	
41369	ANTIBIOTICS NES, IN BULK ANTIBIOTIQUES NDA, EN VRAC								
	QTY. METRIC (TONNE) QUANT. METRIQUE (TONNE)	416	94	94	66	-45			
	QTY. IMPERIAL (CWT) QUANT. IMPERIALE (QTL)	9,178	2,073	2,072	1,451	-45			
	VALUE (\$000) VALEUR (\$000)	9,078	11,052	13,369	13,135	13	PUERTO RICO PORTO RICO	44	
41399	ORGANIC CHEMICALS N E S PRODUITS CHIMIQUES ORGANIQUES N D A								
	QTY. METRIC (TONNE) QUANT. METRIQUE (TONNE)	394	430	264	378	-1			
	QTY. IMPERIAL (CWT) QUANT. IMPERIALE (QTL)	8,696	9,476	5,829	8,323	-1			
	VALUE (\$000) VALEUR (\$000)	1,812	7,243	9,007	8,701	68	IRELAND IRLANDE	68	

SEE EXPLANATORY NOTES / VOIR NOTES EXPLICATIVES

## IMPORT DATA TRENDS - TENDANCES DES DONNEES SUR L'IMPORTATION

## SECTION 2 - FABRICATED MATERIALS, INEDIBLE

## SECTION 2 - MATIERES TRAVAILLEES, NON COMESTIBLES

CODE	COMMODITY MARCHANDISE	1982	1983	1984	AVE. ANNUAL GROWTH RATE (%) 1982-1985 TAUX DE CROISSANCE ANNUEL MOYEN		MAJOR COUNTRY OF EXPORT - SHARE OF IMPORT MARKET (%) 1985 PAYS EXPORTATEUR PRINCIPAL - PART DU MARCHÉ DES IMPORTATIONS		
					1985	ANNUEL MOYEN			
41295-79	SULTAMS NES. IN BULK SULTAMS. NDA. EN VRAC								
	QTY. METRIC (KG) QUANT. METRIQUE (KG)	227	1,043	1,270	3.992	158			
	QTY. IMPERIAL (CWT) QUANT. IMPERIALE (QTL)	5	23	28	88	158			
	VALUE (\$000) VALEUR (\$000)	0	4,930	7,044	6,885	>999	IRELAND IRLANDE		100
41509	GUNPOWDER AND SIMILAR POWDER POUDRE A CANON ET POUDRE SEMBLABLE								
	QTY. METRIC (KG) QUANT. METRIQUE (KG)	180,010	141,159	115,291	112,257	-15			
	QTY. IMPERIAL (LB) QUANT. IMPERIALE (LIV)	396,856	311,204	254,174	247,485	-15			
	VALUE (\$000) VALEUR (\$000)	1,430	1,265	872	863	-16	UNITED STATES ETATS-UNIS		98
41569	PREPD EXPLOSIVES BLASTING AGENT NES EXPLOSIFS PREP & AGENTS EXPLBS. NDA								
	VALUE (\$000) VALEUR (\$000)	8,969	11,494	19,278	21,180	33	UNITED STATES ETATS-UNIS		92
41569-19	PROPELLENT POWDERS, NES POUDRE DE PROPULSION NDA								
	QTY. METRIC (KG) QUANT. METRIQUE (KG)	82,371	115,664	207,000	298,898	53			
	QTY. IMPERIAL (LB) QUANT. IMPERIALE (LIV)	181,598	254,997	456,360	658,960	53			
	VALUE (\$000) VALEUR (\$000)	803	649	2,613	3,434	62	UNITED STATES ETATS-UNIS		84
41569-69	PREPARED EXPLOSIVES NES (OTHER THAN POWDERS) EXPLOSIFS PREPARES NDA (AUTRES QUE POUDRE)								
	VALUE (\$000) VALEUR (\$000)	5,764	6,677	10,432	12,901	30	UNITED STATES ETATS-UNIS		94
41631	UREA UREE								
	QTY. METRIC (TONNE) QUANT. METRIQUE (TONNE)	100,991	180,543	261,076	229,394	31			
	QTY. IMPERIAL (CWT) QUANT. IMPERIALE (QTL)	2,226,207	3,980,223	5,755,651	5,057,188	31			
	VALUE (\$000) VALEUR (\$000)	24,769	39,136	64,544	47,860	24	UNITED STATES ETATS-UNIS		58
41633	SODIUM NITRATE NITRATE DE SOUDE								
	QTY. METRIC (TONNE) QUANT. METRIQUE (TONNE)	5,571	1,934	9,190	1,967	-28			
	QTY. IMPERIAL (CWT) QUANT. IMPERIALE (QTL)	122,822	42,643	202,599	43,370	-29			
	VALUE (\$000) VALEUR (\$000)	1,254	451	2,149	411	-31	UNITED STATES ETATS-UNIS		79
41639	NITROGEN FERTILIZER SOLUTIONS SOLUTIONS D'AZOTE POUR ENGRAIS								
	QTY. METRIC (TONNE) QUANT. METRIQUE (TONNE)	10,782	14,308	1,393	6,535	-15			

SEE EXPLANATORY NOTES / VOIR NOTES EXPLICATIVES

## IMPORT DATA TRENDS - TENDANCES DES DDNNEES SUR L'IMPDRTATION

## SECTION 2 - FABRICATED MATERIALS, INEDIBLE

## SECTION 2 - MATIERES TRAVAILLEES, NON COMESTIBLES

CODE	COMMODITY MARCHANDISE	1982	1983	1984	1985	AVE. ANNUAL GROWTH RATE (%) 1982-1985 TAUX DE CROISSANCE ANNUEL MOYEN	MAJOR COUNTRY OF EXPORT - SHARE OF IMPORT MARKET (%) 1985 PAYS EXPORTATEUR PRINCIPAL - PART DU MARCHE DES IMPORTATIONS	
41639	NITROGEN FERTILIZER SOLUTIONS SOLUTIONS D'AZOTE POUR ENGRAIS			(CONT-D) (SUITE)				
	QTY. IMPERIAL (CWT) QUANT. IMPERIALE (QTL)	237,697	315,434	30,699	144,067	-15		
	VALUE (\$000) VALEUR (\$000)	1,800	2,098	481	1,312	-10	UNITED STATES ETATS-UNIS	100
41648	AMMONIUM SULPHATE SULFATE D'AMMONIUM							
	QTY. METRIC (TONNE) QUANT. METRIQUE (TONNE)	15,063	12,876	20,037	20,290	10		
	QTY. IMPERIAL (CWT) QUANT. IMPERIALE (QTL)	332,069	283,865	441,722	447,316	10		
	VALUE (\$000) VALEUR (\$000)	1,658	1,492	2,350	2,524	15	UNITED STATES ETATS-UNIS	94
41649	NITROGENOUS FERTILIZERS N E S ENGRAIS AZOTES N D A							
	QTY. METRIC (TONNE) QUANT. METRIQUE (TONNE)	26,319	17,073	25,726	11,263	-24		
	QTY. IMPERIAL (CWT) QUANT. IMPERIALE (QTL)	580,217	376,378	567,146	248,297	-24		
	VALUE (\$000) VALEUR (\$000)	5,356	4,441	6,514	3,709	-12	UNITED STATES ETATS-UNIS	91
41654	SUPERPHOSPHATE, 22PC. OR LESS P2O5 SUPERPHOSPHATES, 22PC OU MOINS P2O5							
	QTY. METRIC (TONNE) QUANT. METRIQUE (TONNE)	188	1,367	14,070	15,110	325		
	QTY. IMPERIAL (CWT) QUANT. IMPERIALE (QTL)	4,135	30,146	310,193	333,111	326		
	VALUE (\$000) VALEUR (\$000)	56	254	1,502	1,319	184	ISRAEL ISRAEL	84
41655	SUPERPHOSPHATE, MORE THAN 22PC P2O5 SUPERPHOSPHATES, PLUS DE 22PC. P2O5							
	QTY. METRIC (TONNE) QUANT. METRIQUE (TONNE)	31,948	54,755	52,218	71,968	31		
	QTY. IMPERIAL (CWT) QUANT. IMPERIALE (QTL)	704,312	1,207,130	1,151,183	1,586,599	31		
	VALUE (\$000) VALEUR (\$000)	7,143	11,562	10,773	14,247	25	UNITED STATES ETATS-UNIS	100
41658	PHOSPHATIC FERTILIZERS N E S ENGRAIS PHOSPHATES N D A							
	QTY. METRIC (TONNE) QUANT. METRIQUE (TONNE)	217,697	304,180	267,475	360,901	18		
	QTY. IMPERIAL (CWT) QUANT. IMPERIALE (QTL)	4,799,308	6,705,915	5,896,725	7,956,366	18		
	VALUE (\$000) VALEUR (\$000)	62,057	83,392	78,934	95,529	15	UNITED STATES ETATS-UNIS	99
41658-20	AMMONIUM DIHYDROGEN PHOSPHATE PHOSPHATE DIHYDRDGENE D'AMMONIUM							
	QTY. METRIC (KG) QUANT. METRIQUE (KG)	85,625,636	99,234,878	95,953,018	94,003,126	3		

## IMPORT DATA TRENDS - TENDANCES DES DONNEES SUR L'IMPORTATION

## SECTION 2 - FABRICATED MATERIALS, INEDIBLE

## SECTION 2 - MATIERES TRAVAILLEES, NON COMESTIBLES

CODE	COMMODITY MARCHANDISE	1982	1983	1984	AVE. ANNUAL GROWTH RATE (%) 1982-1985 TAUX DE CROISSANCE ANNUEL MOYEN		MAJOR COUNTRY OF EXPORT - SHARE OF IMPORT MARKET (%) 1985 PAYS EXPORTATEUR PRINCIPAL - PART DU MARCHE DES IMPORTATIONS	
					1985	ANNUEL MOYEN		
41658-20	AMMONIUM DIHYDROGEN PHOSPHATE PHOSPHATE DIHYDROGENE D'AMMONIUM			(CONT-D) (SUITE)				
	QTY. IMPERIAL (CWT) QUANT. IMPERIALE (QTL)	1,887,732	2,187,766	2,115,413	2,072,425	3		
	VALUE (\$000) VALEUR (\$000)	24,759	27,707	31,361	28,666	5	UNITED STATES ETATS-UNIS	98
41658-22	DIAMMONIUM HYDROGEN PHOSPHATE PHOSPHATE HYDROGENE D'AMMONIUM DOUBLE							
	QTY. METRIC (KG) QUANT. METRIQUE (KG)	109,841,717	180,203,868	148,597,037	240,712,321	30		
	QTY. IMPERIAL (CWT) QUANT. IMPERIALE (QTL)	2,421,608	3,972,836	3,276,021	5,306,826	30		
	VALUE (\$000) VALEUR (\$000)	30,955	48,923	40,903	59,783	24	UNITED STATES ETATS-UNIS	100
41658-29	AMMONIUM PHOSPHATES NES PHOSPHATE D'AMMONIAQUE NDA							
	QTY. METRIC (KG) QUANT. METRIQUE (KG)	16,532,811	17,154,139	18,891,162	20,450,922	7		
	QTY. IMPERIAL (CWT) QUANT. IMPERIALE (QTL)	364,488	378,186	416,481	450,868	7		
	VALUE (\$000) VALEUR (\$000)	4,740	4,612	5,587	5,537	5	UNITED STATES ETATS-UNIS	100
41664	POTASSIUM CHLORIDE CHLORURE DE POTASSIUM							
	QTY. METRIC (TONNE) QUANT. METRIQUE (TONNE)	1,881	2,277	1,772	707	-27		
	QTY. IMPERIAL (CWT) QUANT. IMPERIALE (QTL)	41,474	50,207	39,065	15,588	-27		
	VALUE (\$000) VALEUR (\$000)	684	1,207	890	622	-3	UNITED STATES ETATS-UNIS	100
41666	POTASSIUM SULPHATE SULFATE DE POTASSIUM							
	QTY. METRIC (TONNE) QUANT. METRIQUE (TONNE)	20,045	15,411	15,644	30,837	15		
	QTY. IMPERIAL (CWT) QUANT. IMPERIALE (QTL)	441,907	339,756	344,891	679,825	15		
	VALUE (\$000) VALEUR (\$000)	3,524	3,297	3,263	3,725	2	UNITED STATES ETATS-UNIS	76
41669	POTASSIC FERTILIZER N E S ENGRAIS POTASSIQUES N D A							
	QTY. METRIC (TONNE) QUANT. METRIQUE (TONNE)	57,651	47,367	68,185	33,687	-16		
	QTY. IMPERIAL (CWT) QUANT. IMPERIALE (QTL)	1,270,960	1,044,246	1,503,207	742,664	-16		
	VALUE (\$000) VALEUR (\$000)	6,258	6,257	6,796	4,794	-8	UNITED STATES ETATS-UNIS	100
41669-20	SULPHATE OF POTASH-MAGNESIA SULFATE DE POTASSE DE MAGNESIE							
	QTY. METRIC (KG) QUANT. METRIQUE (KG)	56,857,008	46,903,020	67,801,409	33,197,889	-16		
	QTY. IMPERIAL (CWT) QUANT. IMPERIALE (QTL)	1,253,489	1,034,040	1,494,773	731,892	-16		
	VALUE (\$000) VALEUR (\$000)	6,116	6,144	6,708	4,722	-8	UNITED STATES ETATS-UNIS	100

SEE EXPLANATORY NOTES / VOIR NOTES EXPLICATIVES

## IMPORT DATA TRENDS - TENDANCES DES DONNEES SUR L'IMPORTATION

## SECTION 2 - FABRICATED MATERIALS, INEDIBLE

## SECTION 2 - MATIERES TRAVAILLEES, NON COMESTIBLES

CODE	COMMODITY MARCHANDISE	1982	1983	1984	1985	AVE. ANNUAL GROWTH RATE (%) 1982-1985	MAJOR COUNTRY OF EXPORT - SHARE OF IMPORT MARKET	
						TAUX DE CROISSANCE ANNUEL MOYEN	(%) 1985	PAYS EXPORTATEUR PRINCIPAL - PART DU MARCHE DES IMPORTATIONS
41689	PREPARED FERTILIZER MIXTURES MELANGES D'ENGRAIS PREPARES							
	QTY. METRIC (TONNE) QUANT. METRIQUE (TONNE)	47,526	37,757	30,619	27,977	-16		
	QTY. IMPERIAL (CWT) QUANT. IMPERIALE (QTL)	1,047,757	832,388	675,023	616,767	-16		
	VALUE (\$000) VALEUR (\$000)	19,480	17,905	16,357	18,014	-3	UNITED STATES ETATS-UNIS	96
41689-25	NITROGEN-PHOSPHOROUS-POTASSIUM MIXTURES MELANGES D'AZOTE-PHOSPHORE-POTASSIUM							
	QTY. METRIC (KG) QUANT. METRIQUE (KG)	5,851,946	14,092,089	8,483,312	8,595,893	14		
	QTY. IMPERIAL (CWT) QUANT. IMPERIALE (QTL)	129,014	310,679	187,026	189,508	14		
	VALUE (\$000) VALEUR (\$000)	3,687	5,722	5,138	7,374	26	UNITED STATES ETATS-UNIS	96
41699	FERTILIZERS & FERTILIZER MAT. N E S ENGRAIS, MATIERES FERTILISANTES NDA							
	QTY. METRIC (TONNE) QUANT. METRIQUE (TONNE)	26,576	43,122	26,272	25,942	-1		
	QTY. IMPERIAL (CWT) QUANT. IMPERIALE (QTL)	585,897	950,668	579,178	571,919	-1		
	VALUE (\$000) VALEUR (\$000)	9,030	12,824	11,353	13,001	13	UNITED STATES ETATS-UNIS	97
41823	PESTICIDES, BOTANIC & MICROBE BASE PESTICIDES A BASE BOTAN/MICROBIEN							
	QTY. METRIC (TONNE) QUANT. METRIQUE (TONNE)	313	316	327	1,600	71		
	QTY. IMPERIAL (CWT) QUANT. IMPERIALE (QTL)	6,893	6,961	7,219	35,268	71		
	VALUE (\$000) VALEUR (\$000)	1,744	1,293	1,605	7,226	60	UNITED STATES ETATS-UNIS	94
41825-20	BACILLUS THURINGIENSIS BASED PESTICIDE PESTICIDE A BASE DE LA BACILLE THURINGIENSIS							
	QTY. METRIC (KG) QUANT. METRIQUE (KG)	195,996	239,314	131,541	1,522,702	97		
	QTY. IMPERIAL (CWT) QUANT. IMPERIALE (QTL)	4,321	5,276	2,900	33,570	97		
	VALUE (\$000) VALEUR (\$000)	1,285	677	538	6,722	73	UNITED STATES ETATS-UNIS	95
41830	DDT DUSTS, SOLUTIONS AND POWDERS DDT EN POUSSIERES SOLUTIONS POUDRES							
	QTY. METRIC (TONNE) QUANT. METRIQUE (TONNE)	7	0	0	0	-100		
	QTY. IMPERIAL (CWT) QUANT. IMPERIALE (QTL)	158	0	0	0	-100		
	VALUE (\$000) VALEUR (\$000)	16	0	0	0	-100		
41835	PESTICIDES, ARSENIC OR CHLOR HYDRO PESTICIDES, ARSENIATE/HYDRO CHLORES							
	QTY. METRIC (TONNE) QUANT. METRIQUE (TONNE)	99	103	72	122	7		

SEE EXPLANATORY NOTES / VOIR NOTES EXPLICATIVES

## IMPORT DATA TRENDS - TENDANCES DES DONNEES SUR L'IMPORTATION

## SECTION 2 - FABRICATED MATERIALS, INEDIBLE

## SECTION 2 - MATIERES TRAVAILLEES, NON COMESTIBLES

CODE	COMMODITY MARCHANDISE	1982	1983	1984	AVE. ANNUAL GROWTH RATE (%) 1982-1985		MAJOR COUNTRY OF EXPORT - SHARE OF IMPORT MARKET (%) 1985	
					1985	ANNUEL MOYEN	PAYS EXPORTATEUR PRINCIPAL - PART DU MARCHE DES IMPORTATIONS	
41835	PESTICIDES, ARSENIC DR CHLOR HYDRDC PESTICIDES, ARSENATE/HYDRO CHLORES			(CDNT-D) (SUITE)				
	QTY. IMPERIAL (CWT) QUANT. IMPERIALE (QTL)	2,179	2,260	1,583	2,686	7		
	VALUE (\$000) VALEUR (\$000)	771	510	574	604	-8	UNITED STATES ETATS-UNIS	70
41836	PESTICIDES, PHOSPHOROTHIOATE BASE PESTICIDES, BASE PHOSPHOROTHIOATE							
	QTY. METRIC (TDNNE) QUANT. METRIQUE (TONNE)	4,290	4,370	4,663	6,439	14		
	QTY. IMPERIAL (CWT) QUANT. IMPERIALE (QTL)	94,581	96,337	102,808	141,947	14		
	VALUE (\$000) VALEUR (\$000)	16,236	17,072	14,818	16,236	0	UNITED STATES ETATS-UNIS	91
41840-66	CHLORPYRIFOS, FORMULATED PESTICIDE CHLDRPYRIFOS, PESTICIDE FORMULE							
	QTY. METRIC (KG) QUANT. METRIQUE (KG)	512,738	932,581	639,834	976,443	24		
	QTY. IMPERIAL (CWT) QUANT. IMPERIALE (QTL)	11,304	20,560	14,106	21,527	24		
	VALUE (\$000) VALEUR (\$000)	2,413	4,675	3,289	4,573	23	UNITED STATES ETATS-UNIS	100
41840-79	PESTICIDE, PHDSPHORO(THIOATE)(DITHIOATE) NES PESTICIDE PHOSPHDRO (THIOATE) (DITHIOATE) NDA							
	QTY. METRIC (KG) QUANT. METRIQUE (KG)	2,936,678	2,362,796	3,604,907	4,746,139	17		
	QTY. IMPERIAL (CWT) QUANT. IMPERIALE (QTL)	64,743	52,091	79,475	104,635	17		
	VALUE (\$000) VALEUR (\$000)	8,842	6,628	9,363	7,610	-5	UNITED STATES ETATS-UNIS	100
41837	PESTICIDES, PHOSPHATE/ACETIC BASE PESTICIDES, BASE PHOSPHATE/ACETIQUE							
	QTY. METRIC (TONNE) QUANT. METRIQUE (TONNE)	194	499	649	610	46		
	QTY. IMPERIAL (CWT) QUANT. IMPERIALE (QTL)	4,272	10,992	14,300	13,451	46		
	VALUE (\$000) VALEUR (\$000)	681	2,309	3,223	2,162	46	UNITED STATES ETATS-UNIS	38
41850	PESTICIDES, CARBAMATE/THIOCARBAMATE PESTICIDES, CARBAMATE/THIOCARBAMATE							
	QTY. METRIC (TONNE) QUANT. METRIQUE (TONNE)	28,382	21,813	27,356	19,895	-11		
	QTY. IMPERIAL (CWT) QUANT. IMPERIALE (QTL)	625,714	480,896	603,087	438,603	-11		
	VALUE (\$000) VALEUR (\$000)	61,325	49,197	65,491	28,444	-23	UNITED STATES ETATS-UNIS	92
41856-21	CARBOFURAN, FORMULATED PESTICIDE CARBOFURAN, PESTICIDE FORMULE							
	QTY. METRIC (KG) QUANT. METRIQUE (KG)	915,299	996,492	1,735,617	1,671,388	22		
	QTY. IMPERIAL (CWT) QUANT. IMPERIALE (QTL)	20,179	21,969	38,264	36,848	22		
	VALUE (\$000) VALEUR (\$000)	3,825	6,542	9,280	11,809	45	UNITED STATES ETATS-UNIS	100

SEE EXPLANATORY NDTES / VOIR NDTES EXPLICATIVES

## IMPORT DATA TRENDS - TENDANCES DES DONNEES SUR L'IMPORTATION

## SECTION 2 - FABRICATED MATERIALS, INEDIBLE

## SECTION 2 - MATIERES TRAVAILLEES, NON COMESTIBLES

CODE	COMMODITY MARCHANDISE	1982	1983	1984	1985	AVE. ANNUAL GROWTH RATE (%) 1982-1985 TAUX DE CROISSANCE ANNUEL MOYEN	MAJOR COUNTRY OF EXPORT - SHARE OF IMPORT MARKET (%) 1985 PAYS EXPORTATEUR PRINCIPAL - PART DU MARCHE DES IMPORTATIONS	
41856-49	PESTICIDE, CARBAMATE BASE NES PESTICIDE, A BASE DE CARBAMATE, NDA							
	QTY. METRIC (KG) QUANT. METRIQUE (KG)	627,043	425,603	386,595	211,464	-30		
	QTY. IMPERIAL (CWT) QUANT. IMPERIALE (QTL)	13,824	9,383	8,523	4,662	-30		
	VALUE (\$000) VALEUR (\$000)	3,626	4,487	4,448	3,202	-4	UNITED STATES ETATS-UNIS	100
41856-52	TRIALATE, FORMULATED PESTICIDE TRIALATE, PESTICIDE FORMULE							
	QTY. METRIC (KG) QUANT. METRIQUE (KG)	24,957,338	19,184,498	23,979,081	16,606,610	-12		
	QTY. IMPERIAL (CWT) QUANT. IMPERIALE (QTL)	550,218	422,948	528,651	366,115	-12		
	VALUE (\$000) VALEUR (\$000)	45,276	33,109	46,481	7,765	-44	UNITED STATES ETATS-UNIS	100
41857	PESTICIDES, DITHIOCARBAMATE BASE PESTICIDES, A BASE DITHIOCARBAMATE							
	QTY. METRIC (TONNE) QUANT. METRIQUE (TONNE)	1,296	912	1,214	1,905	14		
	QTY. IMPERIAL (CWT) QUANT. IMPERIALE (QTL)	28,579	20,096	26,764	42,002	14		
	VALUE (\$000) VALEUR (\$000)	4,665	3,611	4,305	6,065	9	UNITED STATES ETATS-UNIS	98
41862	FUNGICIDES MERCURIAL EXC SEED TREAT FONGICIDES MERCURIELS SAUF SEMENCES							
	QTY. METRIC (TONNE) QUANT. METRIQUE (TONNE)	14	20	19	92	86		
	QTY. IMPERIAL (CWT) QUANT. IMPERIALE (QTL)	306	438	416	2,028	87		
	VALUE (\$000) VALEUR (\$000)	216	341	285	649	44	UNITED STATES ETATS-UNIS	53
41863	FUNGICIDES NES EXC. SEED TREATMENT FONGICIDES N D A. SAUF DE SEMENCES							
	QTY. METRIC (TONNE) QUANT. METRIQUE (TONNE)	2,086	2,114	2,365	1,927	-3		
	QTY. IMPERIAL (CWT) QUANT. IMPERIALE (QTL)	45,986	46,601	52,130	42,492	-3		
	VALUE (\$000) VALEUR (\$000)	11,716	7,341	9,143	9,858	-6	UNITED STATES ETATS-UNIS	63
41864	FUNGICIDES, SEED TREATMENT FONGICIDES, POUR TRAITMENT SEMENCES							
	QTY. METRIC (TONNE) QUANT. METRIQUE (TONNE)	576	326	404	294	-20		
	QTY. IMPERIAL (CWT) QUANT. IMPERIALE (QTL)	12,698	7,196	8,909	6,487	-20		
	VALUE (\$000) VALEUR (\$000)	1,765	1,326	1,319	1,003	-17	UNITED STATES ETATS-UNIS	93



## IMPORT DATA TRENDS - TENDANCES DES DONNEES SUR L'IMPORTATION

## SECTION 2 - FABRICATED MATERIALS, INEDIBLE

## SECTION 2 - MATIERES TRAVAILLEES, NON COMESTIBLES

CODE	COMMODITY MARCHANDISE	1982	1983	1984	AVE. ANNUAL GROWTH RATE (%) 1982-1985 TAUX DE CROISSANCE ANNUUEL MOYEN		MAJOR COUNTRY OF EXPORT - SHARE OF IMPORT MARKET (%) 1985 PAYS EXPORTATEUR PRINCIPAL - PART DU MARCHE DES IMPORTATIONS		
					1985	ANNUEL MOYEN			
41882	HERBICIDES 2.4D&2.4,5T BORATE & CHL HERBICIDES 2.4D&2.4,5T BORATE & CHL								
	QTY. METRIC (TONNE) QUANT. METRIQUE (TONNE)	3,157	1,205	1,180	1,405	-23			
	QTY. IMPERIAL (CWT) QUANT. IMPERIALE (QTL)	69,601	26,556	26,005	30,984	-23			
	VALUE (\$000) VALEUR (\$000)	9,079	3,306	2,337	2,763	-33	UNITED KINGDOM ROYAUME-UNI	64	
41884	2, 4-D ESTER AND AMINE FORMULATIONS POUDRES & PREP. AMINES ESTERS 2,4-D								
	QTY. METRIC (TONNE) QUANT. METRIQUE (TONNE)	4,624	2,607	1,450	1,130	-38			
	QTY. IMPERIAL (CWT) QUANT. IMPERIALE (QTL)	101,946	57,468	31,960	24,920	-38			
	VALUE (\$000) VALEUR (\$000)	8,495	4,222	2,497	1,725	-41	UNITED STATES ETATS-UNIS	72	
41889	HERBICIDES N E S HERBICIDES N D A								
	QTY. METRIC (TONNE) QUANT. METRIQUE (TONNE)	16,089	18,693	20,419	18,618	5			
	QTY. IMPERIAL (CWT) QUANT. IMPERIALE (QTL)	354,695	412,112	450,161	410,448	5			
	VALUE (\$000) VALEUR (\$000)	92,122	107,410	127,430	123,241	10	UNITED STATES ETATS-UNIS	56	
41888-11	PICLDRAM, FORMULATED HERBICIDE PICLDRAM, HERBICIDE FORMULE								
	QTY. METRIC (KG) QUANT. METRIQUE (KG)	857,932	383,692	749,149	669,862	1			
	QTY. IMPERIAL (CWT) QUANT. IMPERIALE (QTL)	14,505	8,459	16,516	14,768	1			
	VALUE (\$000) VALEUR (\$000)	3,005	2,942	5,124	3,700	7	UNITED STATES ETATS-UNIS	100	
41888-30	ATRAZINE, FORMULATED HERBICIDE ATRAZINE, HERBICIDE FORMULE								
	QTY. METRIC (KG) QUANT. METRIQUE (KG)	1,719,378	2,306,913	3,248,022	5,427,703	46			
	QTY. IMPERIAL (CWT) QUANT. IMPERIALE (QTL)	37,906	50,859	71,607	119,661	46			
	VALUE (\$000) VALEUR (\$000)	4,105	5,004	7,535	10,623	37	UNITED STATES ETATS-UNIS	94	
41888-32	CYANAZINE, FORMULATED HERBICIDE CYANAZINE, HERBICIDE FORMULE								
	QTY. METRIC (KG) QUANT. METRIQUE (KG)	81,510	737,084	771,693	884,455	120			
	QTY. IMPERIAL (CWT) QUANT. IMPERIALE (QTL)	1,797	16,250	17,013	19,499	120			
	VALUE (\$000) VALEUR (\$000)	411	4,469	4,692	4,736	124	UNITED STATES ETATS-UNIS	100	
41888-39	HERBICIDES BASED ON TRIAZINES, NES HERBICIDES A BASE DE TRIAZINES, NDA								
	QTY. METRIC (KG) QUANT. METRIQUE (KG)	285,081	534,828	696,125	945,871	49			
	QTY. IMPERIAL (CWT) QUANT. IMPERIALE (QTL)	6,285	11,791	15,347	20,853	49			

## IMPORT DATA TRENDS - TENDANCES DES DONNEES SUR L'IMPORTATION

## SECTION 2 - FABRICATED MATERIALS, INEDIBLE

## SECTION 2 - MATIERES TRAVAILLEES, NON COMESTIBLES

CODE	COMMODITY MARCHANDISE	1982	1983	1984	AVE. ANNUAL GROWTH RATE (%) 1982-1985		MAJOR COUNTRY OF EXPORT - SHARE OF IMPORT MARKET (%) 1985	
					1985	ANNUEL MOYEN	PAYS EXPDRTEUR PRINCIPAL - PART DU MARCHE DES IMPORTATIONS	
41888-39	HERBICIDES BASED ON TRIAZINES, NES HERBICIDES A BASE DE TRIAZINES, NDA			(CONT-D) (SUITE)				
	VALUE (\$000) VALEUR (\$000)	7,841	8,248	19,091	15,586	25	UNITED STATES ETATS-UNIS	80
41888-52	LINURON, FORMULATED HERBICIDE LINURON, HERBICIDE FORMULE							
	QTY. METRIC (KG) QUANT. METRIQUE (KG)	276,327	343,141	458,670	418,391	15		
	QTY. IMPERIAL (CWT) QUANT. IMPERIALE (QTL)	6,092	7,565	10,112	9,224	15		
	VALUE (\$000) VALEUR (\$000)	3,053	3,312	4,929	3,849	8	UNITED STATES ETATS-UNIS	80
41889-62	DICAMBA, FORMULATED HERBICIDE DICAMBA, HERBICIDE FORMULE							
	QTY. METRIC (KG) QUANT. METRIQUE (KG)	1,219,840	1,410,982	1,938,734	1,339,769	3		
	QTY. IMPERIAL (CWT) QUANT. IMPERIALE (QTL)	26,893	31,107	42,742	29,537	3		
	VALUE (\$000) VALEUR (\$000)	10,095	11,793	16,979	12,441	7	UNITED STATES ETATS-UNIS	100
41889-70	ALACHLOR, FORMULATED HERBICIDE ALACHLOR, HERBICIDE FORMULE							
	QTY. METRIC (KG) QUANT. METRIQUE (KG)	2,473,063	3,230,967	1,375,240	2,125,024	-5		
	QTY. IMPERIAL (CWT) QUANT. IMPERIALE (QTL)	54,522	71,231	30,319	46,849	-5		
	VALUE (\$000) VALEUR (\$000)	13,635	17,689	7,755	6,841	-20	UNITED STATES ETATS-UNIS	76
41891	FUMIGANTS NES FUMIGENES NDA							
	QTY. METRIC (TONNE) QUANT. METRIQUE (TONNE)	2,384	3,093	1,700	1,991	-6		
	QTY. IMPERIAL (CWT) QUANT. IMPERIALE (QTL)	52,561	68,178	37,486	43,885	-6		
	VALUE (\$000) VALEUR (\$000)	4,818	6,094	3,853	4,532	-2	UNITED STATES ETATS-UNIS	95
41895	INSECTICIDES NES INSECTICIDES NDA							
	QTY. METRIC (TONNE) QUANT. METRIQUE (TONNE)	1,646	2,345	2,458	3,555	29		
	QTY. IMPERIAL (CWT) QUANT. IMPERIALE (QTL)	36,283	51,687	54,191	78,378	29		
	VALUE (\$000) VALEUR (\$000)	7,455	8,290	9,732	13,198	21	UNITED STATES ETATS-UNIS	92
41899	PESTICIDES NES PESTICIDES NDA							
	QTY. METRIC (TONNE) QUANT. METRIQUE (TONNE)	1,264	1,341	1,650	1,479	5		
	QTY. IMPERIAL (CWT) QUANT. IMPERIALE (QTL)	27,862	29,558	36,386	32,612	5		
	VALUE (\$000) VALEUR (\$000)	4,881	6,198	8,376	9,236	23	UNITED STATES ETATS-UNIS	95

## IMPRT DATA TRENDS - TENDANCES DES DONNEES SUR L'IMPRTATION

## SECTION 2 - FABRICATED MATERIALS, INEDIBLE

## SECTION 2 - MATIERES TRAVAILLEES, NON COMESTIBLES

CODE	COMMODITY MARCHANDISE		1982	1983	1984	AVE. ANNUAL GROWTH RATE (%) 1982-1985 TAUX DE CROISSANCE ANNUUEL MOYEN		MAJOR COUNTRY OF EXPORT - SHARE OF IMPORT MARKET (%) 1985 PAYS EXPDRTATEUR PRINCIPAL - PART DU MARCHE DES IMPORTATIONS	
						1985	ANNUEL MOYEN		
42119	GLUE, ANIMAL COLLE ANIMALE								
	QTY. METRIC (KG) QUANT. METRIQUE (KG)		2,025,591	2,281,653	2,720,249	2,848,423	12		
	QTY. IMPERIAL (LB) QUANT. IMPERIALE (LIV)		4,465,687	5,030,210	5,997,153	6,279,730	12		
	VALUE (\$000) VALEUR (\$000)		3,629	3,575	4,290	5,148	12	UNITED STATES ETATS-UNIS	68
42119-35	ADHESIVE, ANIMAL HIDE BASE ADHESIF A BASE DE PEAU D'ANIMAL								
	QTY. METRIC (KG) QUANT. METRIQUE (KG)		926,303	1,056,205	1,250,649	1,553,886	19		
	QTY. IMPERIAL (LB) QUANT. IMPERIALE (LIV)		2,042,159	2,328,546	2,757,223	3,425,750	19		
	VALUE (\$000) VALEUR (\$000)		1,973	2,056	2,455	3,310	19	UNITED STATES ETATS-UNIS	76
42159	GLUE, SYNTHETIC RESIN CDLLE DE RESINE SYNTHETIQUE								
	QTY. METRIC (KG) QUANT. METRIQUE (KG)		4,495,480	5,759,552	6,357,151	7,739,429	20		
	QTY. IMPERIAL (LB) QUANT. IMPERIALE (LIV)		9,910,888	12,697,706	14,015,192	17,062,609	20		
	VALUE (\$000) VALEUR (\$000)		13,757	18,045	22,786	27,311	25	UNITED STATES ETATS-UNIS	89
42159-80	ADHESIVE, COPOLYMER RESIN BASE ADHESIF A BASE DE RESINES COPOLYMERES								
	QTY. METRIC (KG) QUANT. METRIQUE (KG)		788,394	1,167,562	1,464,541	1,712,299	29		
	QTY. IMPERIAL (LB) QUANT. IMPERIALE (LIV)		1,738,120	2,574,047	3,228,777	3,774,992	29		
	VALUE (\$000) VALEUR (\$000)		2,206	3,670	4,894	6,412	42	UNITED STATES ETATS-UNIS	93
42179	RUBBER CEMENT CDLLE DE CADUTCHOUC								
	QTY. METRIC (KG) QUANT. METRIQUE (KG)		887,158	1,186,238	1,460,320	1,527,007	20		
	QTY. IMPERIAL (LB) QUANT. IMPERIALE (LIV)		1,955,858	2,615,220	3,219,472	3,366,491	20		
	VALUE (\$000) VALEUR (\$000)		2,573	3,368	4,137	4,373	19	UNITED STATES ETATS-UNIS	98
42199	ADHESIVES N E S ADHESIFS N D A								
	QTY. METRIC (KG) QUANT. METRIQUE (KG)		2,442,571	3,445,935	3,277,978	3,647,340	14		
	QTY. IMPERIAL (LB) QUANT. IMPERIALE (LIV)		5,384,975	7,597,026	7,226,743	8,041,051	14		
	VALUE (\$000) VALEUR (\$000)		6,669	10,044	9,176	9,918	14	UNITED STATES ETATS-UNIS	92
42205	STYRENE-BUTADIENE RUBBER LATEX LATEX CADUTCHDUC BUTADIENE-STYRENE								
	QTY. METRIC (TONNE) QUANT. METRIQUE (TONNE)		6,257	8,388	5,820	6,360	1		

SEE EXPLANATORY NOTES / VOIR NOTES EXPLICATIVES

## IMPORT DATA TRENDS - TENDANCES DES DONNEES SUR L'IMPORTATION

## SECTION 2 - FABRICATED MATERIALS, INEDIBLE

## SECTION 2 - MATIERES TRAVAILLEES, NON COMESTIBLES

CODE	COMMODITY MARCHANDISE	1982	1983	1984	AVE. ANNUAL GROWTH RATE (%) 1982-1985 TAUX DE CROISSANCE ANNUEL MOYEN		MAJOR COUNTRY OF EXPORT - SHARE OF IMPORT MARKET (%) 1985 PAYS EXPORTATEUR PRINCIPAL - PART DU MARCHE DES IMPORTATIONS	
					1985	ANNUEL MOYEN		
42205	STYRENE-BUTADIENE RUBBER LATEX LATEX CAOUTCHOUC BUTADIENE-STYRENE			(CONT-D) (SUITE)				
	QTY. IMPERIAL (CWT) QUANT. IMPERIALE (QTL)	137,937	184,917	128,308	140,211	1		
	VALUE (\$000) VALEUR (\$000)	10,320	14,174	10,463	11,021	2	UNITED STATES ETATS-UNIS	97
42210-30	STYRENE-BUTADIENE RUBBER LATICES LATEX DE CAOUTCHOUC BUTADIENE-STYRENE							
	QTY. METRIC (KG) QUANT. METRIQUE (KG)	6,256,684	8,387,650	5,819,923	6,355,831	1		
	QTY. IMPERIAL (CWT) QUANT. IMPERIALE (QTL)	137,937	184,917	128,306	140,211	1		
	VALUE (\$000) VALEUR (\$000)	10,320	14,174	10,463	11,021	2	UNITED STATES ETATS-UNIS	97
42206	NEOPRENE RUBBER LATEX LATEX CAOUTCHOUC DE NEOPRENE							
	QTY. METRIC (TONNE) QUANT. METRIQUE (TONNE)	422	686	701	1,056	35		
	QTY. IMPERIAL (CWT) QUANT. IMPERIALE (QTL)	9,310	15,130	15,456	23,275	35		
	VALUE (\$000) VALEUR (\$000)	1,298	1,993	1,956	2,707	28	UNITED STATES ETATS-UNIS	100
42210	LATEX, SYNTHETIC, CRUDE NES LATEX, SYNTHETIQUE, BRUT NDA							
	QTY. METRIC (TONNE) QUANT. METRIQUE (TONNE)	6,194	9,188	10,180	10,288	18		
	QTY. IMPERIAL (CWT) QUANT. IMPERIALE (QTL)	136,552	202,556	224,418	228,797	18		
	VALUE (\$000) VALEUR (\$000)	10,029	13,177	15,784	15,751	16	UNITED STATES ETATS-UNIS	99
42232	POLYBUTADIENE RUBBER CAOUTCHOUC DE POLYBUTADIENE							
	QTY. METRIC (TONNE) QUANT. METRIQUE (TONNE)	15,392	20,914	33,002	28,018	22		
	QTY. IMPERIAL (CWT) QUANT. IMPERIALE (QTL)	339,337	461,056	727,556	617,687	22		
	VALUE (\$000) VALEUR (\$000)	22,395	29,517	47,192	41,517	23	UNITED STATES ETATS-UNIS	94
42250-25	POLYBUTADIENE RUBBER CAOUTCHOUC DE POLYBUTADIENE							
	QTY. METRIC (KG) QUANT. METRIQUE (KG)	15,291,987	20,913,039	33,001,213	28,017,665	22		
	QTY. IMPERIAL (CWT) QUANT. IMPERIALE (QTL)	339,337	461,056	727,556	617,687	22		
	VALUE (\$000) VALEUR (\$000)	22,395	29,517	47,192	41,517	23	UNITED STATES ETATS-UNIS	94
42236	NEOPRENE RUBBER (EXCEPT LATEX) CAOUTCHOUC DE NEOPRENE SAUF LATEX							
	QTY. METRIC (TONNE) QUANT. METRIQUE (TONNE)	4,092	3,983	4,396	4,745	5		
	QTY. IMPERIAL (CWT) QUANT. IMPERIALE (QTL)	30,202	87,803	96,910	104,597	5		

SEE EXPLANATORY NOTES / VOIR NOTES EXPLICATIVES

## IMPORT DATA TRENDS - TENDANCES DES DONNEES SUR L'IMPORTATION

## SECTION 2 - FABRICATED MATERIALS, INEDIBLE

## SECTION 2 - MATIERES TRAVAILLEES, NON COMESTIBLES

CODE	COMMODITY MARCHANDISE	1982	1983	1984	AVE. ANNUAL GRDWTG RATE (%) 1982-1985 TAUX DE CROISSANCE ANNUEL MOYEN		MAJOR COUNTRY OF EXPORT - SHARE OF IMPDRT MARKET (%) 1985 PAYS EXPORTATEUR PRINCIPAL - PART DU MARCHE DES IMPORTATIONS	
					1985	ANNUEL MOYEN		
42236	NEOPRENE RUBBER (EXCEPT LATEX) CAOUTCHOUC DE NEOPRENE SAUF LATEX			(CDNT-D) (SUITE)				
	VALUE (\$000) VALEUR (\$000)	12,457	12,197	13,803	14,677	6	UNITED STATES ETATS-UNIS	62
42250-40	NEOPRENE RUBBER CAOUTCHOUC DE NEOPRENE							
	QTY. METRIC (KG) QUANT. METRIQUE (KG)	4,091,473	3,982,656	4,395,741	4,744,415	5		
	QTY. IMPERIAL (CWT) QUANT. IMPERIALE (QTL)	90,202	87,803	96,910	104,597	5		
	VALUE (\$000) VALEUR (\$000)	12,457	12,197	13,803	14,677	6	UNITED STATES ETATS-UNIS	62
42240	STYRENE-BUTADIENE RUBBER, EXC LATEX CAOUTC STYRENE-BUTADIENE SAUF LATEX							
	QTY. METRIC (TONNE) QUANT. METRIQUE (TONNE)	19,551	24,722	32,501	36,555	23		
	QTY. IMPERIAL (CWT) QUANT. IMPERIALE (QTL)	431,029	545,008	716,512	805,888	23		
	VALUE (\$000) VALEUR (\$000)	26,389	31,928	44,379	50,537	24	UNITED STATES ETATS-UNIS	71
42250-45	STYRENE-BUTADIENE RUBBER CAOUTCHDUC DE STYRENE-BUTADIENE							
	QTY. METRIC (KG) QUANT. METRIQUE (KG)	19,551,044	24,721,018	32,500,268	36,554,274	23		
	QTY. IMPERIAL (CWT) QUANT. IMPERIALE (QTL)	431,029	545,008	716,512	805,888	23		
	VALUE (\$000) VALEUR (\$000)	26,389	31,928	44,379	50,537	24	UNITED STATES ETATS-UNIS	71
42242	BUTYL RUBBER CAOUTCHOUC BUTYLIQUE							
	QTY. METRIC (TONNE) QUANT. METRIQUE (TONNE)	5,765	6,298	8,476	8,149	12		
	QTY. IMPERIAL (CWT) QUANT. IMPERIALE (QTL)	127,089	138,838	186,866	179,652	12		
	VALUE (\$000) VALEUR (\$000)	12,507	13,427	17,325	16,425	9	UNITED STATES ETATS-UNIS	69
42250-60	BUTYL RUBBER CAOUTCHOUC BUTYLIQUE							
	QTY. METRIC (KG) QUANT. METRIQUE (KG)	5,764,630	6,297,553	8,476,055	8,148,835	12		
	QTY. IMPERIAL (CWT) QUANT. IMPERIALE (QTL)	127,089	138,838	186,866	179,652	12		
	VALUE (\$000) VALEUR (\$000)	12,507	13,427	17,325	16,425	9	UNITED STATES ETATS-UNIS	69
42246	NITRILE RUBBER (EXCEPT LATEX) CAOUTCHOUC NITRILE SAUF LATEX							
	QTY. METRIC (TONNE) QUANT. METRIQUE (TONNE)	1,893	1,489	1,088	1,189	-14		
	QTY. IMPERIAL (CWT) QUANT. IMPERIALE (QTL)	41,733	32,819	23,994	26,204	-14		
	VALUE (\$000) VALEUR (\$000)	4,134	3,645	3,097	3,100	-9	UNITED STATES ETATS-UNIS	71

## IMPORT DATA TRENDS - TENDANCES DES DONNEES SUR L'IMPORTATION

## SECTION 2 - FABRICATED MATERIALS, INEDIBLE

## SECTION 2 - MATIERES TRAVAILLEES, NON COMESTIBLES

CODE	COMMODITY MARCHANDISE		1982	1983	1984	AVE. ANNUAL GROWTH RATE (%) 1982-1985 TAUX DE CROISSANCE ANNUEL MOYEN	MAJOR COUNTRY OF EXPORT - SHARE OF IMPDRT MARKET (%) 1985 PAYS EXPDRTATEUR PRINCIPAL - PART DU MARCHE DES IMPORTATIONS	
42250-70	NITRILE RUBBER CAOUTCHOUC DE NITRILE							
	QTY. METRIC (KG) QUANT. METRIQUE (KG)		1,892,967	1,488,637	1,088,344	1,188,587	-14	
	QTY. IMPERIAL (CWT) QUANT. IMPERIALE (QTL)		41,733	32,819	23,994	26,204	-14	
	VALUE (\$000) VALEUR (\$000)		4,134	3,645	3,097	3,100	-9	UNITED STATES ETATS-UNIS 71
42250	SYNTHETIC RUBBER NES. EXCEPT LATEX CAOUTCHOUC SYNTH. NDA, SAUF LATEX							
	QTY. METRIC (TONNE) QUANT. METRIQUE (TONNE)		14,331	15,069	16,215	17,744	7	
	QTY. IMPERIAL (CWT) QUANT. IMPERIALE (QTL)		315,941	332,209	357,463	391,190	7	
	VALUE (\$000) VALEUR (\$000)		29,127	31,386	37,686	45,618	16	UNITED STATES ETATS-UNIS 95
42250-23	POLYISOPRENE RUBBER CAOUTCHOUC POLYISOPRENE							
	QTY. METRIC (KG) QUANT. METRIQUE (KG)		2,352,726	2,681,397	1,923,902	2,111,416	-3	
	QTY. IMPERIAL (CWT) QUANT. IMPERIALE (QTL)		51,869	59,115	42,415	46,549	-3	
	VALUE (\$000) VALEUR (\$000)		4,479	4,985	3,997	5,771	9	UNITED STATES ETATS-UNIS 99
42250-80	ETHYLENE-PROPYLENE RUBBER CAOUTCHOUC D'ETHYLENE-PROPYLENE							
	QTY. METRIC (KG) QUANT. METRIQUE (KG)		4,665,491	6,084,275	7,344,983	8,759,004	23	
	QTY. IMPERIAL (CWT) QUANT. IMPERIALE (QTL)		102,857	134,136	161,930	193,104	23	
	VALUE (\$000) VALEUR (\$000)		11,353	14,608	18,736	23,013	26	UNITED STATES ETATS-UNIS 98
42260	COMPOUNDED OR SEMI-PROCESSED RUBBER CAOUTCHOUCS COMPOSES & DEMI-TRAITES							
	QTY. METRIC (TONNE) QUANT. METRIQUE (TONNE)		3,863	2,969	7,145	7,935	27	
	QTY. IMPERIAL (CWT) QUANT. IMPERIALE (QTL)		85,154	65,444	157,522	174,934	27	
	VALUE (\$000) VALEUR (\$000)		7,755	7,478	12,542	14,448	23	UNITED STATES ETATS-UNIS 68
42260-20	MASTERBATCHES, COMPOUNDED RUBBER MELANGES MAITRES, CAOUTCHOUC COMPDSE							
	QTY. METRIC (KG) QUANT. METRIQUE (KG)		2,467,575	529,612	4,100,590	5,252,618	28	
	QTY. IMPERIAL (CWT) QUANT. IMPERIALE (QTL)		54,401	11,676	90,403	115,801	28	
	VALUE (\$000) VALEUR (\$000)		4,084	956	5,398	7,676	23	UNITED STATES ETATS-UNIS 42
42290	RUBBER, RECLAIMED CAOUTCHOUC REGENERE							
	QTY. METRIC (TONNE) QUANT. METRIQUE (TONNE)		3,030	3,720	3,805	3,215	2	
	QTY. IMPERIAL (CWT) QUANT. IMPERIALE (QTL)		66,795	82,013	83,886	70,876	2	

SEE EXPLANATORY NOTES / VOIR NOTES EXPLICATIVES

## IMPDRT DATA TRENDS - TENDANCES DES DONNEES SUR L'IMPORTATION

## SECTION 2 - FABRICATED MATERIALS, INEDIBLE

## SECTION 2 - MATIERES TRAVAILLEES, NON COMESTIBLES

CODE	COMMODITY MARCHANDISE	1982	1983	1984	AVE. ANNUAL GROWTH RATE (%) 1982-1985 TAUX DE CROISSANCE ANNUEL MOYEN		MAJOR COUNTRY OF EXPORT - SHARE OF IMPORT MARKET (%) 1985 PAYS EXPDRTEUR PRINCIPAL - PART DU MARCHÉ DES IMPORTATIONS	
					1985			
42290	RUBBER, RECLAIMED CAOUTCHOUC REGENERE			(CONT-D) (SUITE)				
	VALUE (\$000) VALEUR (\$000)	2,410	2,788	2,840	2,662	3	UNITED STATES ETATS-UNIS	86
42302	PHENOL FORMALDEHYDE RESINS RESINES A BASE PHENOL FORMALDEHYDE							
	QTY. METRIC (TONNE) QUANT. METRIQUE (TONNE)	6,681	7,952	7,759	5,093	11		
	QTY. IMPERIAL (CWT) QUANT. IMPERIALE (QTL)	147,295	175,302	171,054	200,467	11		
	VALUE (\$000) VALEUR (\$000)	8,467	10,697	13,078	14,087	18	UNITED STATES ETATS-UNIS	81
42304	MELAMINE FORMALDEHYDE RESINS RESINES, BASE MELAMINE FORMALDEHYDE							
	QTY. METRIC (TONNE) QUANT. METRIQUE (TONNE)	1,450	2,282	2,834	2,704	23		
	QTY. IMPERIAL (CWT) QUANT. IMPERIALE (QTL)	31,958	50,318	62,483	59,616	23		
	VALUE (\$000) VALEUR (\$000)	2,563	5,115	6,206	5,381	28	UNITED STATES ETATS-UNIS	93
42309	UREA ALDEHYDE RESINS RESINES D'UREE ALDEHYDE							
	QTY. METRIC (TONNE) QUANT. METRIQUE (TONNE)	3,206	9,338	8,385	6,481	26		
	QTY. IMPERIAL (CWT) QUANT. IMPERIALE (QTL)	70,670	205,875	184,852	142,882	26		
	VALUE (\$000) VALEUR (\$000)	4,093	8,510	6,321	5,726	12	UNITED STATES ETATS-UNIS	36
42311	POLYCARBONATE RESINS RESINES POLYCARBONATES							
	QTY. METRIC (TONNE) QUANT. METRIQUE (TONNE)	2,831	5,336	5,950	6,965	35		
	QTY. IMPERIAL (CWT) QUANT. IMPERIALE (QTL)	62,421	117,633	131,171	153,551	35		
	VALUE (\$000) VALEUR (\$000)	11,483	21,590	27,160	30,701	38	UNITED STATES ETATS-UNIS	99
42313	POLYESTER RESINS, ALKYD AND ALLYL RESINES POLYESTERS, ALKYD, ALLYLE							
	QTY. METRIC (TONNE) QUANT. METRIQUE (TONNE)	9,376	15,078	17,732	22,117	33		
	QTY. IMPERIAL (CWT) QUANT. IMPERIALE (QTL)	206,694	332,409	390,917	487,596	33		
	VALUE (\$000) VALEUR (\$000)	23,094	37,581	52,003	69,110	44	UNITED STATES ETATS-UNIS	91
42313-20	POLYESTER RESINS, THERMOPLASTIC RESINES DE POLYESTER, THERMOPLASTIQUES							
	QTY. METRIC (KG) QUANT. METRIQUE (KG)	6,768,198	11,912,997	13,843,159	18,403,961	39		
	QTY. IMPERIAL (CWT) QUANT. IMPERIALE (QTL)	149,214	262,638	305,191	405,740	39		

## IMPORT DATA TRENDS - TENDANCES DES DONNEES SUR L'IMPORTATION

## SECTION 2 - FABRICATED MATERIALS, INEDIBLE

## SECTION 2 - MATIERES TRAVAILLEES, NON COMESTIBLES

CODE	COMMODITY MARCHANDISE	1982	1983	1984	AVE. ANNUAL GROWTH RATE (%) 1982-1985 TAUX DE CROISSANCE ANNUEL MOYEN		MAJOR COUNTRY OF EXPORT - SHARE OF IMPORT MARKET (%) 1985 PAYS EXPORTATEUR PRINCIPAL - PART DU MARCHE DES IMPORTATIONS	
					1985	ANNUEL MOYEN		
42313-20	POLYESTER RESINS, THERMOPLASTIC RESINES DE POLYESTER, THERMOPLASTIQUES			(CONT-D) (SUITE)				
	VALUE (\$000) VALEUR (\$000)	16,984	30,131	42,383	59.298	51	UNITED STATES ETATS-UNIS	92
42313-30	POLYESTER RESINS, THERMOSETTING RESINES DE POLYESTER, THERMODURCISSABLES							
	QTY. METRIC (KG) QUANT. METRIQUE (KG)	2,607,235	3,164,743	3,888,446	3,712,906	12		
	QTY. IMPERIAL (CWT) QUANT. IMPERIALE (QTL)	57,480	69,771	85,726	81,856	12		
	VALUE (\$000) VALEUR (\$000)	6,110	7,390	9,620	9,812	17	UNITED STATES ETATS-UNIS	83
42315	POLYAMIDE RESINS RESINES DE POLYAMIDE							
	QTY. METRIC (TONNE) QUANT. METRIQUE (TONNE)	4,854	7,570	7,664	9,128	23		
	QTY. IMPERIAL (CWT) QUANT. IMPERIALE (QTL)	107,002	166,895	168,949	201,241	23		
	VALUE (\$000) VALEUR (\$000)	18,701	27,443	27,600	30,720	18	UNITED STATES ETATS-UNIS	70
42315-25	CAPROLACTAM SPINNING CHIPS COPEAUX DE CAPROLACTAME POUR FILATURE							
	QTY. METRIC (KG) QUANT. METRIQUE (KG)	750,056	1,732,759	950,634	3,037,874	59		
	QTY. IMPERIAL (CWT) QUANT. IMPERIALE (QTL)	16,536	38,201	20,958	66,974	59		
	VALUE (\$000) VALEUR (\$000)	1,830	3,793	2,395	7,235	57	UNITED STATES ETATS-UNIS	59
42318	POLYURETHANE RESINS RESINES DE POLYURETHANES							
	QTY. METRIC (TONNE) QUANT. METRIQUE (TONNE)	5,334	4,653	4,870	6,196	5		
	QTY. IMPERIAL (CWT) QUANT. IMPERIALE (QTL)	117,598	102,576	107,356	136,598	5		
	VALUE (\$000) VALEUR (\$000)	17,947	15,928	17,402	20,984	5	UNITED STATES ETATS-UNIS	75
42320	EPOXY RESINS RESINES EPOXYDES							
	QTY. METRIC (TONNE) QUANT. METRIQUE (TONNE)	9,936	8,672	10,673	13,106	10		
	QTY. IMPERIAL (CWT) QUANT. IMPERIALE (QTL)	219,045	191,180	235,303	288,931	10		
	VALUE (\$000) VALEUR (\$000)	28,873	26,756	35,260	40,386	12	UNITED STATES ETATS-UNIS	93
42323	SILICONE RESINS RESINES DE SILICONES							
	QTY. METRIC (TONNE) QUANT. METRIQUE (TONNE)	2,786	4,002	5,225	5,131	22		
	QTY. IMPERIAL (CWT) QUANT. IMPERIALE (QTL)	61,420	88,230	115,191	113,114	22		
	VALUE (\$000) VALEUR (\$000)	16,995	23,165	30,078	25,649	15	UNITED STATES ETATS-UNIS	86



## IMPORT DATA TRENDS - TENDANCES DES DONNEES SUR L'IMPORTATION

## SECTION 2 - FABRICATED MATERIALS, INEDIBLE

## SECTION 2 - MATIERES TRAVAILLEES, NON COMESTIBLES

CODE	COMMODITY MARCHANDISE	1982	1983	1984	AVE. ANNUAL GROWTH RATE (%) 1982-1985 TAUX DE CROISSANCE ANNUEL MOYEN		MAJOR COUNTRY OF EXPORT - SHARE OF IMPORT MARKET (%) 1985 PAYS EXPORTATEUR PRINCIPAL - PART DU MARCHE DES IMPORTATIONS		
					1985	ANNUEL MOYEN			
42326	ION EXCHANGE RESINS RESINES COMME ECHANGEURS D'IONS								
	QTY. METRIC (TONNE) QUANT. METRIQUE (TONNE)	2,386	1,802	2,256	2,007	-6			
	QTY. IMPERIAL (CWT) QUANT. IMPERIALE (QTL)	52,608	39,725	49,746	44,251	-6			
	VALUE (\$000) VALEUR (\$000)	12,423	8,211	10,373	10,049	-7	UNITED STATES ETATS-UNIS	80	
42327	POLYETHER RESINS RESINES DE POLYETHER								
	QTY. METRIC (TONNE) QUANT. METRIQUE (TONNE)	21,071	29,279	36,236	38,690	22			
	QTY. IMPERIAL (CWT) QUANT. IMPERIALE (QTL)	464,526	645,483	798,864	852,953	22			
	VALUE (\$000) VALEUR (\$000)	42,882	64,756	77,367	80,885	23	UNITED STATES ETATS-UNIS	95	
42329-55	POLYPROPYLENE GLYCOL POLYPROPYLENE GLYCOL								
	QTY. METRIC (KG) QUANT. METRIQUE (KG)	8,304,643	6,205,383	4,878,406	3,784,891	-23			
	QTY. IMPERIAL (CWT) QUANT. IMPERIALE (QTL)	183,087	136,806	107,551	83,443	-23			
	VALUE (\$000) VALEUR (\$000)	12,090	12,054	9,896	6,756	-17	UNITED STATES ETATS-UNIS	96	
42329-59	POLYETHER RESINS NES RESINES DE POLYETHER NDA								
	QTY. METRIC (KG) QUANT. METRIQUE (KG)	11,439,177	21,938,651	30,862,763	34,358,671	44			
	QTY. IMPERIAL (CWT) QUANT. IMPERIALE (QTL)	252,192	483,667	680,411	757,483	44			
	VALUE (\$000) VALEUR (\$000)	27,399	50,034	66,455	73,100	38	UNITED STATES ETATS-UNIS	94	
42329	RESINS FROM CONDENSATION ETC. N E S RESINES DE CONDENSATION, ETC. N D A								
	QTY. METRIC (TONNE) QUANT. METRIQUE (TONNE)	5,286	7,662	8,639	9,769	23			
	QTY. IMPERIAL (CWT) QUANT. IMPERIALE (QTL)	116,525	168,523	190,452	215,374	23			
	VALUE (\$000) VALEUR (\$000)	12,907	20,239	22,348	26,102	26	UNITED STATES ETATS-UNIS	85	
42329-45	ACETAL RESINS RESINES D'ACETAUX								
	QTY. METRIC (KG) QUANT. METRIQUE (KG)	639,335	1,376,192	1,888,567	1,768,003	40			
	QTY. IMPERIAL (CWT) QUANT. IMPERIALE (QTL)	14,095	30,340	41,636	38,978	40			
	VALUE (\$000) VALEUR (\$000)	2,614	5,694	7,161	7,543	42	UNITED STATES ETATS-UNIS	95	
42331	ACRYLIC RESINS RESINES ACRYLIQUES								
	QTY. METRIC (TONNE) QUANT. METRIQUE (TONNE)	15,292	22,296	23,355	27,593	21			
	QTY. IMPERIAL (CWT) QUANT. IMPERIALE (QTL)	337,133	491,535	514,882	608,318	21			

SEE EXPLANATORY NOTES / VOIR NOTES EXPLICATIVES

## IMPORT DATA TRENDS - TENDANCES DES DONNEES SUR L'IMPORTATION

## SECTION 2 - FABRICATED MATERIALS, INEDIBLE

## SECTION 2 - MATIERES TRAVAILLEES, NON COMESTIBLES

CODE	COMMODITY MARCHANDISE	1982	1983	1984	AVE. ANNUAL GROWTH RATE (%) 1982-1985 TAUX DE CROISSANCE ANNUUEL MOYEN		MAJOR COUNTRY OF EXPORT - SHARE OF IMPORT MARKET (%) 1985 PAYS EXPORTATEUR PRINCIPAL - PART DU MARCHE DES IMPORTATIONS	
					1985	ANNUEL MOYEN		
42331	ACRYLIC RESINS RESINES ACRYLIQUES			(CONT-D) (SUITE)				
	VALUE (\$000) VALEUR (\$000)	33,303	50,144	51,730	61,490	23	UNITED STATES ETATS-UNIS	86
42331-20	ACRYLAMIDE RESINS RESINES D'ACRYLAMIDE							
	QTY. METRIC (KG) QUANT. METRIQUE (KG)	3,599.645	4,354.373	2,765.538	3,526.299	-1		
	QTY. IMPERIAL (CWT) QUANT. IMPERIALE (QTL)	79.359	95.998	60.970	77.742	-1		
	VALUE (\$000) VALEUR (\$000)	7,241	8,139	4,905	5,724	-7	UNITED STATES ETATS-UNIS	57
42331-35	METHACRYLIC ACID RESINS INCL ESTER POLYMERS RESINES D'ACIDE METHACRYLIQUE Y COMPRIS POLYMERES D'ESTER							
	QTY. METRIC (KG) QUANT. METRIQUE (KG)	2,084.926	3,804.894	5,319.295	5,438.453	37		
	QTY. IMPERIAL (CWT) QUANT. IMPERIALE (QTL)	45.965	83.884	117.271	119.898	37		
	VALUE (\$000) VALEUR (\$000)	4,757	8,470	11,224	12,482	37	UNITED STATES ETATS-UNIS	88
42331-79	ACRYLIC ESTER OR ACRYLIC SALT RESINS NES RESINES D'ESTER ACRYLIQUE OU DE SELS ACRYLIQUES NDA							
	QTY. METRIC (KG) QUANT. METRIQUE (KG)	2,567.138	3,984.017	4,889.201	4,325.706	19		
	QTY. IMPERIAL (CWT) QUANT. IMPERIALE (QTL)	56.596	87.833	107.789	95.366	19		
	VALUE (\$000) VALEUR (\$000)	6,437	10,057	11,147	10,727	18	UNITED STATES ETATS-UNIS	98
42332	POLYETHYLENE RESINS, LOW DENSITY RESINES POLYETHYLENE FAIBLE DENSITE							
	QTY. METRIC (TONNE) QUANT. METRIQUE (TONNE)	46,454	53,191	42,709	54,301	5		
	QTY. IMPERIAL (CWT) QUANT. IMPERIALE (QTL)	1,024.116	1,393.096	941.550	1,197.106	5		
	VALUE (\$000) VALEUR (\$000)	47,032	59,026	58,318	53,750	11	UNITED STATES ETATS-UNIS	98
42333-20	POLYETHYLENE RESIN LOW DENSITY RESINES DE POLYETHYLENE A FAIBLE DENSITE							
	QTY. METRIC (KG) QUANT. METRIQUE (KG)	42,441.872	60,427.441	37,448.300	48,475.572	4		
	QTY. IMPERIAL (CWT) QUANT. IMPERIALE (QTL)	935.688	1,332.204	825.598	1,068.709	4		
	VALUE (\$000) VALEUR (\$000)	40,873	54,308	49,461	55,666	11	UNITED STATES ETATS-UNIS	97
42333-30	POLYETHYLENE RESIN MEDIUM DENSITY RESINES DE POLYETHYLENE A DENSITE MOYENNE							
	QTY. METRIC (KG) QUANT. METRIQUE (KG)	4,011.006	2,762,000	5,259,467	5,823,960	13		
	QTY. IMPERIAL (CWT) QUANT. IMPERIALE (QTL)	88,428	60,892	115,952	128,397	13		
	VALUE (\$000) VALEUR (\$000)	6,360	4,720	8,856	8,084	8	UNITED STATES ETATS-UNIS	98
42334	POLYETHYLENE RESINS, HIGH DENSITY RESINES POLYETHYLENE, FORTE DENSITE							
	QTY. METRIC (TONNE) QUANT. METRIQUE (TONNE)	38,701	49,762	46,622	37,240	-1		

SEE EXPLANATORY NOTES / VOIR NOTES EXPLICATIVES

## IMPORT DATA TRENDS - TENDANCES DES DONNEES SUR L'IMPORTATION

## SECTION 2 - FABRICATED MATERIALS, INEDIBLE

## SECTION 2 - MATIERES TRAVAILLEES, NON COMESTIBLES

CODE	COMMODITY MARCHANDISE	1982	1983	1984	AVE. ANNUAL GROWTH RATE (%) 1982-1985 TAUX DE CROISSANCE 1985 ANNUEL MOYEN		MAJOR COUNTRY OF EXPORT - SHARE OF IMPORT MARKET (%) 1985 PAYS EXPORTATEUR PRINCIPAL - PART DU MARCHE DES IMPORTATIONS	
42334	POLYETHYLENE RESINS, HIGH DENSITY RESINES POLYETHYLENE, FORTE DENSITE			(CONT-D) (SUITE)				
	QTY. IMPERIAL (CWT) QUANT. IMPERIALE (QTL)	853,192	1,097,050	1,027,819	820,996	-1		
	VALUE (\$000) VALEUR (\$000)	39,847	49,619	54,613	37,735	-2	UNITED STATES ETATS-UNIS	97
42333-40	POLYETHYLENE RESIN HIGH DENSITY RESINES DE POLYETHYLENE A FORTE DENSITE							
	QTY. METRIC (KG) QUANT. METRIQUE (KG)	38,699,936	49,761,091	46,620,842	37,239,558	-1		
	QTY. IMPERIAL (CWT) QUANT. IMPERIALE (QTL)	853,192	1,097,050	1,027,819	820,996	-1		
	VALUE (\$000) VALEUR (\$000)	39,847	49,619	54,613	37,735	-2	UNITED STATES ETATS-UNIS	97
42335	ACRYLONITRIL-BUTADIEN-STYRENE RESIN RESINES ACRYLONITRILE-BUTAD- STYRENE							
	QTY. METRIC (TONNE) QUANT. METRIQUE (TONNE)	3,453	13,300	14,947	15,902	66		
	QTY. IMPERIAL (CWT) QUANT. IMPERIALE (QTL)	76,127	293,208	329,519	350,579	66		
	VALUE (\$000) VALEUR (\$000)	6,613	23,600	28,270	28,747	62	UNITED STATES ETATS-UNIS	54
42335-20	ABS RESIN COMPOUNDS COMPOSES DE RESINES ABS							
	QTY. METRIC (KG) QUANT. METRIQUE (KG)	704,198	5,265,590	6,955,939	7,151,119	115		
	QTY. IMPERIAL (CWT) QUANT. IMPERIALE (QTL)	15,525	116,087	153,353	157,656	115		
	VALUE (\$000) VALEUR (\$000)	1,251	9,005	12,149	12,688	115	UNITED STATES ETATS-UNIS	46
42335-22	ABS MOULDING COMPOSITIONS MELANGES A MOULER D'ABS							
	QTY. METRIC (KG) QUANT. METRIQUE (KG)	1,286,336	2,872,404	2,577,707	4,246,872	48		
	QTY. IMPERIAL (CWT) QUANT. IMPERIALE (QTL)	28,359	63,326	56,829	93,628	48		
	VALUE (\$000) VALEUR (\$000)	2,448	4,472	5,451	8,315	50	UNITED STATES ETATS-UNIS	53
42336	STYRENE COPOLYMERS NES COPOLYMERES DE STYRENE NOA							
	QTY. METRIC (TONNE) QUANT. METRIQUE (TONNE)	10,448	14,937	14,338	11,271	3		
	QTY. IMPERIAL (CWT) QUANT. IMPERIALE (QTL)	230,334	329,298	316,100	248,480	3		
	VALUE (\$000) VALEUR (\$000)	19,494	28,941	28,051	21,974	4	UNITED STATES ETATS-UNIS	90
42336-15	STYRENE-BUTADIENE RESINS RESINES DE STYRENE-BUTADIENE							
	QTY. METRIC (KG) QUANT. METRIQUE (KG)	5,779,780	7,967,807	6,271,970	3,113,396	-18		
	QTY. IMPERIAL (CWT) QUANT. IMPERIALE (QTL)	127,423	175,661	138,274	68,639	-18		
	VALUE (\$000) VALEUR (\$000)	11,024	15,706	11,183	4,516	-25	UNITED STATES ETATS-UNIS	74

SEE EXPLANATORY NOTES / VOIR NOTES EXPLICATIVES

## IMPORT DATA TRENDS - TENDANCES DES DONNEES SUR L'IMPORTATION

## SECTION 2 - FABRICATED MATERIALS, INEDIBLE

## SECTION 2 - MATIERES TRAVAILLEES, NON COMESTIBLES

CODE	COMMOQITY MARCHANDISE		1982	1983	1984	AVE. ANNUAL GROWTH RATE (%) 1982-1985 TAUX DE CROISSANCE ANNUUEL MOYEN	MAJOR COUNTRY OF EXPORT - SHARE OF IMPORT MARKET (%) 1985 PAYS EXPORTATEUR PRINCIPAL - PART DU MARCHE DES IMPORTATIONS	
							1985	ANNUEL MOYEN
42336-25	STYRENE-ACRYLONITRILE-RESINS RESINES D'ACRYLONITRILE-STYRENE							
	QTY. METRIC (KG)		1,226,190	3,490,919	3,062,821	2,690,605	30	
	QUANT. METRIQUE (KG)							
	QTY. IMPERIAL (CWT)		27,033	76,962	67,524	59,318	30	
	QUANT. IMPERIALE (QTL)							
	VALUE (\$000)		2,349	6,133	5,422	5,100	29	UNITED STATES
	VALEUR (\$000)							ETATS-UNIS 87
42336-40	STYRENE-MALEIC COPOLYMERS COPOLYMERES DE STYRENE ET D'ACIDE MALEIQUE							
	QTY. METRIC (KG)		3,003,174	3,120,336	4,584,479	4,840,486	17	
	QUANT. METRIQUE (KG)							
	QTY. IMPERIAL (CWT)		66,209	68,792	101,071	106,715	17	
	QUANT. IMPERIALE (QTL)							
	VALUE (\$000)		5,468	6,388	10,219	10,927	26	UNITED STATES
	VALEUR (\$000)							ETATS-UNIS 100
42337	POLYSTYRENE RESINS N E S RESINES POLYSTYRENES N O A							
	QTY. METRIC (TONNE)		10,027	16,180	17,894	19,972	25	
	QUANT. METRIQUE (TONNE)							
	QTY. IMPERIAL (CWT)		221,045	356,701	394,486	440,289	25	
	QUANT. IMPERIALE (QTL)							
	VALUE (\$000)		15,755	20,337	23,871	25,245	17	UNITED STATES
	VALEUR (\$000)							ETATS-UNIS 95
42337-25	POLYSTYRENE RESINS, EXPANDABLE RESINES DE POLYSTYRENE EXPANSIBLES							
	QTY. METRIC (KG)		5,537,381	4,291,460	6,182,588	7,979,419	13	
	QUANT. METRIQUE (KG)							
	QTY. IMPERIAL (CWT)		122,079	94,611	136,303	175,917	13	
	QUANT. IMPERIALE (QTL)							
	VALUE (\$000)		9,559	6,831	9,673	11,969	8	UNITED STATES
	VALEUR (\$000)							ETATS-UNIS 91
42341	POLYVINYLIDENE RESINS RESINES DE POLYVINYLIDENE							
	QTY. METRIC (TONNE)		1,733	1,754	1,990	1,778	1	
	QUANT. METRIQUE (TONNE)							
	QTY. IMPERIAL (CWT)		39,209	38,675	43,864	39,208	1	
	QUANT. IMPERIALE (QTL)							
	VALUE (\$000)		4,049	4,098	4,941	3,983	-1	UNITED STATES
	VALEUR (\$000)							ETATS-UNIS 86
42344	POLYVINYL CHLORIDE RESINS RESINES DE CHLORURE DE POLYVINYLE							
	QTY. METRIC (TONNE)		22,779	48,637	52,622	63,292	40	
	QUANT. METRIQUE (TONNE)							
	QTY. IMPERIAL (CWT)		502,189	1,072,235	1,160,036	1,395,322	40	
	QUANT. IMPERIALE (QTL)							
	VALUE (\$000)		24,734	51,000	56,934	62,423	36	UNITED STATES
	VALEUR (\$000)							ETATS-UNIS 57
42344-20	POLYVINYL CHLORIDE RESINS MOULDING COMPOUNDS RESINES DE CHLORURE DE POLYVINYLE (COMPOSES A MOULER)							
	QTY. METRIC (KG)		6,351,303	9,556,098	10,474,527	13,974,019	30	
	QUANT. METRIQUE (KG)							
	QTY. IMPERIAL (CWT)		140,023	210,677	230,925	308,076	30	
	QUANT. IMPERIALE (QTL)							

SEE EXPLANATORY NOTES / VOIR NOTES EXPLICATIVES

## IMPORT DATA TRENDS - TENDANCES DES DONNEES SUR L'IMPORTATION

## SECTION 2 - FABRICATED MATERIALS, INEDIBLE

## SECTION 2 - MATIERES TRAVAILLEES, NON COMESTIBLES

CODE	COMMODITY MARCHANDISE	1982	1983	1984	AVE. ANNUAL GROWTH RATE (%) 1982-1985 TAUX DE CROISSANCE ANNUEL MOYEN		MAJOR COUNTRY OF EXPORT - SHARE OF IMPORT MARKET (%) 1985 PAYS EXPORTATEUR PRINCIPAL - PART DU MARCHE DES IMPORTATIONS	
					1985	ANNUEL MOYEN		
42344-20	POLYVINYL CHLORIDE RESINS MOULDING COMPOUNDS RESINES DE CHLORURE DE POLYVINYLE (COMPOSES A MOULER)			(CONT-D) (SUITE)				
	VALUE (\$000) VALEUR (\$000)	8,588	14,159	15,398	20.003	32	UNITED STATES ETATS-UNIS	76
42344-30	POLYVINYL CHLORIDE RESIN DISPERSION, EMULSION RESINES DE CHLORURE DE POLYVINYLE, DISPERSION, EMULSION							
	QTY. METRIC (KG) QUANT. METRIQUE (KG)	2,697,636	6,534,554	8,371,049	14,261,459	73		
	QTY. IMPERIAL (CWT) QUANT. IMPERIALE (QTL)	59,473	144,063	184,551	314,413	73		
	VALUE (\$000) VALEUR (\$000)	2,841	5,780	7,769	10,508	54	BELGIUM-LUXEMB BELGIQUE-LUX.	34
42344-40	PLASTISOL /POLYVINYL CHLORIDE/ PLASTISOL (CHLORURE DE POLYVINYLE)							
	QTY. METRIC (KG) QUANT. METRIQUE (KG)	2,265,228	3,717,578	3,733,862	4,824,429	28		
	QTY. IMPERIAL (CWT) QUANT. IMPERIALE (QTL)	49,940	81,959	82,318	106,361	28		
	VALUE (\$000) VALEUR (\$000)	1,515	4,199	4,042	4,479	43	SWEDEN SUEDE	72
42345	POLYVINYL ACETATE RESINS RESINES ACETATES DE POLYVINYLE							
	QTY. METRIC (TONNE) QUANT. METRIQUE (TONNE)	3,524	3,738	3,850	4,084	5		
	QTY. IMPERIAL (CWT) QUANT. IMPERIALE (QTL)	77,698	82,402	84,886	90,027	5		
	VALUE (\$000) VALEUR (\$000)	3,843	4,108	4,793	5,476	13	UNITED STATES ETATS-UNIS	86
42346	POLYVINYL CHLORIDE-ACETATE COPOLY COPOLYMERE POLYVINYLE CHLOR-ACETATE							
	QTY. METRIC (TONNE) QUANT. METRIQUE (TONNE)	1,544	1,952	1,606	1,881	7		
	QTY. IMPERIAL (CWT) QUANT. IMPERIALE (QTL)	34,047	43,031	35,400	41,475	7		
	VALUE (\$000) VALEUR (\$000)	3,400	4,662	4,726	4,612	11	UNITED STATES ETATS-UNIS	85
42348-15	POLYVINYL CHLORIDE-ACETATE COPOLYMERS RESINES COPOLYMERES DE CHLORURE ACETATE DE POLYVINYLE							
	QTY. METRIC (KG) QUANT. METRIQUE (KG)	1,544,338	1,951,843	1,605,709	1,881,265	7		
	QTY. IMPERIAL (CWT) QUANT. IMPERIALE (QTL)	34,047	43,031	35,400	41,475	7		
	VALUE (\$000) VALEUR (\$000)	3,400	4,662	4,726	4,612	11	UNITED STATES ETATS-UNIS	85
42348	POLYVINYL RESIN COPOLYMERS NES RESINES NDA POLYVINYLE COPOLYMERES							
	QTY. METRIC (TONNE) QUANT. METRIQUE (TONNE)	8,865	8,302	10,546	10,638	16		
	QTY. IMPERIAL (CWT) QUANT. IMPERIALE (QTL)	151,335	183,025	234,701	234,534	16		
	VALUE (\$000) VALEUR (\$000)	12,346	14,812	19,795	18,845	15	UNITED STATES ETATS-UNIS	89

## IMPORT DATA TRENDS - TENDANCES DES DONNEES SUR L'IMPDRTATION

## SECTION 2 - FABRICATED MATERIALS, INEDIBLE

## SECTION 2 - MATIERES TRAVAILLEES, NON COMESTIBLES

CODE	COMMODITY MARCHANDISE	1982	1983	1984	AVE. ANNUAL GROWTH RATE (%) 1982-1985		MAJOR COUNTRY OF EXPORT - SHARE OF IMPORT MARKET (%) 1985	
					1985	ANNUEL MOYEN	PAYS EXPORTATEUR PRINCIPAL - PART DU MARCHE DES IMPORTATIONS	
42348-25	ETHYLENE-VINYL ACETATE COPOLYMERS COPOLYMERES D'ACETATE D'ETHYLENE-VINYLE							
	QTY. METRIC (KG) QUANT. METRIQUE (KG)	4,796,850	6,364,593	7,714,840	8,203,856	19		
	QTY. IMPERIAL (CWT) QUANT. IMPERIALE (QTL)	105,753	140,316	170,084	180,865	19		
	VALUE (\$000) VALEUR (\$000)	8,177	10,536	12,948	11,893	13	UNITED STATES ETATS-UNIS	85
42349	POLYVINYL RESINS NES RESINES POLYVINYLIQUE NDA							
	QTY. METRIC (TONNE) QUANT. METRIQUE (TONNE)	4,473	5,607	4,572	5,126	5		
	QTY. IMPERIAL (CWT) QUANT. IMPERIALE (QTL)	98,618	123,601	100,784	113,000	5		
	VALUE (\$000) VALEUR (\$000)	9,529	12,435	12,472	11,957	8	UNITED STATES ETATS-UNIS	63
42349-37	POLYVINYL ALCOHOL RESINS RESINES D'ALCOOL POLYVINYLIQUE							
	QTY. METRIC (KG) QUANT. METRIQUE (KG)	2,674,548	3,357,519	3,326,901	3,206,473	6		
	QTY. IMPERIAL (CWT) QUANT. IMPERIALE (QTL)	58,964	74,021	73,346	70,691	6		
	VALUE (\$000) VALEUR (\$000)	5,565	6,768	7,303	6,594	6	UNITED STATES ETATS-UNIS	53
42351	COUMARONE INDENE RESINS RESINES DE COUMARONE INOENE							
	QTY. METRIC (TONNE) QUANT. METRIQUE (TONNE)	581	636	446	584	0		
	QTY. IMPERIAL (CWT) QUANT. IMPERIALE (QTL)	12,818	14,012	9,843	12,870	0		
	VALUE (\$000) VALEUR (\$000)	518	801	499	646	8	UNITED STATES ETATS-UNIS	75
42353	POLYPROPYLENE RESINS RESINES POLYPROPYLENES							
	QTY. METRIC (TONNE) QUANT. METRIQUE (TONNE)	11,944	18,976	18,603	19,199	17		
	QTY. IMPERIAL (CWT) QUANT. IMPERIALE (QTL)	263,317	418,334	410,128	423,249	17		
	VALUE (\$000) VALEUR (\$000)	14,992	20,920	24,523	27,236	22	UNITED STATES ETATS-UNIS	96
42355	RESINS FROM POLYMERIZATION ETC. NES RESINES DE POLYMERYSATION ETC. NDA							
	QTY. METRIC (TONNE) QUANT. METRIQUE (TONNE)	27,425	32,475	39,702	43,182	16		
	QTY. IMPERIAL (CWT) QUANT. IMPERIALE (QTL)	604,613	715,940	875,254	951,374	16		
	VALUE (\$000) VALEUR (\$000)	49,031	61,450	70,395	79,083	17	UNITED STATES ETATS-UNIS	90
42355-24	POLYTERPENE RESINS RESINES DE POLYTERPENE							
	QTY. METRIC (KG) QUANT. METRIQUE (KG)	1,066,526	1,442,734	1,536,944	1,530,503	13		

SEE EXPLANATORY NOTES / VOIR NOTES EXPLICATIVES

## IMPORT DATA TRENDS - TENDANCES DES DONNEES SUR L'IMPORTATION

## SECTION 2 - FABRICATED MATERIALS, INEDIBLE

## SECTION 2 - MATIERES TRAVAILLEES, NON COMESTIBLES

CODE	COMMODITY MARCHANDISE	1982	1983	1984	AVE. ANNUAL GROWTH RATE (%) 1982-1985 TAUX DE CROISSANCE ANNUEL MOYEN		MAJOR COUNTRY OF EXPORT - SHARE OF IMPORT MARKET (%) 1985 PAYS EXPORTATEUR PRINCIPAL - PART DU MARCHÉ DES IMPORTATIONS	
					1985	ANNUEL MOYEN		
42355-24	POLYTERPENE RESINS RESINES DE POLYTERPENE			(CONT-D) (SUITE)				
	QTY. IMPERIAL (CWT) QUANT. IMPERIALE (QTL)	23,513	31,807	33,884	33,742	13		
	VALUE (\$000) VALEUR (\$000)	1,926	2,554	2,923	3,031	16	UNITED STATES ETATS-UNIS	91
42355-29	PETROLEUM HYDROCARBON RESINS NES RESINES D'HYDROCARBURES DE PETROLE NDA							
	QTY. METRIC (KG) QUANT. METRIQUE (KG)	9,236,680	10,981,550	15,044,855	13,975,153	15		
	QTY. IMPERIAL (CWT) QUANT. IMPERIALE (QTL)	203,635	242,103	331,684	308,101	15		
	VALUE (\$000) VALEUR (\$000)	11,324	14,974	17,405	16,850	14	UNITED STATES ETATS-UNIS	76
42355-47	FLUORO-ETHYLENE RESINS RESINES DE FLUOROETHYLENE							
	QTY. METRIC (KG) QUANT. METRIQUE (KG)	294,108	365,004	354,934	390,223	10		
	QTY. IMPERIAL (CWT) QUANT. IMPERIALE (QTL)	6,484	8,047	7,825	8,603	10		
	VALUE (\$000) VALEUR (\$000)	3,787	4,855	4,826	5,490	13	UNITED STATES ETATS-UNIS	87
42358	SYN RESINS FROM NATURAL SOURCES RESINES SYN. DERIVEES DE PROD NAT							
	QTY. METRIC (TONNE) QUANT. METRIQUE (TONNE)	5,401	6,051	6,315	6,362	6		
	QTY. IMPERIAL (CWT) QUANT. IMPERIALE (QTL)	119,060	133,397	139,215	140,258	6		
	VALUE (\$000) VALEUR (\$000)	9,899	10,450	12,144	13,455	11	UNITED STATES ETATS-UNIS	93
42358-30	RESINS DERIVED FROM NATURAL ROSIN RESINES DERIVES DE COLOPHANE NATURELLE							
	QTY. METRIC (KG) QUANT. METRIQUE (KG)	3,524,122	4,475,618	4,294,363	4,172,801	6		
	QTY. IMPERIAL (CWT) QUANT. IMPERIALE (QTL)	77,694	98,671	94,675	91,995	6		
	VALUE (\$000) VALEUR (\$000)	6,677	7,720	8,089	8,175	7	UNITED STATES ETATS-UNIS	92
42359	SYNTHETIC RESIN SCRAP AND WASTE DEBRIS ET DECHETS DE RESINES SYNTH.							
	QTY. METRIC (TONNE) QUANT. METRIQUE (TONNE)	6,874	8,737	8,825	8,589	8		
	QTY. IMPERIAL (CWT) QUANT. IMPERIALE (QTL)	151,544	192,618	194,545	189,349	8		
	VALUE (\$000) VALEUR (\$000)	3,274	4,244	4,705	4,514	11	UNITED STATES ETATS-UNIS	90
42362	CELLULOSE NITRATE, EXCEPT EXPLOSIVE NITRATE DE CELLULOSE, SAUF EXPLOSIF							
	QTY. METRIC (TONNE) QUANT. METRIQUE (TONNE)	2,032	2,357	2,193	2,692	10		
	QTY. IMPERIAL (CWT) QUANT. IMPERIALE (QTL)	44,795	51,963	48,351	59,358	10		
	VALUE (\$000) VALEUR (\$000)	4,797	5,103	4,625	5,472	4	UNITED STATES ETATS-UNIS	66

SEE EXPLANATORY NOTES / VOIR NOTES EXPLICATIVES

## IMPORT DATA TRENDS - TENDANCES DES DONNEES SUR L'IMPORTATION

## SECTION 2 - FABRICATED MATERIALS. INEDIBLE

## SECTION 2 - MATIERES TRAVAILLEES. NON COMESTIBLES

CODE	COMMODITY MARCHANDISE	1982	1983	1984	AVE. ANNUAL GROWTH RATE (%) 1982-1985 TAUX DE CROISSANCE ANNUEL MOYEN		MAJOR COUNTRY OF EXPORT - SHARE OF IMPORT MARKET (%) 1985 PAYS EXPORTATEUR PRINCIPAL - PART DU MARCHE DES IMPORTATIONS	
					1985	1985		
42364	CELLULOSE ACETATE ACETATE DE CELLULOSE							
	QTY. METRIC (TONNE) QUANT. METRIQUE (TONNE)	8,497	4,846	1,409	209	-72		
	QTY. IMPERIAL (CWT) QUANT. IMPERIALE (QTL)	187,318	106,834	31,072	4,618	-72		
	VALUE (\$000) VALEUR (\$000)	13,140	8,533	2,702	630	-63	UNITED STATES ETATS-UNIS	89
42366	CELLULOSE ACETATE BUTYRATE ACETO-BUTYRATE DE CELLULOSE							
	QTY. METRIC (TONNE) QUANT. METRIQUE (TONNE)	713	740	772	625	-4		
	QTY. IMPERIAL (CWT) QUANT. IMPERIALE (QTL)	15,711	16,317	17,029	13,780	-4		
	VALUE (\$000) VALEUR (\$000)	2,519	2,944	3,226	2,716	3	UNITED STATES ETATS-UNIS	94
42389	CELLULOSE PLASTICS NES PLASTIQUES CELLULOSIQUES NDA							
	QTY. METRIC (TONNE) QUANT. METRIQUE (TONNE)	4,713	6,439	7,205	7,852	18		
	QTY. IMPERIAL (CWT) QUANT. IMPERIALE (QTL)	103,912	141,961	158,841	173,104	18		
	VALUE (\$000) VALEUR (\$000)	20,200	27,150	28,093	29,531	13	UNITED STATES ETATS-UNIS	49
42389-20	CARBOXYMETHYLCELLULOSE & ITS SALTS CARBOXYMETHYLCELLULOSE ET SES SELS							
	QTY. METRIC (KG) QUANT. METRIQUE (KG)	2,187,755	2,955,592	3,612,119	4,321,125	25		
	QTY. IMPERIAL (CWT) QUANT. IMPERIALE (QTL)	48,232	65,160	79,634	95,265	25		
	VALUE (\$000) VALEUR (\$000)	7,254	9,386	10,222	11,604	17	NETHERLANDS PAYS-BAS	42
42389-30	METHYL CELLULOSE METHYLCELLULOSE							
	QTY. METRIC (KG) QUANT. METRIQUE (KG)	625,410	922,829	821,089	870,621	11		
	QTY. IMPERIAL (CWT) QUANT. IMPERIALE (QTL)	13,788	20,345	18,102	19,194	11		
	VALUE (\$000) VALEUR (\$000)	3,315	5,286	5,066	5,082	15	UNITED STATES ETATS-UNIS	78
42389-34	HYDROXYETHYL CELLULOSE HYDROXYETHYLCELLULOSE							
	QTY. METRIC (KG) QUANT. METRIQUE (KG)	707,736	1,058,951	1,052,828	1,027,291	13		
	QTY. IMPERIAL (CWT) QUANT. IMPERIALE (QTL)	15,603	23,346	23,211	22,648	13		
	VALUE (\$000) VALEUR (\$000)	4,073	5,194	4,937	4,814	6	UNITED STATES ETATS-UNIS	59
42389-39	CELLULOSE ESTERS & ETHERS NES ESTERS ET ETHERS DE CELLULOSE NDA							
	QTY. METRIC (KG) QUANT. METRIQUE (KG)	419,117	271,111	411,179	567,260	10		
	QTY. IMPERIAL (CWT) QUANT. IMPERIALE (QTL)	9,240	5,977	9,065	12,506	10		



## IMPORT DATA TRENDS - TENDANCES DES DONNEES SUR L'IMPORTATION

## SECTION 2 - FABRICATED MATERIALS, INEDIBLE

## SECTION 2 - MATIERES TRAVAILLEES, NON COMESTIBLES

CODE	COMMODITY MARCHANDISE	1982	1983	1984	AVE. ANNUAL GROWTH RATE (%) 1982-1985 TAUX DE CROISSANCE ANNUEL MOYEN		MAJOR COUNTRY OF EXPORT - SHARE OF IMPORT MARKET (%) 1985 PAYS EXPORTATEUR PRINCIPAL - PART DU MARCHE DES IMPORTATIONS		
					1985	1985	1985	1985	
42389-39	CELLULOSE ESTERS & ETHERS NES ESTERS ET ETHERS DE CELLULOSE NDA			(CONT-D) (SUITE)					
	VALUE (\$000) VALEUR (\$000)	1,904	1,465	2,044	3,152	18	UNITED STATES ETATS-UNIS	57	
42399	PLASTICS MATERIALS, NOT SHAPED NES MAT. PLASTIQUES NON FACONNEES N D A								
	QTY. METRIC (TONNE) QUANT. METRIQUE (TONNE)	4,512	4,946	5,505	5,614	7			
	QTY. IMPERIAL (CWT) QUANT. IMPERIALE (QTL)	99,461	109,042	121,373	123,775	7			
	VALUE (\$000) VALEUR (\$000)	14,325	17,033	17,447	17,116	6	UNITED STATES ETATS-UNIS	91	
42399-50	STARCH, ESTERIFIED OR ETHERIFIED AMIDONS ESTERIFIES OU ETHERIFIES								
	QTY. METRIC (KG) QUANT. METRIQUE (KG)	2,720,179	2,362,886	2,694,506	3,130,542	5			
	QTY. IMPERIAL (CWT) QUANT. IMPERIALE (QTL)	59,970	52,093	59,404	69,017	5			
	VALUE (\$000) VALEUR (\$000)	2,552	2,794	3,217	4,146	17	UNITED STATES ETATS-UNIS	95	
42413	POLYESTER FILM AND SHEET PELLICULE ET FEUILLE DE POLYESTER								
	QTY. METRIC (TONNE) QUANT. METRIQUE (TONNE)	5,572	6,963	8,594	9,093	17			
	QTY. IMPERIAL (CWT) QUANT. IMPERIALE (QTL)	122,836	153,512	189,472	200,462	17			
	VALUE (\$000) VALEUR (\$000)	40,418	54,434	65,113	62,426	15	UNITED STATES ETATS-UNIS	87	
42413-20	POLYESTER FILM / .01 IN OR LESS THICK/ PELLICULE DE POLYESTER (EPAIS .01" OU MOINS)								
	QTY. METRIC (KG) QUANT. METRIQUE (KG)	4,910,339	6,093,800	7,808,325	7,739,289	16			
	QTY. IMPERIAL (CWT) QUANT. IMPERIALE (QTL)	108,255	134,346	172,145	170,623	16			
	VALUE (\$000) VALEUR (\$000)	36,297	48,458	60,042	53,811	14	UNITED STATES ETATS-UNIS	89	
42413-40	POLYESTER SHEET / GREATER THAN .01 IN THICK/ POLYESTER EN FEUILLES (EPAIS PLUS DE .01")								
	QTY. METRIC (KG) QUANT. METRIQUE (KG)	661,380	869,351	785,935	1,353,467	27			
	QTY. IMPERIAL (CWT) QUANT. IMPERIALE (QTL)	14,581	19,166	17,327	29,839	27			
	VALUE (\$000) VALEUR (\$000)	4,121	5,976	5,072	8,615	28	UNITED STATES ETATS-UNIS	77	
42431	ACRYLIC FILM AND SHEET PELLICULE, FEUILLE RESINE ACRYLIQUE								
	QTY. METRIC (TONNE) QUANT. METRIQUE (TONNE)	4,170	5,259	6,324	7,081	19			
	QTY. IMPERIAL (CWT) QUANT. IMPERIALE (QTL)	91,938	115,942	139,413	156,110	19			
	VALUE (\$000) VALEUR (\$000)	13,666	17,974	23,643	28,631	28	UNITED STATES ETATS-UNIS	83	

## IMPORT DATA TRENDS - TENDANCES DES DONNEES SUR L'IMPORTATION

## SECTION 2 - FABRICATED MATERIALS, INEDIBLE

## SECTION 2 - MATIERES TRAVAILLEES, NON COMESTIBLES

CODE	COMMODITY MARCHANDISE		1982	1983	1984	AVE. ANNUAL GROWTH RATE (%) 1982-1985		MAJOR COUNTRY OF EXPORT - SHARE OF IMPORT MARKET (%) 1985	
						TAUX DE CROISSANCE 1985 ANNUEL MOYEN	PAYS EXPORTATEUR PRINCIPAL - PART DU MARCHE DES IMPORTATIONS		
42431-40	ACRYLIC SHEET /GREATER THAN .01 IN THICK/ ACRYLIQUE EN FEUILLES (EPAIS .01" OU PLUS)								
	QTY. METRIC (KG)		2,086,333	2,171,471	2,845,234	2,814,889	10		
	QUANT. METRIQUE (KG)								
	QTY. IMPERIAL (CWT)		45,996	47,873	62,727	62,058	10		
	QUANT. IMPERIALE (QTL)								
	VALUE (\$000)		5,350	5,784	8,133	8,373	16	UNITED STATES	56
	VALEUR (\$000)							ETATS-UNIS	
42431-60	METHACRYLIC FILM / .01 IN OR LESS THICK/ PELLICULE METHACRYLIQUE (EPAISSEUR .01 PD OU MOINS)								
	QTY. METRIC (KG)		90,264	103,645	164,880	186,879	27		
	QUANT. METRIQUE (KG)								
	QTY. IMPERIAL (CWT)		1,990	2,285	3,635	4,120	27		
	QUANT. IMPERIALE (QTL)								
	VALUE (\$000)		1,435	1,898	2,967	3,460	34	UNITED STATES	92
	VALEUR (\$000)							ETATS-UNIS	
42431-80	METHACRYLIC SHEET /OVER .01 IN THICK/ METHACRYLIQUE EN FEUILLES (EPAISSEUR PLUS DE .01 PD)								
	QTY. METRIC (KG)		1,966,403	2,963,440	3,248,113	4,009,736	27		
	QUANT. METRIQUE (KG)								
	QTY. IMPERIAL (CWT)		43,352	65,333	71,609	88,400	27		
	QUANT. IMPERIALE (QTL)								
	VALUE (\$000)		6,719	10,164	12,175	16,399	34	UNITED STATES	94
	VALEUR (\$000)							ETATS-UNIS	
42433	POLYETHYLENE FILM AND SHEET PELLICULE & FEUILLE DE POLYETHYLENE								
	QTY. METRIC (TONNE)		6,454	8,217	11,552	13,854	29		
	QUANT. METRIQUE (TONNE)								
	QTY. IMPERIAL (CWT)		142,278	181,145	254,684	305,418	29		
	QUANT. IMPERIALE (QTL)								
	VALUE (\$000)		16,773	21,383	31,099	37,937	31	UNITED STATES	95
	VALEUR (\$000)							ETATS-UNIS	
42433-13	PE FILM, LOW DENSITY / .01 IN OR LESS THICK/ PELLICULE PE, BASSE DENSITE (EPAISSEUR .01 PD OU MOINS)								
	QTY. METRIC (KG)		2,246,268	1,986,407	3,102,510	5,317,935	33		
	QUANT. METRIQUE (KG)								
	QTY. IMPERIAL (CWT)		49,522	43,793	68,399	117,241	33		
	QUANT. IMPERIALE (QTL)								
	VALUE (\$000)		5,087	5,271	9,035	12,726	35	UNITED STATES	97
	VALEUR (\$000)							ETATS-UNIS	
42433-24	PE FILM, MEDIUM DENSITY / .01" OR LESS THICK/ PELLICULE PE, DENSITE MOYENNE (EPAISSEUR .01 PD OU MOINS)								
	QTY. METRIC (KG)		750,102	1,902,084	2,157,319	2,928,649	57		
	QUANT. METRIQUE (KG)								
	QTY. IMPERIAL (CWT)		16,537	41,934	47,561	64,566	57		
	QUANT. IMPERIALE (QTL)								
	VALUE (\$000)		1,671	4,092	4,862	7,241	62	UNITED STATES	98
	VALEUR (\$000)							ETATS-UNIS	
42433-30	PE FILM, HIGH DENSITY / .01 IN OR LESS THICK/ PELLICULE PE, HAUTE DENSITE (EPAISSEUR .01 PD OU MOINS)								
	QTY. METRIC (KG)		1,015,951	1,025,658	1,278,534	1,609,927	16		
	QUANT. METRIQUE (KG)								
	QTY. IMPERIAL (CWT)		22,398	22,612	28,187	35,493	16		
	QUANT. IMPERIALE (QTL)								
	VALUE (\$000)		3,779	3,988	4,886	6,235	18	UNITED STATES	95
	VALEUR (\$000)							ETATS-UNIS	

SEE EXPLANATORY NOTES / VOIR NOTES EXPLICATIVES

## IMPORT DATA TRENDS - TENDANCES DES DONNEES SUR L'IMPORTATION

## SECTION 2 - FABRICATED MATERIALS, INEDIBLE

## SECTION 2 - MATIERES TRAVAILLEES, NON COMESTIBLES

CODE	COMMODITY MARCHANDISE		1982	1983	1984	AVE. ANNUAL GROWTH RATE (%) 1982-1985 TAUX DE CROISSANCE ANNUEL MOYEN		MAJOR COUNTRY OF EXPRT - SHARE OF IMPORT MARKET (%) 1985 PAYS EXPORTATEUR PRINCIPAL - PART DU MARCHE DES IMPORTATIONS	
42433-35	PE SHEET, HIGH DENSITY /OVER .01 IN THICK/ PE EN FEUILLES, HAUTE DENSITE (EPAISSEUR PLUS DE .01 PO)								
	QTY. METRIC (KG)	(KG)	1,340,086	2,394,955	3,619,149	2,470,750	22		
	QUANT. METRIQUE (KG)	(KG)							
	QTY. IMPERIAL (CWT)	(CWT)	29,544	52,800	79,789	54,471	22		
	QUANT. IMPERIALE (QTL)	(QTL)							
	VALUE (\$000)	(\$000)	3,916	5,710	8,319	7,560	24	UNITED STATES	89
	VALEUR (\$000)	(\$000)						ETATS-UNIS	
42437	POLYSTYRENE FILM AND SHEET PELLICULE FEUILLE DE POLYSTYRENE								
	QTY. METRIC (TONNE)	(TONNE)	870	876	1,596	1,485	19		
	QUANT. METRIQUE (TONNE)	(TONNE)							
	QTY. IMPERIAL (CWT)	(CWT)	19,186	19,307	35,177	32,733	19		
	QUANT. IMPERIALE (QTL)	(QTL)							
	VALUE (\$000)	(\$000)	2,016	2,222	3,415	3,355	18	UNITED STATES	87
	VALEUR (\$000)	(\$000)						ETATS-UNIS	
42444	POLYVINYL CHLORIDE FILM AND SHEET PELLIC. FEUILLE CHLORURE POLYVINYLE								
	QTY. METRIC (TONNE)	(TONNE)	12,530	16,925	18,573	22,552	21		
	QUANT. METRIQUE (TONNE)	(TONNE)							
	QTY. IMPERIAL (CWT)	(CWT)	276,239	373,118	409,460	497,186	21		
	QUANT. IMPERIALE (QTL)	(QTL)							
	VALUE (\$000)	(\$000)	30,294	41,115	50,706	61,658	27	UNITED STATES	59
	VALEUR (\$000)	(\$000)						ETATS-UNIS	
42444-20	PVC FILM / .01 IN OR LESS THICK/ PELLICULE DE CPV (EPAISSEUR .01 PO OU MOINS)								
	QTY. METRIC (KG)	(KG)	5,199,185	7,073,963	7,177,835	9,241,397	21		
	QUANT. METRIQUE (KG)	(KG)							
	QTY. IMPERIAL (CWT)	(CWT)	114,623	155,955	158,245	203,739	21		
	QUANT. IMPERIALE (QTL)	(QTL)							
	VALUE (\$000)	(\$000)	13,369	18,394	21,415	27,104	26	UNITED STATES	59
	VALEUR (\$000)	(\$000)						ETATS-UNIS	
42444-50	PVC SHEET, RIGID /GREATER THAN .01" THICK/ CPV EN FEUILLES RIGIDE (EPAISSEUR PLUS DE .01 PO)								
	QTY. METRIC (KG)	(KG)	1,792,542	2,032,491	2,830,855	3,014,196	19		
	QUANT. METRIQUE (KG)	(KG)							
	QTY. IMPERIAL (CWT)	(CWT)	39,519	44,809	62,410	66,452	19		
	QUANT. IMPERIALE (QTL)	(QTL)							
	VALUE (\$000)	(\$000)	3,970	4,234	5,714	6,652	19	UNITED STATES	55
	VALEUR (\$000)	(\$000)						ETATS-UNIS	
42446	POLYVINYL BUTYRAL FILM AND SHEET PELLIC. & FEUILLE BUTYRAL POLYVINYL								
	QTY. METRIC (TONNE)	(TONNE)	3,126	3,937	4,625	5,611	21		
	QUANT. METRIQUE (TONNE)	(TONNE)							
	QTY. IMPERIAL (CWT)	(CWT)	68,906	86,788	101,967	123,689	21		
	QUANT. IMPERIALE (QTL)	(QTL)							
	VALUE (\$000)	(\$000)	21,408	33,091	39,931	50,338	33	UNITED STATES	98
	VALEUR (\$000)	(\$000)						ETATS-UNIS	
42446-40	POLYVINYL BUTYRAL SHEET /GREATER THAN .01" / POLYVINYLE-BUTYRAL EN FEUILLES (EPAISSEUR PLUS DE .01 PO)								
	QTY. METRIC (KG)	(KG)	2,221,140	3,294,288	4,533,088	5,345,649	34		
	QUANT. METRIQUE (KG)	(KG)							
	QTY. IMPERIAL (CWT)	(CWT)	48,968	72,627	99,938	117,852	34		
	QUANT. IMPERIALE (QTL)	(QTL)							

SEE EXPLANATORY NOTES / VOIR NOTES EXPLICATIVES

## IMPORT DATA TRENDS - TENDANCES DES DONNEES SUR L'IMPORTATION

## SECTION 2 - FABRICATED MATERIALS, INEDIBLE

## SECTION 2 - MATIERES TRAVAILLEES, NON COMESTIBLES

CODE	COMMODITY MARCHANDISE	1982	1983	1984	AVE. ANNUAL GROWTH RATE (%) 1982-1985		MAJOR COUNTRY OF EXPORT - SHARE OF IMPORT MARKET (%) 1985		
					1985	ANNUEL MOYEN	PAYS EXPORTATEUR PRINCIPAL - PART DU MARCHE DES IMPORTATIONS		
42446-40	POLYVINYL BUTYRAL SHEET /GREATER THAN .01" / POLYVINYLE-BUTYRAL EN FEUILLES (EPAISSEUR PLUS DE .01 PO)			(CONT-D) (SUITE)					
	VALUE (\$000) VALEUR (\$000)	17,073	28,203	39,496	49,431	42	UNITED STATES ETATS-UNIS	99	
42449	POLYVINYL FILM AND SHEET NES PELLIC. & FEUILLE DE POLYVINYLE NDA								
	QTY. METRIC (TONNE) QUANT. METRIQUE (TONNE)	2,960	2,707	3,463	4,015	11			
	QTY. IMPERIAL (CWT) QUANT. IMPERIALE (QTL)	65,260	59,687	76,335	88,520	11			
	VALUE (\$000) VALEUR (\$000)	7,800	8,950	11,804	15,715	26	UNITED STATES ETATS-UNIS	91	
42453	POLYPROPYLENE FILM AND SHEET PELLICULE, FEUILLE DE POLYPROPYLENE								
	QTY. METRIC (TONNE) QUANT. METRIQUE (TONNE)	5,884	6,940	8,435	10,247	20			
	QTY. IMPERIAL (CWT) QUANT. IMPERIALE (QTL)	129,709	152,989	185,958	225,911	20			
	VALUE (\$000) VALEUR (\$000)	18,805	23,584	30,583	35,242	23	UNITED STATES ETATS-UNIS	77	
42453-20	POLYPROPYLENE FILM / .01" OR LESS THICK/ PELLICULE DE POLYPROPYLENE (EPAIS. .01 PO OU MOINS)								
	QTY. METRIC (KG) QUANT. METRIQUE (KG)	3,030,526	4,061,672	4,735,888	7,748,224	36			
	QTY. IMPERIAL (CWT) QUANT. IMPERIALE (QTL)	66,812	89,545	104,409	170,820	36			
	VALUE (\$000) VALEUR (\$000)	11,659	15,215	18,561	27,501	33	UNITED STATES ETATS-UNIS	75	
42453-30	POLYPROPYLENE SHEET /OVER .01" THICK/ POLYPROPYLENE EN FEUILLE (EPAIS PLUS DE .01 PO)								
	QTY. METRIC (KG) QUANT. METRIQUE (KG)	2,852,945	2,877,756	3,698,981	2,498,873	-4			
	QTY. IMPERIAL (CWT) QUANT. IMPERIALE (QTL)	62,897	63,444	81,546	55,091	-4			
	VALUE (\$000) VALEUR (\$000)	7,147	8,369	12,022	7,742	3	UNITED STATES ETATS-UNIS	85	
42456	RUBBER HYDROCHLORIDE FILM AND SHEET PELLIC FEUILLE CAOUTCH CHLORHYDRATE								
	QTY. METRIC (TONNE) QUANT. METRIQUE (TONNE)	0	1	9	11	N.A.			
	QTY. IMPERIAL (CWT) QUANT. IMPERIALE (QTL)	0	12	196	245	N.A.			
	VALUE (\$000) VALEUR (\$000)	0	2	22	32	N.A.	UNITED STATES ETATS-UNIS	100	
42455	CELLULOSE ACETATE FILM AND SHEET PELLIC. FEUILLE D'ACETATE CELLULOSE								
	QTY. METRIC (TONNE) QUANT. METRIQUE (TONNE)	2,663	3,166	3,148	3,274	7			
	QTY. IMPERIAL (CWT) QUANT. IMPERIALE (QTL)	58,712	69,789	69,403	72,176	7			
	VALUE (\$000) VALEUR (\$000)	21,606	23,327	19,918	25,348	5	UNITED STATES ETATS-UNIS	97	

SEE EXPLANATORY NOTES / VOIR NOTES EXPLICATIVES

## IMPORT DATA TRENDS - TENDANCES DES DONNEES SUR L'IMPORTATION

## SECTION 2 - FABRICATED MATERIALS, INEDIBLE

## SECTION 2 - MATIERES TRAVAILLEES, NON COMESTIBLES

CODE	COMMODITY MARCHANDISE		1982	1983	1984	AVE. ANNUAL GROWTH RATE (%) 1982-1985		MAJOR COUNTRY OF EXPORT - SHARE OF IMPORT MARKET (%) 1985	
						1985	ANNUEL MOYEN	PAYS EXPORTATEUR PRINCIPAL - PART DU MARCHE DES IMPORTATIONS	
42465-20	CELLULOSE ACETATE FILM / .01" OR LESS THICK/ PELLICULE D'ACETATE DE CELLULOSE (EPAIS .01 PO. OU MOINS)								
	QTY. METRIC (KG)	2,469,571	2,941,078	2,923,297	822.812	-31			
	QUANT. METRIQUE (KG)								
	QTY. IMPERIAL (CWT)	54,445	64,840	64,448	18,140	-31			
	QUANT. IMPERIALE (QTL)								
	VALUE (\$000)	20,052	21,800	18,457	6,227	-32			
	VALEUR (\$000)							UNITED STATES ETATS-UNIS	90
42465-30	CELLULOSE ACETATE SHEET / OVER .01" THICK/ ACETATE DE CELLULOSE EN FEUILLES (EPAIS PLUS DE .01 PO)								
	QTY. METRIC (KG)	193,547	224,482	224,754	2,451,019	131			
	QUANT. METRIQUE (KG)								
	QTY. IMPERIAL (CWT)	4,267	4,949	4,955	54,036	131			
	QUANT. IMPERIALE (QTL)								
	VALUE (\$000)	1,554	1,527	1,461	19,121	129			
	VALEUR (\$000)							UNITED STATES ETATS-UNIS	100
42482	REGENERATED CELLULOSE FILM & SHEET PELLIC. FEUILLE CELLULOSE REGENERE								
	QTY. METRIC (TONNE)	1,360	1,625	1,356	1,262	-2			
	QUANT. METRIQUE (TONNE)								
	QTY. IMPERIAL (CWT)	29,992	35,814	29,892	27,813	-2			
	QUANT. IMPERIALE (QTL)								
	VALUE (\$000)	5,785	6,645	5,917	5,856	0			
	VALEUR (\$000)							UNITED STATES ETATS-UNIS	81
42482-20	REGENERATED CELLULOSE FILM / .01" OR LESS THK/ PELLICULE DE CELLULOSE REGENERE (EPAIS .01 PO OU MOINS)								
	QTY. METRIC (KG)	992,546	1,177,157	1,031,101	853,203	-5			
	QUANT. METRIQUE (KG)								
	QTY. IMPERIAL (CWT)	21,882	25,952	22,732	18,810	-5			
	QUANT. IMPERIALE (QTL)								
	VALUE (\$000)	4,429	5,001	4,530	3,816	-5			
	VALEUR (\$000)							UNITED STATES ETATS-UNIS	80
42487	VULCANIZED FIBRE IN ROLLS OR SHEETS FIBRES VULCANISEES ROULEAU, FEUILLE								
	QTY. METRIC (TONNE)	331	395	402	530	17			
	QUANT. METRIQUE (TONNE)								
	QTY. IMPERIAL (CWT)	7,304	8,704	8,873	11,684	17			
	QUANT. IMPERIALE (QTL)								
	VALUE (\$000)	1,173	1,333	1,486	1,782	15			
	VALEUR (\$000)							UNITED STATES ETATS-UNIS	69
42489	CELLULOSIC FILM AND SHEET N E S PELLICULE, FEUILLE CELLULOSIQUE NDA								
	QTY. METRIC (TONNE)	374	391	397	389	1			
	QUANT. METRIQUE (TONNE)								
	QTY. IMPERIAL (CWT)	8,245	8,625	8,760	8,567	1			
	QUANT. IMPERIALE (QTL)								
	VALUE (\$000)	1,707	1,869	2,213	1,940	4			
	VALEUR (\$000)							UNITED STATES ETATS-UNIS	94
42499	PLASTIC FILM AND SHEET N E S PELLICULE, FEUILLE DE PLASTIQUE NDA								
	QTY. METRIC (TONNE)	6,182	6,880	8,036	8,157	10			
	QUANT. METRIQUE (TONNE)								

SEE EXPLANATORY NOTES / VDIR NOTES EXPLICATIVES

## IMPORT DATA TRENDS - TENDANCES DES DONNEES SUR L'IMPORTATION

## SECTION 2 - FABRICATED MATERIALS, INEDIBLE

## SECTION 2 - MATIERES TRAVAILLEES, NON COMESTIBLES

CODE	COMMODITY MARCHANDISE	1982	1983	1984	AVE. ANNUAL GROWTH RATE (%) 1982-1985 TAUX DE CROISSANCE ANNUEL MOYEN		MAJOR COUNTRY OF EXPORT - SHARE OF IMPORT MARKET (%) 1985 PAYS EXPORTATEUR PRINCIPAL - PART DU MARCHE DES IMPORTATIONS	
					1985	ANNUEL MOYEN		
42499	PLASTIC FILM AND SHEET N E S PELLICULE, FEUILLE DE PLASTIQUE NDA			(CONT-D) (SUITE)				
	QTY. IMPERIAL (CWT) QUANT. IMPERIALE (QTL)	136.289	151.665	177.162	179.831	10		
	VALUE (\$000) VALEUR (\$000)	26.807	32.547	45.212	49.223	22	UNITED STATES ETATS-UNIS	87
42499-15	POLYCARBONATE SHEET /OVER .01" THICK/ POLYCARBONATE EN FEUILLES (EPAISSEUR PLUS DE .01 PD)							
	QTY. METRIC (KG) QUANT. METRIQUE (KG)	459.441	495.275	626.816	740.939	17		
	QTY. IMPERIAL (CWT) QUANT. IMPERIALE (QTL)	10.129	10.919	13.819	16.335	17		
	VALUE (\$000) VALEUR (\$000)	2.855	3.273	4.288	4.685	18	UNITED STATES ETATS-UNIS	90
42499-50	POLYAMIDE FILM / .01" OR LESS THICK/ PELLICULE DE POLYAMIDE (EPAIS.01" OU MOINS)							
	QTY. METRIC (KG) QUANT. METRIQUE (KG)	350.988	422.292	655.075	536.007	15		
	QTY. IMPERIAL (CWT) QUANT. IMPERIALE (QTL)	7.738	9.310	14.442	11.817	15		
	VALUE (\$000) VALEUR (\$000)	3.159	3.140	4.609	4.188	10	UNITED STATES ETATS-UNIS	81
42499-55	POLYAMIDE SHEET /OVER .01" THICK/ POLYAMIDE EN FEUILLES (EPAIS PLUS DE .01 PD)							
	QTY. METRIC (KG) QUANT. METRIQUE (KG)	201.439	374.756	285.217	168.781	-6		
	QTY. IMPERIAL (CWT) QUANT. IMPERIALE (QTL)	4.441	8.262	6.288	3.721	-6		
	VALUE (\$000) VALEUR (\$000)	1.243	3.167	3.864	3.137	36	UNITED STATES ETATS-UNIS	93
42512	LAYFLAT TUBING, PLASTIC PELLICULES EN GAINE, MAT. PLASTIQUE							
	QTY. METRIC (TONNE) QUANT. METRIQUE (TONNE)	397	350	475	477	6		
	QTY. IMPERIAL (CWT) QUANT. IMPERIALE (QTL)	8.757	7.711	10.467	10.513	6		
	VALUE (\$000) VALEUR (\$000)	2.080	1.996	2.029	2.134	1	UNITED STATES ETATS-UNIS	79
42515	PIPE, TUBES, TUBING N E S, PLASTIC TUYAUX, TUBES ETC MATIERE PLASTIQUE							
	QTY. METRIC (TONNE) QUANT. METRIQUE (TONNE)	4.313	3.333	3.725	4.375	0		
	QTY. IMPERIAL (CWT) QUANT. IMPERIALE (QTL)	95.090	73.476	82.124	96.454	0		
	VALUE (\$000) VALEUR (\$000)	12.289	10.688	15.652	20.202	18	UNITED STATES ETATS-UNIS	96
42515-20	PVC PIPES & TUBING RIGID, SEMI RIGID, EXC LAM TUYAUX & TUBES RIGIDES & SEMI-RIGIDES DE CPV SF LAMINES							
	QTY. METRIC (KG) QUANT. METRIQUE (KG)	1,130,346	802,265	1,357,277	1,495,758	10		
	QTY. IMPERIAL (CWT) QUANT. IMPERIALE (QTL)	24,920	17,687	29,923	32,976	10		
	VALUE (\$000) VALEUR (\$000)	1,862	1,616	3,532	4,884	37	UNITED STATES ETATS-UNIS	97

## IMPORT DATA TRENDS - TENDANCES DES DONNEES SUR L'IMPORTATION

## SECTION 2 - FABRICATED MATERIALS, INEDIBLE

## SECTION 2 - MATIERES TRAVAILLEES, NON COMESTIBLES

CODE	COMMODITY MARCHANDISE	1982	1983	1984	AVE. ANNUAL GROWTH RATE (%) 1982-1985 TAUX DE CROISSANCE ANNUEL MOYEN		MAJOR COUNTRY OF EXPORT - SHARE OF IMPORT MARKET (%) 1985 PAYS EXPORTATEUR PRINCIPAL - PART DU MARCHE DES IMPORTATIONS	
					1985	ANNUEL MOYEN		
42524	BLOCKS, RODS & LIKE SHAPES, PLASTIC BLOCS, JONCS & AUTRES FORMES PLAST.							
	QTY. METRIC (TONNE) QUANT. METRIQUE (TONNE)	369	681	749	768	27		
	QTY. IMPERIAL (CWT) QUANT. IMPERIALE (QTL)	8.135	15.010	16.504	16.922	27		
	VALUE (\$000) VALEUR (\$000)	1.921	3.813	4.127	4.218	30	UNITED STATES ETATS-UNIS	85
42527	POLYURETHANE CARPET UNDERCUSHION SOUS-TAPIS EN PDLYURETHANE							
	QTY. METRIC (TONNE) QUANT. METRIQUE (TONNE)	24	14	9	27	4		
	QTY. IMPERIAL (CWT) QUANT. IMPERIALE (QTL)	535	307	190	605	4		
	VALUE (\$000) VALEUR (\$000)	83	60	34	142	19	UNITED STATES ETATS-UNIS	100
42530	POLYURETHANE FOAMED/EXP. SHAPES NES PROFILE POLYURETHANE MOUSSE/EXP NDA							
	QTY. METRIC (TONNE) QUANT. METRIQUE (TONNE)	1,726	2,603	2,987	3,071	21		
	QTY. IMPERIAL (CWT) QUANT. IMPERIALE (QTL)	38.051	57.387	65.844	67.700	21		
	VALUE (\$000) VALEUR (\$000)	6,300	7,979	10,678	12,097	24	UNITED STATES ETATS-UNIS	97
42531-39	PDLYURETHANE FOAMED&EXPANDED SHAPES&FORMS NES PROFILES ET FORMES DE POLYURETHANE MOUSSE/EXPANSE NDA							
	QTY. METRIC (KG) QUANT. METRIQUE (KG)	1,253,405	1,997,202	2,251,530	2,242,776	21		
	QTY. IMPERIAL (CWT) QUANT. IMPERIALE (QTL)	27,633	44,031	49,638	49,445	21		
	VALUE (\$000) VALEUR (\$000)	4,583	5,920	8,081	9,582	28	UNITED STATES ETATS-UNIS	96
42531	FOAMED EXP PLAST BASIC SHAPES NES MAT PLAST MOUSSE FORMES BASE							
	QTY. METRIC (TONNE) QUANT. METRIQUE (TONNE)	2,576	4,153	6,165	6,891	38		
	QTY. IMPERIAL (CWT) QUANT. IMPERIALE (QTL)	56.781	91.546	135.917	151.910	38		
	VALUE (\$000) VALEUR (\$000)	11,025	16,377	24,746	26,261	33	UNITED STATES ETATS-UNIS	93
42531-20	POLYETHYLENE FOAMED/EXPANDED SHAPES & FORMS PROFILES ET FORMES DE POLYETHYLENE EN MOUSSE OU EXPANSE							
	QTY. METRIC (KG) QUANT. METRIQUE (KG)	708,870	1,230,363	1,271,640	1,249,777	21		
	QTY. IMPERIAL (CWT) QUANT. IMPERIALE (QTL)	15,628	27,125	28,035	27,553	21		
	VALUE (\$000) VALEUR (\$000)	3,398	5,402	6,619	6,223	22	UNITED STATES ETATS-UNIS	89
42531-40	POLYSTYRENE FOAMED & EXPANDED SHAPES & FORMS PROFILES ET FORMES DE POLYSTYRENE EN MOUSSE OU EXPANSE							
	QTY. METRIC (KG) QUANT. METRIQUE (KG)	562,724	738,354	1,715,568	1,459,018	37		
	QTY. IMPERIAL (CWT) QUANT. IMPERIALE (QTL)	12,406	16,278	37,822	32,166	37		

SEE EXPLANATORY NOTES / VOIR NOTES EXPLICATIVES

## IMPORT DATA TRENDS - TENDANCES DES DONNEES SUR L'IMPORTATION

## SECTION 2 - FABRICATED MATERIALS, INEDIBLE

## SECTION 2 - MATIERES TRAVAILLEES, NON COMESTIBLES

CODE	COMMODITY MARCHANDISE	1982	1983	1984	AVE. ANNUAL GROWTH RATE (%) 1982-1985 TAUX DE CROISSANCE 1985 ANNUEL MOYEN		MAJOR COUNTRY OF EXPDRT - SHARE OF IMPORT MARKET (%) 1985 PAYS EXPDRTATEUR PRINCIPAL - PART DU MARCHÉ DES IMPORTATIONS	
42531-40	POLYSTYRENE FOAMED & EXPANDED SHAPES & FORMS PROFILES ET FORMES DE POLYSTYRENE EN MOUSSE OU EXPANSE			(CONT-D) (SUITE)				
	VALUE (\$000) VALEUR (\$000)	2,343	2,715	5,627	4,724	26	UNITED STATES ETATS-UNIS	100
42531-50	PVC FOAMED & EXPANDED SHAPES & FORMS PROFILES ET FORMES DE CPV EN MOUSSE OU EXPANSE							
	QTY. METRIC (KG) QUANT. METRIQUE (KG)	187,061	471,915	474,228	655,982	51		
	QTY. IMPERIAL (CWT) QUANT. IMPERIALE (QTL)	4,124	10,404	10,455	14,462	51		
	VALUE (\$000) VALEUR (\$000)	887	1,940	2,645	3,161	52	UNITED STATES ETATS-UNIS	74
42540	LAMINATED PLASTICS MAT. FABRIC BASE MAT. PLAST. LAMINEE A BASE DE TISSU							
	QTY. METRIC (TONNE) QUANT. METRIQUE (TONNE)	518	527	872	1,062	27		
	QTY. IMPERIAL (CWT) QUANT. IMPERIALE (QTL)	11,409	11,619	19,222	23,413	27		
	VALUE (\$000) VALEUR (\$000)	2,105	2,177	3,410	4,195	25	UNITED STATES ETATS-UNIS	86
42547	DECOR. LAMINATED PLAST. PAPER BASE PLASTIQUES LAMINES DECOR. BASE PAP.							
	QTY. METRIC (TONNE) QUANT. METRIQUE (TONNE)	913	1,704	2,988	4,600	71		
	QTY. IMPERIAL (CWT) QUANT. IMPERIALE (QTL)	20,128	37,574	65,864	101,419	71		
	VALUE (\$000) VALEUR (\$000)	3,128	6,007	10,759	17,309	76	UNITED STATES ETATS-UNIS	80
42547-30	PAPER, DECOR LAM PLAS, MELAMINE FORMALDEHYDE PAPIER DECOR PLAST LAMIN, MELAMINE FORMALDEHYDE							
	QTY. METRIC (KG) QUANT. METRIQUE (KG)	537,958	1,430,895	2,530,760	3,699,843	89		
	QTY. IMPERIAL (CWT) QUANT. IMPERIALE (QTL)	11,860	31,546	55,794	81,568	89		
	VALUE (\$000) VALEUR (\$000)	1,993	5,074	9,342	13,606	88	UNITED STATES ETATS-UNIS	78
42549	LAMINATED PLASTICS MATERIALS N E S MATIERES PLASTIQUES LAMINEES N D A							
	QTY. METRIC (TONNE) QUANT. METRIQUE (TONNE)	4,397	5,514	7,110	7,082	17		
	QTY. IMPERIAL (CWT) QUANT. IMPERIALE (QTL)	96,943	121,568	156,747	156,136	17		
	VALUE (\$000) VALEUR (\$000)	28,607	37,141	60,428	56,061	25	UNITED STATES ETATS-UNIS	89
42549-15	LAMINATED PLASTICS, COPPER ON EPOXY SHEET PLASTIQUES LAMINES, CUIVRE SUR FEUILLE EPOXY							
	QTY. METRIC (KG) QUANT. METRIQUE (KG)	1,103,811	1,736,615	2,161,810	1,659,051	14		
	QTY. IMPERIAL (CWT) QUANT. IMPERIALE (QTL)	24,335	38,286	47,660	36,576	14		
	VALUE (\$000) VALEUR (\$000)	9,479	14,143	23,159	18,634	25	UNITED STATES ETATS-UNIS	87



## IMPORT DATA TRENDS - TENDANCES DES DONNEES SUR L'IMPORTATION

## SECTION 2 - FABRICATED MATERIALS, INEDIBLE

## SECTION 2 - MATIERES TRAVAILLEES, NON COMESTIBLES

CODE	COMMODITY MARCHANDISE		1982	1983	1984	1985	AVE. ANNUAL GROWTH RATE (%) 1982-1985 TAUX DE CROISSANCE ANNUEL MOYEN	MAJOR COUNTRY OF EXPORT - SHARE OF IMPORT MARKET (%) 1985 PAYS EXPORTATEUR PRINCIPAL - PART DU MARCHE DES IMPORTATIONS	
42549-19	LAMINATED PLASTICS, COPPER DN PLAS SHEET NES PLASTIQUES LAM, CUIVRE SUR FEUILLE PLAST NDA								
	QTY. METRIC (KG)		525,348	381,605	656,526	504,710	-1		
	QUANT. METRIQUE (KG)								
	QTY. IMPERIAL (CWT)		11,582	8,413	14,474	11,127	-1		
	QUANT. IMPERIALE (QTL)								
	VALUE (\$000)		4,577	3,789	8,385	7,234	16	UNITED STATES	91
	VALEUR (\$000)							ETATS-UNIS	
42549-29	LAMINATED PLASTICS, METAL ON PLAS SHEET NES PLASTIQUES LAM, METAL SUR FEUILLE PLAST NDA								
	QTY. METRIC (KG)		391,675	499,675	865,631	720,528	22		
	QUANT. METRIQUE (KG)								
	QTY. IMPERIAL (CWT)		8,635	11,016	19,084	15,885	22		
	QUANT. IMPERIALE (QTL)								
	VALUE (\$000)		2,727	2,968	6,790	6,002	30	UNITED STATES	92
	VALEUR (\$000)							ETATS-UNIS	
42555	PLASTIC SHEET, REINFORCED EXC. LAM. FEUILLES DE MAT. PLAST. RENFORCEE								
	QTY. METRIC (TONNE)		2,777	3,941	3,938	4,000	13		
	QUANT. METRIQUE (TONNE)								
	QTY. IMPERIAL (CWT)		61,218	86,882	86,807	88,186	13		
	QUANT. IMPERIALE (QTL)								
	VALUE (\$000)		8,502	12,758	18,543	13,630	17	UNITED STATES	90
	VALEUR (\$000)							ETATS-UNIS	
42555-20	GLASS REINFORCED POLYESTER POLYESTER RENFORCE DE VERRE								
	QTY. METRIC (KG)		421,294	1,023,118	1,157,426	1,555,496	54		
	QUANT. METRIQUE (KG)								
	QTY. IMPERIAL (CWT)		9,288	22,556	25,517	34,293	54		
	QUANT. IMPERIALE (QTL)								
	VALUE (\$000)		1,142	2,964	3,421	4,743	60	UNITED STATES	95
	VALEUR (\$000)							ETATS-UNIS	
42562	PLASTIC HANDLES AND KNDBS POIGNEES EN MATIERE PLASTIQUE								
	QTY. METRIC (TONNE)		328	403	594	547	18		
	QUANT. METRIQUE (TONNE)								
	QTY. IMPERIAL (CWT)		7,225	8,878	13,086	12,070	18		
	QUANT. IMPERIALE (QTL)								
	VALUE (\$000)		1,385	1,682	2,725	2,736	25	UNITED STATES	81
	VALEUR (\$000)							ETATS-UNIS	
42564	PLASTIC PIPE FITTINGS FOURNITURES DE TUYAUTERIE EN PLAST.								
	QTY. METRIC (TONNE)		1,007	883	1,313	1,107	3		
	QUANT. METRIQUE (TONNE)								
	QTY. IMPERIAL (CWT)		22,200	19,474	28,957	24,415	3		
	QUANT. IMPERIALE (QTL)								
	VALUE (\$000)		6,272	6,029	9,789	8,659	11	UNITED STATES	98
	VALEUR (\$000)							ETATS-UNIS	
42577	VULCANIZED FIBRE MATERIALS N E S DEMI-PRODUITS, FIBRE VULCANISEE NDA								
	QTY. METRIC (TONNE)		250	177	139	111	-24		
	QUANT. METRIQUE (TONNE)								

SEE EXPLANATORY NOTES / VOIR NOTES EXPLICATIVES

## IMPORT DATA TRENDS - TENDANCES DES DONNEES SUR L'IMPORTATION

SECTION 2 - FABRICATED MATERIALS, INEDIBLE			SECTION 2 - MATIERES TRAVAILLEES, NON COMESTIBLES						
CODE	COMMODITY MARCHANDISE	1982	1983	1984	AVE. ANNUAL GROWTH RATE (%) 1982-1985 TAUX DE CROISSANCE ANNUEL MOYEN		MAJOR COUNTRY OF EXPORT - SHARE OF IMPORT MARKET (%) 1985 PAYS EXPORTATEUR PRINCIPAL - PART DU MARCHE DES IMPORTATIONS		
					1985	ANNUEL MOYEN			
42577	VULCANIZED FIBRE MATERIALS N E S DEMI-PRODUITS, FIBRE VULCANISEE NDA			(CONT-D) (SUITE)					
	QTY. IMPERIAL (CWT) QUANT. IMPERIALE (QTL)	5,521	3,910	3,063	2,454	-24			
	VALUE (\$000) VALEUR (\$000)	1,220	959	818	587	-22	UNITED STATES ETATS-UNIS	97	
42590	PLASTIC TAPE RUBAN EN MATIERE PLASTIQUE								
	QTY. METRIC (TONNE) QUANT. METRIQUE (TONNE)	3,591	3,030	4,905	4,279	6			
	QTY. IMPERIAL (CWT) QUANT. IMPERIALE (QTL)	79,172	66,804	108,126	94,342	6			
	VALUE (\$000) VALEUR (\$000)	12,676	18,041	29,185	34,931	40	UNITED STATES ETATS-UNIS	89	
42599	PLASTICS FABRICATED MATERIALS N E S MATIERES PLASTIQUES TRAVAILLEES NDA								
	QTY. METRIC (TONNE) QUANT. METRIQUE (TONNE)	9,539	11,701	14,495	15,457	17			
	QTY. IMPERIAL (CWT) QUANT. IMPERIALE (QTL)	210,290	257,950	319,547	340,767	17			
	VALUE (\$000) VALEUR (\$000)	39,719	55,616	71,461	87,799	30	UNITED STATES ETATS-UNIS	84	
42599-25	STRAPPING, PLASTIC, POLYPROPYLENE COURROIES DE PLASTIQUE, POLYPROPYLENE								
	QTY. METRIC (KG) QUANT. METRIQUE (KG)	1,474,757	1,873,417	1,565,793	2,010,719	11			
	QTY. IMPERIAL (CWT) QUANT. IMPERIALE (QTL)	32,513	41,302	34,520	44,329	11			
	VALUE (\$000) VALEUR (\$000)	3,010	3,886	3,573	4,458	14	UNITED STATES ETATS-UNIS	71	
42599-69	PLASTIC HARDWARE NES QUINCAILLERIE EN PLASTIQUE NDA								
	QTY. METRIC (KG) QUANT. METRIQUE (KG)	461,528	628,191	1,002,479	1,209,452	37			
	QTY. IMPERIAL (CWT) QUANT. IMPERIALE (QTL)	10,175	13,848	22,101	26,664	37			
	VALUE (\$000) VALEUR (\$000)	1,864	3,174	4,889	6,556	51	UNITED STATES ETATS-UNIS	78	
42599-70	LENS BLANKS, PLASTIC, OPHTHALMIC EBAUCHES DE LENTILLES EN MATIERES PLAST. OPHTHALMIQUES								
	QTY. METRIC (KG) QUANT. METRIQUE (KG)	25,764	24,585	82,962	91,852	52			
	QTY. IMPERIAL (CWT) QUANT. IMPERIALE (QTL)	568	542	1,829	2,025	52			
	VALUE (\$000) VALEUR (\$000)	2,291	2,911	5,370	6,281	39	UNITED STATES ETATS-UNIS	96	
42605	ACID DYESTUFFS MATIERES COLORANTES ACIDES								
	QTY. METRIC (KG) QUANT. METRIQUE (KG)	607,886	877,989	784,784	848,269	12			
	QTY. IMPERIAL (LB) QUANT. IMPERIALE (LIV)	1,340,167	1,935,644	1,730,161	1,870,122	12			
	VALUE (\$000) VALEUR (\$000)	6,839	10,564	9,569	9,072	10	GERMANY WEST ALLEMAGNE, O.	37	

SEE EXPLANATORY NOTES / VOIR NOTES EXPLICATIVES

## IMPORT DATA TRENDS - TENDANCES DES DONNEES SUR L'IMPORTATION

## SECTION 2 - FABRICATED MATERIALS, INEDIBLE

## SECTION 2 - MATIERES TRAVAILLEES, NON COMESTIBLES

CODE	COMMODITY MARCHANDISE		1982	1983	1984	AVE. ANNUAL GROWTH RATE (%) 1982-1985 TAUX DE CROISSANCE ANNUEL MOYEN	MAJOR COUNTRY OF EXPORT - SHARE OF IMPORT MARKET (%) 1985 PAYS EXPORTATEUR PRINCIPAL - PART DU MARCHE DES IMPORTATIONS	
							1985	
42608	AZOIC DYESTUFFS MATIERES COLORANTES AZOIQUES							
	QTY. METRIC (KG)	24,576	5,543	20,823	8.444	-30		
	QUANT. METRIQUE (KG)							
	QTY. IMPERIAL (LB)	54,182	12,221	45,908	18.617	-30		
	QUANT. IMPERIALE (LIV)							
	VALUE (\$000)	215	66	182	76	-29	JAPAN	48
	VALEUR (\$000)						JAPON	
42611	MODIFIED BASIC DYESTUFFS MAT. COLORANTES BASIQUES MODIFIEES							
	QTY. METRIC (KG)	95,952	101,631	75,378	60,541	-14		
	QUANT. METRIQUE (KG)							
	QTY. IMPERIAL (LB)	211,561	224,060	166,180	133,471	-14		
	QUANT. IMPERIALE (LIV)							
	VALUE (\$000)	1,471	1,651	1,216	961	-13	GERMANY WEST	55
	VALEUR (\$000)						ALLEMAGNE, O.	
42612	BASIC DYESTUFFS N E S MATIERES COLORANTES BASIQUES N D A							
	QTY. METRIC (KG)	726,118	907,502	809,189	757,800	1		
	QUANT. METRIQUE (KG)							
	QTY. IMPERIAL (LB)	1,600,824	2,000,709	1,783,965	1,670,671	1		
	QUANT. IMPERIALE (LIV)							
	VALUE (\$000)	5,789	7,470	6,105	5,497	-2	GERMANY WEST	49
	VALEUR (\$000)						ALLEMAGNE, O.	
42615	CHROME DYESTUFFS MATIERES COLORANTES AU CHROME							
	QTY. METRIC (KG)	55,051	61,216	129,521	105,503	24		
	QUANT. METRIQUE (KG)							
	QTY. IMPERIAL (LB)	121,368	134,959	285,546	232,595	24		
	QUANT. IMPERIALE (LIV)							
	VALUE (\$000)	337	376	442	638	23	UNITED STATES	51
	VALEUR (\$000)						ETATS-UNIS	
42620	DIRECT AND DEVELOPED DYESTUFFS MAT COLORANTES DIRECTES & PREPAREES							
	QTY. METRIC (KG)	435,050	650,042	755,962	645,267	14		
	QUANT. METRIQUE (KG)							
	QTY. IMPERIAL (LB)	969,125	1,433,104	1,666,620	1,422,578	14		
	QUANT. IMPERIALE (LIV)							
	VALUE (\$000)	3,875	5,263	5,707	4,768	7	UNITED STATES	52
	VALEUR (\$000)						ETATS-UNIS	
42621	DISPERSED OR ACETATE DYESTUFFS MATIERES COLORANTES EN DISPERSION							
	QTY. METRIC (KG)	867,496	860,526	751,331	605,434	-3		
	QUANT. METRIQUE (KG)							
	QTY. IMPERIAL (LB)	1,471,584	1,897,144	1,656,411	1,334,760	-3		
	QUANT. IMPERIALE (LIV)							
	VALUE (\$000)	8,746	10,557	9,456	7,932	-3	UNITED STATES	39
	VALEUR (\$000)						ETATS-UNIS	

## IMPORT DATA TRENDS - TENDANCES DES DONNEES SUR L'IMPORTATION

## SECTION 2 - FABRICATED MATERIALS, INEDIBLE

## SECTION 2 - MATIERES TRAVAILLEES, NON COMESTIBLES

CODE	COMMODITY MARCHANDISE		1982	1983	1984	AVE. ANNUAL GROWTH RATE (%) 1982-1985 TAUX DE CROISSANCE ANNUEL MOYEN	MAJOR COUNTRY OF EXPORT - SHARE OF IMPORT MARKET (%) 1985 PAYS EXPORTATEUR PRINCIPAL - PART DU MARCHE DES IMPORTATIONS	
							1985	
42621-30	DISPERSED (ACETATE) DYESTUFFS, BLUE COLORANTS EN DISPERSION (ACETATE), BLEUS							
	QTY. METRIC (KG)	244,516	298,873	255,944	245,526	0		
	QUANT. METRIQUE (KG)							
	QTY. IMPERIAL (LB)	538,059	658,905	564,263	541,295	0		
	QUANT. IMPERIALE (LIV)							
	VALUE (\$000)	3,707	4,243	3,630	3,471	-2	GERMANY WEST	41
	VALEUR (\$000)						ALLEMAGNE, O.	
42625	SULPHUR DYESTUFFS MATIERES COLORANTES AU SOUFRE							
	QTY. METRIC (KG)	1,060,340	1,191,241	493,498	310,265	-34		
	QUANT. METRIQUE (KG)							
	QTY. IMPERIAL (LB)	2,337,661	2,626,251	1,087,983	684,020	-34		
	QUANT. IMPERIALE (LIV)							
	VALUE (\$000)	2,005	2,207	996	541	-35	UNITED STATES	70
	VALEUR (\$000)						ETATS-UNIS	
42630	VAT DYESTUFFS INCLUDING INDIGO MAT COLOR TEIGNANT A LA CUVE INDIGO							
	QTY. METRIC (KG)	540,694	813,743	735,549	635,347	6		
	QUANT. METRIQUE (KG)							
	QTY. IMPERIAL (LB)	1,192,032	1,794,006	1,621,616	1,400,708	6		
	QUANT. IMPERIALE (LIV)							
	VALUE (\$000)	4,647	7,062	5,837	4,357	-2	UNITED STATES	56
	VALEUR (\$000)						ETATS-UNIS	
42540	OIL, SPIRIT AND WAX DYESTUFFS MAT. COLOR D'HUILE ALCOOL PARAFFINE							
	QTY. METRIC (KG)	378,224	306,221	402,277	332,760	-4		
	QUANT. METRIQUE (KG)							
	QTY. IMPERIAL (LB)	833,845	675,106	886,873	733,615	-4		
	QUANT. IMPERIALE (LIV)							
	VALUE (\$000)	3,493	3,444	4,310	3,589	1	UNITED STATES	69
	VALEUR (\$000)						ETATS-UNIS	
42645	FOOD, DRUG AND COSMETIC DYESTUFFS MAT COLOR ALIMENTS MED. COSMETIQUES							
	QTY. METRIC (KG)	185,132	223,617	262,518	236,822	8		
	QUANT. METRIQUE (KG)							
	QTY. IMPERIAL (LB)	408,148	492,896	578,757	522,105	8		
	QUANT. IMPERIALE (LIV)							
	VALUE (\$000)	2,865	3,803	4,223	4,210	14	UNITED STATES	57
	VALEUR (\$000)						ETATS-UNIS	
42669	ORGANIC OPTICAL BRIGHTENERS AVIVEURS OPTIQUES ORGANIQUES							
	QTY. METRIC (KG)	1,722,179	2,138,788	2,582,382	2,023,453	5		
	QUANT. METRIQUE (KG)							
	QTY. IMPERIAL (LB)	3,796,775	4,715,244	5,913,670	4,460,973	5		
	QUANT. IMPERIALE (LIV)							
	VALUE (\$000)	6,213	7,517	9,515	8,881	13	UNITED STATES	68
	VALEUR (\$000)						ETATS-UNIS	

## IMPRT DATA TRENDS - TENDANCES DES DONNEES SUR L'IMPRTATION

## SECTION 2 - FABRICATED MATERIALS, INEDIBLE

## SECTION 2 - MATIERES TRAVAILLEES, NON COMESTIBLES

CODE	COMMODITY MARCHANDISE		1982	1983	1984	AVE. ANNUAL GROWTH RATE (%) 1982-1985 TAUX DE CROISSANCE ANNUEL MOYEN	MAJOR COUNTRY OF EXPORT - SHARE OF IMPORT MARKET (%) 1985 PAYS EXPORTATEUR PRINCIPAL - PART DU MARCHE DES IMPORTATIONS	
							1985	
42672	REACTIVE DYESTUFFS MATIERES COLORANTES REACTIVES							
	QTY. METRIC (KG) QUANT. METRIQUE (KG)		417,631	509,555	545,283	743,063	21	
	QTY. IMPERIAL (LB) QUANT. IMPERIALE (LIV)		920,724	1,123,384	1,202,150	1,638,183	21	
	VALUE (\$000) VALEUR (\$000)		8,706	8,762	7,332	8,435	-1	GERMANY WEST ALLEMAGNE, O. 65
42699	DYESTUFFS N E S MATIERES COLORANTES N D A							
	QTY. METRIC (KG) QUANT. METRIQUE (KG)		1,038,565	970,581	929,138	914,211	-4	
	QTY. IMPERIAL (LB) QUANT. IMPERIALE (LIV)		2,289,655	2,139,777	2,048,410	2,015,501	-4	
	VALUE (\$000) VALEUR (\$000)		7,392	7,480	7,795	7,568	1	UNITED STATES ETATS-UNIS 51
42713	ORGANIC ORANGE AND YELLOW PIGMENTS PIGMENTS ORANGE & JAUNE ORGANIQUES							
	QTY. METRIC (KG) QUANT. METRIQUE (KG)		389,529	473,920	697,266	873,237	30	
	QTY. IMPERIAL (LB) QUANT. IMPERIALE (LIV)		858,768	1,044,821	1,537,216	1,925,169	30	
	VALUE (\$000) VALEUR (\$000)		4,845	6,541	8,405	9,303	24	UNITED STATES ETATS-UNIS 31
42713-37	PIGMENTS, ORGANIC, YELLOW, EXC HANSA PIGMENTS ORGANIQUES JAUNES, SAUF HANSA							
	QTY. METRIC (KG) QUANT. METRIQUE (KG)		284,170	314,743	556,569	659,332	32	
	QTY. IMPERIAL (LB) QUANT. IMPERIALE (LIV)		626,490	693,894	1,227,030	1,453,586	32	
	VALUE (\$000) VALEUR (\$000)		3,338	4,209	6,324	6,640	25	UNITED STATES ETATS-UNIS 40
42715	ORGANIC BLUE AND GREEN PIGMENTS PIGMENTS BLEU ET VERT ORGANIQUES							
	QTY. METRIC (KG) QUANT. METRIQUE (KG)		713,670	944,258	1,284,109	1,263,113	21	
	QTY. IMPERIAL (LB) QUANT. IMPERIALE (LIV)		1,573,382	2,081,743	2,830,990	2,784,703	21	
	VALUE (\$000) VALEUR (\$000)		8,367	11,386	14,892	13,960	18	UNITED STATES ETATS-UNIS 38
42715-22	PIGMENTS, ORGANIC, BLUE, PHTHALOCYANINE PIGMENTS ORGANIQUES BLEUS, PHTHALOCYANINE							
	QTY. METRIC (KG) QUANT. METRIQUE (KG)		311,190	569,802	826,692	800,261	37	
	QTY. IMPERIAL (LB) QUANT. IMPERIALE (LIV)		686,060	1,256,204	1,822,553	1,764,282	37	
	VALUE (\$000) VALEUR (\$000)		3,302	6,396	9,149	8,306	36	UNITED STATES ETATS-UNIS 33
42718	ORGANIC RED AND MAROON PIGMENTS PIGMENTS ROUGE ET MARRON ORGANIQUES							
	QTY. METRIC (KG) QUANT. METRIQUE (KG)		617,339	971,779	1,094,231	1,143,191	23	

SEE EXPLANATORY NOTES / VOIR NOTES EXPLICATIVES

## IMPORT DATA TRENDS - TENDANCES DES DONNEES SUR L'IMPORTATION

## SECTION 2 - FABRICATED MATERIALS, INEDIBLE

## SECTION 2 - MATIERES TRAVAILLEES, NON COMESTIBLES

CODE	COMMODITY MARCHANDISE	1982	1983	1984	AVE. ANNUAL GROWTH RATE (%) 1982-1985 TAUX DE CROISSANCE ANNUUEL MOYEN		MAJOR COUNTRY OF EXPORT - SHARE OF IMPORT MARKET (%) 1985 PAYS EXPORTATEUR PRINCIPAL - PART DU MARCHE DES IMPORTATIONS	
					1985	ANNUEL MOYEN		
42718	ORGANIC RED AND MAROON PIGMENTS PIGMENTS ROUGE ET MARRON ORGANIQUES			(CONT-D) (SUITE)				
	QTY. IMPERIAL (LB) QUANT. IMPERIALE (LIV)	1,361,007	2,142,417	2,412,380	2,520,319	23		
	VALUE (\$000) VALEUR (\$000)	9,216	14,284	17,579	16,928	22	UNITED STATES ETATS-UNIS	49
42718-32	PIGMENTS, ORGANIC, RED, QUINACRIDONE PIGMENTS ORGANIQUES ROUGES DE QUINACRIDONE							
	QTY. METRIC (KG) QUANT. METRIQUE (KG)	16.017	29.039	61.006	56.773	52		
	QTY. IMPERIAL (LB) QUANT. IMPERIALE (LIV)	35.311	64.020	134.495	125.164	52		
	VALUE (\$000) VALEUR (\$000)	876	1,471	3,381	3,500	58	UNITED STATES ETATS-UNIS	98
42718-39	PIGMENTS, ORGANIC, RED, NES PIGMENTS ORGANIQUES RDUGES NDA							
	QTY. METRIC (KG) QUANT. METRIQUE (KG)	421.055	618.703	604.807	670.704	17		
	QTY. IMPERIAL (LB) QUANT. IMPERIALE (LIV)	928.272	1,364.013	1,333.378	1,478.657	17		
	VALUE (\$000) VALEUR (\$000)	6.069	8,923	9,679	8,239	11	GERMANY WEST ALLEMAGNE, D.	29
42733	INORGANIC DRANGE & YELLDW PIGMENTS PIGMENTS DRANGE & JAUNE INORG.							
	QTY. METRIC (KG) QUANT. METRIQUE (KG)	464.390	662,751	691.897	649.455	12		
	QTY. IMPERIAL (LB) QUANT. IMPERIALE (LIV)	1,023.811	1,461.124	1,525.380	1,431,810	12		
	VALUE (\$000) VALEUR (\$000)	2,230	3,118	3,389	3,063	11	UNITED STATES ETATS-UNIS	86
42735	INORGANIC BLUE AND GREEN PIGMENTS PIGMENTS BLEU ET VERT INORGANIQUES							
	QTY. METRIC (KG) QUANT. METRIQUE (KG)	279,593	304,142	385,430	411,770	14		
	QTY. IMPERIAL (LB) QUANT. IMPERIALE (LIV)	616,400	670,521	849,732	907,803	14		
	VALUE (\$000) VALEUR (\$000)	1,025	1,166	1,499	1,743	19	UNITED STATES ETATS-UNIS	53
42738	INORGANIC RED AND MAROON PIGMENTS PIGMENTS ROUGE & MARRON INORG.							
	QTY. METRIC (KG) QUANT. METRIQUE (KG)	54,083	97,716	110,008	87,709	17		
	QTY. IMPERIAL (LB) QUANT. IMPERIALE (LIV)	119,233	215,429	242,527	193,366	17		
	VALUE (\$000) VALEUR (\$000)	405	891	982	843	27	UNITED STATES ETATS-UNIS	82
42749	TEXTILE PIGMENTS EXCEPT SPIN DYEING PIGMENTS POUR TEXTILES							
	QTY. METRIC (KG) QUANT. METRIQUE (KG)	528,502	622,585	555,782	571,363	3		
	QTY. IMPERIAL (LB) QUANT. IMPERIALE (LIV)	1,165,154	1,372,573	1,225,295	1,259,647	3		

SEE EXPLANATORY NOTES / VOIR NOTES EXPLICATIVES

## IMPORT DATA TRENDS - TENDANCES DES DONNEES SUR L'IMPORTATION

## SECTION 2 - FABRICATED MATERIALS, INEDIBLE

## SECTION 2 - MATIERES TRAVAILLEES, NON COMESTIBLES

CODE	COMMODITY MARCHANDISE		1982	1983	1984	AVE. ANNUAL GROWTH RATE (%) 1982-1985 TAUX DE CROISSANCE ANNUEL MOYEN		MAJOR COUNTRY OF EXPORT - SHARE OF IMPORT MARKET (%) 1985 PAYS EXPORTATEUR PRINCIPAL - PART DU MARCHE DES IMPORTATIONS	
						1985	ANNUAL MOYEN		
42749	TEXTILE PIGMENTS EXCEPT SPIN DYEING PIGMENTS POUR TEXTILES				(CONT-D) (SUITE)				
	VALUE (\$000) VALEUR (\$000)		1,844	2,461	2,634	2,840	15	UNITED STATES ETATS-UNIS	57
42772	TITANIUM DIOXIDE, EXTENDED BIOXYDE DE TITANE								
	QTY. METRIC (KG) QUANT. METRIQUE (KG)		368,703	5,800,398	9,369,324	12,427,447	219		
	QTY. IMPERIAL (LB) QUANT. IMPERIALE (LIV)		812,856	12,787,755	20,655,932	27,397,973	219		
	VALUE (\$000) VALEUR (\$000)		744	7,741	13,477	19,916	196	UNITED STATES ETATS-UNIS	58
42775	WHITING BLANC D'ESPAGNE								
	QTY. METRIC (KG) QUANT. METRIQUE (KG)		24,067,336	50,220,691	42,758,372	27,101,697	4		
	QTY. IMPERIAL (LB) QUANT. IMPERIALE (LIV)		53,059,671	110,718,250	94,266,567	59,749,327	4		
	VALUE (\$000) VALEUR (\$000)		3,235	6,646	6,276	4,785	14	UNITED STATES ETATS-UNIS	96
42792	LUMINESCENT AGENTS FOR PAINTS N E S AGENTS LUMINESCENTS A PEINTURES NDA								
	QTY. METRIC (KG) QUANT. METRIQUE (KG)		376,091	483,140	479,005	516,609	11		
	QTY. IMPERIAL (LB) QUANT. IMPERIALE (LIV)		829,142	1,065,148	1,056,030	1,138,934	11		
	VALUE (\$000) VALEUR (\$000)		3,506	4,332	6,061	5,669	17	UNITED STATES ETATS-UNIS	81
42792-30	FLUORESCENT AGENTS, ELECTRONIC AGENTS FLUORESCENTS ELECTRONIQUES								
	QTY. METRIC (KG) QUANT. METRIQUE (KG)		174,982	293,459	286,040	296,487	19		
	QTY. IMPERIAL (LB) QUANT. IMPERIALE (LIV)		385,771	646,969	630,614	653,645	19		
	VALUE (\$000) VALEUR (\$000)		1,867	2,834	3,973	3,597	24	UNITED STATES ETATS-UNIS	70
42799	PIGMENTS, COLOUR LAKES & TONERS NES PIGMENTS LAQUES COLOR TONIFIANT NDA								
	QTY. METRIC (KG) QUANT. METRIQUE (KG)		4,451,405	6,766,479	6,815,025	6,917,773	16		
	QTY. IMPERIAL (LB) QUANT. IMPERIALE (LIV)		9,813,720	14,917,611	15,024,637	15,251,159	16		
	VALUE (\$000) VALEUR (\$000)		16,487	22,553	24,750	26,913	17	UNITED STATES ETATS-UNIS	86
42799-20	MASTERBATCHES, PLASTICS COLOUR MELANGES MAITRES COULEURS POUR PLASTIQUES								
	QTY. METRIC (KG) QUANT. METRIQUE (KG)		1,532,817	2,235,929	2,482,078	2,496,889	17		
	QTY. IMPERIAL (LB) QUANT. IMPERIALE (LIV)		3,379,301	4,929,405	5,472,074	5,504,727	17		
	VALUE (\$000) VALEUR (\$000)		3,731	6,019	6,421	6,230	18	UNITED STATES ETATS-UNIS	89

SEE EXPLANATORY NOTES / VOIR NOTES EXPLICATIVES

## IMPORT DATA TRENDS - TENDANCES DES DONNEES SUR L'IMPORTATION

## SECTION 2 - FABRICATED MATERIALS, INEDIBLE

## SECTION 2 - MATIERES TRAVAILLEES, NON COMESTIBLES

CODE	COMMODITY MARCHANDISE	1982	1983	1984	AVE. ANNUAL GROWTH RATE (%) 1982-1985 TAUX DE CROISSANCE ANNUEL MOYEN	MAJOR COUNTRY OF EXPORT - SHARE OF IMPORT MARKET (%) 1985 PAYS EXPORTATEUR PRINCIPAL - PART DU MARCHE DES IMPORTATIONS		
							1985	
42799-59	PIGMENTS, PAINT, NES PIGMENTS POUR PEINTURES, NDA							
	QTY. METRIC (KG) QUANT. METRIQUE (KG)	328,881	711,670	872,332	1,059,055	47		
	QTY. IMPERIAL (LB) QUANT. IMPERIALE (LIV)	725,063	1,568,972	1,923,172	2,334,829	47		
	VALUE (\$000) VALEUR (\$000)	1,648	2,656	2,677	3,062	23	UNITED STATES ETATS-UNIS	82
42816	PASTE PAINT WHITE LEAD & COL IN OIL PEINTURES EN PATE & BLANC DE CERUSE							
	QTY. METRIC (TONNE) QUANT. METRIQUE (TONNE)	669	746	928	651	-1		
	QTY. IMPERIAL (CWT) QUANT. IMPERIALE (QTL)	14,743	16,457	20,461	14,349	-1		
	VALUE (\$000) VALEUR (\$000)	1,895	2,839	3,889	2,523	10	UNITED STATES ETATS-UNIS	75
42829	PAINTS NES, EXC. IN AERDSOL OR TUBE PEINTURES NDA, SAUF AEROSOL ET TUBE							
	QTY. METRIC (LITRE) QUANT. METRIQUE (LITRE)	10,723,813	13,269,582	19,712,874	22,795,255	28		
	QTY. IMPERIAL (GAL) QUANT. IMPERIALE (GALL)	2,358,909	2,918,900	4,336,226	5,014,255	28		
	VALUE (\$000) VALEUR (\$000)	37,500	47,456	73,582	91,643	34	UNITED STATES ETATS-UNIS	97
42829-32	PAINTS, WATER THINNED PEINTURES DILUEES A L'EAU							
	QTY. METRIC (LITRE) QUANT. METRIQUE (LITRE)	137,187	639,230	2,426,230	3,400,703	188		
	QTY. IMPERIAL (GAL) QUANT. IMPERIALE (GALL)	30,177	140,611	533,696	748,050	188		
	VALUE (\$000) VALEUR (\$000)	301	1,827	8,141	12,391	241	UNITED STATES ETATS-UNIS	100
42829-42	PRIMERS, AUTOMOTIVE /EXCEPT AEROSOL OR TUBE/ APPRETS POUR AUTO (SAUF AEROSOL OU TUBE)							
	QTY. METRIC (LITRE) QUANT. METRIQUE (LITRE)	449,458	401,365	465,432	1,067,136	33		
	QTY. IMPERIAL (GAL) QUANT. IMPERIALE (GALL)	98,867	88,288	102,394	234,737	33		
	VALUE (\$000) VALEUR (\$000)	1,812	1,811	2,174	5,006	40	UNITED STATES ETATS-UNIS	99
42829-45	PAINTS, AUTOMOTIVE /EXC AEROSOL OR IN TUBE/ PEINTURES POUR AUTO (SAUF AERDSOL OU TUBE)							
	QTY. METRIC (LITRE) QUANT. METRIQUE (LITRE)	3,780,360	4,770,744	8,108,092	8,383,613	30		
	QTY. IMPERIAL (GAL) QUANT. IMPERIALE (GALL)	831,563	1,049,417	1,783,531	1,844,137	30		
	VALUE (\$000) VALEUR (\$000)	14,848	18,935	34,268	38,436	37	UNITED STATES ETATS-UNIS	96
42829-69	PAINTS, SYNTHETIC RESIN BASE, NES PEINTURES, BASE DE RESINE SYNTHETIQUE, NDA							
	QTY. METRIC (LITRE) QUANT. METRIQUE (LITRE)	641,353	560,274	940,731	1,377,770	29		
	QTY. IMPERIAL (GAL) QUANT. IMPERIALE (GALL)	141,078	123,243	206,932	303,067	29		

SEE EXPLANATORY NOTES / VOIR NOTES EXPLICATIVES



## IMPORT DATA TRENDS - TENDANCES DES DONNEES SUR L'IMPORTATION

## SECTION 2 - FABRICATED MATERIALS. INEDIBLE

## SECTION 2 - MATIERES TRAVAILLEES. NON COMESTIBLES

CODE	COMMODITY MARCHANDISE	1982	1983	1984	AVE. ANNUAL GROWTH RATE (%) 1982-1985 TAUX DE CROISSANCE ANNUEL MOYEN		MAJOR COUNTRY OF EXPORT - SHARE OF IMPORT MARKET (%) 1985 PAYS EXPORTATEUR PRINCIPAL - PART DU MARCHE DES IMPORTATIONS	
					1985	1985		
42829-69	PAINTS, SYNTHETIC RESIN BASE, NES PEINTURES, BASE DE RESINE SYNTHETIQUE, NDA			(CONT-D) (SUITE)				
	VALUE (\$000) VALEUR (\$000)	2,146	2,307	3,600	5,646	38	UNITED STATES ETATS-UNIS	99
42829-79	PRIMERS NES /EXCEPT AEROSOL OR IN TUBE/ APPRETS NDA (SAUF AEROSOL ET TUBE)							
	QTY. METRIC (LITRE) QUANT. METRIQUE (LITRE)	766,889	926,439	1,411,979	2,052,832	38		
	QTY. IMPERIAL (GAL) QUANT. IMPERIALE (GALL)	168,692	203,788	310,592	451,560	38		
	VALUE (\$000) VALEUR (\$000)	1,916	2,324	3,837	6,604	50	UNITED STATES ETATS-UNIS	96
42833	CERAMIC PAINTS EXC AEROSOL OR TUBE PEINT CERAMIQUE SAUF AEROSOL & TUBE							
	VALUE (\$000) VALEUR (\$000)	4,071	4,634	5,056	5,052	7	UNITED STATES ETATS-UNIS	83
42837	SPEC PURP PAINT NES EX AEROSOL TUBE PEINT SPEC NDA SAUF AEROSOL ET TUBE							
	QTY. METRIC (LITRE) QUANT. METRIQUE (LITRE)	1,292,053	1,412,538	2,000,780	2,064,784	17		
	QTY. IMPERIAL (GAL) QUANT. IMPERIALE (GALL)	284,212	310,715	440,110	454,189	17		
	VALUE (\$000) VALEUR (\$000)	4,279	6,796	9,997	9,195	29	UNITED STATES ETATS-UNIS	98
42840	VARNISHES PREP SHELLACS EXC AEROSOL VERNI GOMME LAQUE PREP SAUF AEROSOL							
	QTY. METRIC (LITRE) QUANT. METRIQUE (LITRE)	1,115,729	1,821,791	2,021,719	2,579,315	32		
	QTY. IMPERIAL (GAL) QUANT. IMPERIALE (GALL)	245,426	400,738	444,716	567,370	32		
	VALUE (\$000) VALEUR (\$000)	2,784	4,784	5,453	5,825	28	UNITED STATES ETATS-UNIS	75
42840-20	VARNISH PREPARATIONS /EXC AEROSOL/ PREPARATIONS DE VERNIS (SAUF AEROSOL)							
	QTY. METRIC (LITRE) QUANT. METRIQUE (LITRE)	1,101,772	1,763,997	1,995,806	2,561,808	32		
	QTY. IMPERIAL (GAL) QUANT. IMPERIALE (GALL)	242,356	388,025	439,016	563,519	32		
	VALUE (\$000) VALEUR (\$000)	2,753	4,720	5,324	5,760	28	UNITED STATES ETATS-UNIS	75
42859	LACQUERS, EXCEPT AEROSOL LAQUES SAUF AEROSOL							
	QTY. METRIC (LITRE) QUANT. METRIQUE (LITRE)	1,947,886	2,208,931	2,578,483	3,199,152	18		
	QTY. IMPERIAL (GAL) QUANT. IMPERIALE (GALL)	428,475	485,897	567,187	703,715	18		
	VALUE (\$000) VALEUR (\$000)	6,846	10,912	12,006	17,117	35	UNITED STATES ETATS-UNIS	97
42890	PAINTS & RELATED PRDD AEROSOL TUBES PEINT & PROD CONNEX EN AEROSOL TUBE							
	VALUE (\$000) VALEUR (\$000)	5,120	7,415	8,206	10,451	27	UNITED STATES ETATS-UNIS	97

SEE EXPLANATORY NOTES / VOIR NOTES EXPLICATIVES

## IMPORT DATA TRENDS - TENDANCES DES DONNEES SUR L'IMPORTATION

## SECTION 2 - FABRICATED MATERIALS, INEDIBLE

## SECTION 2 - MATIERES TRAVAILLEES, NON COMESTIBLES

CODE	COMMODITY MARCHANDISE	1982	1983	1984	AVE. ANNUAL GROWTH RATE (%) 1982-1985 TAUX DE CROISSANCE ANNUEL MOYEN		MAJOR COUNTRY OF EXPORT - SHARE OF IMPORT MARKET (%) 1985 PAYS EXPORTATEUR PRINCIPAL - PART DU MARCHE DES IMPORTATIONS		
					1985	ANNUEL MOYEN			
42899	STAINS, THINNERS & RELATED PROD NES TEINTURES, SOLVANTS ET CONNEKES NDA								
	VALUE (\$000) VALEUR (\$000)	22.106	26.512	30.945	31.595	13	UNITED STATES ETATS-UNIS	81	
42899-20	STAMPING FOILS FEUILLES POUR MATRICAGE								
	VALUE (\$000) VALEUR (\$000)	3.629	4.111	4.846	4.968	11	UNITED STATES ETATS-UNIS	83	
42899-40	PUTTY MASTIC								
	VALUE (\$000) VALEUR (\$000)	1.526	2.253	2.221	3.269	29	UNITED STATES ETATS-UNIS	96	
42899-75	PAPER, TRANSFER TEXTILE PRINTING PAPIER DECALQUE SUR TISSUS								
	VALUE (\$000) VALEUR (\$000)	6.046	6.275	5.416	6.557	3	UNITED STATES ETATS-UNIS	56	
42907	ADDITIVE & ADD COMP FOR MINERAL OIL ADDITIF & COMP. ADD. POUR HUILE MIN								
	QTY. METRIC (KG) QUANT. METRIQUE (KG)	36,167.378	42,274.237	49,624.219	43,905,044	6			
	QTY. IMPERIAL (LB) QUANT. IMPERIALE (LIV)	79,735.837	93,199,227	109,403,247	96,794,558	6			
	VALUE (\$000) VALEUR (\$000)	72,693	80,082	89,812	85,346	5	UNITED STATES ETATS-UNIS	97	
42907-70	ADDITIVES FOR FUEL OIL, FORMULATED ADDITIFS POUR MAZOUT, FORMULES								
	QTY. METRIC (KG) QUANT. METRIQUE (KG)	1,747,295	2,102,661	2,624,363	2,547,450	13			
	QTY. IMPERIAL (LB) QUANT. IMPERIALE (LIV)	3,852,146	4,635,598	5,785,761	5,616,186	13			
	VALUE (\$000) VALEUR (\$000)	4,615	5,230	5,992	5,940	9	UNITED STATES ETATS-UNIS	93	
42907-75	ADDITIVES FOR MOTOR OIL, FORMULATED ADDITIFS POUR HUILE A MOTEUR, FORMULES								
	QTY. METRIC (KG) QUANT. METRIQUE (KG)	8,184.399	10,927,503	11,181,219	7,283,381	-4			
	QTY. IMPERIAL (LB) QUANT. IMPERIALE (LIV)	18,043,605	24,091,147	24,650,498	16,057,190	-4			
	VALUE (\$000) VALEUR (\$000)	16,003	17,861	18,891	14,391	-3	UNITED STATES ETATS-UNIS	99	
42907-80	ADDITIVES FOR LUBRICATING OIL, FORMULATED ADDITIFS POUR HUILE DE GRAISSAGE, FORMULES								
	QTY. METRIC (KG) QUANT. METRIQUE (KG)	24,753,177	27,459,211	33,858,743	31,979,202	9			
	QTY. IMPERIAL (LB) QUANT. IMPERIALE (LIV)	54,571,699	60,537,513	74,646,141	70,502,440	9			
	VALUE (\$000) VALEUR (\$000)	48,354	52,955	61,060	61,204	8	UNITED STATES ETATS-UNIS	98	
42911	AUTOMOTIVE CHEMICALS N E S PRODUITS CHIMIQUES POUR AUTOS N D A								
	QTY. METRIC (KG) QUANT. METRIQUE (KG)	9,497,658	11,190,077	6,185,861	5,981,965	-14			
	QTY. IMPERIAL (LB) QUANT. IMPERIALE (LIV)	20,938,862	24,670,026	13,637,560	13,188,044	-14			
	VALUE (\$000) VALEUR (\$000)	19,001	20,298	22,695	20,968	3	UNITED STATES ETATS-UNIS	97	

SEE EXPLANATORY NOTES / VOIR NOTES EXPLICATIVES

## IMPORT DATA TRENDS - TENDANCES DES DONNEES SUR L'IMPORTATION

## SECTION 2 - FABRICATED MATERIALS, INEDIBLE

## SECTION 2 - MATIERES TRAVAILLEES, NON COMESTIBLES

CODE	COMMODITY MARCHANDISE		1982	1983	1984	AVE. ANNUAL GROWTH RATE (%) 1982-1985 TAUX DE CROISSANCE 1985 ANNUEL MOYEN	MAJOR COUNTRY OF EXPORT - SHARE OF IMPORT MARKET (%) 1985 PAYS EXPORTATEUR PRINCIPAL - PART DU MARCHE DES IMPORTATIONS	
42911-35	ANTIKNOCK COMPOUNDS, AUTOMOTIVE, FORMULATED COMPOSES ANTIDETONANTS POUR AUTOMOBILE, FORMULES							
	QTY. METRIC QUANT. METRIQUE	(KG) (KG)	2,219,176	1,888,568	1,502,330	1,115,586	-20	
	QTY. IMPERIAL QUANT. IMPERIALE	(LB) (LIV)	4,892,472	4,163,602	3,312,088	2,459,459	-20	
	VALUE VALEUR	(\$000) (\$000)	11,782	11,911	13,674	10,958	-2	UNITED STATES ETATS-UNIS 100
42914	CARBON, ACTIVATED CARBONE ACTIVE							
	QTY. METRIC QUANT. METRIQUE	(KG) (KG)	5,193,501	5,432,402	5,988,488	7,056,828	11	
	QTY. IMPERIAL QUANT. IMPERIALE	(LB) (LIV)	11,427,724	11,976,458	13,202,424	15,557,724	11	
	VALUE VALEUR	(\$000) (\$000)	8,400	8,376	8,793	11,557	11	UNITED STATES ETATS-UNIS 83
42915	CLAYS AND EARTHS, ACTIVATED ARGILES ET TERRES ACTIVEES							
	QTY. METRIC QUANT. METRIQUE	(KG) (KG)	13,369,448	12,203,436	12,578,617	12,937,982	-1	
	QTY. IMPERIAL QUANT. IMPERIALE	(LB) (LIV)	29,474,742	26,904,111	27,731,249	28,523,516	-1	
	VALUE VALEUR	(\$000) (\$000)	9,714	10,304	10,110	13,279	11	UNITED STATES ETATS-UNIS 86
42915-20	ALUMINA, ACTIVATED ALUMINE ACTIVEE							
	QTY. METRIC QUANT. METRIQUE	(KG) (KG)	5,856,676	6,267,683	7,738,706	6,984,012	6	
	QTY. IMPERIAL QUANT. IMPERIALE	(LB) (LIV)	12,911,827	13,817,947	17,061,016	15,397,192	6	
	VALUE VALEUR	(\$000) (\$000)	6,116	6,842	7,693	7,764	8	UNITED STATES ETATS-UNIS 77
42915-30	CLAY, ACTIVATED ARGILE ACTIVEE							
	QTY. METRIC QUANT. METRIQUE	(KG) (KG)	2,722,360	3,137,642	1,680,942	3,562,820	9	
	QTY. IMPERIAL QUANT. IMPERIALE	(LB) (LIV)	6,001,807	6,917,352	3,705,862	7,854,715	9	
	VALUE VALEUR	(\$000) (\$000)	1,995	2,640	1,476	4,626	32	UNITED STATES ETATS-UNIS 98
42917	COLLECTING REAGENTS FOR ORES METALS REACTIFS COLLECTEURS POUR MINERAIS							
	QTY. METRIC QUANT. METRIQUE	(KG) (KG)	1,471,264	1,956,086	2,359,508	1,904,577	9	
	QTY. IMPERIAL QUANT. IMPERIALE	(LB) (LIV)	3,243,599	4,312,453	5,201,851	4,198,895	9	
	VALUE VALEUR	(\$000) (\$000)	3,590	3,971	5,293	4,217	5	UNITED STATES ETATS-UNIS 92
42922	COMPOUND CATALYSTS CATALYSEURS COMPOSES							
	QTY. METRIC QUANT. METRIQUE	(KG) (KG)	12,491,208	10,418,367	11,711,425	11,398,411	-3	

SEE EXPLANATORY NOTES / VOIR NOTES EXPLICATIVES

## IMPORT DATA TRENDS - TENDANCES DES DONNEES SUR L'IMPORTATION

## SECTION 2 - FABRICATED MATERIALS, INEDIBLE

## SECTION 2 - MATIERES TRAVAILLEES, NON COMESTIBLES

CODE	COMMODITY MARCHANDISE	1982	1983	1984	AVE. ANNUAL GROWTH RATE (%) 1982-1985 TAUX DE CROISSANCE 1985 ANNUEL MOYEN		MAJOR COUNTRY OF EXPORT - SHARE OF IMPORT MARKET (%) 1985 PAYS EXPORTATEUR PRINCIPAL - PART DU MARCHE DES IMPORTATIONS	
					1985	ANNUEL MOYEN		
42922	COMPOUND CATALYSTS CATALYSEURS COMPOSES			(CONT-D) (SUITE)				
	QTY. IMPERIAL (LB) QUANT. IMPERIALE (LIV)	27,538,543	22,968,687	25,819,408	25,129,326	-3		
	VALUE (\$000) VALEUR (\$000)	60,948	57,593	79,979	77,647	8	UNITED STATES ETATS-UNIS	91
42922-30	CATALYSTS, NICKEL, COMPOUNDED CATALYSEURS COMPOSES DE NICKEL							
	QTY. METRIC (KG) QUANT. METRIQUE (KG)	1,078,044	626,201	666,640	1,286,893	6		
	QTY. IMPERIAL (LB) QUANT. IMPERIALE (LIV)	2,376,693	1,380,544	1,469,698	2,837,129	6		
	VALUE (\$000) VALEUR (\$000)	9,793	5,501	6,724	10,863	4	UNITED STATES ETATS-UNIS	85
42922-40	CATALYSTS, PLATINUM, COMPOUNDED CATALYSEURS COMPOSES DE PLATINE							
	QTY. METRIC (KG) QUANT. METRIQUE (KG)	45,517	67,594	116,061	141,943	46		
	QTY. IMPERIAL (LB) QUANT. IMPERIALE (LIV)	100,348	149,020	255,871	312,933	46		
	VALUE (\$000) VALEUR (\$000)	1,543	2,032	3,005	3,733	34	UNITED STATES ETATS-UNIS	92
42922-79	CATALYSTS, PETROLEUM REFINING, NES CATALYSEURS POUR LE RAFFINAGE DU PETROLE NDA							
	QTY. METRIC (KG) QUANT. METRIQUE (KG)	2,634,562	2,460,098	3,178,234	2,158,126	-6		
	QTY. IMPERIAL (LB) QUANT. IMPERIALE (LIV)	5,808,246	5,423,615	7,006,843	4,757,879	-6		
	VALUE (\$000) VALEUR (\$000)	17,332	13,690	22,512	13,368	-8	UNITED STATES ETATS-UNIS	97
42932	DEXTRIN AND DEXTRIN PREPARATIONS DEXTRINE & PREP. A BASE DE DEXTRINE							
	QTY. METRIC (KG) QUANT. METRIQUE (KG)	3,156,867	1,862,868	1,995,355	1,644,898	-19		
	QTY. IMPERIAL (LB) QUANT. IMPERIALE (LIV)	6,959,736	4,106,942	4,399,027	3,626,399	-19		
	VALUE (\$000) VALEUR (\$000)	2,543	1,661	1,843	1,552	-15	UNITED STATES ETATS-UNIS	78
42942	CHARGE PREP. FOR FIRE EXTINGUISHERS PREP. REMPLISSAGE POUR EXTINCTEURS							
	QTY. METRIC (KG) QUANT. METRIQUE (KG)	669,036	724,870	871,557	853,973	8		
	QTY. IMPERIAL (LB) QUANT. IMPERIALE (LIV)	1,474,980	1,598,073	1,921,465	1,882,699	8		
	VALUE (\$000) VALEUR (\$000)	2,018	1,535	1,762	2,063	1	UNITED STATES ETATS-UNIS	98
42946	GELATIN, INEDIBLE GELATINE NON COMESTIBLE							
	QTY. METRIC (KG) QUANT. METRIQUE (KG)	299,106	336,592	387,843	354,247	6		
	QTY. IMPERIAL (LB) QUANT. IMPERIALE (LIV)	659,420	742,062	855,052	780,984	6		
	VALUE (\$000) VALEUR (\$000)	3,630	4,156	5,198	5,060	11	UNITED STATES ETATS-UNIS	100

SEE EXPLANATORY NOTES / VOIR NOTES EXPLICATIVES

## IMPORT DATA TRENDS - TENDANCES DES DONNEES SUR L'IMPDRTATIDN

## SECTION 2 - FABRICATED MATERIALS, INEDIBLE

## SECTION 2 - MATIERES TRAVAILLEES, NON COMESTIBLES

CODE	COMMODITY MARCHANDISE		1982	1983	1984	1985	AVE. ANNUAL GROWTH RATE (%) 1982-1985	MAJOR COUNTRY OF EXPORT - SHARE OF IMPORT MARKET (%) 1985	
							TAUX DE CROISSANCE ANNUEL MOYEN	PAYS EXPORTATEUR PRINCIPAL - PART DU MARCHE DES IMPORTATIONS	
42948	GLYCERIN, CRUDE GLYCERINE BRUTE								
	QTY. METRIC (KG)	(KG)	2,395,666	2,016,727	1,797,535	1,540,250	-14		
	QUANT. METRIQUE (KG)	(KG)							
	QTY. IMPERIAL (LB)	(LB)	5,281,568	4,446,145	3,962,908	3,395,688	-14		
	QUANT. IMPERIALE (LIV)	(LIV)							
	VALUE (\$000)	(\$000)	2,885	2,134	2,474	2,376	-6	UNITED STATES	89
	VALEUR (\$000)	(\$000)						ETATS-UNIS	
42949	GLYCERIN, REFINED GLYCERINE RAFFINEE								
	QTY. METRIC (KG)	(KG)	522,922	1,161,371	811,469	1,118,985	29		
	QUANT. METRIQUE (KG)	(KG)							
	QTY. IMPERIAL (LB)	(LB)	1,152,851	2,560,398	1,788,992	2,466,952	29		
	QUANT. IMPERIALE (LIV)	(LIV)							
	VALUE (\$000)	(\$000)	1,097	2,187	1,733	2,362	29	UNITED STATES	100
	VALEUR (\$000)	(\$000)						ETATS-UNIS	
42952	METALWORKING COMPOUNDS PREPARED COMPOSES PREPARES, TRAVAIL METAUX								
	QTY. METRIC (KG)	(KG)	14,283,866	14,894,108	17,107,955	20,246,869	12		
	QUANT. METRIQUE (KG)	(KG)							
	QTY. IMPERIAL (LB)	(LB)	31,490,698	32,836,058	37,716,782	44,636,939	12		
	QUANT. IMPERIALE (LIV)	(LIV)							
	VALUE (\$000)	(\$000)	20,140	23,501	30,056	34,725	20	UNITED STATES	89
	VALEUR (\$000)	(\$000)						ETATS-UNIS	
42952-20	FLUXES, WELDING AND SOLDERING FONDANTS DE SOUDURE								
	QTY. METRIC (KG)	(KG)	4,155,902	3,929,131	4,692,652	4,639,340	4		
	QUANT. METRIQUE (KG)	(KG)							
	QTY. IMPERIAL (LB)	(LB)	9,162,243	8,662,296	10,345,581	10,228,047	4		
	QUANT. IMPERIALE (LIV)	(LIV)							
	VALUE (\$000)	(\$000)	6,240	5,315	7,036	6,534	2	UNITED STATES	82
	VALEUR (\$000)	(\$000)						ETATS-UNIS	
42952-22	SOLDERING COMPOUNDS, EXCEPT FLUXES COMPOSES A SOUDER, SAUF FONDANTS								
	QTY. METRIC (KG)	(KG)	64,160	432,660	484,165	331,896	72		
	QUANT. METRIQUE (KG)	(KG)							
	QTY. IMPERIAL (LB)	(LB)	141,449	953,857	1,067,406	731,710	72		
	QUANT. IMPERIALE (LIV)	(LIV)							
	VALUE (\$000)	(\$000)	657	1,751	2,885	3,725	77	UNITED STATES	97
	VALEUR (\$000)	(\$000)						ETATS-UNIS	
42952-30	METAL CLEANING COMPOUNDS, INDUSTRIAL COMPOSES POUR LE NETTOYAGE DES METAUX, INDUSTRIELS								
	QTY. METRIC (KG)	(KG)	1,073,266	2,080,535	3,355,727	3,835,147	52		
	QUANT. METRIQUE (KG)	(KG)							
	QTY. IMPERIAL (LB)	(LB)	2,366,159	4,586,819	7,398,150	8,455,097	52		
	QUANT. IMPERIALE (LIV)	(LIV)							
	VALUE (\$000)	(\$000)	2,747	4,546	6,133	5,816	28	UNITED STATES	96
	VALEUR (\$000)	(\$000)						ETATS-UNIS	
42952-40	ELECTROPLATING SOLUTIONS AND ADDITIVES SOLUTIONS DE GALVANOPLASTIE ET ADDITIFS								
	QTY. METRIC (KG)	(KG)	1,702,726	1,881,263	1,648,263	2,050,514	6		
	QUANT. METRIQUE (KG)	(KG)							
	QTY. IMPERIAL (LB)	(LB)	3,753,888	4,147,496	3,633,817	4,520,633	6		
	QUANT. IMPERIALE (LIV)	(LIV)							

## IMPORT DATA TRENDS - TENDANCES DES DONNEES SUR L'IMPORTATION

## SECTION 2 - FABRICATED MATERIALS, INEDIBLE

## SECTION 2 - MATIERES TRAVAILLEES, NON COMESTIBLES

CODE	COMMODITY MARCHANDISE	1982	1983	1984	AVE. ANNUAL GROWTH RATE (%) 1982-1985		MAJOR COUNTRY OF EXPORT - SHARE OF IMPORT MARKET (%) 1985	
					1985	ANNUEL MOYEN	PAYS EXPORTATEUR PRINCIPAL - PART DU MARCHE DES IMPORTATIONS	
42952-40	ELECTROPLATING SOLUTIONS AND ADDITIVES SOLUTIONS DE GALVANOPLASTIE ET ADDITIFS			(CONT-D) (SUITE)				
	VALUE (\$000) VALEUR (\$000)	3,469	4,086	4,233	6.071	20	UNITED STATES ETATS-UNIS	96
42952-52	MOLD RELEASE LUBRICANTS, FOUNDRY COMPOUNDS LUBRIFIANTS DE DEMULAGE, COMP. DE FONDERIE							
	QTY. METRIC (KG) QUANT. METRIQUE (KG)	454,771	653,687	682,677	2,250,419	70		
	QTY. IMPERIAL (LB) QUANT. IMPERIALE (LIV)	1,002,603	1,441,140	1,505,052	4,961,350	70		
	VALUE (\$000) VALEUR (\$000)	755	1,311	1,417	4,190	76	UNITED STATES ETATS-UNIS	96
42962	IDN EXCHANGERS, EXCEPT SYN. RESINS ECHANGEURS D'IDNS SAUF RESINE SYNTH							
	QTY. METRIC (KG) QUANT. METRIQUE (KG)	843,096	1,033,443	1,150,336	1,175,104	11		
	QTY. IMPERIAL (LB) QUANT. IMPERIALE (LIV)	1,858,718	2,278,364	2,536,070	2,590,674	11		
	VALUE (\$000) VALEUR (\$000)	3,662	4,042	11,754	5,555	15	UNITED STATES ETATS-UNIS	98
42962-70	MOLECULAR SIEVES TAMIS MOLECULAIRES							
	QTY. METRIC (KG) QUANT. METRIQUE (KG)	808,476	862,963	1,087,928	1,154,202	13		
	QTY. IMPERIAL (LB) QUANT. IMPERIALE (LIV)	1,782,394	1,902,517	2,398,484	2,544,593	13		
	VALUE (\$000) VALEUR (\$000)	3,575	3,707	11,585	5,496	15	UNITED STATES ETATS-UNIS	98
42963	INDUSTRIAL PESTICIDES PESTICIDES, INDUSTRIEL							
	QTY. METRIC (KG) QUANT. METRIQUE (KG)	6,837,158	9,044,934	10,718,552	11,521,364	19		
	QTY. IMPERIAL (LB) QUANT. IMPERIALE (LIV)	15,073,431	19,940,770	23,630,486	25,400,393	19		
	VALUE (\$000) VALEUR (\$000)	17,039	21,953	27,026	28,701	19	UNITED STATES ETATS-UNIS	93
42963-20	WOOD PRESERVATIVES, FORMULATED PRESERVATIFS A BOIS, FORMULES							
	QTY. METRIC (KG) QUANT. METRIQUE (KG)	3,519,519	5,040,353	6,485,079	6,506,686	23		
	QTY. IMPERIAL (LB) QUANT. IMPERIALE (LIV)	7,759,251	11,112,134	14,297,227	14,344,862	23		
	VALUE (\$000) VALEUR (\$000)	7,318	9,373	12,209	13,970	24	UNITED STATES ETATS-UNIS	100
42963-29	FUNGICIDE, INDUSTRIAL, FORMULATED NES FONGICIDES INDUSTRIELS NDA, FORMULES							
	QTY. METRIC (KG) QUANT. METRIQUE (KG)	495,709	910,381	1,063,072	1,155,755	32		
	QTY. IMPERIAL (LB) QUANT. IMPERIALE (LIV)	1,092,857	2,007,057	2,343,685	2,548,018	32		
	VALUE (\$000) VALEUR (\$000)	1,932	3,874	5,157	5,358	40	UNITED STATES ETATS-UNIS	89
42963-49	GERMICIDES, INDUSTRIAL, FORMULATED, NES GERMICIDES INDUSTRIELS NDA, FORMULES							
	QTY. METRIC (KG) QUANT. METRIQUE (KG)	2,100,057	2,466,885	2,338,153	3,063,993	13		

SEE EXPLANATORY NOTES / VOIR NOTES EXPLICATIVES

## IMPORT DATA TRENDS - TENDANCES DES DONNEES SUR L'IMPORTATION

## SECTION 2 - FABRICATED MATERIALS, INEDIBLE

## SECTION 2 - MATIERES TRAVAILLEES, NON COMESTIBLES

CODE	COMMODITY MARCHANDISE		1982	1983	1984	1985	AVE. ANNUAL GROWTH RATE (%) 1982-1985 TAUX DE CROISSANCE ANNUEL MOYEN		MAJOR COUNTRY OF EXPORT - SHARE OF IMPDRT MARKET (%) 1985 PAYS EXPORTATEUR PRINCIPAL - PART DU MARCHE DES IMPORTATIONS	
42963-49	GERMICIDES, INDUSTRIAL, FORMULATED, NES GERMICIDES INDUSTRIELS NDA, FORMULES				(CONT-O) (SUITE)					
	QTY. IMPERIAL (LB) QUANT. IMPERIALE (LIV)		4,629,858	5,438,578	5,154,772	6,754,984	13			
	VALUE (\$000) VALEUR (\$000)		5,202	6,367	6,598	6,525	8	UNITED STATES ETATS-UNIS	89	
42964	OIL TREATING COMPOUNDS COMPOSES POUR TRAITEMENT DE L'HUILE									
	QTY. METRIC (KG) QUANT. METRIQUE (KG)		5,499,317	5,639,283	5,675,636	6,169,373	4			
	QTY. IMPERIAL (LB) QUANT. IMPERIALE (LIV)		12,123,982	12,432,556	12,512,700	13,601,210	4			
	VALUE (\$000) VALEUR (\$000)		11,344	12,024	12,641	13,002	5	UNITED STATES ETATS-UNIS	100	
42966	PRINTING INK ENCRE D'IMPRIMERIE									
	QTY. METRIC (KG) QUANT. METRIQUE (KG)		4,045,844	4,737,860	5,116,519	4,517,208	4			
	QTY. IMPERIAL (LB) QUANT. IMPERIALE (LIV)		8,919,606	10,445,248	11,280,053	9,958,790	4			
	VALUE (\$000) VALEUR (\$000)		14,767	17,827	21,642	19,765	10	UNITED STATES ETATS-UNIS	94	
42966-30	PRINTING INK, INDUSTRIAL EXCEPT FOR TEXTILE ENCRE D'IMPRIMERIE IND., A/Q POUR TEXTILES									
	QTY. METRIC (KG) QUANT. METRIQUE (KG)		3,407,625	3,825,813	4,339,227	3,819,191	4			
	QTY. IMPERIAL (LB) QUANT. IMPERIALE (LIV)		7,512,566	8,434,517	9,566,408	8,419,919	4			
	VALUE (\$000) VALEUR (\$000)		12,811	15,031	18,919	17,222	10	UNITED STATES ETATS-UNIS	94	
42968	ROTOGRAVURE INK ENCRE DE ROTOGRAVURE									
	QTY. METRIC (KG) QUANT. METRIQUE (KG)		93,179	44,099	47,701	75,198	-7			
	QTY. IMPERIAL (LB) QUANT. IMPERIALE (LIV)		205,425	97,223	105,164	165,785	-7			
	VALUE (\$000) VALEUR (\$000)		142	89	87	164	5	UNITED STATES ETATS-UNIS	95	
42970	ANIMAL CHARCOAL NOIR ANIMAL									
	QTY. METRIC (KG) QUANT. METRIQUE (KG)		711,194	534,748	1,149,901	1,305,151	22			
	QTY. IMPERIAL (LB) QUANT. IMPERIALE (LIV)		1,567,923	1,178,919	2,535,112	2,877,381	22			
	VALUE (\$000) VALEUR (\$000)		802	562	1,250	1,560	25	UNITED KINGDOM ROYAUME-UNI	91	
42972	RUBBER PLAST COMPOUNDING AGENTS NES SUBST. INCORPOREE CAOUTCH PLAST NDA									
	QTY. METRIC (KG) QUANT. METRIQUE (KG)		11,496,265	15,994,433	17,557,193	20,045,487	20			

## IMPORT DATA TRENOS - TENDANCES DES DONNEES SUR L'IMPORTATION

## SECTION 2 - FABRICATED MATERIALS, INEDIBLE

## SECTION 2 - MATIERES TRAVAILLEES, NON COMESTIBLES

CODE	COMMODITY MARCHANDISE	1982	1983	1984	AVE. ANNUAL GROWTH RATE (%) 1982-1985 TAUX DE CROISSANCE 1985 ANNUEL MOYEN	MAJOR COUNTRY OF EXPORT - SHARE OF IMPORT MARKET (%) 1985 PAYS EXPORTATEUR PRINCIPAL - PART DU MARCHÉ DES IMPORTATIONS		
42972	RUBBER PLAST COMPOUNDING AGENTS NES SUBST. INCORPOREE CAOUTCH PLAST NDA			(CONT-D) (SUITE)				
	QTY. IMPERIAL (LB) QUANT. IMPERIALE (LIV)	25,345,059	35,261,873	38,707,187	44,192,964	20		
	VALUE (\$000) VALEUR (\$000)	30,133	39,466	47,923	57,602	24	UNITED STATES ETATS-UNIS	88
42972-40	STABILIZERS, PLASTIC COMPOUNDING, FORMULATED STABILISANTS FORMULES, COMPOSES DES PLASTIQUES							
	QTY. METRIC (KG) QUANT. METRIQUE (KG)	947,659	1,421,659	1,526,103	1,760,537	23		
	QTY. IMPERIAL (LB) QUANT. IMPERIALE (LIV)	2,089,241	3,134,239	3,364,499	3,881,339	23		
	VALUE (\$000) VALEUR (\$000)	6,116	8,543	9,912	11,109	22	UNITED STATES ETATS-UNIS	85
42972-55	PLASTICIZERS, PLASTIC COMPOUNDING, FORMULATED PLASTIFIANTS FORMULES, COMPOSES DES PLASTIQUES							
	QTY. METRIC (KG) QUANT. METRIQUE (KG)	5,182,315	7,631,949	6,745,462	7,256,395	12		
	QTY. IMPERIAL (LB) QUANT. IMPERIALE (LIV)	11,425,109	16,825,656	14,871,276	15,997,696	12		
	VALUE (\$000) VALEUR (\$000)	7,927	10,398	10,143	10,742	10	UNITED STATES ETATS-UNIS	87
42972-59	PLASTICS COMPOUNDING AGENTS, FORMULATED, NES AGENTS DE COMPOSITION DES MAT PLAST NDA, FORMULES							
	QTY. METRIC (KG) QUANT. METRIQUE (KG)	727,027	1,428,721	1,579,165	2,825,975	57		
	QTY. IMPERIAL (LB) QUANT. IMPERIALE (LIV)	1,602,829	3,149,808	3,481,482	6,230,242	57		
	VALUE (\$000) VALEUR (\$000)	3,071	6,005	7,639	12,999	61	UNITED STATES ETATS-UNIS	98
42972-73	ANTIOXIDANTS, RUBBER COMPOUNDING, FORMULATED ANTIOXYDANTS FORMULES, COMPOSES DU CAOUTCHOUC							
	QTY. METRIC (KG) QUANT. METRIQUE (KG)	736,244	809,230	1,152,092	1,432,309	25		
	QTY. IMPERIAL (LB) QUANT. IMPERIALE (LIV)	1,623,148	1,784,057	2,539,942	3,157,718	25		
	VALUE (\$000) VALEUR (\$000)	3,063	3,164	4,188	5,004	17	UNITED STATES ETATS-UNIS	73
42972-79	RUBBER COMPOUNDING AGENTS, FORMULATED, NES AGENTS COMPO. DU CAOUTCHOUC, NDA, FORMULES							
	QTY. METRIC (KG) QUANT. METRIQUE (KG)	2,350,841	3,326,741	4,570,987	4,444,992	23		
	QTY. IMPERIAL (LB) QUANT. IMPERIALE (LIV)	5,182,744	7,334,247	10,084,991	9,799,582	23		
	VALUE (\$000) VALEUR (\$000)	4,755	6,746	9,284	9,470	25	UNITED STATES ETATS-UNIS	86
42974	STARCH, INDUSTRIAL AMIDONS, INDUSTRIEL							
	QTY. METRIC (KG) QUANT. METRIQUE (KG)	6,627,207	7,227,270	9,136,797	13,916,188	28		
	QTY. IMPERIAL (LB) QUANT. IMPERIALE (LIV)	14,610,566	15,933,486	20,143,295	30,680,104	28		
	VALUE (\$000) VALEUR (\$000)	3,997	4,573	6,422	8,185	27	UNITED STATES ETATS-UNIS	82



## IMPORT DATA TRENDS - TENDANCES DES DONNEES SUR L'IMPDRTATION

## SECTION 2 - FABRICATED MATERIALS, INEDIBLE

## SECTION 2 - MATIERES TRAVAILLEES, NON COMESTIBLES

CODE	COMMODITY MARCHANDISE		1982	1983	1984	1985	AVE. ANNUAL	MAJOR COUNTRY OF EXPORT
							ANNUAL MOYEN	SHARE OF IMPORT MARKET
							(%) 1982-1985	(%) 1985
							Taux de	Pays exportateur
							croissance	principal - part du
							1985	Marché des importations
42974-30	STARCH, CORN, INDUSTRIAL /NON-FOOD/ FECULE DE MAIS IND (NON COMESTIBLE)							
	QTY. METRIC (KG)	(KG)	2,226,058	2,453,674	4,787,008	10,465,194	67	
	QUANT. METRIQUE (KG)	(KG)						
	QTY. IMPERIAL (LB)	(LB)	4,907,643	5,409,453	10,553,602	23,071,924	67	
	QUANT. IMPERIALE (LIV)	(LIV)						
	VALUE (\$000)	(\$000)	1,877	2,216	3,841	5,894	46	UNITED STATES
	VALEUR (\$000)	(\$000)						ETATS-UNIS 100
42973	SURFACE ACTIVE AGENTS, COMPOUNDED AGENTS TENSIO-ACTIFS, COMPOSES							
	QTY. METRIC (KG)	(KG)	23,341,542	27,180,233	33,300,858	32,563,144	12	
	QUANT. METRIQUE (KG)	(KG)						
	QTY. IMPERIAL (LB)	(LB)	51,459,561	59,922,470	73,416,209	71,789,819	12	
	QUANT. IMPERIALE (LIV)	(LIV)						
	VALUE (\$000)	(\$000)	44,226	51,386	63,961	62,935	12	UNITED STATES
	VALEUR (\$000)	(\$000)						ETATS-UNIS 92
42979-25	SURFACTANTS, SULPHONATE BASE, INDUSTRIAL SURFACTIFS, BASE DE SULFONATE, IND.							
	QTY. METRIC (KG)	(KG)	3,835,557	5,350,531	6,870,831	6,730,004	20	
	QUANT. METRIQUE (KG)	(KG)						
	QTY. IMPERIAL (LB)	(LB)	8,456,000	11,795,963	15,147,669	14,837,196	20	
	QUANT. IMPERIALE (LIV)	(LIV)						
	VALUE (\$000)	(\$000)	5,892	7,430	10,181	10,160	20	UNITED STATES
	VALEUR (\$000)	(\$000)						ETATS-UNIS 95
42979-30	SURFACTANTS, ETHOXYLATED ALCOHOLS, INDUSTRIAL SURFACTIFS D'ALCOOLS ETHOXYLATES, IND.							
	QTY. METRIC (KG)	(KG)	2,145,643	2,559,316	3,219,668	3,525,519	18	
	QUANT. METRIQUE (KG)	(KG)						
	QTY. IMPERIAL (LB)	(LB)	4,730,357	5,642,355	7,098,191	7,772,480	18	
	QUANT. IMPERIALE (LIV)	(LIV)						
	VALUE (\$000)	(\$000)	4,216	4,954	6,304	6,479	15	UNITED STATES
	VALEUR (\$000)	(\$000)						ETATS-UNIS 95
42979-49	SURFACTANTS, NON-IONIC, NES, INDUSTRIAL SURFACTIFS, IND., NON IONIQUES, NDA							
	QTY. METRIC (KG)	(KG)	1,849,524	2,147,566	2,981,079	2,779,056	14	
	QUANT. METRIQUE (KG)	(KG)						
	QTY. IMPERIAL (LB)	(LB)	4,077,523	4,734,597	6,572,188	6,126,801	14	
	QUANT. IMPERIALE (LIV)	(LIV)						
	VALUE (\$000)	(\$000)	4,053	5,699	8,075	7,888	25	UNITED STATES
	VALEUR (\$000)	(\$000)						ETATS-UNIS 86
42979-55	SURFACTANTS, CATIONIC, INDUSTRIAL SURFACTIFS, IND., CATIONIQUES							
	QTY. METRIC (KG)	(KG)	993,671	1,829,342	2,910,741	2,649,855	38	
	QUANT. METRIQUE (KG)	(KG)						
	QTY. IMPERIAL (LB)	(LB)	2,190,682	4,033,029	6,417,119	5,841,961	38	
	QUANT. IMPERIALE (LIV)	(LIV)						
	VALUE (\$000)	(\$000)	1,856	3,397	5,371	5,963	47	UNITED STATES
	VALEUR (\$000)	(\$000)						ETATS-UNIS 97
42982	TEXTILE SPECIALTY CHEM., PREPARED PROD CHIM. SPEC POUR TEXTILES PREP							
	QTY. METRIC (KG)	(KG)	7,502,051	8,077,258	9,126,849	9,388,292	8	
	QUANT. METRIQUE (KG)	(KG)						
	QTY. IMPERIAL (LB)	(LB)	16,539,277	17,807,399	20,121,362	20,697,750	8	
	QUANT. IMPERIALE (LIV)	(LIV)						

## IMPORT DATA TRENDS - TENDANCES DES DONNEES SUR L'IMPORTATION

## SECTION 2 - FABRICATED MATERIALS, INEDIBLE

## SECTION 2 - MATIERES TRAVAILLEES, NON COMESTIBLES

CODE	COMMODITY MARCHANDISE	1982	1983	1984	AVE. ANNUAL GROWTH RATE (%) 1982-1985 TAUX DE CROISSANCE 1985 ANNUEL MOYEN		MAJOR COUNTRY OF EXPORT - SHARE OF IMPORT MARKET (%) 1985 PAYS EXPORTATEUR PRINCIPAL - PART DU MARCHE DES IMPORTATIONS	
42982	TEXTILE SPECIALTY CHEM., PREPARED PROD CHIM. SPEC POUR TEXTILES PREP			(CONT-D) (SUITE)				
	VALUE (\$000) VALEUR (\$000)	16,069	17,040	18,938	19,859	7	UNITED STATES ETATS-UNIS	88
42982-55	TEXTILE SOFTENERS, PREPARED, INDUSTRIAL ADOUCCISSEURS TEXTILES, PREP., IND.							
	QTY. METRIC (KG) QUANT. METRIQUE (KG)	4,707,352	3,935,511	3,794,425	4,226,589	-3		
	QTY. IMPERIAL (LB) QUANT. IMPERIALE (LIV)	10,377,988	8,676,362	8,365,342	9,318,083	-3		
	VALUE (\$000) VALEUR (\$000)	8,623	7,294	7,449	7,829	-3	UNITED STATES ETATS-UNIS	97
42985	NAPHTHENIC ACID ACIDE NAPHTENIQUE							
	QTY. METRIC (KG) QUANT. METRIQUE (KG)	489,442	598,935	878,324	502,439	1		
	QTY. IMPERIAL (LB) QUANT. IMPERIALE (LIV)	1,079,041	1,320,432	1,936,382	1,107,694	1		
	VALUE (\$000) VALEUR (\$000)	517	633	1,035	682	10	UNITED STATES ETATS-UNIS	96
42987	METAL NAPHTHENATES NAPHTENATES METALLIQUES							
	QTY. METRIC (KG) QUANT. METRIQUE (KG)	168,632	98,427	171,466	100,529	-16		
	QTY. IMPERIAL (LB) QUANT. IMPERIALE (LIV)	371,771	216,996	378,019	221,630	-16		
	VALUE (\$000) VALEUR (\$000)	291	204	402	182	-17	UNITED STATES ETATS-UNIS	87
42990	LABORATORY REAGENTS REACTIFS DE LABORATOIRE							
	QTY. METRIC (KG) QUANT. METRIQUE (KG)	1,371,423	1,688,537	1,973,380	1,960,588	13		
	QTY. IMPERIAL (LB) QUANT. IMPERIALE (LIV)	3,023,487	3,722,606	4,350,580	4,322,380	13		
	VALUE (\$000) VALEUR (\$000)	24,508	32,765	32,165	34,769	12	UNITED STATES ETATS-UNIS	91
42999-70	LABORATORY REAGENTS REACTIFS DE LABORATOIRE							
	QTY. METRIC (KG) QUANT. METRIQUE (KG)	1,371,423	1,688,537	1,973,380	1,960,588	13		
	QTY. IMPERIAL (LB) QUANT. IMPERIALE (LIV)	3,023,487	3,722,606	4,350,580	4,322,380	13		
	VALUE (\$000) VALEUR (\$000)	24,508	32,765	32,165	34,769	12	UNITED STATES ETATS-UNIS	91
42995	CAULKING, SEALING, SOUND DEAD COMP COMPOSES A CALFEUTRER, SCELLER ETC.							
	QTY. METRIC (KG) QUANT. METRIQUE (KG)	10,929,244	12,063,987	11,830,040	13,922,637	8		
	QTY. IMPERIAL (LB) QUANT. IMPERIALE (LIV)	24,094,984	26,596,677	26,080,910	30,694,320	8		
	VALUE (\$000) VALEUR (\$000)	32,695	41,692	44,460	51,274	16	UNITED STATES ETATS-UNIS	94

SEE EXPLANATORY NOTES / VOIR NOTES EXPLICATIVES

## IMPORT DATA TRENDS - TENDANCES DES DONNEES SUR L'IMPORTATION

## SECTION 2 - FABRICATED MATERIALS, INEDIBLE

## SECTION 2 - MATIERES TRAVAILLEES, NON COMESTIBLES

CODE	COMMODITY MARCHANDISE		1982	1983	1984	1985	AVE. ANNUAL GROWTH RATE (%) 1982-1985	MAJOR COUNTRY OF EXPORT - SHARE OF IMPORT MARKET (%) 1985	
							TAUX DE CROISSANCE ANNUEL MOYEN	PAYS EXPORTATEUR PRINCIPAL - PART DU MARCHE DES IMPORTATIONS	
42995-20	CAULKING COMPOUNDS COMPOSES A CALFEUTRER								
	QTY. METRIC (KG)	QUANT. METRIQUE (KG)	1,393,896	1,394,820	1,422,126	1,216,327	-4		
	QTY. IMPERIAL (LB)	QUANT. IMPERIALE (LIV)	3,073,030	3,075,068	3,135,267	2,681,556	-4		
	VALUE (\$000)	VALEUR (\$000)	4,952	6,082	4,590	4,419	-4	UNITED STATES ETATS-UNIS	85
42995-40	SEALING COMPOUNDS COMPOSES A SCELLER								
	QTY. METRIC (KG)	QUANT. METRIQUE (KG)	6,938,795	7,759,471	8,627,336	10,850,755	16		
	QTY. IMPERIAL (LB)	QUANT. IMPERIALE (LIV)	15,297,504	17,106,795	19,020,119	23,921,944	16		
	VALUE (\$000)	VALEUR (\$000)	23,376	28,954	34,724	40,883	20	UNITED STATES ETATS-UNIS	94
42999	INDUSTRIAL CHEMICAL SPECIALTIES NES PROD. CHIMIQUES INDUS. SPECIAUX NDA								
	QTY. METRIC (KG)	QUANT. METRIQUE (KG)	79,269,535	96,473,342	112,576,151	118,705,322	14		
	QTY. IMPERIAL (LB)	QUANT. IMPERIALE (LIV)	174,760,323	212,688,423	248,189,226	261,701,805	14		
	VALUE (\$000)	VALEUR (\$000)	148,010	173,403	212,788	238,684	17	UNITED STATES ETATS-UNIS	87
42997-29	INTERMEDIATE FORM MAT FOR FOOD PREP NES FORMULES INTERMEDIAIRES PRODUITS PR. PREP. ALIMENTS NDA								
	QTY. METRIC (KG)	QUANT. METRIQUE (KG)	2,243,989	2,682,793	3,046,853	3,146,237	12		
	QTY. IMPERIAL (LB)	QUANT. IMPERIALE (LIV)	4,947,174	5,914,577	6,717,197	6,936,301	12		
	VALUE (\$000)	VALEUR (\$000)	5,654	6,508	7,600	9,076	17	UNITED STATES ETATS-UNIS	65
42997-55	INTERMEDIATE FORM, MFR OF PHARM PRODUCTS FORMULES INTERMEDIAIRES, FAB. DE PROD. PHARMACEUTIQUES								
	QTY. METRIC (KG)	QUANT. METRIQUE (KG)	142,506	300,981	777,726	1,041,522	93		
	QTY. IMPERIAL (LB)	QUANT. IMPERIALE (LIV)	314,174	663,552	1,714,602	2,296,176	93		
	VALUE (\$000)	VALEUR (\$000)	1,021	1,817	4,266	4,739	66	UNITED STATES ETATS-UNIS	86
42998-29	PAPERMAKING CHEMICAL PREPARATIONS NES PRODUITS CHIMIQUES POUR FABRICATION DU PAPIER NDA								
	QTY. METRIC (KG)	QUANT. METRIQUE (KG)	10,977,088	14,387,757	12,759,536	14,374,237	9		
	QTY. IMPERIAL (LB)	QUANT. IMPERIALE (LIV)	24,200,462	31,719,740	28,130,108	31,689,933	9		
	VALUE (\$000)	VALEUR (\$000)	18,801	25,089	23,914	27,922	14	UNITED STATES ETATS-UNIS	100
42999-30	HYDRAULIC FLUIDS LIQUIDES D'USAGE HYDRAULIQUE								
	QTY. METRIC (KG)	QUANT. METRIQUE (KG)	1,133,556	1,055,855	1,322,297	1,312,053	5		
	QTY. IMPERIAL (LB)	QUANT. IMPERIALE (LIV)	2,499,076	2,327,774	2,915,182	2,892,597	5		
	VALUE (\$000)	VALEUR (\$000)	2,813	2,601	3,128	3,331	6	UNITED STATES ETATS-UNIS	97

SEE EXPLANATORY NOTES / VOIR NOTES EXPLICATIVES

## IMPORT DATA TRENDS - TENDANCES DES DONNEES SUR L'IMPORTATION

## SECTION 2 - FABRICATED MATERIALS, INEDIBLE

## SECTION 2 - MATIERES TRAVAILLEES, NON COMESTIBLES

CODE	COMMODITY MARCHANDISE	1982	1983	1984	1985	AVE. ANNUAL GROWTH RATE (%) 1982-1985	MAJOR COUNTRY OF EXPORT - SHARE OF IMPORT MARKET (%) 1985
						TAUX DE CROISSANCE ANNUEL MOYEN	PAYS EXPORTATEUR PRINCIPAL - PART DU MARCHE DES IMPORTATIONS
42999-35	HEAT-TRANSFER FLUIDS LIQUIDES ECHANGEURS DE CHALEUR						
	QTY. METRIC (KG) QUANT. METRIQUE (KG)	842,839	959,123	1,054,760	1,624,760	24	
	QTY. IMPERIAL (LB) QUANT. IMPERIALE (LIV)	1,858,152	2,114,515	2,325,361	3,582,001	24	
	VALUE (\$000) VALEUR (\$000)	3,130	3,445	4,288	5,406	20	UNITED STATES ETATS-UNIS 96
42999-42	FLOCCULATING AGENTS AGENTS DE FLOCCULATION						
	QTY. METRIC (KG) QUANT. METRIQUE (KG)	2,084,677	2,943,155	5,715,963	7,028,113	49	
	QTY. IMPERIAL (LB) QUANT. IMPERIALE (LIV)	4,595,950	6,488,579	12,601,607	15,494,417	49	
	VALUE (\$000) VALEUR (\$000)	5,308	6,387	12,479	13,252	35	UNITED KINGDOM ROYAUME-UNI 68
42999-49	WATER TREATMENT COMPOUNDS NES COMPOSES POUR L'EPURATION DE L'EAU NDA						
	QTY. METRIC (KG) QUANT. METRIQUE (KG)	1,446,323	1,582,927	2,208,584	2,498,054	20	
	QTY. IMPERIAL (LB) QUANT. IMPERIALE (LIV)	3,188,612	3,489,775	4,869,120	5,507,295	20	
	VALUE (\$000) VALEUR (\$000)	2,875	3,346	4,600	3,933	11	UNITED STATES ETATS-UNIS 86
42999-59	FIRE RETARDING PREPARATIONS, NES PREPARATIONS IGNIFUGES NDA						
	QTY. METRIC (KG) QUANT. METRIQUE (KG)	564,176	1,588,134	1,697,302	3,396,666	81	
	QTY. IMPERIAL (LB) QUANT. IMPERIALE (LIV)	1,243,802	3,501,254	3,741,929	7,488,406	81	
	VALUE (\$000) VALEUR (\$000)	1,420	2,828	3,257	5,592	57	UNITED STATES ETATS-UNIS 84
42999-64	RUST PREVENTATIVE PREPARATIONS PREPARATIONS ANTI ROUILLE						
	QTY. METRIC (KG) QUANT. METRIQUE (KG)	2,966,282	2,944,755	4,548,685	4,354,360	14	
	QTY. IMPERIAL (LB) QUANT. IMPERIALE (LIV)	6,539,566	6,492,107	10,028,187	9,599,770	14	
	VALUE (\$000) VALEUR (\$000)	6,210	6,312	10,035	10,151	17	UNITED STATES ETATS-UNIS 96
42999-79	WASHING AND CLEANING PREP, INDUSTRIAL NES PRODUITS LAVAGE ET NETTOYAGE, INDUSTRIELS, NDA						
	QTY. METRIC (KG) QUANT. METRIQUE (KG)	2,739,961	2,792,375	3,680,792	3,702,409	10	
	QTY. IMPERIAL (LB) QUANT. IMPERIALE (LIV)	6,040,611	6,156,165	8,114,800	8,162,458	10	
	VALUE (\$000) VALEUR (\$000)	7,085	5,188	6,756	7,641	3	UNITED STATES ETATS-UNIS 97
42999-80	WAX, SYNTHETIC CIRE SYNTHETIQUE						
	QTY. METRIC (KG) QUANT. METRIQUE (KG)	3,155,026	4,944,522	4,996,937	4,984,955	16	
	QTY. IMPERIAL (LB) QUANT. IMPERIALE (LIV)	6,955,679	10,900,861	11,016,417	10,990,003	16	
	VALUE (\$000) VALEUR (\$000)	7,615	11,011	12,054	12,787	19	UNITED STATES ETATS-UNIS 78

## IMPORT DATA TRENDS - TENDANCES DES DONNEES SUR L'IMPRTATIDN

## SECTION 2 - FABRICATED MATERIALS, INEDIBLE

## SECTION 2 - MATIERES TRAVAILLEES, NON COMESTIBLES

CODE	CDMMDDITY MARCHANDISE	1982	1983	1984	AVE. ANNUAL GROWTH RATE (%) 1982-1985 TAUX DE CROISSANCE ANNUEL MOYEN		MAJDR COUNTRY OF EXPORT - SHARE OF IMPORT MARKET (%) 1985 PAYS EXPDRTATEUR PRINCIPAL - PART DU MARCHE DES IMPORTATIONS		
					1985	ANNUEL MOYEN			
42999-82	DETERGENT ALKYLATES DETERSIFS ALCOYLATS								
	QTY. METRIC (KG) QUANT. METRIQUE (KG)	24,227,328	28,609,415	27,047,271	30,483,941	8			
	QTY. IMPERIAL (LB) QUANT. IMPERIALE (LIV)	53,412,395	63,073,294	59,629,338	67,205,938	8			
	VALUE (\$000) VALEUR (\$000)	27,330	32,565	32,985	39,295	13	UNITED STATES ETATS-UNIS	99	
43109	AVIATION GASOLINE ESSENCE D'AVIATION								
	QTY. METRIC (LITRE) QUANT. METRIQUE (LITRE)	0	0	64,182	11,633	N.A.			
	QTY. IMPERIAL (GAL) QUANT. IMPERIALE (GALL)	0	0	14,118	2,559	N.A.			
	VALUE (\$000) VALEUR (\$000)	0	0	35	4	N.A.	UNITED STATES ETATS-UNIS	100	
43149	MOTOR GASOLINE N E S ESSENCE POUR MOTEURS N D A								
	QTY. METRIC (LITRE) QUANT. METRIQUE (LITRE)	22,576,988	437,396,635	625,416,730	965,749,261	245			
	QTY. IMPERIAL (GAL) QUANT. IMPERIALE (GALL)	4,966,243	96,213,809	137,572,448	212,435,139	245			
	VALUE (\$000) VALEUR (\$000)	6,638	124,851	177,938	274,013	241	NETHERLANDS PAYS-BAS	29	
43149-20	MOTOR GASOLINE REGULAR GRADE ESSENCE ORDINAIRE POUR MOTEURS								
	QTY. METRIC (LITRE) QUANT. METRIQUE (LITRE)	58,767	239,760,236	121,131,909	69,454,690	933			
	QTY. IMPERIAL (GAL) QUANT. IMPERIALE (GALL)	12,927	52,739,892	26,645,295	15,277,896	933			
	VALUE (\$000) VALEUR (\$000)	21	68,040	33,457	19,539	848	GREECE GRECE	59	
43149-40	MOTOR GASOLINE LEAD FREE ESSENCE POUR MOTEURS (BASSE TENEUR EN PLOMB)								
	QTY. METRIC (LITRE) QUANT. METRIQUE (LITRE)	22,003,080	195,949,813	479,852,115	893,674,355	240			
	QTY. IMPERIAL (GAL) QUANT. IMPERIALE (GALL)	4,840,001	43,102,933	105,552,709	196,580,876	240			
	VALUE (\$000) VALEUR (\$000)	6,402	56,251	137,426	253,580	237	NETHERLANDS PAYS-BAS	31	
43209	AVIATION TURBINE FUEL CARBURANT A TURBINE D'AVION								
	QTY. METRIC (LITRE) QUANT. METRIQUE (LITRE)	6,509,092	107,933,001	572,521,736	610,162,998	347			
	QTY. IMPERIAL (GAL) QUANT. IMPERIALE (GALL)	1,431,800	23,741,941	125,937,176	134,217,096	347			
	VALUE (\$000) VALEUR (\$000)	2,115	29,538	155,990	173,817	328	UNITED STATES ETATS-UNIS	56	
43209-20	AVIATION TURBINE FUEL KEROSENE TYPE CARBUREACTEURS, TYPE KEROSENE								
	QTY. METRIC (LITRE) QUANT. METRIQUE (LITRE)	6,371,659	72,015,848	556,674,694	609,266,732	350			
	QTY. IMPERIAL (GAL) QUANT. IMPERIALE (GALL)	1,401,569	15,841,272	122,451,314	134,019,945	350			

SEE EXPLANATORY NOTES / VOIR NOTES EXPLICATIVES

## IMPRT DATA TRENDS - TENDANCES DES DONNEES SUR L'IMPRTATION

## SECTION 2 - FABRICATED MATERIALS, INEDIBLE

## SECTION 2 - MATIERES TRAVAILLEES, NON COMESTIBLES

CODE	COMMODITY MARCHANDISE	1982	1983	1984	AVE. ANNUAL GROWTH RATE (%) 1982-1985 TAUX DE CROISSANCE 1985 ANNUEL MOYEN		MAJOR COUNTRY OF EXPORT - SHARE OF IMPORT MARKET (%) 1985 PAYS EXPORTATEUR PRINCIPAL - PART DU MARCHÉ DES IMPORTATIONS	
					1985	ANNUEL MOYEN		
43209-20	AVIATION TURBINE FUEL KEROSENE TYPE CARBUREACTEURS, TYPE KEROSENE			(CONT-D) (SUITE)				
	VALUE (\$000) VALEUR (\$000)	2.050	19,857	151,819	173,538	333	UNITED STATES ETATS-UNIS	56
43219	DIESEL AND TRACTOR FUEL CARBURANT A TRACTEURS ET A DIESEL							
	QTY. METRIC (LITRE) QUANT. METRIQUE (LITRE)	407,562	210,821,973	868,601,218	627,915,352	>999		
	QTY. IMPERIAL (GAL) QUANT. IMPERIALE (GALL)	89,651	46,374,351	191,065,557	138,122,068	>999		
	VALUE (\$000) VALEUR (\$000)	181	58,706	237,550	178,173	872	UNITED STATES ETATS-UNIS	60
43225	KEROSENE N E S KEROSENE N O A							
	QTY. METRIC (LITRE) QUANT. METRIQUE (LITRE)	1,444,733	34,992,414	9,854,573	41,658,587	203		
	QTY. IMPERIAL (GAL) QUANT. IMPERIALE (GALL)	317,810	7,697,255	2,167,703	9,163,608	203		
	VALUE (\$000) VALEUR (\$000)	453	9,861	2,870	10,921	186	UNITED STATES ETATS-UNIS	100
43240	FUEL OIL NO.1, STOVE OIL MAZOUT NO. 1 COMBUSTIBLE POUR POELE							
	QTY. METRIC (LITRE) QUANT. METRIQUE (LITRE)	33,100	12,443	9,549,044	648,427	167		
	QTY. IMPERIAL (GAL) QUANT. IMPERIALE (GALL)	7,281	2,737	2,100,496	142,634	167		
	VALUE (\$000) VALEUR (\$000)	11	2	2,809	195	157	UNITED STATES ETATS-UNIS	100
43245	FUEL OIL NO.2 AND NO.3 MAZOUT NOS. 2 ET 3							
	QTY. METRIC (LITRE) QUANT. METRIQUE (LITRE)	875,191	296,769,483	915,028,926	953,381,687	905		
	QTY. IMPERIAL (GAL) QUANT. IMPERIALE (GALL)	192,515	65,280,160	201,278,225	209,714,653	905		
	VALUE (\$000) VALEUR (\$000)	106	85,175	241,865	251,379	>999	UNITED STATES ETATS-UNIS	23
43245-20	FUEL OIL NO 2 MAZOUT NO 2							
	QTY. METRIC (LITRE) QUANT. METRIQUE (LITRE)	875,191	296,769,483	915,028,926	953,367,726	905		
	QTY. IMPERIAL (GAL) QUANT. IMPERIALE (GALL)	192,515	65,280,160	201,278,225	209,711,582	905		
	VALUE (\$000) VALEUR (\$000)	106	85,175	241,865	251,374	>999	UNITED STATES ETATS-UNIS	23
43259	FUEL OIL N E S, HEAVY FUEL OIL MAZOUT N O A, LOURO							
	QTY. METRIC (LITRE) QUANT. METRIQUE (LITRE)	1,570,094,555	1,149,472,856	1,474,701,534	1,119,450,091	-11		
	QTY. IMPERIAL (GAL) QUANT. IMPERIALE (GALL)	345,372,519	252,848,680	324,388,988	246,244,595	-11		

SEE EXPLANATORY NOTES / VOIR NOTES EXPLICATIVES

## IMPORT DATA TRENDS - TENDANCES DES DONNEES SUR L'IMPORTATION

## SECTION 2 - FABRICATED MATERIALS, INEDIBLE

## SECTION 2 - MATIERES TRAVAILLEES, NON COMESTIBLES

CODE	COMMODITY MARCHANDISE	1982	1983	1984	AVE. ANNUAL GROWTH RATE (%) 1982-1985		MAJOR COUNTRY OF EXPORT - SHARE OF IMPORT MARKET (%) 1985	
					1985	ANNUEL MOYEN	PAYS EXPORTATEUR PRINCIPAL - PART DU MARCHE DES IMPORTATIONS	
43259	FUEL OIL N E S, HEAVY FUEL OIL MAZOUT N D A, LOURD			(CONT-D) (SUITE)				
	VALUE (\$000) VALEUR (\$000)	311,838	226,545	321,269	236,649	-9	VENEZUELA VENEZUELA	61
43259-26	FUEL OIL, RESIDUAL NO 6 MAZOUT, HUILE RESIDUELLE NO 6							
	QTY. METRIC (LITRE) QUANT. METRIQUE (LITRE)	1,516,787,381	1,091,565,034	1,399,712,139	1,029,667,482	-12		
	QTY. IMPERIAL (GAL) QUANT. IMPERIALE (GALL)	333,646,580	240,110,740	307,893,627	226,495,182	-12		
	VALUE (\$000) VALEUR (\$000)	301,677	216,357	305,202	221,036	-10	VENEZUELA VENEZUELA	65
43259-40	CARBON BLACK OIL HUILE DE NOIR DE CHARBON							
	QTY. METRIC (LITRE) QUANT. METRIQUE (LITRE)	53,088,757	53,851,873	44,588,287	55,553,202	2		
	QTY. IMPERIAL (GAL) QUANT. IMPERIALE (GALL)	11,677,894	11,845,756	9,808,052	12,219,996	2		
	VALUE (\$000) VALEUR (\$000)	10,109	9,609	8,760	9,272	-3	UNITED STATES ETATS-UNIS	100
43329	CUTTING, PENETRATING AND LUBE OILS HUILES DE COUPE, PENETRANTES, ETC.							
	QTY. METRIC (LITRE) QUANT. METRIQUE (LITRE)	56,604,903	72,629,102	102,960,583	92,500,080	17		
	QTY. IMPERIAL (GAL) QUANT. IMPERIALE (GALL)	12,451,338	15,976,169	22,648,162	20,347,173	17		
	VALUE (\$000) VALEUR (\$000)	43,687	49,732	65,782	57,202	9	UNITED STATES ETATS-UNIS	97
43329-30	OIL, LUBRICATING HUILE DE GRAISSAGE							
	QTY. METRIC (LITRE) QUANT. METRIQUE (LITRE)	54,178,623	70,412,347	100,327,306	88,827,675	18		
	QTY. IMPERIAL (GAL) QUANT. IMPERIALE (GALL)	11,917,631	15,488,551	22,068,922	19,539,357	18		
	VALUE (\$000) VALEUR (\$000)	41,340	47,574	62,731	53,179	9	UNITED STATES ETATS-UNIS	97
43349	LUBRICATING GREASES GRAISSES LUBRIFIANTES							
	QTY. METRIC (TONNE) QUANT. METRIQUE (TONNE)	9,794	9,925	14,443	14,993	15		
	QTY. IMPERIAL (CWT) QUANT. IMPERIALE (QTL)	215,914	218,795	318,407	330,541	15		
	VALUE (\$000) VALEUR (\$000)	12,419	12,520	15,519	19,152	15	UNITED STATES ETATS-UNIS	96
43530	PETROLEUM COKE AND PITCH COKE COKE DE PETROLE							
	QTY. METRIC (TONNE) QUANT. METRIQUE (TONNE)	650,809	768,981	886,734	866,530	10		
	QTY. IMPERIAL (TON) QUANT. IMPERIALE (TONNE)	717,398	847,661	977,462	955,191	10		
	VALUE (\$000) VALEUR (\$000)	70,160	69,770	87,547	87,107	7	UNITED STATES ETATS-UNIS	82

## IMPORT DATA TRENDS - TENDANCES DES DONNEES SUR L'IMPORTATION

## SECTION 2 - FABRICATED MATERIALS, INEDIBLE

## SECTION 2 - MATIERES TRAVAILLEES, NON COMESTIBLES

CODE	COMMODITY MARCHANDISE	1982	1983	1984	1985	AVE. ANNUAL GROWTH RATE (%) 1982-1985	MAJOR COUNTRY OF EXPORT - SHARE OF IMPORT MARKET (%) 1985
						TAUX DE CROISSANCE ANNUEL MOYEN	PAYS EXPORTATEUR PRINCIPAL - PART DU MARCHE DES IMPORTATIONS
43530-20	CDKE, CARBDN /FRDM PETROLEUM/ CDKE DE PETROLE						
	QTY. METRIC (TONNE) QUANT. METRIQUE (TONNE)	650,599	768,733	884,355	866,209	10	
	QTY. IMPERIAL (TON) QUANT. IMPERIALE (TONNE)	717,166	847,387	974,840	954,837	10	
	VALUE (\$000) VALEUR (\$000)	70,110	69,707	87,442	87,099	7	UNITED STATES ETATS-UNIS 82
43549	COKE N E S CDKE N D A						
	QTY. METRIC (TONNE) QUANT. METRIQUE (TONNE)	400,505	585,861	660,257	809,740	26	
	QTY. IMPERIAL (TON) QUANT. IMPERIALE (TONNE)	441,483	645,805	727,813	892,590	26	
	VALUE (\$000) VALEUR (\$000)	50,553	65,495	76,314	90,526	21	UNITED STATES ETATS-UNIS 93
43549-20	CDKE, BREEZE POUSSIERE DE CDKE						
	QTY. METRIC (TONNE) QUANT. METRIQUE (TONNE)	53,276	164,007	198,163	397,241	94	
	QTY. IMPERIAL (TON) QUANT. IMPERIALE (TONNE)	58,727	180,788	218,438	437,885	94	
	VALUE (\$000) VALEUR (\$000)	2,157	5,993	10,455	22,662	117	UNITED STATES ETATS-UNIS 100
43909	REFINED ASPHALTS AND ROAD OILS ASPHALTE ET BITUME LIQUIDE RAFFINES						
	QTY. METRIC (LITRE) QUANT. METRIQUE (LITRE)	36,264,092	32,356,859	70,470,914	84,758,402	32	
	QTY. IMPERIAL (GAL) QUANT. IMPERIALE (GALL)	7,976,985	7,117,514	15,501,434	18,644,242	32	
	VALUE (\$000) VALEUR (\$000)	7,423	7,003	15,551	18,116	34	UNITED STATES ETATS-UNIS 69
43909-20	ASPHALT, PETROLEUM ASPHALTE DE PETROLE						
	QTY. METRIC (LITRE) QUANT. METRIQUE (LITRE)	33,903,575	28,570,512	66,560,386	81,597,606	34	
	QTY. IMPERIAL (GAL) QUANT. IMPERIALE (GALL)	7,457,744	6,284,634	14,641,238	17,948,964	34	
	VALUE (\$000) VALEUR (\$000)	6,660	5,891	14,314	16,946	36	UNITED STATES ETATS-UNIS 67
43920	NAPHTHA NAPHTE						
	QTY. METRIC (LITRE) QUANT. METRIQUE (LITRE)	2,214,755	4,170,415	70,468,436	17,239,801	97	
	QTY. IMPERIAL (GAL) QUANT. IMPERIALE (GALL)	487,178	917,363	15,500,889	3,792,226	97	
	VALUE (\$000) VALEUR (\$000)	937	1,547	21,056	6,375	88	UNITED STATES ETATS-UNIS 74
43920-30	MINERAL SPIRITS /SOLVENT NAPHTHA/ ESSENCES MINERALES (NAPHTE SOLVANT)						
	QTY. METRIC (LITRE) QUANT. METRIQUE (LITRE)	1,131,422	2,744,606	21,869,634	13,774,703	128	
	QTY. IMPERIAL (GAL) QUANT. IMPERIALE (GALL)	248,878	603,729	4,810,647	3,030,011	128	

SEE EXPLANATORY NOTES / VOIR NOTES EXPLICATIVES



## IMPORT DATA TRENDS - TENDANCES DES DONNEES SUR L'IMPORTATION

## SECTION 2 - FABRICATED MATERIALS, INEDIBLE

## SECTION 2 - MATIERES TRAVAILLEES, NON COMESTIBLES

CODE	COMMODITY MARCHANDISE	1982	1983	1984	AVE. ANNUAL GROWTH RATE (%) 1982-1985 TAUX DE CROISSANCE 1985 ANNUEL MOYEN		MAJOR COUNTRY OF EXPDRT - SHARE OF IMPORT MARKET (%) 1985 PAYS EXPORTATEUR PRINCIPAL - PART DU MARCHE DES IMPORTATIONS	
					1985	1985		
43920-30	MINERAL SPIRITS /SOLVENT NAPHTHA/ ESSENCES MINERALES (NAPHTE SOLVANT)			(CONT-D) (SUITE)				
	VALUE (\$000) VALEUR (\$000)	594	1,110	7,833	5,149	104	UNITED STATES ETATS-UNIS	82
43929	REFINED MINERAL OILS N E S HUILES MINERALES RAFFINEES N D A							
	QTY. METRIC (LITRE) QUANT. METRIQUE (LITRE)	46,931,446	49,757,364	53,389,886	57,611,812	7		
	QTY. IMPERIAL (GAL) QUANT. IMPERIALE (GALL)	10,323,475	10,945,090	11,744,133	12,672,827	7		
	VALUE (\$000) VALEUR (\$000)	22,985	22,666	26,124	29,042	8	UNITED STATES ETATS-UNIS	96
43929-35	WHITE MINERAL OILS HUILE MINERALE BLANCHE							
	QTY. METRIC (LITRE) QUANT. METRIQUE (LITRE)	8,943,436	8,894,271	10,898,069	10,713,193	6		
	QTY. IMPERIAL (GAL) QUANT. IMPERIALE (GALL)	1,967,281	1,956,466	2,397,240	2,356,573	6		
	VALUE (\$000) VALEUR (\$000)	7,399	7,126	9,097	9,056	7	UNITED STATES ETATS-UNIS	99
43941	COAL TAR AND COAL PITCH GUDRON ET BRAI DE HOUILLE							
	QTY. METRIC (KG) QUANT. METRIQUE (KG)	90,550,403	112,416,162	92,338,215	121,142,904	10		
	QTY. IMPERIAL (LB) QUANT. IMPERIALE (LIV)	199,630,510	247,836,508	203,571,982	267,075,782	10		
	VALUE (\$000) VALEUR (\$000)	31,678	34,277	31,991	43,528	11	UNITED STATES ETATS-UNIS	59
43945	PETROLEUM JELLY GRAISSE MINERALE							
	QTY. METRIC (KG) QUANT. METRIQUE (KG)	1,807,490	1,349,241	1,654,834	1,509,431	-6		
	QTY. IMPERIAL (LB) QUANT. IMPERIALE (LIV)	3,984,854	2,974,582	3,648,304	3,327,744	-6		
	VALUE (\$000) VALEUR (\$000)	1,305	1,163	1,584	1,166	-4	UNITED STATES ETATS-UNIS	99
43950	PARAFFIN WAX, CRUDE PARAFFINE BRUTE							
	QTY. METRIC (KG) QUANT. METRIQUE (KG)	1,266,408	605,001	653,013	622,243	-21		
	QTY. IMPERIAL (LB) QUANT. IMPERIALE (LIV)	2,791,967	1,333,806	1,439,655	1,371,818	-21		
	VALUE (\$000) VALEUR (\$000)	445	332	394	316	-11	UNITED STATES ETATS-UNIS	85
43955	MICROCRYSTALLINE WAX CIRE MICROCRISTALLINE							
	QTY. METRIC (KG) QUANT. METRIQUE (KG)	1,898,894	1,723,022	2,458,421	3,111,027	18		
	QTY. IMPERIAL (LB) QUANT. IMPERIALE (LIV)	4,186,366	3,798,633	5,419,918	6,858,676	18		

## IMPORT DATA TRENDS - TENDANCES DES DONNEES SUR L'IMPORTATION

## SECTION 2 - FABRICATED MATERIALS, INEDIBLE

## SECTION 2 - MATIERES TRAVAILLEES, NON COMESTIBLES

CODE	COMMODITY MARCHANDISE	1982	1983	1984	AVE. ANNUAL GROWTH RATE (%) 1982-1985 TAUX DE CROISSANCE ANNUEL MOYEN		MAJOR COUNTRY OF EXPORT - SHARE OF IMPORT MARKET (%) 1985 PAYS EXPORTATEUR PRINCIPAL - PART DU MARCHE DES IMPORTATIONS		
					1985	ANNUEL MOYEN			
43955	MICROCRYSTALLINE WAX CIRE MICROCRISTALLINE			(CONT-D) (SUITE)					
	VALUE (\$000) VALEUR (\$000)	2,031	1,774	2,318	3.124	15	UNITED STATES ETATS-UNIS	93	
43959	PARAFFIN WAX, REFINED N E S PARAFFINE RAFFINEE N D A								
	QTY. METRIC (KG) QUANT. METRIQUE (KG)	3,093,970	3,144,194	2,690,107	3,844,108	8			
	QTY. IMPERIAL (LB) QUANT. IMPERIALE (LIV)	6,687,472	6,931,797	5,930,701	8,474,851	8			
	VALUE (\$000) VALEUR (\$000)	3,034	3,303	3,020	3,911	9	UNITED STATES ETATS-UNIS	79	
43965	LIQUEFIED PETROLEUM GASES GAZ DE PETROLE LIQUEFIES								
	QTY. METRIC (LITRE) QUANT. METRIQUE (LITRE)	1,472,726,745	1,308,820,007	1,068,907,785	856,056,651	-16			
	QTY. IMPERIAL (GAL) QUANT. IMPERIALE (GALL)	323,954,595	287,900,153	235,126,842	188,306,138	-16			
	VALUE (\$000) VALEUR (\$000)	235,827	195,993	136,250	122,289	-19	UNITED STATES ETATS-UNIS	100	
43965-40	PROPANE GAS, LIQUEFIED PROPANE LIQUEFIE								
	QTY. METRIC (LITRE) QUANT. METRIQUE (LITRE)	4,551,141	2,716,357	1,598,278	2,610,338	-17			
	QTY. IMPERIAL (GAL) QUANT. IMPERIALE (GALL)	1,001,111	597,515	351,572	574,194	-17			
	VALUE (\$000) VALEUR (\$000)	2,825	2,622	2,391	3,069	3	UNITED STATES ETATS-UNIS	100	
43965-50	BUTANE AND ISOBUTANE, LIQUEFIED BUTANE ET ISOBUTANE LIQUEFIES								
	QTY. METRIC (LITRE) QUANT. METRIQUE (LITRE)	7,446,932	9,007,882	11,737,573	12,513,958	19			
	QTY. IMPERIAL (GAL) QUANT. IMPERIALE (GALL)	1,638,096	1,981,457	2,581,905	2,752,686	19			
	VALUE (\$000) VALEUR (\$000)	2,394	2,790	3,062	3,715	16	UNITED STATES ETATS-UNIS	96	
43995	PETROLEUM PRODUCTS NES EXC CHEMICAL DERIVES DU PETROLE NDA, SAUF CHIM.								
	QTY. METRIC (LITRE) QUANT. METRIQUE (LITRE)	179,834,601	162,722,841	88,420,241	238,814,918	10			
	QTY. IMPERIAL (GAL) QUANT. IMPERIALE (GALL)	39,558,082	35,794,021	19,449,734	52,531,938	10			
	VALUE (\$000) VALEUR (\$000)	57,684	50,206	30,014	68,686	6	UNITED STATES ETATS-UNIS	33	
43995-42	PETROCHEMICALS EXC LPG AND DEFINED CHEMICALS PRODUITS PETROCHIMIQUES SF GPL ET PROD. CHIMIQUES DEFINIS								
	QTY. METRIC (LITRE) QUANT. METRIQUE (LITRE)	166,748,967	110,600,014	37,140,278	113,967,135	-12			
	QTY. IMPERIAL (GAL) QUANT. IMPERIALE (GALL)	36,679,645	24,328,602	8,169,719	25,069,265	-12			
	VALUE (\$000) VALEUR (\$000)	53,881	33,983	12,426	34,903	-13	INDIA INDE	30	

## IMPORT DATA TRENDS - TENDANCES DES DONNEES SUR L'IMPORTATION

## SECTION 2 - FABRICATED MATERIALS, INEDIBLE

## SECTION 2 - MATIERES TRAVAILLEES, NON COMESTIBLES

CODE	COMMODITY MARCHANDISE	1982	1983	1984	AVE. ANNUAL GROWTH RATE (%) 1982-1985 TAUX DE CROISSANCE ANNUEL MOYEN		MAJOR COUNTRY OF EXPORT - SHARE OF IMPORT MARKET (%) 1985 PAYS EXPORTATEUR PRINCIPAL - PART DU MARCHE DES IMPORTATIONS		
					1985	ANNUEL MOYEN			
43997	COAL PRODUCTS NES, EXCEPT CHEMICALS DERIVES DU CHARBON NDA, SAUF CHIM.								
	QTY. METRIC (TONNE) QUANT. METRIQUE (TONNE)	2,025	3,397	3,754	7,221	52			
	QTY. IMPERIAL (TON) QUANT. IMPERIALE (TONNE)	2,232	3,745	4,138	7,960	52			
	VALUE (\$000) VALEUR (\$000)	564	666	1,033	1,821	47	UNITED STATES ETATS-UNIS	93	
44109	FERROCHROME FERRO-CHROME								
	QTY. METRIC (TONNE) QUANT. METRIQUE (TONNE)	21,783	32,559	33,084	28,264	9			
	QTY. IMPERIAL (TON) QUANT. IMPERIALE (TONNE)	24,012	35,890	36,469	31,156	9			
	VALUE (\$000) VALEUR (\$000)	16,027	19,295	24,228	23,297	13	SOUTH AFRICA AFRIQUE DU SUD	51	
44109-20	FERROCHROME, HIGH CARBON, OVER 2% CARBON FERROCHROME, FORTE TEN EN CARB (PLUS DE 2%)								
	QTY. METRIC (KG) QUANT. METRIQUE (KG)	9,278,419	17,243,563	12,820,168	9,764,041	2			
	QTY. IMPERIAL (LB) QUANT. IMPERIALE (LIV)	20,455,520	38,015,747	28,263,780	21,526,138	2			
	VALUE (\$000) VALEUR (\$000)	6,383	8,912	8,741	8,542	10	UNITED STATES ETATS-UNIS	31	
44109-30	FERROCHROME, LOW CARBON /MAXIMUM 2% CARBON/ FERROCHROME, FAIBLE TENEUR EN CARBONE ( 2% CARB AU MAX )								
	QTY. METRIC (KG) QUANT. METRIQUE (KG)	1,392,017	1,388,274	2,524,542	1,941,743	11			
	QTY. IMPERIAL (LB) QUANT. IMPERIALE (LIV)	3,068,889	3,060,636	5,565,692	4,280,833	11			
	VALUE (\$000) VALEUR (\$000)	1,903	1,995	4,026	3,283	20	UNITED STATES ETATS-UNIS	45	
44109-50	CHARGE CHROME CHROME DE CHARGE								
	QTY. METRIC (KG) QUANT. METRIQUE (KG)	6,615,344	10,359,132	15,425,508	12,941,341	25			
	QTY. IMPERIAL (LB) QUANT. IMPERIALE (LIV)	14,584,413	22,838,096	34,007,601	28,530,923	25			
	VALUE (\$000) VALEUR (\$000)	3,950	6,080	9,391	8,737	30	SOUTH AFRICA AFRIQUE DU SUD	78	
44119	FERROMANGANESE INCL. SPIEGELEISEN FERRO-MANGANESE COMPR. SPIEGELEISEN								
	QTY. METRIC (TONNE) QUANT. METRIQUE (TONNE)	25,089	18,259	29,799	27,480	3			
	QTY. IMPERIAL (TON) QUANT. IMPERIALE (TONNE)	27,656	20,127	32,848	30,292	3			
	VALUE (\$000) VALEUR (\$000)	18,456	14,342	20,515	20,348	3	UNITED STATES ETATS-UNIS	45	
44119-20	FERROMANGANESE, HIGH CARBON /OVER 3% CARBON/ FERROMANGANESE, FORTE TENEUR EN CARB (PLUS DE 3% CARB)								
	QTY. METRIC (KG) QUANT. METRIQUE (KG)	10,806,866	3,820,913	9,418,495	8,912,918	-6			
	QTY. IMPERIAL (LB) QUANT. IMPERIALE (LIV)	23,825,186	8,423,715	20,764,335	19,649,724	-6			

## IMPORT DATA TRENDS - TENDANCES DES DONNEES SUR L'IMPORTATION

## SECTION 2 - FABRICATED MATERIALS, INEDIBLE

## SECTION 2 - MATIERES TRAVAILLEES, NON COMESTIBLES

CODE	COMMODITY MARCHANDISE		1982	1983	1984	AVE. ANNUAL GROWTH RATE (%) 1982-1985 TAUX DE CROISSANCE 1985 ANNUEL MOYEN		MAJOR COUNTRY OF EXPDRT - SHARE OF IMPORT MARKET (%) 1985 PAYS EXPORTATEUR PRINCIPAL - PART DU MARCHE DES IMPORTATIONS	
44119-20	FERROMANGANESE, HIGH CARBON /OVER 3% CARBON/ FERROMANGANESE, FORTE TENEUR EN CARB (PLUS DE 3% CARB)				(CONT-D) (SUITE)				
	VALUE (\$000) VALEUR (\$000)		4,172	1,639	3,943	4,006	-1	SOUTH AFRICA AFRIQUE DU SUD	58
44119-30	FERROMANGANESE, MEDIUM CARBON /0.76-3% CARBON FERROMANGANESE, TENEUR MOY EN CARB (DE 0.76 A 3% CARB)								
	QTY. METRIC (KG) QUANT. METRIQUE (KG)		12,878,370	13,677,645	18,191,492	14,535,433	4		
	QTY. IMPERIAL (LB) QUANT. IMPERIALE (LIV)		28,392,095	30,154,204	40,105,585	32,045,311	4		
	VALUE (\$000) VALEUR (\$000)		12,309	11,948	14,168	12,079	-1	UNITED STATES ETATS-UNIS	44
44119-40	FERROMANGANESE, LOW CARBON /MAX 0.75% CARBON/ FERROMANGANESE, FAIBLE TEN. EN CARB (0.75% CARB AU MAX)								
	QTY. METRIC (KG) QUANT. METRIQUE (KG)		1,266,623	410,860	1,859,048	2,718,006	29		
	QTY. IMPERIAL (LB) QUANT. IMPERIALE (LIV)		2,792,441	905,796	4,098,520	5,992,209	29		
	VALUE (\$000) VALEUR (\$000)		1,871	525	2,202	3,376	21	FRANCE FRANCE	60
44139	FERROSILICON FERRO-SILICIUM								
	QTY. METRIC (TONNE) QUANT. METRIQUE (TONNE)		9,848	13,082	24,763	12,056	7		
	QTY. IMPERIAL (TON) QUANT. IMPERIALE (TONNE)		10,856	14,420	27,297	13,290	7		
	VALUE (\$000) VALEUR (\$000)		11,029	12,794	19,496	13,505	7	UNITED STATES ETATS-UNIS	98
44139-30	FERROSILICON, MEDIUM SILICON /45-55% SILICON/ FERROSILICIUM, TEN MOY EN SILICIUM (45-55% DE SILICIUM)								
	QTY. METRIC (KG) QUANT. METRIQUE (KG)		4,164,514	6,736,725	17,034,919	6,425,529	15		
	QTY. IMPERIAL (LB) QUANT. IMPERIALE (LIV)		9,181,230	14,852,014	37,555,765	14,165,941	15		
	VALUE (\$000) VALEUR (\$000)		3,686	4,455	9,474	5,232	12	UNITED STATES ETATS-UNIS	99
44145	FERROTUNGSTEN FERRO-TUNGSTENE								
	QTY. METRIC (TONNE) QUANT. METRIQUE (TONNE)		7	3	5	3	-24		
	QTY. IMPERIAL (TON) QUANT. IMPERIALE (TONNE)		8	3	6	3	-27		
	VALUE (\$000) VALEUR (\$000)		165	78	129	39	-38	UNITED STATES ETATS-UNIS	75
44150	FERROVANADIUM FERRO-VANADIUM								
	QTY. METRIC (TONNE) QUANT. METRIQUE (TONNE)		242	172	245	191	-7		
	QTY. IMPERIAL (TON) QUANT. IMPERIALE (TONNE)		267	190	270	210	-7		
	VALUE (\$000) VALEUR (\$000)		3,456	2,042	2,992	2,510	-10	UNITED STATES ETATS-UNIS	92

## IMPORT DATA TRENDS - TENDANCES DES DONNEES SUR L'IMPORTATION

## SECTION 2 - FABRICATED MATERIALS, INEDIBLE

## SECTION 2 - MATIERES TRAVAILLEES, NON COMESTIBLES

CODE	COMMODITY MARCHANDISE	1982	1983	1984	1985	AVE. ANNUAL GROWTH RATE (%) 1982-1985	MAJOR COUNTRY OF EXPRT - SHARE OF IMPORT MARKET (%) 1985	
						TAUX DE CROISSANCE ANNUEL MOYEN	PAYS EXPORTATEUR PRINCIPAL - PART DU MARCHE DES IMPORTATIONS	
44160	SILICOMANGANESE INCL SILICO SPIEGEL SILICD-MANGANESE ET SILICD-SPIEGEL							
	QTY. METRIC (TONNE) QUANT. METRIQUE (TONNE)	2,875	412	6,827	6,604	32		
	QTY. IMPERIAL (TON) QUANT. IMPERIALE (TONNE)	3,169	454	7,525	7,280	32		
	VALUE (\$000) VALEUR (\$000)	1,720	267	3,009	3,694	28	UNITED STATES ETATS-UNIS	52
44160-20	SILICOMANGANESE SILICD-MANGANESE							
	QTY. METRIC (KG) QUANT. METRIQUE (KG)	2,876,200	391,063	6,823,556	6,600,943	32		
	QTY. IMPERIAL (LB) QUANT. IMPERIALE (LIV)	6,340,969	862,151	15,043,445	14,552,664	32		
	VALUE (\$000) VALEUR (\$000)	1,720	258	3,009	3,694	28	UNITED STATES ETATS-UNIS	52
44199	FERRO-ALLOYS N E S FERRO-ALLIAGES N D A							
	QTY. METRIC (TONNE) QUANT. METRIQUE (TONNE)	4,809	7,045	11,799	11,319	33		
	QTY. IMPERIAL (TON) QUANT. IMPERIALE (TONNE)	5,301	7,766	13,006	12,477	33		
	VALUE (\$000) VALEUR (\$000)	12,158	17,899	31,612	32,197	38	UNITED STATES ETATS-UNIS	49
44199-80	FERRONICKEL ALLOYS ALLIAGES DE FERRO-NICKEL							
	QTY. METRIC (KG) QUANT. METRIQUE (KG)	209,308	1,178,602	2,789,095	1,581,608	95		
	QTY. IMPERIAL (LB) QUANT. IMPERIALE (LIV)	461,447	2,598,386	6,148,933	3,486,867	95		
	VALUE (\$000) VALEUR (\$000)	460	2,815	6,347	3,900	102	UNITED STATES ETATS-UNIS	52
44219	PIG IRON FER EN GUEUSES							
	QTY. METRIC (TONNE) QUANT. METRIQUE (TONNE)	2,262	4,856	5,269	10,080	64		
	QTY. IMPERIAL (TON) QUANT. IMPERIALE (TONNE)	2,493	5,353	5,808	11,111	64		
	VALUE (\$000) VALEUR (\$000)	540	951	1,123	3,510	85	UNITED STATES ETATS-UNIS	78
44227	IRON AND STEEL POWDER POUDRES DE FER ET D'ACIER							
	QTY. METRIC (TONNE) QUANT. METRIQUE (TONNE)	4,029	4,725	5,259	4,901	7		
	QTY. IMPERIAL (TON) QUANT. IMPERIALE (TONNE)	4,441	5,208	5,791	5,403	7		
	VALUE (\$000) VALEUR (\$000)	3,810	4,863	5,268	5,160	10	UNITED STATES ETATS-UNIS	98
44227-20	IRON POWDER POUDRE DE FER							
	QTY. METRIC (TONNE) QUANT. METRIQUE (TONNE)	4,013	4,677	5,105	4,733	6		
	QTY. IMPERIAL (TON) QUANT. IMPERIALE (TONNE)	4,424	5,155	5,627	5,217	6		

SEE EXPLANATORY NOTES / VOIR NOTES EXPLICATIVES

## IMPORT DATA TRENDS - TENDANCES DES DONNEES SUR L'IMPORTATION

## SECTION 2 - FABRICATED MATERIALS, INEDIBLE

## SECTION 2 - MATIERES TRAVAILLEES, NON COMESTIBLES

CODE	COMMODITY MARCHANDISE	1982	1983	1984	AVE. ANNUAL GROWTH RATE (%) 1982-1985 TAUX DE CROISSANCE 1985 ANNUEL MOYEN		MAJOR COUNTRY OF EXPORT - SHARE OF IMPORT MARKET (%) 1985 PAYS EXPORTATEUR PRINCIPAL - PART DU MARCHÉ DES IMPORTATIONS	
					1985	ANNUEL MOYEN		
44227-20	IRON POWDER POUDRE DE FER			(CONT-D) (SUITE)				
	VALUE (\$000) VALEUR (\$000)	3,787	4,783	5,053	4,929	9	UNITED STATES ETATS-UNIS	98
44229	SPONGE IRON AND PRIMARY IRON N E S FER EPONGE ET FER PRIMAIRE N D A							
	QTY. METRIC (TONNE) QUANT. METRIQUE (TONNE)	2,228	1,889	2,898	2,415	3		
	QTY. IMPERIAL (TON) QUANT. IMPERIALE (TONNE)	2,456	2,082	3,195	2,662	3		
	VALUE (\$000) VALEUR (\$000)	1,549	1,324	1,489	1,289	-6	UNITED STATES ETATS-UNIS	72
44230	INGOTS, CARBON STEEL INGOTS D'ACIER CARBURE							
	QTY. METRIC (TONNE) QUANT. METRIQUE (TONNE)	1,490	266	48,716	55,241	229		
	QTY. IMPERIAL (TON) QUANT. IMPERIALE (TONNE)	1,642	293	53,701	60,893	229		
	VALUE (\$000) VALEUR (\$000)	671	122	10,645	13,504	169	BRAZIL BRESIL	67
44255	INGOTS, ALLOY STEEL INGOTS D'ACIER ALLIE							
	QTY. METRIC (TONNE) QUANT. METRIQUE (TONNE)	2,860	1,472	1,788	1,418	-20		
	QTY. IMPERIAL (TON) QUANT. IMPERIALE (TONNE)	3,153	1,623	1,971	1,561	-20		
	VALUE (\$000) VALEUR (\$000)	2,356	1,401	1,941	2,500	2	UNITED STATES ETATS-UNIS	96
44260	BLOOMS BILLETS & SLABS CARBON STEEL BLOOMS BILLETES BRAMES ACIER CARB.							
	QTY. METRIC (TONNE) QUANT. METRIQUE (TONNE)	5,197	31,657	129,145	82,386	149		
	QTY. IMPERIAL (TON) QUANT. IMPERIALE (TONNE)	5,729	34,896	142,359	90,815	149		
	VALUE (\$000) VALEUR (\$000)	1,954	8,389	39,606	28,032	141	GERMANY WEST ALLEMAGNE, O.	41
44260-39	BILLETS, CARBON STEEL, NES BILLETES ACIER AU CARBONE NDA							
	QTY. METRIC (TONNE) QUANT. METRIQUE (TONNE)	5,083	30,242	120,069	71,452	139		
	QTY. IMPERIAL (TON) QUANT. IMPERIALE (TONNE)	5,603	33,336	132,354	78,763	139		
	VALUE (\$000) VALEUR (\$000)	1,888	7,887	36,479	23,949	131	GERMANY WEST ALLEMAGNE, O.	49
44290	BLOOMS BILLETS & SLABS, ALLOY STEEL BLOOMS BILLETES BRAMES ACIER ALLIE							
	QTY. METRIC (TONNE) QUANT. METRIQUE (TONNE)	6,776	3,765	4,534	5,628	-6		
	QTY. IMPERIAL (TON) QUANT. IMPERIALE (TONNE)	7,469	4,150	4,998	6,204	-6		

## IMPORT DATA TRENDS - TENDANCES DES DONNEES SUR L'IMPORTATION

## SECTION 2 - FABRICATED MATERIALS, INEDIBLE

## SECTION 2 - MATIERES TRAVAILLEES, NON COMESTIBLES

CODE	COMMODITY MARCHANDISE	1982	1983	1984	AVE. ANNUAL GROWTH RATE (%) 1982-1985 TAUX DE CROISSANCE ANNUEL MOYEN		MAJOR COUNTRY OF EXPORT - SHARE OF IMPORT MARKET (%) 1985 PAYS EXPORTATEUR PRINCIPAL - PART DU MARCHE DES IMPORTATIONS	
					1985	ANNUEL MOYEN		
44290	BLOOMS BILLETS & SLABS, ALLOY STEEL BLOOMS BILLETES BRAMES ACIER ALLIE			(CONT-D) (SUITE)				
	VALUE (\$000) VALEUR (\$000)	6,640	3,673	4,625	4,786	-10	UNITED STATES ETATS-UNIS	52
44302	GRINDING BALLS BILLES D'AIGUISAGE							
	QTY. METRIC (TDNNE) QUANT. METRIQUE (TONNE)	7,596	11,456	14,163	18,032	33		
	QTY. IMPERIAL (TON) QUANT. IMPERIALE (TONNE)	8,373	12,628	15,612	19,877	33		
	VALUE (\$000) VALEUR (\$000)	5,274	7,972	10,082	12,143	32	UNITED STATES ETATS-UNIS	97
44302-30	GRINDING BALLS, STEEL, CAST DR FORGED BOULETS POUR BROYEURS, ACIER, MOULE OU FORGE							
	QTY. METRIC (KG) QUANT. METRIQUE (KG)	6,887,628	10,916,959	13,533,538	17,607,774	36		
	QTY. IMPERIAL (CWT) QUANT. IMPERIALE (QTL)	151,847	240,679	298,365	388,187	36		
	VALUE (\$000) VALEUR (\$000)	4,711	7,593	9,665	11,859	36	UNITED STATES ETATS-UNIS	98
44305	INGOT MOULDS AND STOODLS MOULES ET SOUS-MOULES POUR LINGOTS							
	QTY. METRIC (TONNE) QUANT. METRIQUE (TONNE)	36,773	43,294	78,315	59,120	17		
	QTY. IMPERIAL (TON) QUANT. IMPERIALE (TONNE)	40,535	47,724	86,328	65,169	17		
	VALUE (\$000) VALEUR (\$000)	19,680	23,480	43,410	34,473	20	UNITED STATES ETATS-UNIS	98
44305-20	INGOT MOULDS MOULES A LINGOT							
	QTY. METRIC (KG) QUANT. METRIQUE (KG)	34,470,844	41,780,991	75,223,728	54,767,273	17		
	QTY. IMPERIAL (CWT) QUANT. IMPERIALE (QTL)	759,956	921,118	1,658,408	1,207,418	17		
	VALUE (\$000) VALEUR (\$000)	18,470	22,637	41,659	31,921	20	UNITED STATES ETATS-UNIS	98
44325	GREY IRON & GREY IRON ALLOY CASTNGS MOULAGES DE FONTE ET D'ALLIAGE							
	QTY. METRIC (TONNE) QUANT. METRIQUE (TONNE)	11,264	21,786	27,414	18,196	17		
	QTY. IMPERIAL (TON) QUANT. IMPERIALE (TONNE)	12,417	24,015	30,219	20,058	17		
	VALUE (\$000) VALEUR (\$000)	15,368	21,612	31,021	22,374	13	UNITED STATES ETATS-UNIS	94
44325-20	GREY IRON CASTINGS, ROUGH, AUTOMOTIVE MOULAGES, PDUR AUTOMOBILES, FONTE GRISE							
	QTY. METRIC (KG) QUANT. METRIQUE (KG)	2,799,648	15,477,080	18,111,713	9,085,634	48		
	QTY. IMPERIAL (CWT) QUANT. IMPERIALE (QTL)	61,722	341,213	399,297	200,305	48		
	VALUE (\$000) VALEUR (\$000)	2,289	11,804	16,550	7,974	51	UNITED STATES ETATS-UNIS	100

## IMPORT DATA TRENDS - TENDANCES DES DONNEES SUR L'IMPORTATION

## SECTION 2 - FABRICATED MATERIALS, INEDIBLE

## SECTION 2 - MATIERES TRAVAILLEES, NON COMESTIBLES

CODE	COMMODITY MARCHANDISE		1982	1983	1984	AVE. ANNUAL GROWTH RATE (%) 1982-1985 TAUX DE CROISSANCE 1985 ANNUEL MOYEN		MAJOR COUNTRY OF EXPORT - SHARE OF IMPORT MARKET (%) 1985 PAYS EXPORTATEUR PRINCIPAL - PART DU MARCHE DES IMPORTATIONS	
44325-29	GREY IRON CASTINGS, ROUGH, NES MOULAGE BRUT, FONTE GRISE, NDA								
	QTY. METRIC (KG) QUANT. METRIQUE (KG)	(KG)	5,577,978	3,869,625	4,944,721	4,605,662	-6		
	QTY. IMPERIAL (CWT) QUANT. IMPERIALE (QTL)	(CWT) (QTL)	122,974	85,752	109,013	101,538	-6		
	VALUE (\$000) VALEUR (\$000)	(\$000) (\$000)	8,372	5,851	7,578	6,655	-7	UNITED STATES ETATS-UNIS	89
44325-69	CASTINGS, DUCTILE/NODULAR IRON, ROUGH, NES MOULAGES, FER DUCTILE FONTE A GRAPHITE MODUL, BRUTS, NDA								
	QTY. METRIC (KG) QUANT. METRIQUE (KG)	(KG) (KG)	1,931,658	1,509,774	2,844,005	1,993,528	1		
	QTY. IMPERIAL (CWT) QUANT. IMPERIALE (QTL)	(CWT) (QTL)	42,586	33,285	62,700	43,950	1		
	VALUE (\$000) VALEUR (\$000)	(\$000) (\$000)	3,264	2,341	4,459	3,440	2	UNITED STATES ETATS-UNIS	97
44330	MALLEABLE IRON CASTINGS MOULAGES DE FER MALLEABLE								
	QTY. METRIC (TONNE) QUANT. METRIQUE (TONNE)	(TONNE) (TONNE)	2,613	4,843	4,019	1,767	-12		
	QTY. IMPERIAL (TON) QUANT. IMPERIALE (TONNE)	(TON) (TONNE)	2,880	5,339	4,430	1,948	-12		
	VALUE (\$000) VALEUR (\$000)	(\$000) (\$000)	5,568	6,771	6,751	4,569	-6	UNITED STATES ETATS-UNIS	99
44355	PISTON RING CASTINGS, ROUGH BAGUES PISTON COULEES, NON OUVREES								
	QTY. METRIC (TONNE) QUANT. METRIQUE (TONNE)	(TONNE) (TONNE)	80	134	164	161	26		
	QTY. IMPERIAL (TON) QUANT. IMPERIALE (TONNE)	(TON) (TONNE)	88	148	181	177	26		
	VALUE (\$000) VALEUR (\$000)	(\$000) (\$000)	132	225	322	345	37	UNITED STATES ETATS-UNIS	100
44359	STEEL CASTINGS N E S MOULAGES D'ACIER N D A								
	QTY. METRIC (TONNE) QUANT. METRIQUE (TONNE)	(TONNE) (TONNE)	5,972	3,752	5,274	9,319	16		
	QTY. IMPERIAL (TON) QUANT. IMPERIALE (TONNE)	(TON) (TONNE)	6,583	4,136	5,814	10,273	16		
	VALUE (\$000) VALEUR (\$000)	(\$000) (\$000)	20,905	16,202	20,955	30,114	13	UNITED STATES ETATS-UNIS	66
44359-29	STEEL CASTINGS, CARBON STEEL, NES, RGH, UNFIN MOULAGES ACIER AU CARBONE, BRUT, SEMI-FINIS, NDA								
	QTY. METRIC (KG) QUANT. METRIQUE (KG)	(KG) (KG)	2,025,415	888,855	1,829,613	3,073,435	15		
	QTY. IMPERIAL (CWT) QUANT. IMPERIALE (QTL)	(CWT) (QTL)	44,653	19,596	35,927	67,758	15		
	VALUE (\$000) VALEUR (\$000)	(\$000) (\$000)	4,011	2,334	4,094	7,120	21	UNITED STATES ETATS-UNIS	84
44359-30	STEEL CASTINGS, STAINLESS STEEL, ROUGH, UNFIN MOULAGES ACIER INOXYDABLE, BRUTES, SEMI-FINIS								
	QTY. METRIC (KG) QUANT. METRIQUE (KG)	(KG) (KG)	829,979	603,456	638,882	922,602	4		
	QTY. IMPERIAL (CWT) QUANT. IMPERIALE (QTL)	(CWT) (QTL)	18,298	13,304	14,085	20,340	4		

SEE EXPLANATORY NOTES / VOIR NOTES EXPLICATIVES



## IMPORT DATA TRENDS - TENDANCES DES DONNEES SUR L'IMPORTATION

## SECTION 2 - FABRICATED MATERIALS, INEDIBLE

## SECTION 2 - MATIERES TRAVAILLEES, NON COMESTIBLES

CODE	COMMODITY MARCHANDISE	1982	1983	1984	AVE. ANNUAL GROWTH RATE (%) 1982-1985 TAUX DE CROISSANCE ANNUEL MOYEN		MAJOR COUNTRY OF EXPORT - SHARE OF IMPORT MARKET (%) 1985 PAYS EXPORTATEUR PRINCIPAL - PART DU MARCHE DES IMPORTATIONS	
					1985	ANNUAL MOYEN		
44359-30	STEEL CASTINGS, STAINLESS STEEL, ROUGH, UNFIN MOULAGES ACIER INDOXYDABLE, BRUTES, SEMI-FINIS			(CONT-D) (SUITE)				
	VALUE (\$000) VALEUR (\$000)	3,628	4,067	4,427	6,566	22	UNITED STATES ETATS-UNIS	71
44399	STEEL FORGINGS PIECES FORGEES D'ACIER							
	QTY. METRIC (TONNE) QUANT. METRIQUE (TONNE)	5,846	7,285	6,541	6,696	5		
	QTY. IMPERIAL (TON) QUANT. IMPERIALE (TONNE)	6,444	8,030	7,210	7,381	5		
	VALUE (\$000) VALEUR (\$000)	23,569	24,969	21,569	21,243	-3	UNITED STATES ETATS-UNIS	76
44399-29	STEEL FORGINGS, CLOSED DIE RGH & UNFIN ESTAMPES, AC, FORGEES, BRUTES ET SEMI-FINIES, NDA							
	QTY. METRIC (KG) QUANT. METRIQUE (KG)	1,163,458	1,562,890	1,283,750	2,383,434	27		
	QTY. IMPERIAL (CWT) QUANT. IMPERIALE (QTL)	25,650	34,456	28,302	52,546	27		
	VALUE (\$000) VALEUR (\$000)	3,200	4,069	3,488	3,890	7	UNITED STATES ETATS-UNIS	64
44399-39	STEEL FORGINGS, CLOSED DIE RGH & UNFIN ESTAMPES, ACIER ALLIE, FORGEES BRUTES SEMI-FINIES NDA							
	QTY. METRIC (KG) QUANT. METRIQUE (KG)	1,545,472	1,044,028	931,765	942,605	-15		
	QTY. IMPERIAL (CWT) QUANT. IMPERIALE (QTL)	34,072	23,017	20,542	20,781	-15		
	VALUE (\$000) VALEUR (\$000)	9,298	7,368	5,626	6,133	-13	UNITED STATES ETATS-UNIS	79
44399-60	STEEL FORGINGS, MOLD STEEL, ROUGH & UNFIN ESTAMPES, ACIER DE MOULAGE, FORGEES, BRUTES, SEMI-FINIES							
	QTY. METRIC (KG) QUANT. METRIQUE (KG)	913,984	1,396,740	1,739,926	1,691,981	23		
	QTY. IMPERIAL (CWT) QUANT. IMPERIALE (QTL)	20,150	30,793	38,359	37,302	23		
	VALUE (\$000) VALEUR (\$000)	2,330	3,036	4,484	4,744	27	UNITED STATES ETATS-UNIS	75
44403	BARS, CARBON TOOL STEEL BARRES, ACIER CARBURE A OUTILS							
	QTY. METRIC (TONNE) QUANT. METRIQUE (TONNE)	299	108	282	187	-14		
	QTY. IMPERIAL (TON) QUANT. IMPERIALE (TONNE)	330	119	311	206	-15		
	VALUE (\$000) VALEUR (\$000)	353	110	352	326	-3	UNITED STATES ETATS-UNIS	51
44405	CONCRETE REINF BARS CARBON STEEL HR BARRES POUR BETON ACIER CARB. CHAUD							
	QTY. METRIC (TONNE) QUANT. METRIQUE (TONNE)	10,695	9,960	5,855	12,035	4		
	QTY. IMPERIAL (TON) QUANT. IMPERIALE (TONNE)	11,789	10,979	6,454	13,266	4		
	VALUE (\$000) VALEUR (\$000)	4,536	3,943	2,627	4,257	-2	BRAZIL BRESIL	36

## IMPORT DATA TRENDS - TENDANCES DES DONNEES SUR L'IMPORTATION

## SECTION 2 - FABRICATED MATERIALS, INEDIBLE

## SECTION 2 - MATIERES TRAVAILLEES, NON COMESTIBLES

CODE	COMMODITY MARCHANDISE	1982	1983	1984	AVE. ANNUAL GROWTH RATE (%) 1982-1985		MAJOR COUNTRY OF EXPORT - SHARE OF IMPORT MARKET (%) 1985	
					1985	ANNUEL MOYEN	PAYS EXPORTATEUR PRINCIPAL - PART DU MARCHE DES IMPORTATIONS	
44405-20	CONCRETE REINFORCING BARS, CS, HR, DEFORMED BARRES D'ARMATURE DE BETON, AC LAM. A CHAUD DEFORME							
	QTY. METRIC (KG) QUANT. METRIQUE (KG)	8,240,324	8,614,354	4,839,216	11,243,045	11		
	QTY. IMPERIAL (CWT) QUANT. IMPERIALE (QTL)	181,669	189,915	106,687	247,868	11		
	VALUE (\$000) VALEUR (\$000)	3,595	3,438	2,230	3,926	3	BRAZIL BRESIL	39
44406	FLAT BARS, CARBON STEEL, HR N E S BARRES PLATES ACIER CARB. CHAUD NDA							
	QTY. METRIC (TONNE) QUANT. METRIQUE (TONNE)	7,276	15,598	18,392	17,972	35		
	QTY. IMPERIAL (TON) QUANT. IMPERIALE (TONNE)	8,021	17,194	20,274	19,811	35		
	VALUE (\$000) VALEUR (\$000)	4,190	6,741	8,693	8,377	26	UNITED STATES ETATS-UNIS	71
44406-29	FLAT BARS, CS, NES, HR, 3" & LESS IN WIDTH BARRES PLATES, AC, NDA, LAM. A CHAUD, 3 PD ET MNS LGE							
	QTY. METRIC (KG) QUANT. METRIQUE (KG)	3,823,083	9,112,805	10,789,434	12,814,054	49		
	QTY. IMPERIAL (CWT) QUANT. IMPERIALE (QTL)	84,285	200,904	238,088	282,509	49		
	VALUE (\$000) VALEUR (\$000)	2,040	3,801	4,640	5,575	39	UNITED STATES ETATS-UNIS	66
44407	BARS, CARBON STEEL, HR ROUND N E S BARRES RONDES ACIER CARB. CHAUD NDA							
	QTY. METRIC (TONNE) QUANT. METRIQUE (TONNE)	12,941	24,289	36,391	26,291	26		
	QTY. IMPERIAL (TON) QUANT. IMPERIALE (TONNE)	14,265	28,774	40,114	28,981	26		
	VALUE (\$000) VALEUR (\$000)	7,662	13,509	19,265	13,740	21	UNITED STATES ETATS-UNIS	54
44407-29	BARS, CS, NES, HR, ROUNDS, 3" OR LESS IN DIA BARRES RONDES, AC, LAMINE A CHAUD NDA, DIA 3" & <							
	QTY. METRIC (KG) QUANT. METRIQUE (KG)	9,109,302	21,409,493	30,708,633	18,627,535	27		
	QTY. IMPERIAL (CWT) QUANT. IMPERIALE (QTL)	200,840	472,001	677,013	410,669	27		
	VALUE (\$000) VALEUR (\$000)	5,605	11,892	16,390	9,633	20	UNITED STATES ETATS-UNIS	55
44407-39	BARS, CS, NES, HR, ROUNDS, OVER 3" IN DIA BARRES RONDES AC, LAM A CHAUD, NDA, DIA DE PLUS DE 3"							
	QTY. METRIC (KG) QUANT. METRIQUE (KG)	3,093,076	2,698,225	4,620,767	6,721,024	29		
	QTY. IMPERIAL (CWT) QUANT. IMPERIALE (QTL)	68,191	59,486	101,871	148,174	29		
	VALUE (\$000) VALEUR (\$000)	1,690	1,489	2,397	3,611	29	UNITED STATES ETATS-UNIS	45
44409	BARS, CARBON STEEL, HOT ROLLED NES BARRES, ACIER CARBURE, CHAUD N D A							
	QTY. METRIC (TONNE) QUANT. METRIQUE (TONNE)	12,609	11,597	13,448	6,920	-18		
	QTY. IMPERIAL (TON) QUANT. IMPERIALE (TONNE)	13,899	12,784	14,824	7,628	-18		

SEE EXPLANATORY NOTES / VOIR NOTES EXPLICATIVES

## IMPORT DATA TRENDS - TENDANCES DES DONNEES SUR L'IMPORTATION

## SECTION 2 - FABRICATED MATERIALS, INEDIBLE

## SECTION 2 - MATIERES TRAVAILLEES, NON COMESTIBLES

CODE	COMMODITY MARCHANDISE	1982	1983	1984	AVE. ANNUAL GROWTH RATE (%) 1982-1985 TAUX DE CROISSANCE ANNUEL MOYEN		MAJOR COUNTRY OF EXPORT - SHARE OF IMPORT MARKET (%) 1985 PAYS EXPORTATEUR PRINCIPAL - PART DU MARCHE DES IMPORTATIONS	
					1985	ANNUEL MOYEN		
44409	BARS, CARBON STEEL, HOT ROLLED NES BARRES, ACIER CARBURE, CHAUD N D A			(CONT-D) (SUITE)				
	VALUE (\$000) VALEUR (\$000)	8,508	7,920	8,183	3,606	-25	UNITED KINGDOM ROYAUME-UNI	45
44421	BARS, HIGH SPEED STEEL BARRES D'ACIER RAPIDE							
	QTY. METRIC (TONNE) QUANT. METRIQUE (TONNE)	311	272	759	836	39		
	QTY. IMPERIAL (TON) QUANT. IMPERIALE (TONNE)	343	300	837	922	39		
	VALUE (\$000) VALEUR (\$000)	2,831	2,762	6,249	7,266	37	UNITED STATES ETATS-UNIS	33
44423	BARS, ALLOY TOOL STEEL BARRES, ACIER ALLIE A OUTILS RAPIDE							
	QTY. METRIC (TONNE) QUANT. METRIQUE (TONNE)	3,019	2,707	3,776	4,899	17		
	QTY. IMPERIAL (TON) QUANT. IMPERIALE (TONNE)	3,328	2,984	4,162	5,400	17		
	VALUE (\$000) VALEUR (\$000)	7,780	7,597	10,111	12,358	17	SWEDEN SUEDE	26
44425	BARS, STAINLESS STEEL, HOT ROLLED BARRES, ACIER INOXYD LAMINEES CHAUD							
	QTY. METRIC (TONNE) QUANT. METRIQUE (TONNE)	1,589	1,609	2,869	3,396	29		
	QTY. IMPERIAL (TON) QUANT. IMPERIALE (TONNE)	1,752	1,774	3,163	3,743	29		
	VALUE (\$000) VALEUR (\$000)	5,455	5,450	9,077	10,639	25	UNITED STATES ETATS-UNIS	42
44425-79	BARS, STAINLESS STEEL, NES, HR. ROUNDS BARRES RONDES ACIER INOXYDABLE, LAMINE A CHAUD NDA							
	QTY. METRIC (KG) QUANT. METRIQUE (KG)	367,000	401,064	599,011	1,361,677	54		
	QTY. IMPERIAL (CWT) QUANT. IMPERIALE (QTL)	8,091	8,842	13,206	30,020	54		
	VALUE (\$000) VALEUR (\$000)	1,109	1,146	1,703	3,648	48	KOREA, SOUTH COREE DU SUD	29
44427	FLAT BARS, ALLOY STEEL, HR N E S BARRES PLATES ACIER ALLIE CHAUD NDA							
	QTY. METRIC (TONNE) QUANT. METRIQUE (TONNE)	25,937	38,834	38,069	22,240	-5		
	QTY. IMPERIAL (TON) QUANT. IMPERIALE (TONNE)	28,591	42,807	41,964	24,515	-5		
	VALUE (\$000) VALEUR (\$000)	14,372	20,281	20,262	13,759	-1	UNITED STATES ETATS-UNIS	92
44429	BARS, ALLOY STEEL, HOT ROLLED, NES BARRES, ACIER ALLIE, LAM. CHAUD NDA							
	QTY. METRIC (TONNE) QUANT. METRIQUE (TONNE)	20,783	21,671	32,207	21,256	1		
	QTY. IMPERIAL (TON) QUANT. IMPERIALE (TONNE)	22,909	23,888	35,502	23,431	1		

## IMPORT DATA TRENDS - TENDANCES DES DONNEES SUR L'IMPORTATION

## SECTION 2 - FABRICATED MATERIALS, INEDIBLE

## SECTION 2 - MATIERES TRAVAILLEES, NON COMESTIBLES

CODE	COMMODITY MARCHANDISE	1982	1983	1984	AVE. ANNUAL GROWTH RATE (%) 1982-1985 TAUX DE CROISSANCE ANNUEL MOYEN		MAJOR COUNTRY OF EXPORT - SHARE OF IMPORT MARKET (%) 1985 PAYS EXPORTATEUR PRINCIPAL - PART DU MARCHE DES IMPORTATIONS		
					1985	1985			
44429	BARS, ALLOY STEEL, HOT ROLLED, NES BARRES, ACIER ALLIE, LAM. CHAUD NDA			(CONT-D) (SUITE)					
	VALUE (\$000) VALEUR (\$000)	20,013	16,599	23,759	19,535	-1	UNITED STATES ETATS-UNIS	43	
44429-49	BARS, ALLOY STEEL, NES, HOT ROLLED, ROUNDS BARRES RONDES, ACIER ALLIE, LAM A CHAUD NDA								
	QTY. METRIC (KG) QUANT. METRIQUE (KG)	16,783,646	14,250,573	26,816,105	15,045,852	-3			
	QTY. IMPERIAL (CWT) QUANT. IMPERIALE (QTL)	370,018	314,173	591,197	331,706	-3			
	VALUE (\$000) VALEUR (\$000)	15,209	9,900	18,499	13,183	-4	UNITED STATES ETATS-UNIS	40	
44450	WIRE RODS, STEEL, HOT ROLLED TIGES METAL. D'ACIER LAMINEES CHAUD								
	QTY. METRIC (TONNE) QUANT. METRIQUE (TONNE)	112,856	137,206	231,770	223,223	25			
	QTY. IMPERIAL (TON) QUANT. IMPERIALE (TONNE)	124,403	151,244	255,484	246,062	25			
	VALUE (\$000) VALEUR (\$000)	51,078	57,160	103,058	99,221	24	FRANCE FRANCE	31	
44450-29	WIRE RODS, CARBON STEEL, NES, HOT ROLLED TIGES METALLIQUES ACIER AU CARBONE, LAMINE A CHAUD NDA								
	QTY. METRIC (TONNE) QUANT. METRIQUE (TONNE)	108,819	132,279	221,178	213,029	25			
	QTY. IMPERIAL (TON) QUANT. IMPERIALE (TONNE)	119,953	145,813	243,808	234,826	25			
	VALUE (\$000) VALEUR (\$000)	43,247	48,312	85,030	83,452	24	FRANCE FRANCE	30	
44450-35	WIRE RODS, STAINLESS STEEL, HOT ROLLED TIGES METALLIQUES, ACIER INOXYDABLE, LAMINE A CHAUD								
	QTY. METRIC (TONNE) QUANT. METRIQUE (TONNE)	3,007	3,544	6,987	5,785	24			
	QTY. IMPERIAL (TON) QUANT. IMPERIALE (TONNE)	3,315	3,907	7,702	6,377	24			
	VALUE (\$000) VALEUR (\$000)	7,068	8,039	15,895	12,994	22	FRANCE FRANCE	36	
44460	BARS, CARBON STEEL, COLD FINISH NES BARRES, ACIER CARB FINIES FROID NDA								
	QTY. METRIC (TONNE) QUANT. METRIQUE (TONNE)	5,338	7,422	11,835	14,569	39			
	QTY. IMPERIAL (TON) QUANT. IMPERIALE (TONNE)	5,884	8,181	13,046	16,060	39			
	VALUE (\$000) VALEUR (\$000)	4,777	6,013	10,211	12,009	35	UNITED STATES ETATS-UNIS	45	
44460-29	BARS, CS, NES, COLD DRAWN/COLD FIN, FLATS BARRES PLATES, ACIER AU CARBONE ETIRE/FINI A FROID, NDA								
	QTY. METRIC (KG) QUANT. METRIQUE (KG)	1,190,220	1,366,304	2,222,319	3,216,543	39			
	QTY. IMPERIAL (CWT) QUANT. IMPERIALE (QTL)	26,240	30,122	48,994	70,913	39			
	VALUE (\$000) VALEUR (\$000)	1,139	1,296	2,000	3,259	41	UNITED KINGDOM ROYAUME-UNI	47	
44460-59	BARS, CS, NES, COLD DRAWN/COLD FIN, ROUNDS BARRES RONDES ACIER AU CARBONE ETIRE/FINI A FROID NDA								
	QTY. METRIC (KG) QUANT. METRIQUE (KG)	2,549,357	3,665,098	6,549,658	8,476,010	49			

SEE EXPLANATORY NOTES / VOIR NOTES EXPLICATIVES

## IMPORT DATA TRENDS - TENDANCES DES DONNEES SUR L'IMPORTATION

## SECTION 2 - FABRICATED MATERIALS, INEDIBLE

## SECTION 2 - MATIERES TRAVAILLEES, NON COMESTIBLES

CODE	COMMODITY MARCHANDISE	1982	1983	1984	AVE. ANNUAL GROWTH RATE (%) 1982-1985 TAUX DE CROISSANCE ANNUEL MOYEN		MAJOR COUNTRY OF EXPORT - SHARE OF IMPORT MARKET (%) 1985 PAYS EXPORTATEUR PRINCIPAL - PART DU MARCHE DES IMPORTATIONS	
					1985	ANNUEL MOYEN		
44460-59	BARS, CS, NES, COLD DRAWN/COLD FIN, ROUNDS BARRES RONDES ACIER AU CARBONE ETIRE/FINI A FROID NDA			(CONT-D) (SUITE)				
	QTY. IMPERIAL (CWT) QUANT. IMPERIALE (QTL)	56,204	80,802	144,396	186,865	49		
	VALUE (\$000) VALEUR (\$000)	2,281	2,879	5,499	6,342	40	UNITED STATES ETATS-UNIS	41
44485	BARS, STAINLESS STEEL, COLD FINISH BARRES, ACIER INOXYD FINIES A FROID							
	QTY. METRIC (TONNE) QUANT. METRIQUE (TONNE)	1,009	1,223	1,962	2,916	42		
	QTY. IMPERIAL (TON) QUANT. IMPERIALE (TONNE)	1,112	1,348	2,163	3,214	42		
	VALUE (\$000) VALEUR (\$000)	4,018	4,424	6,613	9,379	32	UNITED STATES ETATS-UNIS	57
44490	BARS, ALLOY STEEL, COLD FINISH NES BARRES ACIER ALLIE FINIES FROID NDA							
	QTY. METRIC (TONNE) QUANT. METRIQUE (TONNE)	1,520	2,018	2,110	2,192	13		
	QTY. IMPERIAL (TDN) QUANT. IMPERIALE (TONNE)	1,675	2,225	2,326	2,416	13		
	VALUE (\$000) VALEUR (\$000)	2,297	2,845	3,718	4,069	21	UNITED STATES ETATS-UNIS	79
44499	BARS & RODS, STEEL, FABRICATED NES BARRES TIGES ACIER, TRAVAILLEES NDA							
	QTY. METRIC (TONNE) QUANT. METRIQUE (TONNE)	3,444	2,760	5,401	5,093	14		
	QTY. IMPERIAL (TDN) QUANT. IMPERIALE (TONNE)	3,736	3,042	5,954	5,614	14		
	VALUE (\$000) VALEUR (\$000)	5,197	4,968	7,215	7,424	13	UNITED STATES ETATS-UNIS	88
44502	PLATES CARB STEEL 60 IN OR LESS NES TOLES ACIER CARB 60 PD OU MOINS NDA							
	QTY. METRIC (TONNE) QUANT. METRIQUE (TONNE)	39,556	29,707	35,492	57,790	13		
	QTY. IMPERIAL (TON) QUANT. IMPERIALE (TONNE)	43,603	32,746	39,123	63,703	13		
	VALUE (\$000) VALEUR (\$000)	16,067	11,081	16,376	28,106	20	UNITED STATES ETATS-UNIS	65
44502-79	PLATES, CS, NES, 60" WIDE & LESS, IN CDILS TOLES EN ROULEAUX ACIER AU CARBONE, 60 PD & < DE LGE NDA							
	QTY. METRIC (KG) QUANT. METRIQUE (KG)	17,262,139	16,846,423	14,073,764	31,503,640	22		
	QTY. IMPERIAL (CWT) QUANT. IMPERIALE (QTL)	380,567	371,402	310,275	694,540	22		
	VALUE (\$000) VALEUR (\$000)	6,074	5,665	5,420	14,363	33	UNITED STATES ETATS-UNIS	72
44503	PLATES CARB STEEL DV 60 TO 100 NES TOLES ACIER CARB PLUS DE 60-100 PD.							
	QTY. METRIC (TONNE) QUANT. METRIQUE (TONNE)	106,732	64,473	92,483	98,458	-3		

## IMPORT DATA TRENDS - TENDANCES DES DONNEES SUR L'IMPORTATION

## SECTION 2 - FABRICATED MATERIALS, INEDIBLE

## SECTION 2 - MATIERES TRAVAILLEES, NON COMESTIBLES

CODE	COMMODITY MARCHANDISE	1982	1983	1984	AVE. ANNUAL GROWTH RATE (%) 1982-1985 TAUX DE CROISSANCE 1985 ANNUEL MOYEN		MAJOR COUNTRY OF EXPORT - SHARE OF IMPORT MARKET (%) 1985 PAYS EXPORTATEUR PRINCIPAL - PART DU MARCHE DES IMPORTATIONS	
44503	PLATES CARB STEEL OV 60 TO 100 NES TOLES ACIER CARB PLUS DE 60-100 PD.			(CONT-D) (SUITE)				
	QTY. IMPERIAL (TON) QUANT. IMPERIALE (TONNE)	117,653	71,070	101,946	108,532	-3		
	VALUE (\$000) VALEUR (\$000)	47,530	26,431	40,066	39,979	-6	BELGIUM-LUXEMB BELGIQUE-LUX.	24
44504	PLATES CARBON STEEL OV 100 IN. NES TOLES ACIER CARBURE PLUS DE 100 PD.							
	QTY. METRIC (TONNE) QUANT. METRIQUE (TONNE)	21,076	9,836	14,930	11,102	-19		
	QTY. IMPERIAL (TON) QUANT. IMPERIALE (TONNE)	23,232	10,842	16,458	12,238	-19		
	VALUE (\$000) VALEUR (\$000)	10,828	4,836	6,653	5,721	-19	BELGIUM-LUXEMB BELGIQUE-LUX.	29
44508	PLATES CARBON STEEL FLOOR PATTERNED TOLES, ACIER CARBURE POUR PLANCHERS							
	QTY. METRIC (TONNE) QUANT. METRIQUE (TONNE)	6,133	9,998	12,388	9,942	17		
	QTY. IMPERIAL (TON) QUANT. IMPERIALE (TONNE)	6,760	11,021	13,655	10,959	17		
	VALUE (\$000) VALEUR (\$000)	2,438	3,597	4,672	3,592	14	AUSTRIA AUTRICHE	39
44513	PLATES, STAINLESS STEEL TOLES D'ACIER INOXYDABLE							
	QTY. METRIC (TONNE) QUANT. METRIQUE (TONNE)	8,452	7,851	10,046	21,699	37		
	QTY. IMPERIAL (TON) QUANT. IMPERIALE (TONNE)	9,317	8,654	11,074	23,919	37		
	VALUE (\$000) VALEUR (\$000)	23,419	18,311	24,181	53,073	31	SWEDEN SUEDE	28
44513-35	PLATES, SS, 3/16" & HVY, > 10"-72" WIDE, CUT TOLES, AI, 3/16" & PLUS, > 10" A 72" DE LGE, COUPEES							
	QTY. METRIC (KG) QUANT. METRIQUE (KG)	3,375,707	2,383,898	2,311,404	5,491,070	17		
	QTY. IMPERIAL (CWT) QUANT. IMPERIALE (QTL)	74,422	52,556	50,958	121,058	17		
	VALUE (\$000) VALEUR (\$000)	9,451	6,052	6,197	13,754	13	UNITED STATES ETATS-UNIS	25
44513-40	PLATES, SS, 3/16" & HVY, > 72" WIDE, CUT LGTH TOLES, AI, 3/16" ET PLUS, > 72" DE LGE, LONG COUP							
	QTY. METRIC (KG) QUANT. METRIQUE (KG)	4,644,081	4,565,565	7,264,834	14,444,301	45		
	QTY. IMPERIAL (CWT) QUANT. IMPERIALE (QTL)	102,385	100,654	160,163	318,444	45		
	VALUE (\$000) VALEUR (\$000)	12,944	10,660	16,875	35,416	39	SWEDEN SUEDE	35
44513-60	PLATES, STAINLESS STEEL, IN COILS TOLES, ACIER INOXYDABLE, EN ROULEAUX							
	QTY. METRIC (KG) QUANT. METRIQUE (KG)	295,695	818,957	249,520	1,538,350	72		
	QTY. IMPERIAL (CWT) QUANT. IMPERIALE (QTL)	6,519	18,055	5,501	33,915	72		
	VALUE (\$000) VALEUR (\$000)	644	1,386	519	3,337	72	FRANCE FRANCE	61

SEE EXPLANATORY NOTES / VOIR NOTES EXPLICATIVES

## IMPORT DATA TRENDS - TENDANCES DES DONNÉES SUR L'IMPORTATION

## SECTION 2 - FABRICATED MATERIALS, INEDIBLE

## SECTION 2 - MATIÈRES TRAVAILLÉES, NON COMESTIBLES

CODE	COMMODITY MARCHANDISE	1982	1983	1984	AVE. ANNUAL GROWTH RATE (%) 1982-1985 TAUX DE CROISSANCE 1985 ANNUEL MOYEN		MAJOR COUNTRY OF EXPORT - SHARE OF IMPORT MARKET (%) 1985 PAYS EXPORTATEUR PRINCIPAL - PART DU MARCHÉ DES IMPORTATIONS	
					1985	ANNUEL MOYEN		
44516	PLATES, ALLOY STEEL N E S TOLES D'ACIER ALLIE N D A							
	QTY. METRIC (TONNE) QUANT. METRIQUE (TONNE)	20,872	14,577	25,471	32,396	16		
	QTY. IMPERIAL (TON) QUANT. IMPERIALE (TONNE)	23,008	16,068	28,077	35,711	16		
	VALUE (\$000) VALEUR (\$000)	23,216	19,559	29,455	34,782	14	UNITED STATES ETATS-UNIS	46
44516-65	PLATES, HSLA STEEL > 60"-100" WIDE CUT LENGTH TOLES, ACIER HSLA, > 60 A 100" DE LGE, LONG COUP							
	QTY. METRIC (KG) QUANT. METRIQUE (KG)	6,244,392	2,788,036	4,795,172	6,725,288	3		
	QTY. IMPERIAL (CWT) QUANT. IMPERIALE (QTL)	137,666	61,466	105,716	148,268	3		
	VALUE (\$000) VALEUR (\$000)	5,467	2,624	4,374	4,869	-4	JAPAN JAPON	46
44518	PLATES, STEEL, FLANGED OR DISHED TOLES D'ACIER, BORDEES OU EMBOUTIES							
	QTY. METRIC (TONNE) QUANT. METRIQUE (TONNE)	3,234	1,637	1,490	1,731	-18		
	QTY. IMPERIAL (TON) QUANT. IMPERIALE (TONNE)	3,565	1,804	1,643	1,908	-18		
	VALUE (\$000) VALEUR (\$000)	7,415	3,935	3,566	4,234	-17	UNITED STATES ETATS-UNIS	86
44519	PLATES STEEL FABRICATED OR COATED TOLES ACIER TRAVAILLEES RECOUV. NDA							
	QTY. METRIC (TONNE) QUANT. METRIQUE (TONNE)	4,850	3,193	4,268	4,971	1		
	QTY. IMPERIAL (TON) QUANT. IMPERIALE (TONNE)	5,346	3,520	4,705	5,480	1		
	VALUE (\$000) VALEUR (\$000)	8,320	8,510	9,559	11,962	13	UNITED STATES ETATS-UNIS	90
44520	PLATE AND SHEET, STAINLESS CLAD TOLES FEUILLES RECOUV. ACIER INOXYD							
	QTY. METRIC (TONNE) QUANT. METRIQUE (TONNE)	1,631	1,217	1,873	2,366	13		
	QTY. IMPERIAL (TON) QUANT. IMPERIALE (TONNE)	1,798	1,342	2,065	2,608	13		
	VALUE (\$000) VALEUR (\$000)	5,526	4,374	7,442	12,582	31	UNITED STATES ETATS-UNIS	88
44520-70	STRIPS, METAL, EXC CS, CLAD W/STAINLESS STEEL BANDES SAUF ACIER AU CARBONE PLAQUE EN ACIER INOXYDABLE							
	QTY. METRIC (KG) QUANT. METRIQUE (KG)	102,375	175,811	346,452	1,193,395	125		
	QTY. IMPERIAL (CWT) QUANT. IMPERIALE (QTL)	2,257	3,876	7,638	26,310	125		
	VALUE (\$000) VALEUR (\$000)	537	983	2,136	8,924	153	UNITED STATES ETATS-UNIS	100
44522	PLATE, SHEET OR STRIP, FOR SAWS TOLES, FEUILLES, POUR FAB. DE SCIES							
	QTY. METRIC (TONNE) QUANT. METRIQUE (TONNE)	2,227	2,693	3,474	2,733	7		

SEE EXPLANATORY NOTES / VOIR NOTES EXPLICATIVES

## IMPORT DATA TRENDS - TENDANCES DES DONNEES SUR L'IMPORTATION

## SECTION 2 - FABRICATED MATERIALS, INEDIBLE

## SECTION 2 - MATIERES TRAVAILLEES, NON COMESTIBLES

CODE	COMMODITY MARCHANDISE	1982	1983	1984	AVE. ANNUAL GROWTH RATE (%) 1982-1985		MAJOR COUNTRY OF EXPORT - SHARE OF IMPORT MARKET (%) 1985	
					1985 ANNUAL MOYEN	TAUX DE CROISSANCE	PAYS EXPORTATEUR PRINCIPAL - PART DU MARCHE DES IMPORTATIONS	
44522	PLATE, SHEET OR STRIP, FDR SAWS TOLES, FEUILLES, POUR FAB. DE SCIES			(CDNT-D) (SUITE)				
	QTY. IMPERIAL (TON) QUANT. IMPERIALE (TONNE)	2,455	2,969	3,830	3,013	7		
	VALUE (\$000) VALEUR (\$000)	4,658	6,250	8,988	7,437	17	UNITED STATES ETATS-UNIS	54
44522-45	STRIPS, ALLOY STEEL, FDR SAWS BANDES ACIER ALLIE POUR SCIES							
	QTY. METRIC (KG) QUANT. METRIQUE (KG)	1,213,580	1,663,768	1,982,642	1,445,365	6		
	QTY. IMPERIAL (CWT) QUANT. IMPERIALE (QTL)	26,755	36,680	43,710	31,865	6		
	VALUE (\$000) VALEUR (\$000)	2,556	3,243	4,411	3,593	12	UNITED STATES ETATS-UNIS	66
44531	STRIP, CS. HR. UP TO 12 INCHES NES FEUILLARD CARB CHAUD 12 & MOINS NDA							
	QTY. METRIC (TONNE) QUANT. METRIQUE (TONNE)	19,684	7,944	9,656	18,607	-2		
	QTY. IMPERIAL (TON) QUANT. IMPERIALE (TONNE)	21,698	8,757	10,644	20,511	-2		
	VALUE (\$000) VALEUR (\$000)	8,919	4,552	6,595	11,478	9	UNITED STATES ETATS-UNIS	94
44532	SHEET, CS. HR. DV 12 UND 24 IN. NES FEUILLES CHAUD PLUS 12 MOINS 24 NDA							
	QTY. METRIC (TONNE) QUANT. METRIQUE (TONNE)	16,966	4,015	4,233	8,296	-21		
	QTY. IMPERIAL (TON) QUANT. IMPERIALE (TONNE)	18,702	4,426	4,666	9,145	-21		
	VALUE (\$000) VALEUR (\$000)	6,776	1,848	1,982	4,206	-15	UNITED STATES ETATS-UNIS	79
44533	SHEET CARBON STEEL HR 24-51 IN. NES FEUILLES CARBURE CHAUD 24-51 PO NDA							
	QTY. METRIC (TONNE) QUANT. METRIQUE (TONNE)	41,655	71,244	100,196	327,645	98		
	QTY. IMPERIAL (TON) QUANT. IMPERIALE (TONNE)	45,917	78,533	110,448	361,169	98		
	VALUE (\$000) VALEUR (\$000)	18,475	28,450	40,610	149,877	100	UNITED STATES ETATS-UNIS	84
44533-40	SKELP, SHEET, CS. HR, 24" TO 51" WIDE SKELP FEUILLES AC LAM A CHAUD 24 A 51" LGE							
	QTY. METRIC (KG) QUANT. METRIQUE (KG)	6,623,639	8,967,021	13,512,083	11,290,127	19		
	QTY. IMPERIAL (CWT) QUANT. IMPERIALE (QTL)	146,027	197,690	297,892	248,906	19		
	VALUE (\$000) VALEUR (\$000)	2,370	2,959	4,072	3,569	15	UNITED KINGDOM ROYAUME-UNI	53
44534	SHEETS, CS. HR. OVER 51 INCHES NES FEUILLES CARB CHAUD PLUS 51 PO. NDA							
	QTY. METRIC (TONNE) QUANT. METRIQUE (TONNE)	15,955	48,426	34,465	44,182	40		
	QTY. IMPERIAL (TON) QUANT. IMPERIALE (TONNE)	17,588	53,381	37,991	48,703	40		

SEE EXPLANATORY NOTES / VOIR NOTES EXPLICATIVES



## IMPORT DATA TRENDS - TENDANCES DES DONNEES SUR L'IMPORTATION

## SECTION 2 - FABRICATED MATERIALS, INEDIBLE

## SECTION 2 - MATIERES TRAVAILLEES, NON COMESTIBLES

CODE	COMMODITY MARCHANDISE	1982	1983	1984	AVE. ANNUAL GROWTH RATE (%) 1982-1985 TAUX DE CROISSANCE 1985 ANNUEL MOYEN		MAJDR COUNTRY OF EXPORT - SHARE OF IMPORT MARKET (%) 1985 PAYS EXPORTATEUR PRINCIPAL - PART DU MARCHE DES IMPORTATIONS	
					1985	ANNUEL MOYEN		
44534	SHEETS, CS, HR, OVER 51 INCHES NES FEUILLES CARB CHAUD PLUS 51 PO. NDA			(CONT-D) (SUITE)				
	VALUE (\$000) VALEUR (\$000)	6,164	18,602	13,520	18,390	43	UNITED STATES ETATS-UNIS	66
44536	SHEET CARB STEEL CR UND 24 IN. NES FEUILLES CARB FROID MOINS 24 PO NDA							
	QTY. METRIC (TONNE) QUANT. METRIQUE (TONNE)	12,805	24,091	22,693	27,254	28		
	QTY. IMPERIAL (TON) QUANT. IMPERIALE (TONNE)	14,115	26,556	25,015	30,042	28		
	VALUE (\$000) VALEUR (\$000)	15,963	25,620	29,170	31,771	25	UNITED STATES ETATS-UNIS	89
44536-25	SPRING STEEL EXC SAW STEEL CS CR TEMPERED ACIER A RESSORT. SF ACIER A SCIES AC LAM A FROID REVENU							
	QTY. METRIC (KG) QUANT. METRIQUE (KG)	660,518	868,217	1,899,907	2,070,412	46		
	QTY. IMPERIAL (CWT) QUANT. IMPERIALE (QTL)	14,562	19,141	41,886	45,645	46		
	VALUE (\$000) VALEUR (\$000)	1,602	1,966	4,149	3,655	31	UNITED STATES ETATS-UNIS	53
44536-79	STRIPS, CS, CR NES, 12" WIDE & LESS BANDES AC LAMINE A FROID 12" & < DE LARGE NDA							
	QTY. METRIC (KG) QUANT. METRIQUE (KG)	9,914,389	18,824,303	16,163,589	18,644,454	23		
	QTY. IMPERIAL (CWT) QUANT. IMPERIALE (QTL)	218,576	415,007	356,348	411,042	23		
	VALUE (\$000) VALEUR (\$000)	12,345	19,795	20,039	21,322	20	UNITED STATES ETATS-UNIS	94
44537	SHEET CARBON STEEL CR 24-51 IN. NES FEUILLES CARBURE FROID 24-51 PO NDA							
	QTY. METRIC (TONNE) QUANT. METRIQUE (TONNE)	40,810	44,719	92,970	110,093	39		
	QTY. IMPERIAL (TON) QUANT. IMPERIALE (TONNE)	44,986	49,295	102,482	121,357	39		
	VALUE (\$000) VALEUR (\$000)	19,506	21,361	41,642	50,235	37	UNITED STATES ETATS-UNIS	30
44537-40	SKELP, SHEET, CS, CR, 24" TO 51" WIDE SKELP FEUILLES AC LAM A FR 24" A 51" DE LARGE							
	QTY. METRIC (KG) QUANT. METRIQUE (KG)	6,086,860	6,698,889	9,271,561	11,128,105	22		
	QTY. IMPERIAL (CWT) QUANT. IMPERIALE (QTL)	134,193	147,686	204,404	245,334	22		
	VALUE (\$000) VALEUR (\$000)	2,660	2,749	3,964	4,617	20	UNITED KINGDOM ROYAUME-UNI	53
44538	SHEET CARBON STEEL CR DV 51 IN. NES FEUILLES CARB FROID PLUS 51 PO. NDA							
	QTY. METRIC (TONNE) QUANT. METRIQUE (TONNE)	5,625	4,319	10,523	10,495	23		
	QTY. IMPERIAL (TON) QUANT. IMPERIALE (TONNE)	6,201	4,761	11,600	11,569	23		
	VALUE (\$000) VALEUR (\$000)	2,930	2,420	5,394	6,485	30	UNITED STATES ETATS-UNIS	73

## IMPORT DATA TRENDS - TENDANCES DES DONNEES SUR L'IMPORTATION

## SECTION 2 - FABRICATED MATERIALS, INEDIBLE

## SECTION 2 - MATIERES TRAVAILLEES, NON COMESTIBLES

CODE	COMMODITY MARCHANDISE	1982	1983	1984	AVE. ANNUAL GROWTH RATE (%) 1982-1985 TAUX DE CROISSANCE ANNUEL MOYEN		MAJOR COUNTRY OF EXPORT - SHARE OF IMPORT MARKET (%) 1985 PAYS EXPORTATEUR PRINCIPAL - PART DU MARCHE DES IMPORTATIONS	
					1985	ANNUEL MOYEN		
44542	SHEET STEEL FOR PORCELAIN ENAMELLNG FEUILLES CARB. EMAILLAGE PDRCELAINÉ							
	QTY. METRIC (TONNE) QUANT. METRIQUE (TONNE)	53	32	2	0	-100		
	QTY. IMPERIAL (TON) QUANT. IMPERIALE (TONNE)	58	35	2	0	-100		
	VALUE (\$000) VALEUR (\$000)	38	22	1	0	-100		
44551	SHEET & STRIP CARBON STEEL TINPLATE FEUILLES ACIER CARB RECOUV. D'ETAIN							
	QTY. METRIC (TONNE) QUANT. METRIQUE (TONNE)	4,386	2,200	2,163	534	-50		
	QTY. IMPERIAL (TON) QUANT. IMPERIALE (TONNE)	4,835	2,425	2,384	589	-50		
	VALUE (\$000) VALEUR (\$000)	3,959	2,148	1,975	613	-47	UNITED STATES ETATS-UNIS	94
44555	SHEET & STRIP CARB STEEL GALVANIZED FEUILLES ACIER CARB RECOUV. DE ZINC							
	QTY. METRIC (TONNE) QUANT. METRIQUE (TONNE)	62,251	53,736	71,186	111,110	21		
	QTY. IMPERIAL (TON) QUANT. IMPERIALE (TONNE)	68,620	59,234	78,470	122,478	21		
	VALUE (\$000) VALEUR (\$000)	37,496	32,186	45,341	68,283	22	UNITED STATES ETATS-UNIS	22
44555-50	WASTERS OR SECONDS, GALVANIZED STEEL ACIER GALVANISE, DE REBUTS OU DE DEUXIEME QUALITE							
	QTY. METRIC (KG) QUANT. METRIQUE (KG)	38,238	974,856	1,477,252	8,350,002	491		
	QTY. IMPERIAL (CWT) QUANT. IMPERIALE (QTL)	843	21,492	32,568	184,087	491		
	VALUE (\$000) VALEUR (\$000)	10	301	430	3,314	582	SOUTH AFRICA AFRIQUE DU SUD	82
44559	SHEET & STRIP CARB STEEL TERNEPLATE FEUILLES ACIER CARBURE TOLE PLOMBEE							
	QTY. METRIC (TONNE) QUANT. METRIQUE (TONNE)	12,746	18,445	18,350	17,066	10		
	QTY. IMPERIAL (TON) QUANT. IMPERIALE (TONNE)	14,050	20,332	20,228	18,812	10		
	VALUE (\$000) VALEUR (\$000)	10,034	15,693	16,524	16,139	17	UNITED STATES ETATS-UNIS	82
44559-40	SHEETS, CS. O/T BLACK PLATE, LEAD/TIN CTD FEUILLES AC A/Q TOLES NOIRES, REVET DE PLOMB ET D'ETAIN							
	QTY. METRIC (KG) QUANT. METRIQUE (KG)	8,686,611	16,948,889	16,635,368	15,791,328	22		
	QTY. IMPERIAL (CWT) QUANT. IMPERIALE (QTL)	191,508	373,661	366,749	348,141	22		
	VALUE (\$000) VALEUR (\$000)	7,058	14,569	15,083	15,070	29	UNITED STATES ETATS-UNIS	83
44561	SHEET & STRIP, CS. ALUMINUM COATED FEUILLES CARBURE RECOUV D'ALUMINIUM							
	QTY. METRIC (TONNE) QUANT. METRIQUE (TONNE)	17,919	30,175	32,923	30,068	19		

SEE EXPLANATORY NOTES / VOIR NOTES EXPLICATIVES

## IMPORT DATA TRENDS - TENDANCES DES DONNEES SUR L'IMPORTATION

## SECTION 2 - FABRICATED MATERIALS, INEDIBLE

## SECTION 2 - MATIERES TRAVAILLEES, NON COMESTIBLES

CODE	COMMODITY MARCHANDISE	1982	1983	1984	AVE. ANNUAL GROWTH RATE (%) 1982-1985 TAUX DE CROISSANCE ANNUEL MOYEN		MAJOR COUNTRY OF EXPORT - SHARE OF IMPORT MARKET (%) 1985 PAYS EXPORTATEUR PRINCIPAL - PART DU MARCHE DES IMPORTATIONS	
					1985	ANNUEL MOYEN		
44561	SHEET & STRIP, CS, ALUMINUM COATED FEUILLES CARBURE RECOUV D'ALUMINIUM			(CONT-D) (SUITE)				
	QTY. IMPERIAL (TON) QUANT. IMPERIALE (TONNE)	19,752	33,262	36,292	33,144	19		
	VALUE (\$000) VALEUR (\$000)	14,920	25,578	28,015	26,491	21	UNITED STATES ETATS-UNIS	78
44562	SHEET CARBON STEEL METAL-COATED NES FEUILLES ACIER CARB RECOUV DE METAL							
	QTY. METRIC (TONNE) QUANT. METRIQUE (TONNE)	6,354	6,497	5,069	5,634	-4		
	QTY. IMPERIAL (TON) QUANT. IMPERIALE (TONNE)	7,004	7,162	5,588	6,211	-4		
	VALUE (\$000) VALEUR (\$000)	7,724	9,225	8,693	10,453	10	UNITED STATES ETATS-UNIS	93
44562-20	SHEET/STRIP, CS COPPER/COPPER ALLOY COATED FEUILLES/BANDES AC COUVERTE DE CUIVRE ET D'ALLI DE CUIVRE							
	QTY. METRIC (KG) QUANT. METRIQUE (KG)	3,238,406	3,996,173	3,715,628	4,687,399	13		
	QTY. IMPERIAL (CWT) QUANT. IMPERIALE (QTL)	71,395	88,101	81,916	103,340	13		
	VALUE (\$000) VALEUR (\$000)	4,548	6,246	6,466	8,818	24	UNITED STATES ETATS-UNIS	98
44563	SHEET & STRIP CARB STEEL COATED NES FEUILLES, ACIER CARBURE RECDUV. NDA							
	QTY. METRIC (TONNE) QUANT. METRIQUE (TONNE)	3,466	5,170	8,367	17,248	70		
	QTY. IMPERIAL (TON) QUANT. IMPERIALE (TONNE)	3,821	5,699	9,223	19,013	70		
	VALUE (\$000) VALEUR (\$000)	4,355	5,781	9,614	19,305	63	UNITED STATES ETATS-UNIS	51
44563-50	SHEET/STRIP, CS GALV PAINT NOT FURTHER FAB'D FEUILLES/BANDES AC. GALV, PEINTES NON TRAV							
	QTY. METRIC (KG) QUANT. METRIQUE (KG)	907,361	3,159,753	5,299,927	10,065,071	121		
	QTY. IMPERIAL (CWT) QUANT. IMPERIALE (QTL)	20,004	69,661	116,844	221,898	121		
	VALUE (\$000) VALEUR (\$000)	755	2,784	4,888	9,511	131	JAPAN JAPON	64
44580	SHEET SS HR 60" < 17 GAUGE & THIN FEUILLES AI CHAUD 60" < 17 J & MINCE							
	QTY. METRIC (TONNE) QUANT. METRIQUE (TONNE)	581	1,029	478	954	18		
	QTY. IMPERIAL (TON) QUANT. IMPERIALE (TONNE)	640	1,134	527	1,052	18		
	VALUE (\$000) VALEUR (\$000)	915	1,815	1,010	1,892	27	UNITED STATES ETATS-UNIS	72
44581	SHEET SS HR 60" < 8 TO 16 GAUGE FEUILLES AI CHAUD 60" < 8 A 16 JAUGE							
	QTY. METRIC (TONNE) QUANT. METRIQUE (TONNE)	1,156	1,031	490	492	-24		
	QTY. IMPERIAL (TON) QUANT. IMPERIALE (TONNE)	1,274	1,136	540	542	-24		

SEE EXPLANATORY NOTES / VOIR NOTES EXPLICATIVES

## IMPORT DATA TRENDS - TENDANCES DES DONNEES SUR L'IMPORTATION

## SECTION 2 - FABRICATED MATERIALS, INEDIBLE

## SECTION 2 - MATIERES TRAVAILLEES, NON COMESTIBLES

CODE	COMMODITY MARCHANDISE	1982	1983	1984	AVE. ANNUAL GROWTH RATE (%) 1982-1985 TAUX DE CROISSANCE ANNUEL MOYEN		MAJOR COUNTRY OF EXPORT - SHARE OF IMPORT MARKET (%) 1985 PAYS EXPORTATEUR PRINCIPAL - PART DU MARCHE DES IMPORTATIONS	
					1985	ANNUEL MOYEN		
44581	SHEET SS HR 60" < 8 TO 16 GAUGE FEUILLES AI CHAUD 60" < 8 A 16 GAUGE			(CONT-D) (SUITE)				
	VALUE (\$000) VALEUR (\$000)	2,391	2,000	777	907	-27	UNITED STATES ETATS-UNIS	70
44583	SHEET STAINLESS HR OVER 60 IN. WIDE FEUILLES INOXYD CHAUD PLUS DE 60 PO							
	QTY. METRIC (TONNE) QUANT. METRIQUE (TONNE)	330	165	114	116	-28		
	QTY. IMPERIAL (TON) QUANT. IMPERIALE (TONNE)	364	182	126	128	-29		
	VALUE (\$000) VALEUR (\$000)	836	355	239	202	-38	UNITED STATES ETATS-UNIS	72
44585	SHEET STAINLESS CR 18 IN. OR LESS FEUILLES INOXYD FROID 18 PO & MOINS							
	QTY. METRIC (TONNE) QUANT. METRIQUE (TONNE)	3,935	7,628	9,067	10,644	39		
	QTY. IMPERIAL (TON) QUANT. IMPERIALE (TONNE)	4,338	8,408	9,995	11,733	39		
	VALUE (\$000) VALEUR (\$000)	11,854	20,455	25,978	29,944	36	UNITED STATES ETATS-UNIS	50
44585-15	STRIPS, SS 300 SRS CR TO 18" WIDE < .013" THK BANDES AI SERIE 300, LAM A FR 18" < LGE < .013" EPAIS							
	QTY. METRIC (KG) QUANT. METRIQUE (KG)	392,174	532,333	869,078	1,461,286	54		
	QTY. IMPERIAL (CWT) QUANT. IMPERIALE (QTL)	8,646	11,736	19,160	32,216	54		
	VALUE (\$000) VALEUR (\$000)	1,742	2,126	3,820	4,777	39	UNITED STATES ETATS-UNIS	62
44585-35	STRIPS, SS 300 SRS CR TO 18" WIDE .013" & THK BANDES AI SERIE 300, LAM A FR 18" & < LGE .013" > EPAIS							
	QTY. METRIC (KG) QUANT. METRIQUE (KG)	859,508	2,674,911	2,652,141	3,772,689	63		
	QTY. IMPERIAL (CWT) QUANT. IMPERIALE (QTL)	18,949	58,972	58,470	83,174	63		
	VALUE (\$000) VALEUR (\$000)	2,838	7,512	7,391	10,793	55	UNITED STATES ETATS-UNIS	48
44585-45	STRIPS, SS O/T 300 SRS CR TO 18", .013" & THK BANDES AI A/Q SERIE 300 LAM A FR 18" & < LGE .013" & >							
	QTY. METRIC (KG) QUANT. METRIQUE (KG)	2,190,568	3,534,010	4,207,818	4,460,060	27		
	QTY. IMPERIAL (CWT) QUANT. IMPERIALE (QTL)	48,294	77,912	92,767	98,328	27		
	VALUE (\$000) VALEUR (\$000)	5,830	8,351	10,473	10,925	23	UNITED STATES ETATS-UNIS	46
44586	SHEET SS CR >18-49.2125" 22 GAUGE &< FEUILLES AI FR >18-49.2125" 22 J &<							
	QTY. METRIC (TONNE) QUANT. METRIQUE (TONNE)	3,231	6,661	8,999	7,941	35		
	QTY. IMPERIAL (TON) QUANT. IMPERIALE (TONNE)	3,562	7,343	9,920	8,753	35		
	VALUE (\$000) VALEUR (\$000)	7,357	14,049	18,158	17,757	34	UNITED STATES ETATS-UNIS	32

SEE EXPLANATORY NOTES / VOIR NOTES EXPLICATIVES

## IMPORT DATA TRENDS - TENDANCES DES DONNEES SUR L'IMPORTATION

## SECTION 2 - FABRICATED MATERIALS, INEOIBLE

## SECTION 2 - MATIERES TRAVAILLEES, NON COMESTIBLES

CODE	COMMOOITY MARCHANDISE		1982	1983	1984	AVE. ANNUAL GROWTH RATE (%) 1982-1985 TAUX DE CROISSANCE 1985 ANNUEL MOYEN		MAJOR COUNTRY OF EXPORT - SHARE OF IMPORT MARKET (%) 1985 PAYS EXPORTATEUR PRINCIPAL - PART DU MARCHE DES IMPORTATIONS	
44586-23	SHEETS, SS 300 SRS CR>18-49.2125" 22GA & THN FEUILLES, AI SER 300 LAM A FR >18 -49.2125 CAL 22 & <								
	QTY. METRIC (KG)	QUANT. METRIQUE (KG)	1,395,424	2,612,905	3,497,043	5,318,473	55		
	QTY. IMPERIAL (CWT)	QUANT. IMPERIALE (QTL)	30,764	57,605	77,097	117,253	55		
	VALUE (\$000)	VALEUR (\$000)	3,932	6,396	8,181	13,022	48	UNITED STATES ETATS-UNIS	41
44586-30	SHEETS, SS D/T 300 SRS CR>18-49.2125" 22GATHN FEUILLES, AI A/Q SER 300 LAM A FR > 18-49.2125" CAL 22 & <								
	QTY. METRIC (KG)	QUANT. METRIQUE (KG)	1,235,352	2,570,404	3,837,961	2,138,541	20		
	QTY. IMPERIAL (CWT)	QUANT. IMPERIALE (QTL)	27,235	56,668	84,613	47,147	20		
	VALUE (\$000)	VALEUR (\$000)	2,186	4,732	6,692	3,644	18	GERMANY WEST ALLEMAGNE, O.	52
44587	SHEET SS CR >18-49.2125" 8-22 GAUGE FEUILLES AI FR >18-49.2125" 8-22 J								
	QTY. METRIC (TONNE)	QUANT. METRIQUE (TONNE)	13,687	14,734	16,148	23,346	19		
	QTY. IMPERIAL (TON)	QUANT. IMPERIALE (TONNE)	15,087	16,242	17,800	25,735	19		
	VALUE (\$000)	VALEUR (\$000)	27,241	28,402	33,034	48,693	21	UNITED STATES ETATS-UNIS	34
44587-15	SHEETS, SS 300 SRS CR>18-49.2125" 8 TO 12 GA FEUILLES, AI SER 300 LAM A FR > 18-49.2125 " CAL 8 A 12								
	QTY. METRIC (KG)	QUANT. METRIQUE (KG)	1,906,212	1,825,246	2,694,687	4,553,771	33		
	QTY. IMPERIAL (CWT)	QUANT. IMPERIALE (QTL)	42,025	40,240	59,408	100,394	33		
	VALUE (\$000)	VALEUR (\$000)	4,695	3,935	5,930	9,972	28	BELGIUM-LUXEMB BELGIQUE-LUX.	22
44587-35	SHEETS, SS 300 SRS CR>18-49.2125" 13 TO 21GA FEUILLES, AI SER 300 LAM. A FR > 18-49.2125" CAL. 13 A 21								
	QTY. METRIC (KG)	QUANT. METRIQUE (KG)	3,259,316	5,022,920	5,428,293	9,034,832	40		
	QTY. IMPERIAL (CWT)	QUANT. IMPERIALE (QTL)	71,856	110,737	119,674	199,185	40		
	VALUE (\$000)	VALEUR (\$000)	7,811	10,617	11,595	19,667	36	UNITED STATES ETATS-UNIS	23
44587-45	SHEETS, SS D/T 300 SRS CR>18-49.2125" 13-21GA FEUILLES AI A/Q SER 300 LAM A FR >18-49.2125" CAL 13 A21								
	QTY. METRIC (KG)	QUANT. METRIQUE (KG)	7,108,662	6,407,049	5,402,710	6,981,294	-1		
	QTY. IMPERIAL (CWT)	QUANT. IMPERIALE (QTL)	156,720	141,252	119,110	153,912	-1		
	VALUE (\$000)	VALEUR (\$000)	11,533	10,571	9,548	12,921	4	UNITED STATES ETATS-UNIS	77
44589	SHEET SS CR >49.2125" IN WIOTH FEUILLES AI FROID >49.2125" LARGEUR								
	QTY. METRIC (TONNE)	QUANT. METRIQUE (TONNE)	1,420	1,512	3,093	3,953	40		
	QTY. IMPERIAL (TON)	QUANT. IMPERIALE (TONNE)	1,565	1,667	3,410	4,358	40		

## IMPORT DATA TRENDS - TENDANCES DES DONNÉES SUR L'IMPORTATION

## SECTION 2 - FABRICATED MATERIALS, INEDIBLE

## SECTION 2 - MATIÈRES TRAVAILLÉES, NON COMESTIBLES

CODE	COMMODITY MARCHANDISE	1982	1983	1984	AVE. ANNUAL GROWTH RATE (%) 1982-1985		MAJOR COUNTRY OF EXPORT - SHARE OF IMPORT MARKET (%) 1985	
					1985	ANNUEL MOYEN	PAYS EXPORTATEUR PRINCIPAL - PART DU MARCHÉ DES IMPORTATIONS	
44589	SHEET SS CR >49.2125" IN WIDTH FEUILLES AI FROIO >49.2125" LARGEUR			(CONT-O) (SUITE)				
	VALUE (\$000) VALEUR (\$000)	3,407	3,332	7,163	9,202	39	SWEDEN SUEDE	47
44589-20	SHEETS, SS 300 SRS CR>49.2125" WIDE FEUILLES, AI SERIE 300, LAM A FROIO, > 49.2125" LGE							
	QTY. METRIC (KG) QUANT. METRIQUE (KG)	900,240	1,090,521	2,319,251	3,250,789	53		
	QTY. IMPERIAL (CWT) QUANT. IMPERIALE (QTL)	19,847	24,042	51,131	71,668	53		
	VALUE (\$000) VALEUR (\$000)	2,120	2,354	5,177	7,407	51	SWEDEN SUEDE	48
44592	SHEET AND STRIP, SILICON STEEL FEUILLES FEUILLARDS, ACIER SILICIUM							
	QTY. METRIC (TONNE) QUANT. METRIQUE (TONNE)	6,443	6,944	13,328	16,561	37		
	QTY. IMPERIAL (TON) QUANT. IMPERIALE (TONNE)	7,102	7,655	14,692	18,255	37		
	VALUE (\$000) VALEUR (\$000)	10,086	10,361	19,136	23,519	32	UNITED STATES ETATS-UNIS	34
44592-60	SHEET/STRIP, SILICON STEEL, TRANSFORMER TYPE FEUILLES/BANDES ACIER AU SILICIUM CATEG TOLE PR TRANSF							
	QTY. METRIC (KG) QUANT. METRIQUE (KG)	5,970,560	5,560,741	10,835,358	13,811,634	32		
	QTY. IMPERIAL (CWT) QUANT. IMPERIALE (QTL)	131,629	122,594	238,880	304,496	32		
	VALUE (\$000) VALEUR (\$000)	9,345	8,491	16,425	20,064	29	UNITED STATES ETATS-UNIS	26
44593	SHEET & STRIP, HSLA STEEL, HR FEUILLES, ACIER HSLA, CHAUD							
	QTY. METRIC (TONNE) QUANT. METRIQUE (TONNE)	6,606	4,227	4,391	5,080	-8		
	QTY. IMPERIAL (TON) QUANT. IMPERIALE (TONNE)	7,282	4,660	4,840	5,600	-8		
	VALUE (\$000) VALEUR (\$000)	4,380	2,447	4,327	4,982	4	UNITED STATES ETATS-UNIS	92
44595-55	SHEET/STRIP, EXC SKELP HSLA STEEL, HOT ROLLED FEUILLES/BANDES SF SKELP ACIER HSLA, LAMINE A CHAUD							
	QTY. METRIC (KG) QUANT. METRIQUE (KG)	6,582,453	4,140,415	4,089,252	4,890,426	-9		
	QTY. IMPERIAL (CWT) QUANT. IMPERIALE (QTL)	145,119	91,281	90,131	107,816	-9		
	VALUE (\$000) VALEUR (\$000)	4,367	2,405	4,180	4,890	4	UNITED STATES ETATS-UNIS	92
44594	SHEET & STRIP, HSLA STEEL, CR FEUILLES, ACIER HSLA, FROIO							
	QTY. METRIC (TONNE) QUANT. METRIQUE (TONNE)	1,672	1,178	865	351	-40		
	QTY. IMPERIAL (TON) QUANT. IMPERIALE (TONNE)	1,843	1,299	954	387	-40		
	VALUE (\$000) VALEUR (\$000)	1,351	718	650	315	-38	UNITED STATES ETATS-UNIS	79

## IMPORT DATA TRENDS - TENDANCES DES DONNEES SUR L'IMPORTATION

## SECTION 2 - FABRICATED MATERIALS, INEDIBLE

## SECTION 2 - MATIERES TRAVAILLEES, NON COMESTIBLES

CODE	COMMODITY MARCHANDISE	1982	1983	1984	AVE. ANNUAL GROWTH RATE (%) 1982-1985		MAJOR COUNTRY OF EXPORT - SHARE OF IMPORT MARKET (%) 1985	
					1985	ANNUEL MOYEN	PAYS EXPORTATEUR PRINCIPAL - PART DU MARCHE DES IMPORTATIONS	
44595	SHEET AND STRIP, ALLOY STEEL N E S FEUILLES FEUILLARDS ACIER ALLIE NDA							
	QTY. METRIC (TONNE) QUANT. METRIQUE (TONNE)	18,699	16,562	18,401	16,063	-5		
	QTY. IMPERIAL (TON) QUANT. IMPERIALE (TONNE)	20,612	18,257	20,284	17,706	-5		
	VALUE (\$000) VALEUR (\$000)	17,642	18,150	23,346	22,768	9	UNITED STATES ETATS-UNIS	86
44595-79	SHEET/STRIP, AS, NES, HOT ROLLED FEUILLES/BANDES, ACIER ALLIE, NDA, LAMINE A CHAUD							
	QTY. METRIC (KG) QUANT. METRIQUE (KG)	6,117,069	6,111,263	5,795,746	6,210,101	1		
	QTY. IMPERIAL (CWT) QUANT. IMPERIALE (QTL)	134,859	134,731	127,775	136,910	1		
	VALUE (\$000) VALEUR (\$000)	4,913	5,944	6,926	8,875	22	UNITED STATES ETATS-UNIS	91
44599	SHEET & STRIP, STEEL FABRICATED NES FEUILLE D'ACIER ONDULEE, OUVREE NDA							
	QTY. METRIC (TONNE) QUANT. METRIQUE (TONNE)	7,106	7,181	9,172	11,337	17		
	QTY. IMPERIAL (TON) QUANT. IMPERIALE (TONNE)	7,833	7,916	10,111	12,497	17		
	VALUE (\$000) VALEUR (\$000)	10,373	10,413	12,097	14,420	11	UNITED STATES ETATS-UNIS	76
44599-50	STRAPPING, STEEL, COATED OR NOT RUBAN ACIER, RECOUVERTS OU NON							
	QTY. METRIC (KG) QUANT. METRIQUE (KG)	1,684,905	2,031,856	2,878,618	5,204,582	45		
	QTY. IMPERIAL (CWT) QUANT. IMPERIALE (QTL)	37,146	44,795	63,463	114,742	45		
	VALUE (\$000) VALEUR (\$000)	1,509	1,923	2,574	4,688	45	UNITED STATES ETATS-UNIS	55
44605	BEARING PILE, CARBON STEEL PALIERS D'ACIER CARBURE							
	QTY. METRIC (TONNE) QUANT. METRIQUE (TONNE)	14,780	3,465	4,516	2,700	-43		
	QTY. IMPERIAL (TON) QUANT. IMPERIALE (TONNE)	16,292	3,819	4,978	2,976	-43		
	VALUE (\$000) VALEUR (\$000)	6,075	1,306	1,652	1,036	-44	BELGIUM-LUXEMB BELGIQUE-LUX.	67
44607	W.F. BEAMS, CARB STEEL OV 25 IN WEB POUTRES SEMELLE LARGE PLUS DE 25 PO							
	QTY. METRIC (TONNE) QUANT. METRIQUE (TONNE)	2,546	2,019	3,345	8,737	50		
	QTY. IMPERIAL (TON) QUANT. IMPERIALE (TONNE)	2,807	2,226	3,687	9,631	50		
	VALUE (\$000) VALEUR (\$000)	1,667	1,168	1,614	4,028	34	UNITED STATES ETATS-UNIS	41
44610	WIDE FLANGE BEAMS CARBON STEEL NES POUTRES A SEMELLE LARGE CARBURE NDA							
	QTY. METRIC (TONNE) QUANT. METRIQUE (TONNE)	37,587	54,527	108,615	91,502	34		

SEE EXPLANATORY NOTES / VOIR NOTES EXPLICATIVES

## IMPORT DATA TRENDS - TENDANCES DES DONNEES SUR L'IMPORTATION

## SECTION 2 - FABRICATED MATERIALS, INEDIBLE

## SECTION 2 - MATIERES TRAVAILLEES, NON COMESTIBLES

CODE	COMMODITY MARCHANDISE	1982	1983	1984	AVE. ANNUAL GROWTH RATE (%) 1982-1985 TAUX DE CROISSANCE 1985 ANNUEL MOYEN		MAJOR COUNTRY OF EXPORT - SHARE OF IMPORT MARKET (%) 1985 PAYS EXPORTATEUR PRINCIPAL - PART DU MARCHE DES IMPORTATIONS	
44610	WIDE FLANGE BEAMS CARBON STEEL NES POUTRES A SEMELLE LARGE CARBURE NDA			(CONT-D) (SUITE)				
	QTY. IMPERIAL (TON) QUANT. IMPERIALE (TONNE)	41,433	60,106	119,728	100,864	34		
	VALUE (\$000) VALEUR (\$000)	16,572	20,926	41,595	36,091	29	BELGIUM-LUXEMB BELGIQUE-LUX.	38
44610-20	BEAMS, WF, CS, ROLLED, UP TO & INCLUDING 12" POUTRES A SEMELLE LGE, AC LAM, 12" ET MOINS							
	QTY. METRIC (TONNE) QUANT. METRIQUE (TONNE)	26,090	40,308	81,906	55,321	28		
	QTY. IMPERIAL (TON) QUANT. IMPERIALE (TONNE)	28,760	44,432	90,286	60,981	28		
	VALUE (\$000) VALEUR (\$000)	10,909	15,026	30,708	20,373	23	BELGIUM-LUXEMB BELGIQUE-LUX.	34
44610-25	BEAMS, WF, CS, ROLLED, 14" WEB, 200 LB & OVER POUTRES A SEMELLE LGE, AC LAM, AME DE 14" 200 LIV & >							
	QTY. METRIC (TONNE) QUANT. METRIQUE (TONNE)	346	682	1,910	10,143	205		
	QTY. IMPERIAL (TON) QUANT. IMPERIALE (TONNE)	381	752	2,105	11,181	205		
	VALUE (\$000) VALEUR (\$000)	218	346	911	4,948	180	BELGIUM-LUXEMB BELGIQUE-LUX.	60
44610-27	BEAMS, WF, CS, ROLLED, OVER 14 TO 25" INCL POUTRES A SEM LGE AC LAM > 14" A 25" INCL							
	QTY. METRIC (TONNE) QUANT. METRIQUE (TONNE)	7,087	10,865	18,300	18,481	37		
	QTY. IMPERIAL (TON) QUANT. IMPERIALE (TONNE)	7,812	11,977	20,172	20,372	37		
	VALUE (\$000) VALEUR (\$000)	3,616	4,456	7,385	7,746	29	BELGIUM-LUXEMB BELGIQUE-LUX.	31
44611	CHANNELS, CARBON STEEL, LARGE SIZES PROFILES U ACIER CARBURE, GR. DIM.							
	QTY. METRIC (TONNE) QUANT. METRIQUE (TONNE)	9,111	10,904	16,493	16,207	21		
	QTY. IMPERIAL (TON) QUANT. IMPERIALE (TONNE)	10,043	12,020	18,180	17,855	21		
	VALUE (\$000) VALEUR (\$000)	4,576	4,823	7,127	6,684	13	BELGIUM-LUXEMB BELGIQUE-LUX.	50
44611-20	CHANNELS, AMERICAN STANDARD, CS, OV 6" DEPTH FER EN U ACIER AU CARB, NDRMAUX PLUS DE 6" DE PROFOND							
	QTY. METRIC (KG) QUANT. METRIQUE (KG)	4,708,536	5,809,218	11,000,011	12,519,855	38		
	QTY. IMPERIAL (CWT) QUANT. IMPERIALE (QTL)	103,806	128,072	242,510	276,017	38		
	VALUE (\$000) VALEUR (\$000)	1,924	2,289	3,977	4,377	31	BELGIUM-LUXEMB BELGIQUE-LUX.	64
44613	ANGLES, CARBON STEEL, LARGE SIZES CORNIERES, ACIER CARBURE GRANDES							
	QTY. METRIC (TONNE) QUANT. METRIQUE (TONNE)	1,349	1,639	2,317	2,893	29		
	QTY. IMPERIAL (TON) QUANT. IMPERIALE (TONNE)	1,487	1,807	2,554	3,189	29		
	VALUE (\$000) VALEUR (\$000)	786	736	1,113	1,263	17	UNITED STATES ETATS-UNIS	46

SEE EXPLANATORY NOTES / VOIR NOTES EXPLICATIVES



## IMPORT DATA TRENDS - TENDANCES DES DONNEES SUR L'IMPORTATION

## SECTION 2 - FABRICATED MATERIALS, INEDIBLE

## SECTION 2 - MATIERES TRAVAILLEES, NON COMESTIBLES

CODE	COMMODITY MARCHANDISE	1982	1983	1984	AVE. ANNUAL GROWTH RATE (%) 1982-1985		MAJOR COUNTRY OF EXPORT - SHARE OF IMPDRT MARKET (%) 1985	
					1985 ANNUAL MOYEN	TAUX DE CROISSANCE	PAYS EXPORTATEUR PRINCIPAL - PART DU MARCHE DES IMPORTATIONS	
44615	STRUCT SHAPES STEEL LARGE SIZES NES PROFILES DE CONSTR CARB GRANDES NDA							
	QTY. METRIC (TONNE) QUANT. METRIQUE (TONNE)	3,484	8,382	8,618	8,601	35		
	QTY. IMPERIAL (TON) QUANT. IMPERIALE (TONNE)	3,841	9,240	9,500	9,481	35		
	VALUE (\$000) VALEUR (\$000)	1,653	3,339	3,353	3,294	25	BELGIUM-LUXEMB BELGIQUE-LUX.	47
44616	CHANNELS, CS, INTERMEDIATE SIZES PRFILES U ACIER CARBURE, MOY. DIM.							
	QTY. METRIC (TONNE) QUANT. METRIQUE (TONNE)	725	2,879	2,923	1,701	33		
	QTY. IMPERIAL (TON) QUANT. IMPERIALE (TONNE)	799	3,174	3,222	1,875	33		
	VALUE (\$000) VALEUR (\$000)	388	1,217	1,259	872	31	UNITED STATES ETATS-UNIS	59
44618	ANGLES, CS, INTERMEDIATE SIZES CORNIERES, ACIER CARBURE, MOYENNES							
	QTY. METRIC (TONNE) QUANT. METRIQUE (TONNE)	3,054	3,822	3,603	4,538	14		
	QTY. IMPERIAL (TON) QUANT. IMPERIALE (TONNE)	3,366	4,213	3,972	5,002	14		
	VALUE (\$000) VALEUR (\$000)	1,276	1,357	1,460	1,891	14	UNITED STATES ETATS-UNIS	45
44620	STRUCT SHAPES, CS, INTERMEDIATE NES PROFILES CONSTR. CARB. MOYENNES NDA							
	QTY. METRIC (TONNE) QUANT. METRIQUE (TONNE)	4,453	9,876	17,846	20,146	65		
	QTY. IMPERIAL (TON) QUANT. IMPERIALE (TONNE)	4,909	10,886	19,672	22,207	65		
	VALUE (\$000) VALEUR (\$000)	3,152	4,142	7,657	8,562	39	BELGIUM-LUXEMB BELGIQUE-LUX.	78
44620-20	BEAMS, I, AMERICAN STANDARD, CS, 3 TO 6" INCL POUTRE I, AC, NORMALISEE 3" A 6" INCL D'EPaisseur							
	QTY. METRIC (KG) QUANT. METRIQUE (KG)	1,837,538	9,132,944	16,674,603	19,013,722	116		
	QTY. IMPERIAL (CWT) QUANT. IMPERIALE (QTL)	40,511	201,348	367,614	419,183	116		
	VALUE (\$000) VALEUR (\$000)	863	3,695	7,178	7,964	108	BELGIUM-LUXEMB BELGIQUE-LUX.	80
44630	STRUCT SHAPES, CS, BAR SIZE N E S PROFILES CONSTR DIMENS DE BARRE NDA							
	QTY. METRIC (TONNE) QUANT. METRIQUE (TONNE)	6,159	16,368	11,858	12,712	27		
	QTY. IMPERIAL (TON) QUANT. IMPERIALE (TONNE)	6,789	18,043	13,082	14,013	27		
	VALUE (\$000) VALEUR (\$000)	2,478	6,029	4,675	5,177	28	UNITED STATES ETATS-UNIS	80
44630-60	ANGLES, CS, BELOW 3", EQUAL LEGS CORNIERES AC < 3" AILES EGALLES							
	QTY. METRIC (KG) QUANT. METRIQUE (KG)	5,225,493	13,837,897	8,866,188	10,279,211	25		

SEE EXPLANATORY NOTES / VOIR NOTES EXPLICATIVES

## IMPORT DATA TRENDS - TENDANCES DES DONNEES SUR L'IMPORTATION

## SECTION 2 - FABRICATED MATERIALS, INEDIBLE

## SECTION 2 - MATIERES TRAVAILLEES, NON COMESTIBLES

CODE	COMMODITY MARCHANDISE	1982	1983	1984	AVE. ANNUAL GROWTH RATE (%) 1982-1985 TAUX DE CROISSANCE 1985 ANNUEL MOYEN		MAJOR COUNTRY OF EXPORT - SHARE OF IMPORT MARKET (%) 1985 PAYS EXPORTATEUR PRINCIPAL - PART DU MARCHE DES IMPORTATIONS	
44630-60	ANGLES, CS, BELOW 3", EQUAL LEGS CORNIERES AC < 3" AILES EGALES			(CONT-D) (SUITE)				
	QTY. IMPERIAL (CWT) QUANT. IMPERIALE (QTL)	115,203	305,075	195,467	226,619	25		
	VALUE (\$000) VALEUR (\$000)	2,000	4,948	3,430	4,079	27	UNITED STATES ETATS-UNIS	92
44640	SECTIONS, SPECIAL, CS, BAR SIZE PROFILES SPECIALES, AC, EN BARRES							
	QTY. METRIC (TONNE) QUANT. METRIQUE (TONNE)	2,094	3,780	3,992	3,874	23		
	QTY. IMPERIAL (TON) QUANT. IMPERIALE (TONNE)	2,308	4,167	4,401	4,270	23		
	VALUE (\$000) VALEUR (\$000)	1,558	2,808	2,586	2,464	16	UNITED KINGDOM ROYAUME-UNI	87
44645	SECTIONS, SPECIAL, NES, CS PROFILES SPECIALES NDA, AC							
	QTY. METRIC (TONNE) QUANT. METRIQUE (TONNE)	8,125	12,176	20,447	12,480	15		
	QTY. IMPERIAL (TON) QUANT. IMPERIALE (TONNE)	8,956	13,422	22,539	13,757	15		
	VALUE (\$000) VALEUR (\$000)	5,667	8,155	13,385	7,854	11	UNITED KINGDOM ROYAUME-UNI	76
44502-30	WHEEL RIM BASE SECTIONS, CS, OVER 8" WIDE SECTIONS DE JANTE DE ROUE AC PLUS DE 8" DE LGE							
	QTY. METRIC (KG) QUANT. METRIQUE (KG)	8,030,675	12,098,334	18,868,210	11,404,296	12		
	QTY. IMPERIAL (CWT) QUANT. IMPERIALE (QTL)	177,047	266,724	415,975	251,423	12		
	VALUE (\$000) VALEUR (\$000)	5,613	8,124	12,042	7,051	8	UNITED KINGDOM ROYAUME-UNI	85
44650	STRUCTURAL SHAPES, ALLOY STEEL NES PROFILES DE CONSTR. ACIER ALLIE NDA							
	QTY. METRIC (TONNE) QUANT. METRIQUE (TONNE)	15,459	19,950	19,471	35,025	31		
	QTY. IMPERIAL (TON) QUANT. IMPERIALE (TONNE)	17,041	21,991	21,463	38,609	31		
	VALUE (\$000) VALEUR (\$000)	13,235	13,375	14,173	24,790	23	UNITED STATES ETATS-UNIS	62
44650-29	ANGLES, AS NES OR SS, NOT FURTHER FABRICATED CORNIERES AA OU AI NDA NON USINEES							
	QTY. METRIC (KG) QUANT. METRIQUE (KG)	1,156,428	1,016,541	921,922	1,729,267	14		
	QTY. IMPERIAL (CWT) QUANT. IMPERIALE (QTL)	25,495	22,411	20,325	38,124	14		
	VALUE (\$000) VALEUR (\$000)	3,122	2,198	2,152	4,441	12	JAPAN JAPON	53
44650-33	BEAMS, WF, HSLA STEEL, DV 25" IN DEPTH OF WEB POUTRES, A SEMELLE LARGE, ACIER HSLA > 25" EPAIS D'AME							
	QTY. METRIC (KG) QUANT. METRIQUE (KG)	2,265,727	2,810,035	1,256,081	5,875,397	37		
	QTY. IMPERIAL (CWT) QUANT. IMPERIALE (QTL)	49,951	61,951	27,692	129,531	37		
	VALUE (\$000) VALEUR (\$000)	1,620	1,460	634	3,569	30	UNITED STATES ETATS-UNIS	90

SEE EXPLANATORY NOTES / VOIR NOTES EXPLICATIVES

## IMPORT DATA TRENDS - TENDANCES DES DONNEES SUR L'IMPORTATION

## SECTION 2 - FABRICATED MATERIALS, INEDIBLE

## SECTION 2 - MATIERES TRAVAILLEES, NON COMESTIBLES

CODE	COMMODITY MARCHANDISE	1982	1983	1984	AVE. ANNUAL GROWTH RATE (%) 1982-1985 TAUX DE CROISSANCE 1985 ANNUEL MOYEN		MAJOR COUNTRY OF EXPORT - SHARE OF IMPORT MARKET (%) 1985 PAYS EXPORTATEUR PRINCIPAL - PART DU MARCHE DES IMPORTATIONS	
44650-35	BEAMS, WF, HSLA STEEL, 25" OR LESS IN DEPTH POUTRES A SEMELLE LARGE, ACIER HSLA, EPAISSEUR 25" & <							
	QTY. METRIC (TONNE) QUANT. METRIQUE (TONNE)	7,207	11,708	11,098	19,000	38		
	QTY. IMPERIAL (TON) QUANT. IMPERIALE (TONNE)	7,944	12,906	12,233	20,944	38		
	VALUE (\$000) VALEUR (\$000)	4,905	6,375	6,330	9,982	27	UNITED STATES ETATS-UNIS	63
44680	STRUCT SHAPES, STEEL FABRICATED NES PROFILES DE CONSTRUCTION OUVRES NDA							
	QTY. METRIC (TONNE) QUANT. METRIQUE (TONNE)	3,814	2,748	2,696	2,893	-9		
	QTY. IMPERIAL (TON) QUANT. IMPERIALE (TONNE)	4,204	3,029	2,972	3,189	-9		
	VALUE (\$000) VALEUR (\$000)	4,589	3,070	2,890	3,170	-12	UNITED STATES ETATS-UNIS	62
44690	SHEET PILING, CARBON STEEL PALPLANCHES D'ACIER AU CARBURE							
	QTY. METRIC (TONNE) QUANT. METRIQUE (TONNE)	7,609	9,589	7,840	8,581	4		
	QTY. IMPERIAL (TON) QUANT. IMPERIALE (TONNE)	8,387	10,570	8,642	9,459	4		
	VALUE (\$000) VALEUR (\$000)	4,147	4,908	3,949	3,972	-1	BELGIUM-LUXEMB BELGIQUE-LUX.	81
44739	RAILWAY RAILS RAILS DE CHEMIN DE FER							
	QTY. METRIC (TONNE) QUANT. METRIQUE (TONNE)	25,720	16,078	26,397	67,460	37		
	QTY. IMPERIAL (TON) QUANT. IMPERIALE (TONNE)	28,352	17,723	29,098	74,362	37		
	VALUE (\$000) VALEUR (\$000)	16,999	9,657	16,806	40,752	33	JAPAN JAPON	58
44739-40	RAILWAY RAILS, I OR S, 100 LB & OVER PER YARD RAILS DE CHEM DE FER, FER/ACIER, > 100 LIV VG LIN							
	QTY. METRIC (KG) QUANT. METRIQUE (KG)	21,533,958	10,498,204	18,137,975	60,954,604	41		
	QTY. IMPERIAL (CWT) QUANT. IMPERIALE (QTL)	474,745	231,447	399,876	1,343,826	41		
	VALUE (\$000) VALEUR (\$000)	14,064	6,775	12,258	36,863	37	JAPAN JAPON	64
44769	FISH PLATES, SPLICE BARS, ETC. ECLISSES, BARRES D'ASSEMBLAGE, ETC							
	QTY. METRIC (TONNE) QUANT. METRIQUE (TONNE)	3,959	2,841	4,602	3,587	-3		
	QTY. IMPERIAL (TON) QUANT. IMPERIALE (TONNE)	4,364	3,132	5,073	3,954	-3		
	VALUE (\$000) VALEUR (\$000)	4,829	5,121	11,113	6,654	11	UNITED STATES ETATS-UNIS	94
44769-30	RAIL JOINTS, ETC, RAILWAY, I OR S JOINTS DE RAILS DE CHEMIN DE FER, ETC., FER/ACIER							
	QTY. METRIC (TONNE) QUANT. METRIQUE (TONNE)	1,446	1,518	1,877	2,098	13		

SEE EXPLANATORY NOTES / VOIR NOTES EXPLICATIVES

## IMPORT DATA TRENDS - TENDANCES DES DONNEES SUR L'IMPORTATION

## SECTION 2 - FABRICATED MATERIALS, INEDIBLE

## SECTION 2 - MATIERES TRAVAILLEES, NON COMESTIBLES

CODE	COMMODITY MARCHANDISE	1982	1983	1984	AVE. ANNUAL GROWTH RATE (%) 1982-1985 TAUX DE CROISSANCE 1985 ANNUEL MOYEN		MAJOR COUNTRY OF EXPORT - SHARE OF IMPORT MARKET (%) 1985 PAYS EXPORTATEUR PRINCIPAL - PART DU MARCHE DES IMPORTATIONS	
44769-30	RAIL JOINTS, ETC. RAILWAY, I OR S JOINTS DE RAILS DE CHEMIN DE FER, ETC., FER/ACIER			(CONT-D) (SUITE)				
	QTY. IMPERIAL (TON) QUANT. IMPERIALE (TONNE)	1,594	1,673	2,069	2,313	13		
	VALUE (\$000) VALEUR (\$000)	2,858	4,123	5,070	5,539	24	UNITED STATES ETATS-UNIS	96
44799	RAILWAY TRACK MATERIAL N E S MATERIEL DE VOIE FERREE N D A							
	QTY. METRIC (TONNE) QUANT. METRIQUE (TONNE)	2,055	1,136	2,828	1,278	-15		
	QTY. IMPERIAL (TON) QUANT. IMPERIALE (TONNE)	2,265	1,252	3,117	1,409	-15		
	VALUE (\$000) VALEUR (\$000)	4,852	2,861	5,360	2,856	-15	UNITED STATES ETATS-UNIS	70
44807	PIPES AND TUBES OF CAST IRON, NEW TUYAUX ET TUBES DE FONTE, NEUFS							
	QTY. METRIC (TONNE) QUANT. METRIQUE (TONNE)	1,171	934	3,466	1,110	-2		
	QTY. IMPERIAL (TON) QUANT. IMPERIALE (TONNE)	1,291	1,030	3,821	1,224	-2		
	VALUE (\$000) VALEUR (\$000)	982	894	2,580	1,313	10	UNITED STATES ETATS-UNIS	91
44812	DRILL PIPE CONDUCTEUR TUBULAIRE POUR FOREUSE							
	QTY. METRIC (TONNE) QUANT. METRIQUE (TONNE)	8,332	3,434	3,591	5,692	-12		
	QTY. IMPERIAL (TON) QUANT. IMPERIALE (TONNE)	9,185	3,785	3,958	6,274	-12		
	VALUE (\$000) VALEUR (\$000)	29,871	10,067	8,864	10,268	-30	UNITED STATES ETATS-UNIS	77
44812-25	PIPES, DRILL, WITH TOOL JOINTS ATTACHED, NEW TUYAUX DE FORAGE AVEC ACCOUP D'OUTILS DE SONDAGE, NEUFS							
	QTY. METRIC (KG) QUANT. METRIQUE (KG)	4,776,938	1,680,506	2,149,790	2,222,410	-22		
	QTY. IMPERIAL (CWT) QUANT. IMPERIALE (QTL)	105,314	37,049	47,395	48,996	-22		
	VALUE (\$000) VALEUR (\$000)	18,477	6,014	5,812	5,627	-33	UNITED STATES ETATS-UNIS	60
44815	WELL CASING, NEW COFFRAGES DE Puits, NEUFS							
	QTY. METRIC (TONNE) QUANT. METRIQUE (TONNE)	48,021	65,978	91,410	154,664	47		
	QTY. IMPERIAL (TON) QUANT. IMPERIALE (TONNE)	52,934	72,729	100,763	170,489	47		
	VALUE (\$000) VALEUR (\$000)	82,495	60,183	77,608	130,033	16	JAPAN JAPON	42
44815-20	WELL CASING, OIL OR GAS, STEEL, NEW REVETEMENT DE Puits DE PETROLE OU DE GAZ, ACIER, NEUF							
	QTY. METRIC (KG) QUANT. METRIQUE (KG)	47,404,283	64,417,672	90,596,302	152,333,983	47		
	QTY. IMPERIAL (CWT) QUANT. IMPERIALE (QTL)	1,045,091	1,420,174	1,997,317	3,358,407	47		

SEE EXPLANATORY NOTES / VOIR NOTES EXPLICATIVES

## IMPORT DATA TRENDS - TENDANCES DES DONNEES SUR L'IMPORTATION

## SECTION 2 - FABRICATED MATERIALS, INEDIBLE

## SECTION 2 - MATIERES TRAVAILLEES, NON COMESTIBLES

CODE	COMMODITY MARCHANDISE	1982	1983	1984	AVE. ANNUAL GROWTH RATE (%) 1982-1985 TAUX DE CROISSANCE ANNUEL MOYEN		MAJDR COUNTRY OF EXPDRT - SHARE OF IMPDRT MARKET (%) 1985 PAYS EXPDRTATEUR PRINCIPAL - PART DU MARCHE DES IMPORTATIONS	
					1985	1985		
44815-20	WELL CASING, DIL DR GAS, STEEL, NEW REVETEMENT DE PUIITS DE PETROLE OU DE GAZ, ACIER, NEUF			(CDNT-D) (SUITE)				
	VALUE (\$000) VALEUR (\$000)	82,003	59,045	76,983	128,021	16	JAPAN JAPON	42
44828	MECHANICAL TUBING, CS, WELDED, NEW TUBES MECAN CARB. AVEC SOUDURE NEUF							
	QTY. METRIC (TONNE) QUANT. METRIQUE (TONNE)	5,310	9,277	18,101	16,585	46		
	QTY. IMPERIAL (TON) QUANT. IMPERIALE (TONNE)	5,853	10,226	19,953	18,282	46		
	VALUE (\$000) VALEUR (\$000)	8,777	15,023	25,039	22,458	36	UNITED STATES ETATS-UNIS	78
44828-20	TUBING, MECHANICAL, CS, WELDED STRUCTURAL NEW TUBES, MECANIQUE, ACIER AU CARBONE SOUDES PR CONST, NEUFS							
	QTY. METRIC (KG) QUANT. METRIQUE (KG)	604,227	2,390,691	6,726,513	6,757,040	122		
	QTY. IMPERIAL (CWT) QUANT. IMPERIALE (QTL)	13,321	52,706	148,295	148,968	122		
	VALUE (\$000) VALEUR (\$000)	447	1,264	3,878	3,942	105	JAPAN JAPON	59
44828-40	TUBING, MECHANICAL, CS, WELDED AUTOMDTIVE NEW TUBES, MECANIQUE, ACIER AU CARBONE SOUDES PR AUTD NEUFS							
	QTY. METRIC (KG) QUANT. METRIQUE (KG)	1,131,752	3,276,553	4,759,021	4,370,476	56		
	QTY. IMPERIAL (CWT) QUANT. IMPERIALE (QTL)	24,951	72,236	104,919	96,353	56		
	VALUE (\$000) VALEUR (\$000)	2,132	6,891	8,520	7,981	55	UNITED STATES ETATS-UNIS	100
44828-50	TUBING, CS, WELDED, DDM /DRAWN OVER MANDREL/ TUBES SOUDES, AC, MANDRIN D'ETIRAGE/DDM							
	QTY. METRIC (KG) QUANT. METRIQUE (KG)	1,456,251	2,154,371	4,047,021	3,803,488	37		
	QTY. IMPERIAL (CWT) QUANT. IMPERIALE (QTL)	32,105	47,496	89,222	83,853	37		
	VALUE (\$000) VALEUR (\$000)	2,796	4,384	8,214	7,716	40	UNITED STATES ETATS-UNIS	78
44829	MECHANICAL TUBING, CS, NEW N E S TUBES MECAN. ACIER CARB., NEUFS NDA							
	QTY. METRIC (TDNNE) QUANT. METRIQUE (TONNE)	4,113	4,840	6,917	7,915	24		
	QTY. IMPERIAL (TON) QUANT. IMPERIALE (TONNE)	4,534	5,335	7,625	8,725	24		
	VALUE (\$000) VALEUR (\$000)	6,318	6,735	9,942	11,077	20	UNITED STATES ETATS-UNIS	48
44829-59	TUBING, MECHANICAL, CS, SMLS, NES, NEW TUBES, MECANIQUE, AC SANS SDUDURE NEUFS NDA							
	QTY. METRIC (KG) QUANT. METRIQUE (KG)	3,353,618	3,768,335	6,001,676	7,141,775	28		
	QTY. IMPERIAL (CWT) QUANT. IMPERIALE (QTL)	73,935	83,078	132,315	157,450	28		
	VALUE (\$000) VALEUR (\$000)	5,365	5,457	8,685	9,956	23	UNITED STATES ETATS-UNIS	46

## IMPORT DATA TRENDS - TENDANCES DES DONNEES SUR L'IMPORTATION

## SECTION 2 - FABRICATED MATERIALS, INEDIBLE

## SECTION 2 - MATIERES TRAVAILLEES, NON COMESTIBLES

CODE	COMMODITY MARCHANDISE	1982	1983	1984	AVE. ANNUAL GROWTH RATE (%) 1982-1985		MAJOR COUNTRY OF EXPORT - SHARE OF IMPORT MARKET (%) 1985	
					1985	ANNUEL MOYEN	PAYS EXPORTATEUR PRINCIPAL - PART DU MARCHE DES IMPORTATIONS	
44835	PIPES, CS, WELDED, OVER 4.5 NEW NES TUYAUX SOUDURE PLUS 4.5 PO NEUF NDA							
	QTY. METRIC (TONNE) QUANT. METRIQUE (TONNE)	51,332	19,684	23,520	28,816	-17		
	QTY. IMPERIAL (TON) QUANT. IMPERIALE (TONNE)	56,584	21,696	25,927	31,764	-17		
	VALUE (\$000) VALEUR (\$000)	35,684	9,648	12,460	16,220	-23	JAPAN JAPON	39
44835-22	PIPES, LINE, CS, WELDED, OVER 4.5" OD, NEW PIPE-LINE, AC SOUDE, DIAM EXTER > 4.5" NEUF							
	QTY. METRIC (KG) QUANT. METRIQUE (KG)	30,622,360	9,782,303	9,902,369	12,890,846	-25		
	QTY. IMPERIAL (CWT) QUANT. IMPERIALE (QTL)	675,111	215,664	218,311	284,196	-25		
	VALUE (\$000) VALEUR (\$000)	22,580	4,598	4,954	6,837	-33	JAPAN JAPON	73
44835-80	PIPES, STANDARD, CS, WELDED OVER 4.5" OD, NEW TUYAUX AC NORMALISES, SOUD, > 4.5" DIAM EXT NEUFS							
	QTY. METRIC (KG) QUANT. METRIQUE (KG)	16,030,732	4,392,747	8,229,519	6,986,239	-24		
	QTY. IMPERIAL (CWT) QUANT. IMPERIALE (QTL)	353,419	96,844	181,433	154,021	-24		
	VALUE (\$000) VALEUR (\$000)	8,889	2,065	4,004	3,837	-24	KOREA, SOUTH COREE DU SUD	38
44838	PIPES & TUBES, CS, WELDED, NEW NES TUYAUX TUBES AVEC SOUDURE NEUFS NDA							
	QTY. METRIC (TONNE) QUANT. METRIQUE (TONNE)	26,188	24,428	38,343	52,597	26		
	QTY. IMPERIAL (TON) QUANT. IMPERIALE (TONNE)	28,868	26,927	42,266	57,979	26		
	VALUE (\$000) VALEUR (\$000)	15,998	12,971	21,537	30,714	24	KOREA, SOUTH COREE DU SUD	26
44838-22	PIPES, LINE, CS, WELDED, 4.5" OD & LESS, NEW PIPE-LINE AC SOUDE 4.5" & < DIAM EXT NEUFS							
	QTY. METRIC (KG) QUANT. METRIQUE (KG)	910,854	4,399,233	4,956,469	7,176,021	98		
	QTY. IMPERIAL (CWT) QUANT. IMPERIALE (QTL)	20,081	96,987	109,272	156,205	98		
	VALUE (\$000) VALEUR (\$000)	507	1,989	2,586	3,874	96	JAPAN JAPON	69
44838-75	TUBES, PRESSURE, CS, WELDED, 4.5" OD & < NEW TUBES AC SOUD, PRESS, 4.5" & < DIAM EXT NEUFS							
	QTY. METRIC (KG) QUANT. METRIQUE (KG)	2,866,099	1,460,832	2,716,868	2,992,832	1		
	QTY. IMPERIAL (CWT) QUANT. IMPERIALE (QTL)	63,187	32,206	59,897	65,981	1		
	VALUE (\$000) VALEUR (\$000)	3,239	1,688	2,791	3,653	4	UNITED STATES ETATS-UNIS	70
44838-80	PIPES, STANDARD, CS, WELDED, 4.5" OD & LESS TUYAUX, AC, NORMALISES SOUDES, 4.5" & < DIAM EXT NEUFS							
	QTY. METRIC (KG) QUANT. METRIQUE (KG)	15,651,168	11,075,897	15,378,334	19,323,206	7		
	QTY. IMPERIAL (CWT) QUANT. IMPERIALE (QTL)	345,051	244,183	339,036	426,006	7		
	VALUE (\$000) VALEUR (\$000)	7,915	4,593	7,377	9,635	7	KOREA, SOUTH COREE DU SUD	56

SEE EXPLANATORY NOTES / VOIR NOTES EXPLICATIVES

## IMPORT DATA TRENDS - TENDANCES DES DONNEES SUR L'IMPORTATION

## SECTION 2 - FABRICATED MATERIALS, INEDIBLE

## SECTION 2 - MATIERES TRAVAILLEES, NON COMESTIBLES

CODE	COMMODITY MARCHANDISE	1982	1983	1984	1985	AVE. ANNUAL GROWTH RATE (%) 1982-1985 TAUX DE CROISSANCE ANNUEL MOYEN	MAJOR COUNTRY OF EXPORT - SHARE OF IMPORT MARKET (%) 1985 PAYS EXPORTATEUR PRINCIPAL - PART DU MARCHE DES IMPORTATIONS	
44844	PIPES CS, SMLS HOT FINISHED NEW NES TUYAUX SANS SOUDURE, CHAUD NEUF NDA							
	QTY. METRIC (TONNE) QUANT. METRIQUE (TONNE)	46,202	42,833	85,627	130,957	41		
	QTY. IMPERIAL (TON) QUANT. IMPERIALE (TONNE)	50,929	47,215	95,490	144,356	41		
	VALUE (\$000) VALEUR (\$000)	54,133	38,804	73,736	108,751	26	JAPAN JAPON	43
44844-20	PIPES, LINE, CS, SEAMLESS, HOT FINISHED, NEW PIPE-LINE AC, SANS SOUD, FINIS A CHAUD, NEUFS							
	QTY. METRIC (KG) QUANT. METRIQUE (KG)	1,560,123	4,215,167	10,835,675	14,383,430	108		
	QTY. IMPERIAL (CWT) QUANT. IMPERIALE (QTL)	34,395	92,923	238,887	317,102	108		
	VALUE (\$000) VALEUR (\$000)	1,482	2,552	7,656	10,609	91	JAPAN JAPON	81
44844-40	PIPES/TUBES, DIL-CTY, CS, SMLS HDT-FINISH NEW TUBES AC SANS SOUD FINI A CHAUD PR OLEODUC NEUFS							
	QTY. METRIC (KG) QUANT. METRIQUE (KG)	4,466,909	18,114,026	43,054,990	58,268,171	133		
	QTY. IMPERIAL (CWT) QUANT. IMPERIALE (QTL)	98,479	399,348	949,205	1,284,600	133		
	VALUE (\$000) VALEUR (\$000)	6,346	17,119	39,088	51,710	100	JAPAN JAPON	47
44844-50	PIPES/PIPING, PRESSURE CS SMLS HOT-FINISH NEW TUYAUX AC SANS SOUD FINI A CHAUDS PRESS, NEUFS							
	QTY. METRIC (KG) QUANT. METRIQUE (KG)	18,841,267	6,290,885	7,828,510	26,086,551	11		
	QTY. IMPERIAL (CWT) QUANT. IMPERIALE (QTL)	415,381	138,691	172,590	575,113	11		
	VALUE (\$000) VALEUR (\$000)	19,994	5,271	5,873	19,932	0	JAPAN JAPON	49
44844-59	TUBES, PRESSURE, CS, SMLS HOT-FINISH NES NEW TUBES AC SANS SOUD, FIN CHD, PRESS, NEUFS NDA							
	QTY. METRIC (KG) QUANT. METRIQUE (KG)	4,239,796	2,461,950	5,199,548	10,955,605	37		
	QTY. IMPERIAL (CWT) QUANT. IMPERIALE (QTL)	93,472	54,277	114,631	241,531	37		
	VALUE (\$000) VALEUR (\$000)	4,415	2,256	4,209	8,133	22	UNITED KINGDOM ROYAUME-UNI	43
44844-60	PIPES, STANDARD, CS, SEAMLESS HOT FINISH, NEW TUYAUX NORMALISES, AC, SANS SOUD, FIN CHD, NEUFS							
	QTY. METRIC (KG) QUANT. METRIQUE (KG)	7,914,193	4,518,210	4,926,441	6,327,354	-7		
	QTY. IMPERIAL (CWT) QUANT. IMPERIALE (QTL)	174,479	99,610	108,610	139,495	-7		
	VALUE (\$000) VALEUR (\$000)	10,121	4,190	4,310	5,798	-17	UNITED STATES ETATS-UNIS	57
44849	PIPES CS, SMLS, COLD FINISH NEW NES TUYAUX SANS SOUDURE, FROID NEUF NDA							
	QTY. METRIC (TONNE) QUANT. METRIQUE (TONNE)	16,198	11,062	13,049	14,745	-3		
	QTY. IMPERIAL (TON) QUANT. IMPERIALE (TONNE)	17,855	12,194	14,384	16,254	-3		
	VALUE (\$000) VALEUR (\$000)	24,205	15,340	18,334	19,741	-6	UNITED STATES ETATS-UNIS	38

SEE EXPLANATORY NOTES / VOIR NOTES EXPLICATIVES

## IMPORT DATA TRENDS - TENDANCES DES DONNEES SUR L'IMPORTATION

## SECTION 2 - FABRICATED MATERIALS, INEDIBLE

## SECTION 2 - MATIERES TRAVAILLEES, NON COMESTIBLES

CODE	COMMODITY MARCHANDISE	1982	1983	1984	AVE. ANNUAL GROWTH RATE (%) 1982-1985 TAUX DE CROISSANCE ANNUEL MOYEN		MAJOR COUNTRY OF EXPORT - SHARE OF IMPORT MARKET (%) 1985 PAYS EXPORTATEUR PRINCIPAL - PART DU MARCHE DES IMPORTATIONS	
					1985	ANNUEL MOYEN		
44849-55	TUBES/TUBING, CS, SMLS, CF, BOILER, NEW TUBES AC SANS SOUD FIN FR PR CHAUDIERE NEUFS							
	QTY. METRIC (KG) QUANT. METRIQUE (KG)	6,078,469	3,695,625	3,488,152	2,485,945	-25		
	QTY. IMPERIAL (CWT) QUANT. IMPERIALE (QTL)	134,008	81,475	76,901	54,806	-25		
	VALUE (\$000) VALEUR (\$000)	8,998	5,342	4,959	3,480	-27	JAPAN JAPON	40
44849-59	TUBES, PRESSURE, CS, SMLS, COLD-FINISH, NEW TUBES AC SANS SOUD, FIN FR, PRESS, NEUFS							
	QTY. METRIC (KG) QUANT. METRIQUE (KG)	1,666,127	614,932	1,569,648	3,081,418	23		
	QTY. IMPERIAL (CWT) QUANT. IMPERIALE (QTL)	36,732	13,557	34,605	67,934	23		
	VALUE (\$000) VALEUR (\$000)	2,449	1,100	2,339	4,650	24	UNITED STATES ETATS-UNIS	48
44868	PIPES & TUBES, STAINLESS, NEW N E S TUYAUX TUBES ACIER INOXYD NEUFS NDA							
	QTY. METRIC (TONNE) QUANT. METRIQUE (TONNE)	8,165	5,844	6,416	7,325	-3		
	QTY. IMPERIAL (TON) QUANT. IMPERIALE (TONNE)	9,000	6,442	7,072	8,074	-3		
	VALUE (\$000) VALEUR (\$000)	41,894	29,426	32,248	38,012	-3	UNITED STATES ETATS-UNIS	52
44868-30	PIPES, STANDARD, SS, WELDED, NEW TUYAUX NORMALISES ACIER INOXY SOUD NEUFS							
	QTY. METRIC (KG) QUANT. METRIQUE (KG)	755,545	644,325	706,104	1,317,180	20		
	QTY. IMPERIAL (CWT) QUANT. IMPERIALE (QTL)	16,657	14,205	15,567	29,039	20		
	VALUE (\$000) VALEUR (\$000)	3,459	2,740	2,780	5,159	14	UNITED STATES ETATS-UNIS	43
44868-60	TUBES/TUBING, SS, WELDED, PRESSURE, NEW TUBES AI SOUDES PRESSION, NEUFS							
	QTY. METRIC (KG) QUANT. METRIQUE (KG)	711,637	501,036	521,356	594,883	-6		
	QTY. IMPERIAL (CWT) QUANT. IMPERIALE (QTL)	15,689	11,046	11,494	13,115	-6		
	VALUE (\$000) VALEUR (\$000)	4,791	2,326	2,464	3,085	-14	UNITED STATES ETATS-UNIS	56
44868-65	TUBES/TUBING, SS, SMLS, PRESSURE, NEW TUBES AI SANS SOUDURE PRESSION NEUFS							
	QTY. METRIC (KG) QUANT. METRIQUE (KG)	927,047	927,319	1,013,229	781,808	-6		
	QTY. IMPERIAL (CWT) QUANT. IMPERIALE (QTL)	20,438	20,444	22,338	17,236	-6		
	VALUE (\$000) VALEUR (\$000)	7,079	6,894	7,421	6,143	-4	UNITED STATES ETATS-UNIS	40
44869	PIPES & TUBES, ALLOY STEEL, NEW NES TUYAUX TUBES, ACIER ALLIE NEUFS NDA							
	QTY. METRIC (TONNE) QUANT. METRIQUE (TONNE)	25,017	23,580	17,176	27,010	3		
	QTY. IMPERIAL (TON) QUANT. IMPERIALE (TONNE)	27,577	25,993	18,933	29,774	3		

SEE EXPLANATORY NOTES / VOIR NOTES EXPLICATIVES



## IMPORT DATA TRENDS - TENDANCES DES DONNEES SUR L'IMPORTATION

## SECTION 2 - FABRICATED MATERIALS, INEDIBLE

## SECTION 2 - MATIERES TRAVAILLEES, NON COMESTIBLES

CODE	COMMODITY MARCHANDISE	1982	1983	1984	AVE. ANNUAL GROWTH RATE (%) 1982-1985 TAUX DE CROISSANCE ANNUEL MOYEN		MAJOR COUNTRY OF EXPORT - SHARE OF IMPORT MARKET (%) 1985 PAYS EXPORTATEUR PRINCIPAL - PART DU MARCHE DES IMPORTATIONS		
					1985	ANNUEL MOYEN			
44869	PIPES & TUBES, ALLOY STEEL, NEW NES TUYAUX TUBES, ACIER ALLIE NEUFS NDA			(CONT-D) (SUITE)					
	VALUE (\$000) VALEUR (\$000)	55,845	39,914	33,449	48,841	-4	UNITED STATES ETATS-UNIS	74	
44869-45	TUBING, MECHANICAL, AS EXC SS, SEAMLESS, NEW TUBES, MECANIQUE, ACIER ALLIE SAUF AI SANS SOUD NEUFS								
	QTY. METRIC (KG) QUANT. METRIQUE (KG)	9,397,296	15,464,743	10,605,705	15,977,572	19			
	QTY. IMPERIAL (CWT) QUANT. IMPERIALE (QTL)	207,176	340,941	233,817	352,247	19			
	VALUE (\$000) VALEUR (\$000)	16,029	24,962	19,059	24,964	16	UNITED STATES ETATS-UNIS	75	
44869-65	TUBES/TUBING, AS EXC SS, SMLS, PRESSURE, NEW TUBES, AA, SAUF AI, SANS SOUD. PRESSION NEUFS								
	QTY. METRIC (KG) QUANT. METRIQUE (KG)	4,013,138	1,104,219	1,434,796	1,934,697	-22			
	QTY. IMPERIAL (CWT) QUANT. IMPERIALE (QTL)	88,475	24,344	31,632	42,653	-22			
	VALUE (\$000) VALEUR (\$000)	9,173	2,665	4,344	5,291	-16	UNITED STATES ETATS-UNIS	70	
44880	PIPES TUBES IRON OR STEEL, USED NES TUYAUX & TUBES FER ACIER USAGES NDA								
	QTY. METRIC (TDNNE) QUANT. METRIQUE (TDNNE)	5,121	1,475	2,633	3,784	-9			
	QTY. IMPERIAL (TDN) QUANT. IMPERIALE (TONNE)	5,645	1,626	2,902	4,171	-9			
	VALUE (\$000) VALEUR (\$000)	1,179	408	704	1,128	-1	UNITED STATES ETATS-UNIS	100	
44889	PIPES AND TUBES, IRON OR STEEL NES TUYAUX ET TUBES DE FER OU ACIER NDA								
	QTY. METRIC (TDNNE) QUANT. METRIQUE (TDNNE)	4,483	3,723	4,527	4,199	-2			
	QTY. IMPERIAL (TON) QUANT. IMPERIALE (TONNE)	4,942	4,104	4,990	4,629	-2			
	VALUE (\$000) VALEUR (\$000)	8,373	6,770	7,299	9,197	3	UNITED STATES ETATS-UNIS	92	
44905	BARBED WIRE FIL BARBELE								
	QTY. METRIC (TONNE) QUANT. METRIQUE (TONNE)	2,141	1,686	3,035	3,465	17			
	QTY. IMPERIAL (TON) QUANT. IMPERIALE (TONNE)	2,360	1,858	3,345	3,820	17			
	VALUE (\$000) VALEUR (\$000)	1,378	1,032	1,781	1,803	9	BRAZIL BRESIL	33	
44912	WIRE, CARBON STEEL, FLAT OR SHAPED FIL METAL. ACIER CARB. PLAT PROFILE								
	QTY. METRIC (TDNNE) QUANT. METRIQUE (TONNE)	1,713	1,949	1,962	2,890	19			
	QTY. IMPERIAL (TDN) QUANT. IMPERIALE (TONNE)	1,888	2,148	2,163	3,186	19			
	VALUE (\$000) VALEUR (\$000)	2,200	2,648	2,713	4,317	25	UNITED STATES ETATS-UNIS	41	

## IMPORT DATA TRENDS - TENDANCES DES DONNEES SUR L'IMPORTATION

## SECTION 2 - FABRICATED MATERIALS, INEDIBLE

## SECTION 2 - MATIERES TRAVAILLEES, NON COMESTIBLES

CODE	COMMODITY MARCHANDISE	1982	1983	1984	1985	AVE. ANNUAL GROWTH RATE (%) 1982-1985	MAJOR COUNTRY OF EXPORT - SHARE OF IMPORT MARKET (%) 1985	
						TAUX DE CROISSANCE ANNUEL MOYEN	PAYS EXPORTATEUR PRINCIPAL - PART DU MARCHÉ DES IMPORTATIONS	
44919	WIRE, CARBON STEEL, NOT COATED NES FIL D'ACIER CARB. NON RECOUVERT NDA							
	QTY. METRIC (TONNE) QUANT. METRIQUE (TONNE)	10,135	16,255	20,644	22,934	31		
	QTY. IMPERIAL (TON) QUANT. IMPERIALE (TONNE)	11,172	17,918	22,756	25,280	31		
	VALUE (\$000) VALEUR (\$000)	10,897	15,923	20,809	23,747	29	UNITED STATES ETATS-UNIS	39
44919-20	WIRE, CS. ROUND, UNCTD. FOR MFR DF WIRE ROPE FIL AC ROND NON REVETU PR FABRIC DE CABLE METALLIQUE							
	QTY. METRIC (KG) QUANT. METRIQUE (KG)	3,178,260	7,577,992	8,820,466	9,648,540	44		
	QTY. IMPERIAL (CWT) QUANT. IMPERIALE (QTL)	70,069	167,067	194,459	212,715	44		
	VALUE (\$000) VALEUR (\$000)	3,436	6,351	7,710	8,466	35	UNITED KINGDOM ROYAUME-UNI	75
44919-30	WIRE, CS. ROUND, UNCTD, VALVE SPRING QUALITY FIL AC ROND NON REVETU QUAL RESSORT DE SOUPAPE							
	QTY. METRIC (KG) QUANT. METRIQUE (KG)	1,806,468	2,623,791	2,940,080	3,824,353	28		
	QTY. IMPERIAL (CWT) QUANT. IMPERIALE (QTL)	39,826	57,845	64,818	84,313	28		
	VALUE (\$000) VALEUR (\$000)	2,627	3,817	4,727	6,263	33	UNITED STATES ETATS-UNIS	85
44927	WIRE, CARBON STEEL, GALVANIZED NES FIL D'ACIER CARBURE GALVANISE N D A							
	QTY. METRIC (TONNE) QUANT. METRIQUE (TONNE)	8,240	11,829	14,831	18,409	30		
	QTY. IMPERIAL (TON) QUANT. IMPERIALE (TONNE)	9,083	13,039	16,349	20,293	30		
	VALUE (\$000) VALEUR (\$000)	7,323	9,438	11,743	13,346	22	FRANCE FRANCE	22
44929	WIRE, CARBON STEEL, COATED N E S FIL D'ACIER CARBURE RECOUVERT N D A							
	QTY. METRIC (TONNE) QUANT. METRIQUE (TONNE)	5,302	6,493	7,289	7,086	10		
	QTY. IMPERIAL (TON) QUANT. IMPERIALE (TONNE)	5,845	7,157	8,035	7,811	10		
	VALUE (\$000) VALEUR (\$000)	6,319	7,745	8,804	8,778	11	BELGIUM-LUXEMB BELGIQUE-LUX.	49
44934	WIRE, STAINLESS STEEL FIL D'ACIER INOXYDABLE							
	QTY. METRIC (TONNE) QUANT. METRIQUE (TONNE)	782	1,144	1,543	1,440	22		
	QTY. IMPERIAL (TON) QUANT. IMPERIALE (TONNE)	862	1,261	1,701	1,587	22		
	VALUE (\$000) VALEUR (\$000)	3,322	4,454	6,823	6,037	22	UNITED STATES ETATS-UNIS	60
44939	WIRE, ALLOY STEEL N E S FIL METALLIQUE D'ACIER ALLIE N D A							
	QTY. METRIC (TONNE) QUANT. METRIQUE (TONNE)	4,061	4,612	6,804	7,422	22		

SEE EXPLANATORY NOTES / VOIR NOTES EXPLICATIVES

## IMPDRT DATA TRENDS - TENDANCES DES DONNEES SUR L'IMPORTATION

## SECTION 2 - FABRICATED MATERIALS, INEDIBLE

## SECTION 2 - MATIERES TRAVAILLEES, NON COMESTIBLES

CODE	COMMODITY MARCHANDISE	1982	1983	1984	AVE. ANNUAL GROWTH RATE (%) 1982-1985 TAUX DE CROISSANCE ANNUEL MOYEN		MAJOR COUNTRY OF EXPORT - SHARE OF IMPORT MARKET (%) 1985 PAYS EXPORTATEUR PRINCIPAL - PART DU MARCHE DES IMPORTATIONS	
					1985	ANNUEL MOYEN		
44939	WIRE, ALLOY STEEL N E S FIL METALLIQUE D'ACIER ALLIE N D A			(CONT-D) (SUITE)				
	QTY. IMPERIAL (TON) QUANT. IMPERIALE (TONNE)	4,476	5,084	7,500	8,181	22		
	VALUE (\$000) VALEUR (\$000)	5,598	5,959	10,002	11,701	28	UNITED STATES ETATS-UNIS	63
44939-69	WIRE, AS, NES, RND, COATED OR NOT FIL AA NDA, ROND, REVETU OU NON							
	QTY. METRIC (KG) QUANT. METRIQUE (KG)	867,672	958,708	1,175,977	2,188,935	36		
	QTY. IMPERIAL (CWT) QUANT. IMPERIALE (QTL)	19,129	21,136	25,926	48,258	36		
	VALUE (\$000) VALEUR (\$000)	1,101	1,159	1,877	3,530	47	UNITED STATES ETATS-UNIS	62
44945	WIRE, IRON OR STEEL N E S FIL METALLIQUE DE FER OU ACIER NDA							
	QTY. METRIC (TONNE) QUANT. METRIQUE (TONNE)	1,327	1,211	1,588	345	-36		
	QTY. IMPERIAL (TON) QUANT. IMPERIALE (TONNE)	1,463	1,335	1,750	380	-36		
	VALUE (\$000) VALEUR (\$000)	1,668	1,707	2,192	1,057	-14	UNITED STATES ETATS-UNIS	81
44949	WIRE STRAND, INCL TWISTED & BRAIDED FIL EN TORONS, COMPR TORDU & TRESSE							
	QTY. METRIC (TONNE) QUANT. METRIQUE (TONNE)	4,425	5,283	6,317	8,031	22		
	QTY. IMPERIAL (TON) QUANT. IMPERIALE (TONNE)	4,878	5,824	6,963	8,853	22		
	VALUE (\$000) VALEUR (\$000)	6,247	5,955	7,696	8,931	13	UNITED STATES ETATS-UNIS	24
44979	WIRE ROPE, NEW, COATED OR NOT CORDAGE METAL NEUF RECOUVERT OU NON							
	QTY. METRIC (TONNE) QUANT. METRIQUE (TONNE)	10,585	12,986	14,037	17,130	17		
	QTY. IMPERIAL (TON) QUANT. IMPERIALE (TONNE)	11,668	14,315	15,473	18,883	17		
	VALUE (\$000) VALEUR (\$000)	13,675	15,647	16,910	23,889	20	KOREA, SOUTH COREE DU SUD	46
44979-20	WIRE RDPE, NEW, 1" DIA & LESS 8 STRAND & UN CABLE MET NEUF 1" ET < 8 TDRONS ET MOINS							
	QTY. METRIC (KG) QUANT. METRIQUE (KG)	6,864,949	9,301,815	9,759,851	10,822,567	16		
	QTY. IMPERIAL (CWT) QUANT. IMPERIALE (QTL)	151,347	205,071	215,169	238,598	16		
	VALUE (\$000) VALEUR (\$000)	8,458	10,663	11,373	13,075	16	KOREA, SOUTH COREE DU SUD	71
44979-30	WIRE ROPE, NEW, > 1" TO 2" DIA 8 STRAND & UN CABLE MET NEUF > 1 A 2", 8 TORONS ET MOINS							
	QTY. METRIC (KG) QUANT. METRIQUE (KG)	1,243,018	1,572,823	1,702,777	3,109,677	35		
	QTY. IMPERIAL (CWT) QUANT. IMPERIALE (QTL)	27,404	34,675	37,540	68,557	35		
	VALUE (\$000) VALEUR (\$000)	1,526	1,807	1,962	3,494	31	KOREA, SOUTH COREE DU SUD	44

SEE EXPLANATORY NOTES / VOIR NOTES EXPLICATIVES

## IMPORT DATA TRENDS - TENDANCES DES DONNEES SUR L'IMPORTATION

## SECTION 2 - FABRICATED MATERIALS, INEDIBLE

## SECTION 2 - MATIERES TRAVAILLEES, NON COMESTIBLES

CODE	COMMODITY MARCHANDISE	1982	1983	1984	AVE. ANNUAL GROWTH RATE (%) 1982-1985 TAUX DE CROISSANCE 1985 ANNUEL MOYEN		MAJOR COUNTRY OF EXPORT - SHARE OF IMPORT MARKET (%) 1985 PAYS EXPORTATEUR PRINCIPAL - PART DU MARCHE DES IMPORTATIONS	
					1985	ANNUEL MOYEN		
44979-45	WIRE ROPE, NEW, > 2" DIA, OVER 8 STRAND CABLE MET NEUF > 2", PLUS DE 8 TDRONS							
	QTY. METRIC (KG) QUANT. METRIQUE (KG)	182,162	317,785	327,084	1,537.897	102		
	QTY. IMPERIAL (CWT) QUANT. IMPERIALE (QTL)	4,016	7,006	7,211	33,905	102		
	VALUE (\$000) VALEUR (\$000)	314	540	577	4,831	146	UNITED KINGDOM ROYAUME-UNI	88
44989	WIRE ROPE, USED, COATED OR NOT CORDAGE METAL, USAGE RECOUV. OU NON							
	QTY. METRIC (TONNE) QUANT. METRIQUE (TONNE)	590	717	514	660	4		
	QTY. IMPERIAL (TON) QUANT. IMPERIALE (TONNE)	650	790	567	728	4		
	VALUE (\$000) VALEUR (\$000)	164	150	126	170	1	UNITED STATES ETATS-UNIS	100
45105	ALUMINUM PASTE AND ALUMINUM POWDER PATE ET POWDRE D'ALUMINIUM							
	QTY. METRIC (TONNE) QUANT. METRIQUE (TONNE)	1,675	1,624	1,848	1,317	-7		
	QTY. IMPERIAL (CWT) QUANT. IMPERIALE (QTL)	36,932	35,808	40,732	29,036	-7		
	VALUE (\$000) VALEUR (\$000)	4,725	5,870	7,390	6,481	11	UNITED STATES ETATS-UNIS	76
45105-30	ALUMINUM PASTE PATE D'ALUMINIUM							
	QTY. METRIC (KG) QUANT. METRIQUE (KG)	271,519	497,452	486,067	400,837	14		
	QTY. IMPERIAL (CWT) QUANT. IMPERIALE (QTL)	5,986	10,967	10,716	8,837	14		
	VALUE (\$000) VALEUR (\$000)	1,600	3,293	3,818	3,722	32	UNITED STATES ETATS-UNIS	81
45109	ALUMINUM PIGS INGOTS SHDT SLABS ETC ALUMINIUM EN GUEUSES, LINGOTS, ETC.							
	QTY. METRIC (TONNE) QUANT. METRIQUE (TONNE)	24,379	30,581	44,565	59,758	34		
	QTY. IMPERIAL (CWT) QUANT. IMPERIALE (QTL)	537,452	674,193	982,482	1,317,414	34		
	VALUE (\$000) VALEUR (\$000)	40,971	55,361	86,996	109,886	38	UNITED STATES ETATS-UNIS	67
45109-30	BILLETS, ALUMINUM/ALUMINUM ALLOY BILLETES ALUMINIUM, ALLIAGE D'ALUMINIUM							
	QTY. METRIC (KG) QUANT. METRIQUE (KG)	8,252,145	7,728,696	11,730,868	18,524,692	30		
	QTY. IMPERIAL (LB) QUANT. IMPERIALE (LIV)	18,192,960	17,038,946	25,862,272	40,840,169	30		
	VALUE (\$000) VALEUR (\$000)	14,925	15,057	23,933	31,303	28	UNITED STATES ETATS-UNIS	80
45109-33	INGOTS, ALUMINUM/ALUMINUM ALLOY LINGOTS ALUMINIUM, ALLIAGE D'ALUMINIUM							
	QTY. METRIC (KG) QUANT. METRIQUE (KG)	14,187,287	21,194,532	31,385,238	32,160,174	31		
	QTY. IMPERIAL (LB) QUANT. IMPERIALE (LIV)	31,277,777	46,726,188	69,192,967	70,901,417	31		

SEE EXPLANATORY NOTES / VOIR NOTES EXPLICATIVES

## IMPORT DATA TRENDS - TENDANCES DES DONNEES SUR L'IMPORTATION

## SECTION 2 - FABRICATED MATERIALS, INEOIBLE

## SECTION 2 - MATIERES TRAVAILLEES, NON COMESTIBLES

CODE	COMMODITY MARCHANDISE	1982	1983	1984	AVE. ANNUAL GROWTH RATE (%) 1982-1985 TAUX DE CROISSANCE 1985 ANNUEL MOYEN		MAJOR COUNTRY OF EXPDRT - SHARE OF IMPORT MARKET (%) 1985 PAYS EXPORTATEUR PRINCIPAL - PART DU MARCHE DES IMPORTATIONS	
45109-33	INGOTS, ALUMINUM/ALUMINUM ALLOY LINGOTS ALUMINIUM, ALLIAGE D'ALUMINIUM			(CONT-D) (SUITE)				
	VALUE (\$000) VALEUR (\$000)	23,735	37,591	60,197	56.684	33	UNITED STATES ETATS-UNIS	85
45109-40	BARS, BUS, ALUMINUM/AL ALLOY, BASIC SHAPES BARRES OMNIBUS, AL/ALLI D'AL, PROFILES DE BASE							
	QTY. METRIC (KG) QUANT. METRIQUE (KG)	86,966	36,536	996,079	8,746.317	358		
	QTY. IMPERIAL (LB) QUANT. IMPERIALE (LIV)	191,729	80,548	2,195,990	19,282.429	358		
	VALUE (\$000) VALEUR (\$000)	163	125	2,337	21,306	399	FRANCE FRANCE	99
<u>45114</u>	ALUMINUM CASTINGS MOULAGES D'ALUMINIUM							
	QTY. METRIC (TONNE) QUANT. METRIQUE (TONNE)	1,129	728	991	1,298	5		
	QTY. IMPERIAL (CWT) QUANT. IMPERIALE (QTL)	24.879	16.053	21,845	28.623	5		
	VALUE (\$000) VALEUR (\$000)	10,080	8,956	13,142	16,210	17	UNITED STATES ETATS-UNIS	91
45114-25	DIE CASTINGS, ALUMINUM/AL ALLOY, UNFINISHED PIECES MDULEES SOUS PRESSION AL/ALLI D'AL SEMI-FINIES							
	QTY. METRIC (KG) QUANT. METRIQUE (KG)	585,857	216,272	451,821	708,598	6		
	QTY. IMPERIAL (CWT) QUANT. IMPERIALE (QTL)	12,916	4,768	9,961	15,622	6		
	VALUE (\$000) VALEUR (\$000)	3,214	1,788	3,510	6,132	24	UNITED STATES ETATS-UNIS	95
<u>45116</u>	ALUMINUM FORGINGS PIECES FORGEES D'ALUMINIUM							
	QTY. METRIC (TONNE) QUANT. METRIQUE (TONNE)	616	456	807	911	14		
	QTY. IMPERIAL (CWT) QUANT. IMPERIALE (QTL)	13,580	10,056	17,788	20,089	14		
	VALUE (\$000) VALEUR (\$000)	10,931	7,187	13,831	17,104	16	UNITED STATES ETATS-UNIS	100
<u>45120</u>	ALUMINUM BARS AND RODS N E S BARRES ET TIGES D'ALUMINIUM N O A							
	QTY. METRIC (TONNE) QUANT. METRIQUE (TONNE)	3,453	3,269	6,444	7,017	26		
	QTY. IMPERIAL (CWT) QUANT. IMPERIALE (QTL)	76,120	72,059	142,056	154,703	26		
	VALUE (\$000) VALEUR (\$000)	9,617	10,096	19,906	20,761	29	UNITED STATES ETATS-UNIS	73
45120-27	WIRE RODS, ALUMINUM/AL ALLOY O/T EXTRUDED TIGES, AL/ALLI D'AL AUTRE QU'EXTRUDEES							
	QTY. METRIC (KG) QUANT. METRIQUE (KG)	1,062,182	840,857	2,513,110	1,490,299	12		
	QTY. IMPERIAL (LB) QUANT. IMPERIALE (LIV)	2,341,723	1,853,781	5,540,489	3,285,563	12		
	VALUE (\$000) VALEUR (\$000)	2,304	2,081	5,655	3,476	15	FRANCE FRANCE	49

## IMPORT DATA TRENDS - TENDANCES DES DONNEES SUR L'IMPORTATION

## SECTION 2 - FABRICATED MATERIALS, INEDIBLE

## SECTION 2 - MATIERES TRAVAILLEES, NON COMESTIBLES

CODE	COMMODITY MARCHANDISE		1982	1983	1984	1985	AVE. ANNUAL	MAJDR COUNTRY OF EXPORT	
							ANNUEL MOYEN	- SHARE OF IMPORT MARKET	
							(%) 1982-1985	(%) 1985	
							TAUX DE	PAYS EXPORTATEUR	
							CROISSANCE	PRINCIPAL - PART DU	
								MARCHE DES IMPORTATIONS	
45120-35	RODS, AL/AL ALLOY, EXTRUDED, EXC WIRE RODS BAGUETTES AL/ALLI D'AL, EXTRUDEES, SAUF METAL A ETIRER								
	QTY. METRIC (KG)	(KG)	517,558	497,677	785,742	1,056,810	27		
	QUANT. METRIQUE (KG)	(KG)							
	QTY. IMPERIAL (LB)	(LB)	1,141,025	1,097,195	1,732,273	2,329,879	27		
	QUANT. IMPERIALE (LIV)	(LIV)							
	VALUE (\$000)	(\$000)	1,664	1,868	3,286	3,899	32	UNITED STATES	65
	VALEUR (\$000)	(\$000)						ETATS-UNIS	
45120-45	BARS, AL/AL ALLOY, EXTRUDED, EXC WIRE BARS BARRES AL/ALLI D'AL, EXTRUDEES, SAUF METAL A ETIRER								
	QTY. METRIC (KG)	(KG)	239,024	399,846	634,807	871,322	53		
	QUANT. METRIQUE (KG)	(KG)							
	QTY. IMPERIAL (LB)	(LB)	526,961	881,514	1,399,517	1,920,947	53		
	QUANT. IMPERIALE (LIV)	(LIV)							
	VALUE (\$000)	(\$000)	770	1,309	2,197	3,164	59	UNITED STATES	96
	VALEUR (\$000)	(\$000)						ETATS-UNIS	
45120-59	BARS, AL/AL ALLOY, NES, EXC WIRE BARS BARRES AL/ALLI D'AL NDA SAUF METAL A ETIRER								
	QTY. METRIC (KG)	(KG)	480,098	609,520	1,337,402	1,339,272	40		
	QUANT. METRIQUE (KG)	(KG)							
	QTY. IMPERIAL (LB)	(LB)	1,058,440	1,343,768	2,948,482	2,952,605	40		
	QUANT. IMPERIALE (LIV)	(LIV)							
	VALUE (\$000)	(\$000)	1,856	2,124	4,524	3,833	27	UNITED STATES	72
	VALEUR (\$000)	(\$000)						ETATS-UNIS	
45120-69	RODS, AL/AL ALLOY, NES, EXC WIRE RODS BAGUETTES AL/ALLI D'AL NDA, SAUF METAL A ETIRER								
	QTY. METRIC (KG)	(KG)	1,032,568	788,617	996,438	2,143,024	27		
	QUANT. METRIQUE (KG)	(KG)							
	QTY. IMPERIAL (LB)	(LB)	2,276,435	1,738,613	2,196,782	4,724,583	27		
	QUANT. IMPERIALE (LIV)	(LIV)							
	VALUE (\$000)	(\$000)	2,765	2,418	3,794	6,114	30	UNITED STATES	90
	VALEUR (\$000)	(\$000)						ETATS-UNIS	
45124	ALUMINUM PLATES PLAQUES D'ALUMINIUM								
	QTY. METRIC (TONNE)	(TONNE)	5,930	6,009	9,608	9,547	17		
	QUANT. METRIQUE (TONNE)	(TONNE)							
	QTY. IMPERIAL (CWT)	(CWT)	130,735	132,467	211,807	210,469	17		
	QUANT. IMPERIALE (QTL)	(QTL)							
	VALUE (\$000)	(\$000)	18,926	17,906	33,829	32,811	20	UNITED STATES	65
	VALEUR (\$000)	(\$000)						ETATS-UNIS	
45124-30	PLATES, AL/AL ALLOY .250" TO .500" THICK TOLES AL/ALLI D'AL .250 A .500" D'EPaisseur								
	QTY. METRIC (KG)	(KG)	3,912,248	3,934,460	6,597,939	5,557,527	12		
	QUANT. METRIQUE (KG)	(KG)							
	QTY. IMPERIAL (LB)	(LB)	8,625,076	8,674,044	14,546,042	12,252,314	12		
	QUANT. IMPERIALE (LIV)	(LIV)							
	VALUE (\$000)	(\$000)	9,936	10,670	19,934	15,597	16	UNITED STATES	57
	VALEUR (\$000)	(\$000)						ETATS-UNIS	
45124-40	PLATES, AL/AL ALLOY > .500" TO 1" THICK TOLES AL/ALLI D'AL > .500 A 1" D'EPaisseur								
	QTY. METRIC (KG)	(KG)	591,526	475,337	660,833	1,081,676	22		
	QUANT. METRIQUE (KG)	(KG)							
	QTY. IMPERIAL (LB)	(LB)	1,304,098	1,047,944	1,456,894	2,384,700	22		
	QUANT. IMPERIALE (LIV)	(LIV)							
	VALUE (\$000)	(\$000)	1,993	1,627	3,158	4,224	28	UNITED STATES	63
	VALEUR (\$000)	(\$000)						ETATS-UNIS	

SEE EXPLANATORY NOTES / VOIR NOTES EXPLICATIVES

## IMPORT DATA TRENDS - TENDANCES DES DONNEES SUR L'IMPORTATION

## SECTION 2 - FABRICATED MATERIALS, INEDIBLE

## SECTION 2 - MATIERES TRAVAILLEES, NON COMESTIBLES

CODE	COMMODITY MARCHANDISE		1982	1983	1984	AVE. ANNUAL GROWTH RATE (%) 1982-1985 TAUX DE CROISSANCE ANNUEL MOYEN		MAJOR COUNTRY OF EXPORT - SHARE OF IMPORT MARKET (%) 1985 PAYS EXPORTATEUR PRINCIPAL - PART DU MARCHE DES IMPORTATIONS	
						1985	ANNUEL MOYEN		
45124-50	PLATES, AL/AL ALLOY > 1.00" TO 2" THICK TOLES AL/ALLI D'AL > 1.00 A 2" D'EPAISSEUR								
	QTY. METRIC (KG)		789,475	725,393	832,952	1,298,798	18		
	QUANT. METRIQUE (KG)								
	QTY. IMPERIAL (LB)		1,740,504	1,599,227	1,836,355	2,863,375	18		
	QUANT. IMPERIALE (LIV)								
	VALUE (\$000)		3,890	2,550	3,927	5,600	13	UNITED STATES	75
	VALEUR (\$000)							ETATS-UNIS	
45124-60	PLATES, AL/AL ALLOY OVER 2" THICK TOLES AL/ALLI D'AL > 2" D'EPAISSEUR								
	QTY. METRIC (KG)		637,026	873,380	1,515,852	1,608,568	36		
	QUANT. METRIQUE (KG)								
	QTY. IMPERIAL (LB)		1,404,410	1,925,484	3,341,900	3,546,303	36		
	QUANT. IMPERIALE (LIV)								
	VALUE (\$000)		3,108	3,059	6,811	7,389	33	UNITED STATES	78
	VALEUR (\$000)							ETATS-UNIS	
45125	ALUMINUM SHEET, STRIP UP TO .025 IN FEUILLE D'ALUMINIUM JUSQU'A .025 PD								
	QTY. METRIC (TONNE)		13,240	18,925	17,971	24,734	23		
	QUANT. METRIQUE (TONNE)								
	QTY. IMPERIAL (CWT)		291,892	417,227	396,179	545,274	23		
	QUANT. IMPERIALE (QTL)								
	VALUE (\$000)		37,903	54,408	59,768	76,325	26	UNITED STATES	77
	VALEUR (\$000)							ETATS-UNIS	
45125-51	SHEETS, AL/AL ALLOY, COILED, UP TO .015" THK FEUILLES AL/ALLI D'AL EN ROULEAU .051" & MNS D'EPAISSEUR								
	QTY. METRIC (KG)		5,267,444	9,097,623	7,923,203	12,954,275	35		
	QUANT. METRIQUE (KG)								
	QTY. IMPERIAL (LB)		11,612,786	20,056,931	17,467,764	28,559,437	35		
	QUANT. IMPERIALE (LIV)								
	VALUE (\$000)		15,226	27,713	27,149	42,614	40	UNITED STATES	81
	VALEUR (\$000)							ETATS-UNIS	
45125-52	SHEETS, AL/AL ALLOY, CROPPED, UP TO .015" THK FEUILLES AL/ALLI D'AL DECOUPEE .015" & MNS D'EPAISSEUR								
	QTY. METRIC (KG)		426,452	769,232	955,298	1,385,356	48		
	QUANT. METRIQUE (KG)								
	QTY. IMPERIAL (LB)		940,170	1,695,875	2,106,083	3,054,204	48		
	QUANT. IMPERIALE (LIV)								
	VALUE (\$000)		2,021	3,088	3,586	5,264	37	UNITED STATES	81
	VALEUR (\$000)							ETATS-UNIS	
45125-54	SHEETS, AL/AL ALLOY, COILED, > .015" TO .025" FEUILLES AL/ALLI D'AL EN ROULEAU > .015" A .025"								
	QTY. METRIC (KG)		7,028,375	8,805,468	8,645,432	9,956,132	12		
	QUANT. METRIQUE (KG)								
	QTY. IMPERIAL (LB)		15,494,996	19,412,836	19,060,015	21,949,628	12		
	QUANT. IMPERIALE (LIV)								
	VALUE (\$000)		18,755	22,310	26,868	26,052	11	UNITED STATES	71
	VALEUR (\$000)							ETATS-UNIS	
45127	ALUMINUM SHEET, STRIP OV. .025-.051 FEUILLE D'ALUMINIUM, PLUS .025-.051								
	QTY. METRIC (TONNE)		7,629	12,343	14,073	15,614	27		
	QUANT. METRIQUE (TONNE)								
	QTY. IMPERIAL (CWT)		168,183	272,108	310,243	344,220	27		
	QUANT. IMPERIALE (QTL)								

## IMPORT DATA TRENDS - TENDANCES DES DONNEES SUR L'IMPORTATION

## SECTION 2 - FABRICATED MATERIALS, INEDIBLE

## SECTION 2 - MATIERES TRAVAILLEES, NON COMESTIBLES

CODE	COMMOOITY MARCHANDISE	1982	1983	1984	AVE. ANNUAL GRDWTN RATE (%) 1982-1985 TAUX DE CROISSANCE ANNUEL MOYEN		MAJOR COUNTRY OF EXPORT - SHARE OF IMPORT MARKET (%) 1985 PAYS EXPORTATEUR PRINCIPAL - PART DU MARCHE DES IMPORTATIONS	
					1985	ANNUEL MOYEN		
45127	ALUMINUM SHEET, STRIP OV. .025-.051 FEUILLE D'ALUMINIUM, PLUS .025-.051			(CONT-D) (SUITE)				
	VALUE (\$000) VALEUR (\$000)	23,777	37,652	50,788	54,835	32	UNITED STATES ETATS-UNIS	66
45127-51	SHEETS, AL/AL ALLOY, COILED, > .025" TO .051" FEUILLES AL/ALLI D'AL EN ROULEAU > .025" A .051"							
	QTY. METRIC (KG) QUANT. METRIQUE (KG)	7,012,237	11,637,162	12,912,522	14,390,205	27		
	QTY. IMPERIAL (LB) QUANT. IMPERIALE (LIV)	15,459,418	25,655,684	28,467,387	31,725,138	27		
	VALUE (\$000) VALEUR (\$000)	21,546	35,221	46,383	50,221	32	UNITED STATES ETATS-UNIS	66
45127-52	SHEETS, AL/AL ALLOY, CROPPED, > .025" TO .051" FEUILLES AL/ALLI D'AL DECOUPEE > .025" A .051"							
	QTY. METRIC (KG) QUANT. METRIQUE (KG)	616,421	705,403	1,159,796	1,222,646	25		
	QTY. IMPERIAL (LB) QUANT. IMPERIALE (LIV)	1,358,983	1,555,156	2,556,926	2,695,488	25		
	VALUE (\$000) VALEUR (\$000)	2,231	2,430	4,405	4,614	27	UNITED STATES ETATS-UNIS	71
45129	ALUMINUM SHEET, STRIP OV. .051-.125 FEUILLE D'ALUMINIUM, PLUS .051-.125							
	QTY. METRIC (TONNE) QUANT. METRIQUE (TONNE)	34,702	44,623	90,327	73,313	28		
	QTY. IMPERIAL (CWT) QUANT. IMPERIALE (QTL)	765,041	983,746	1,991,339	1,616,253	28		
	VALUE (\$000) VALEUR (\$000)	79,493	100,384	227,671	153,347	24	UNITED STATES ETATS-UNIS	82
45129-51	SHEETS, AL/AL ALLOY, COILED, > .051" TO .125" FEUILLES AL/ALLI D'AL EN ROULEAU > .051" A .125"							
	QTY. METRIC (KG) QUANT. METRIQUE (KG)	32,533,981	42,815,651	85,793,130	69,630,468	29		
	QTY. IMPERIAL (LB) QUANT. IMPERIALE (LIV)	71,725,525	94,392,845	189,142,463	153,509,707	29		
	VALUE (\$000) VALEUR (\$000)	72,714	95,124	213,313	142,174	25	UNITED STATES ETATS-UNIS	84
45129-52	SHEETS, AL/AL ALLOY, CROPPED, > .051" TO .125" FEUILLES AL/ALLI D'AL DECOUPEE > .051" A .125"							
	QTY. METRIC (KG) QUANT. METRIQUE (KG)	2,167,564	1,805,932	4,531,787	3,680,896	19		
	QTY. IMPERIAL (LB) QUANT. IMPERIALE (LIV)	4,778,685	3,981,419	9,990,933	8,115,029	19		
	VALUE (\$000) VALEUR (\$000)	6,779	5,260	14,359	11,173	18	UNITED STATES ETATS-UNIS	56
45131	ALUMINUM SHEET & STRIP OVER .125 IN FEUILLE D'ALUMINIUM PLUS DE .125 IN							
	QTY. METRIC (TONNE) QUANT. METRIQUE (TONNE)	27,957	27,911	38,058	33,418	6		
	QTY. IMPERIAL (CWT) QUANT. IMPERIALE (QTL)	616,335	615,319	839,011	736,727	6		
	VALUE (\$000) VALEUR (\$000)	62,796	61,684	103,207	77,113	7	UNITED STATES ETATS-UNIS	78
45131-51	SHEETS, AL/AL ALLOY, COILED, > .125" TO .249" FEUILLES AL/ALLI D'AL EN ROULEAU > .125" A .249"							
	QTY. METRIC (KG) QUANT. METRIQUE (KG)	26,898,416	26,579,829	34,391,562	30,226,236	4		

SEE EXPLANATORY NOTES / VOIR NOTES EXPLICATIVES



## IMPDRT DATA TRENDS - TENDANCES DES DONNEES SUR L'IMPDRTATION

## SECTION 2 - FABRICATED MATERIALS, INEDIBLE

## SECTION 2 - MATIERES TRAVAILLEES, NON COMESTIBLES

CODE	COMMODITY MARCHANDISE		1982	1983	1984	AVE. ANNUAL GROWTH RATE (%) 1982-1985 TAUX DE CROISSANCE 1985 ANNUEL MOYEN	MAJDR COUNTRY OF EXPDRT - SHARE OF IMPORT MARKET (%) 1985 PAYS EXPORTATEUR PRINCIPAL - PART DU MARCHE DES IMPORTATIONS	
45131-51	SHEETS, AL/AL ALLOY, COILED, > .125" TO .249" FEUILLES AL/ALLI D'AL EN ROULEAU > .125" A .249"				(CDNT-D) (SUITE)			
	QTY. IMPERIAL (LB) QUANT. IMPERIALE (LIV)		59,301,166	58,598,799	75,820,812	66,637,791	4	
	VALUE (\$000) VALEUR (\$000)		59,290	57,813	90,498	66,453	4	UNITED STATES ETATS-UNIS 78
45131-52	SHEETS, AL/AL ALLOY, CROPPED, >.125" TO .249" FEUILLES AL/ALLI D'AL DECOUPEE > .125" A .249"							
	QTY. METRIC (KG) QUANT. METRIQUE (KG)		1,057,790	1,330,070	3,664,975	3,190,878	44	
	QTY. IMPERIAL (LB) QUANT. IMPERIALE (LIV)		2,332,041	2,932,318	8,079,928	7,034,719	44	
	VALUE (\$000) VALEUR (\$000)		3,506	3,870	12,709	10,660	44	UNITED STATES ETATS-UNIS 76
45132	ALUMINUM FOIL DR LEAF ALUMINIUM EN LAMES OU EN FEUILLES							
	QTY. METRIC (TONNE) QUANT. METRIQUE (TONNE)		501	666	865	998	25	
	QTY. IMPERIAL (CWT) QUANT. IMPERIALE (QTL)		11,052	14,684	19,073	22,012	25	
	VALUE (\$000) VALEUR (\$000)		1,661	2,248	3,414	3,736	31	UNITED STATES ETATS-UNIS 42
45136	STRUCTURAL SHAPES, ALUMINUM PROFILES DE CONSTRUCTION, ALUMINIUM							
	QTY. METRIC (TONNE) QUANT. METRIQUE (TONNE)		1,656	2,596	2,914	4,170	36	
	QTY. IMPERIAL (CWT) QUANT. IMPERIALE (QTL)		36,498	57,221	64,251	91,923	36	
	VALUE (\$000) VALEUR (\$000)		7,120	9,775	12,658	18,666	37	UNITED STATES ETATS-UNIS 96
45140	ALUMINUM PIPE AND TUBING TUYAUX ET TUBES D'ALUMINIUM							
	QTY. METRIC (TONNE) QUANT. METRIQUE (TONNE)		1,160	1,431	1,563	2,611	31	
	QTY. IMPERIAL (CWT) QUANT. IMPERIALE (QTL)		25,577	31,540	34,466	57,564	31	
	VALUE (\$000) VALEUR (\$000)		5,178	6,267	7,575	11,362	30	UNITED STATES ETATS-UNIS 93
45147	ALUMINUM WIRE & CABLE NDT INSULATED FIL ET CABLE D'ALUMINIUM NON ISOLES							
	QTY. METRIC (TONNE) QUANT. METRIQUE (TONNE)		1,583	1,433	1,577	1,764	4	
	QTY. IMPERIAL (CWT) QUANT. IMPERIALE (QTL)		34,897	31,595	34,763	38,889	4	
	VALUE (\$000) VALEUR (\$000)		4,921	4,270	5,606	5,785	6	UNITED STATES ETATS-UNIS 76
45147-31	WIRE, AL/AL ALLDY EXCEPT INSULATED FIL AL/ALLI D'AL SAUF FIL ISDLE							
	QTY. METRIC (KG) QUANT. METRIQUE (KG)		1,474,349	1,278,670	1,373,969	1,615,688	3	
	QTY. IMPERIAL (CWT) QUANT. IMPERIALE (QTL)		32,504	28,190	30,291	35,620	3	

SEE EXPLANATORY NOTES / VOIR NOTES EXPLICATIVES

## IMPORT DATA TRENDS - TENDANCES DES DONNEES SUR L'IMPORTATION

## SECTION 2 - FABRICATED MATERIALS, INEDIBLE

## SECTION 2 - MATIERES TRAVAILLEES, NON COMESTIBLES

CODE	COMMODITY MARCHANDISE	1982	1983	1984	1985	AVE. ANNUAL	MAJOR COUNTRY OF EXPORT	
						GROWTH RATE (%) 1982-1985 TAUX DE CROISSANCE ANNUEL MOYEN	- SHARE OF IMPORT MARKET (%) 1985 PAYS EXPORTATEUR PRINCIPAL - PART DU MARCHE DES IMPORTATIONS	
45147-31	WIRE, AL/AL ALLOY EXCEPT INSULATED FIL AL/ALLI D'AL SAUF FIL ISOLE			(CONT-D) (SUITE)				
	VALUE (\$000) VALEUR (\$000)	4.703	3.971	5.071	5.435	5	UNITED STATES ETATS-UNIS	79
45148	ALUMINUM & ALLOY FABRICATD MAT. NES OUVRAGES D'ALUMINIUM & ALLIAGE NDA							
	VALUE (\$000) VALEUR (\$000)	48,536	56,157	68,847	89,956	23	UNITED STATES ETATS-UNIS	82
45149-30	CIRCLES, ALUMINUM/AL ALLOY CERCLES AL/ALLI D'ALUMINIUM							
	QTY. METRIC (KG) QUANT. METRIQUE (KG)	2,155,410	3,034,284	4,196,140	2,667,877	7		
	QTY. IMPERIAL (LB) QUANT. IMPERIALE (LIV)	4,751,890	6,689,485	9,250,953	5,881,692	7		
	VALUE (\$000) VALEUR (\$000)	6,523	8,999	13,832	8,181	8	UNITED STATES ETATS-UNIS	34
45149-70	VENETIAN BLIND STOCK, ALUMINUM, FABRICATED ALUMINIUM TRAVAILLE PR STORES VENITIENS							
	VALUE (\$000) VALEUR (\$000)	1,844	3,658	6,147	7,844	51	UNITED STATES ETATS-UNIS	55
45204	COPPER, REFINERY SHAPES CUIVRE EN PROFILES D'AFFINAGE							
	QTY. METRIC (TONNE) QUANT. METRIQUE (TONNE)	28,028	24,561	25,565	19,131	-12		
	QTY. IMPERIAL (CWT) QUANT. IMPERIALE (QTL)	617,907	541,462	563,594	421,763	-12		
	VALUE (\$000) VALEUR (\$000)	52,760	56,138	48,751	39,403	-9	UNITED STATES ETATS-UNIS	45
45204-20	COPPER, BLISTER OR BLACK COPPER CUIVRE NOIR OU CUIVRE AMPOULE							
	QTY. METRIC (KG) QUANT. METRIQUE (KG)	2,015,117	6,007,783	4,728,431	1,019,820	-20		
	QTY. IMPERIAL (LB) QUANT. IMPERIALE (LIV)	4,442,596	13,244,963	10,424,461	2,248,329	-20		
	VALUE (\$000) VALEUR (\$000)	4,451	18,400	7,340	3,195	-10	SWEDEN SUEDE	100
45204-33	BILLETS, COPPER BILLETES DE CUIVRE							
	QTY. METRIC (KG) QUANT. METRIQUE (KG)	775,100	695,257	1,704,071	1,370,617	21		
	QTY. IMPERIAL (LB) QUANT. IMPERIALE (LIV)	1,708,813	1,532,875	3,756,854	3,021,710	21		
	VALUE (\$000) VALEUR (\$000)	1,760	1,695	3,915	3,323	23	UNITED STATES ETATS-UNIS	100
45204-43	CATHODES, COPPER CATHODES DE CUIVRE							
	QTY. METRIC (KG) QUANT. METRIQUE (KG)	4,203,217	1,228,693	1,164,395	3,174,734	-9		
	QTY. IMPERIAL (LB) QUANT. IMPERIALE (LIV)	9,266,555	2,708,818	2,567,064	6,999,126	-9		
	VALUE (\$000) VALEUR (\$000)	7,686	2,176	2,124	6,068	-7	UNITED STATES ETATS-UNIS	100
45204-50	WIRE BARS, COPPER FIL DE CUIVRE A ETIRER							
	QTY. METRIC (KG) QUANT. METRIQUE (KG)	19,939,657	9,493,562	13,356,727	11,407,981	-17		

## IMPRT DATA TRENDS - TENDANCES DES DONNEES SUR L'IMPORTATION

## SECTION 2 - FABRICATED MATERIALS, INEDIBLE

## SECTION 2 - MATIERES TRAVAILLEES, NON COMESTIBLES

CODE	COMMODITY MARCHANDISE	1982	1983	1984	AVE. ANNUAL GROWTH RATE (%) 1982-1985 TAUX DE CROISSANCE 1985 ANNUEL MOYEN	MAJOR COUNTRY OF EXPORT - SHARE OF IMPORT MARKET (%) 1985 PAYS EXPORTATEUR PRINCIPAL - PART DU MARCHE DES IMPORTATIONS		
45204-50	WIRE BARS, COPPER FIL DE CUIVRE A ETIRER			(CONT-D) (SUITE)				
	QTY. IMPERIAL (LB) QUANT. IMPERIALE (LIV)	43,959,649	20,929,831	29,446,696	25,150.424	-17		
	VALUE (\$000) VALEUR (\$000)	36,146	18,766	23,852	21,632	-16	ZAIRE ZAIRE	46
45208	COPPER BARS, RODS AND SHAPES N E S CUIVRE EN BARRES TIGES PROFILS NDA							
	QTY. METRIC (TONNE) QUANT. METRIQUE (TONNE)	6,061	9,619	5,111	5,658	-2		
	QTY. IMPERIAL (CWT) QUANT. IMPERIALE (QTL)	133,616	212,060	112,674	124,731	-2		
	VALUE (\$000) VALEUR (\$000)	12,406	21,512	11,087	12,583	0	UNITED STATES ETATS-UNIS	62
45208-50	WIRE RODS, COPPER TIGES EN CUIVRE							
	QTY. METRIC (KG) QUANT. METRIQUE (KG)	194,318	9,159,887	3,714,494	4,111,521	174		
	QTY. IMPERIAL (CWT) QUANT. IMPERIALE (QTL)	4,284	201,942	81,891	90,644	174		
	VALUE (\$000) VALEUR (\$000)	470	20,169	7,528	8,391	159	UNITED STATES ETATS-UNIS	52
45212	COPPER PLATES SHEET & FLAT PRODUCTS CUIVRE EN PLAQUE FEUILLE PROD PLATS							
	QTY. METRIC (TONNE) QUANT. METRIQUE (TONNE)	977	1,350	4,970	4,820	69		
	QTY. IMPERIAL (CWT) QUANT. IMPERIALE (QTL)	21,542	29,772	109,568	106,259	69		
	VALUE (\$000) VALEUR (\$000)	3,533	4,577	14,139	13,494	56	UNITED STATES ETATS-UNIS	69
45212-30	SHEETS, COPPER FEUILLES DE CUIVRE							
	QTY. METRIC (KG) QUANT. METRIQUE (KG)	223,212	308,532	2,523,263	3,545,758	149		
	QTY. IMPERIAL (CWT) QUANT. IMPERIALE (QTL)	4,921	6,802	55,761	78,171	149		
	VALUE (\$000) VALEUR (\$000)	762	1,009	6,307	9,033	126	UNITED STATES ETATS-UNIS	86
45212-40	STRIPS, COPPER BANDES DE CUIVRE							
	QTY. METRIC (KG) QUANT. METRIQUE (KG)	604,908	953,446	2,244,817	1,083,082	21		
	QTY. IMPERIAL (CWT) QUANT. IMPERIALE (QTL)	13,336	21,020	49,490	23,878	21		
	VALUE (\$000) VALEUR (\$000)	2,187	3,222	6,942	3,739	19	SWEDEN SUEDE	35
45215	COPPER PIPE AND TUBING TUYAUX ET TUBES DE CUIVRE							
	QTY. METRIC (TONNE) QUANT. METRIQUE (TONNE)	2,519	3,472	3,007	3,434	11		
	QTY. IMPERIAL (CWT) QUANT. IMPERIALE (QTL)	55,537	76,545	66,287	75,711	11		
	VALUE (\$000) VALEUR (\$000)	9,170	11,922	10,751	12,091	10	UNITED STATES ETATS-UNIS	72

SEE EXPLANATORY NOTES / VOIR NOTES EXPLICATIVES

## IMPORT DATA TRENDS - TENDANCES DES DONNEES SUR L'IMPORTATION

## SECTION 2 - FABRICATED MATERIALS, INEDIBLE

## SECTION 2 - MATIERES TRAVAILLEES, NON COMESTIBLES

CODE	COMMODITY MARCHANDISE	1982	1983	1984	1985	AVE. ANNUAL GROWTH RATE (%) 1982-1985	MAJOR COUNTRY OF EXPORT - SHARE OF IMPORT MARKET (%) 1985	1985	95
						TAUX DE CROISSANCE ANNUEL MOYEN	PAYS EXPORTATEUR PRINCIPAL - PART DU MARCHE DES IMPORTATIONS		
45215-40	PIPES/TUBES, COPPER, SEAMLESS TUYAUX/TUBES DE CUIVRE, SANS SOUDURE								
	QTY. METRIC (KG) QUANT. METRIQUE (KG)	1,749,633	2,642,116	2,444,124	3,031,659	20			
	QTY. IMPERIAL (CWT) QUANT. IMPERIALE (QTL)	38,573	58,249	53,884	66,837	20			
	VALUE (\$000) VALEUR (\$000)	6,313	8,995	8,703	10,676	19	UNITED STATES ETATS-UNIS		68
45218	COPPER WIRE & CABLE, NOT INSULATED FIL ET CABLE DE CUIVRE, SAUF ISOLE								
	QTY. METRIC (TONNE) QUANT. METRIQUE (TONNE)	1,952	1,822	3,429	3,957	26			
	QTY. IMPERIAL (CWT) QUANT. IMPERIALE (QTL)	43,044	40,160	75,588	87,240	26			
	VALUE (\$000) VALEUR (\$000)	5,702	7,021	12,600	15,338	39	UNITED STATES ETATS-UNIS		95
45218-20	WIRE, COPPER, EXCEPT INSULATED FIL DE CUIVRE SAUF FIL ISOLE								
	QTY. METRIC (KG) QUANT. METRIQUE (KG)	1,862,803	1,595,866	2,987,434	3,590,755	24			
	QTY. IMPERIAL (CWT) QUANT. IMPERIALE (QTL)	41,068	35,183	65,862	79,163	24			
	VALUE (\$000) VALEUR (\$000)	5,332	6,176	10,964	13,816	37	UNITED STATES ETATS-UNIS		96
45223	COPPER POWDER POUDRE DE CUIVRE								
	QTY. METRIC (TONNE) QUANT. METRIQUE (TONNE)	540	826	1,104	746	11			
	QTY. IMPERIAL (CWT) QUANT. IMPERIALE (QTL)	11,912	18,219	24,328	16,456	11			
	VALUE (\$000) VALEUR (\$000)	1,245	1,846	2,805	1,919	15	UNITED STATES ETATS-UNIS		78
45275	COPPER ALLOY REFINERY SHAPES, BARS PROFILES D'AFFINAGE, ALLIAGE CUIVRE								
	QTY. METRIC (TONNE) QUANT. METRIQUE (TONNE)	6,732	9,837	12,367	11,433	19			
	QTY. IMPERIAL (CWT) QUANT. IMPERIALE (QTL)	148,409	216,867	272,647	252,058	19			
	VALUE (\$000) VALEUR (\$000)	16,449	23,684	31,244	28,585	20	UNITED STATES ETATS-UNIS		72
45275-60	RODS, COPPER ALLOY TIGES ALLIAGE DE CUIVRE								
	QTY. METRIC (KG) QUANT. METRIQUE (KG)	5,226,128	7,588,969	8,770,707	8,225,855	16			
	QTY. IMPERIAL (CWT) QUANT. IMPERIALE (QTL)	115,217	167,309	193,362	181,350	16			
	VALUE (\$000) VALEUR (\$000)	11,698	17,519	21,105	18,989	17	UNITED STATES ETATS-UNIS		76
45275-70	BARS, COPPER ALLOY, EXC WIRE BARS BARRÉS, ALLIAGE DE CUIVRE SAUF METAL A ETIRER								
	QTY. METRIC (KG) QUANT. METRIQUE (KG)	593,749	1,158,151	1,829,011	1,547,377	37			
	QTY. IMPERIAL (CWT) QUANT. IMPERIALE (QTL)	13,090	25,533	40,323	34,114	37			

SEE EXPLANATORY NOTES / VOIR NOTES EXPLICATIVES

## IMPORT DATA TRENDS - TENDANCES DES DONNEES SUR L'IMPORTATION

## SECTION 2 - FABRICATED MATERIALS, INEDIBLE

## SECTION 2 - MATIERES TRAVAILLEES, NON COMESTIBLES

CODE	COMMODITY MARCHANDISE	1982	1983	1984	AVE. ANNUAL GROWTH RATE (%) 1982-1985 TAUX DE CROISSANCE ANNUEL MOYEN		MAJDR COUNTRY OF EXPORT - SHARE OF IMPORT MARKET (%) 1985 PAYS EXPDRTATEUR PRINCIPAL - PART DU MARCHE DES IMPORTATIONS	
					1985	ANNUEL MOYEN		
45275-70	BARS, COPPER ALLOY, EXC WIRE BARS BARRES, ALLIAGE DE CUIVRE SAUF METAL A ETIRER			(CDNT-D) (SUITE)				
	VALUE (\$000) VALEUR (\$000)	1,862	2,885	4,586	4,564	34	UNITED STATES ETATS-UNIS	55
45276	BRASS PLATES, SHEET, STRIP, ETC LAITON EN PLAQUE FEUILLE PROD PLATS							
	QTY. METRIC (TONNE) QUANT. METRIQUE (TONNE)	2,767	3,543	4,171	4,004	13		
	QTY. IMPERIAL (CWT) QUANT. IMPERIALE (QTL)	61,006	78,100	91,958	88,278	13		
	VALUE (\$000) VALEUR (\$000)	8,663	11,060	13,025	12,836	14	UNITED STATES ETATS-UNIS	37
45276-40	STRIPS, BRASS BANDES DE LAITON							
	QTY. METRIC (KG) QUANT. METRIQUE (KG)	2,140,537	2,514,249	2,877,938	2,395,363	4		
	QTY. IMPERIAL (CWT) QUANT. IMPERIALE (QTL)	47,191	55,430	63,448	52,809	4		
	VALUE (\$000) VALEUR (\$000)	6,359	7,509	8,542	7,183	4	GERMANY WEST ALLEMAGNE, O.	37
45278	COPPER ALLOY PLATES, SHEET, ETC NES TOLE, FEUILLE D'ALLIAGE CUIVRE NDA							
	QTY. METRIC (TONNE) QUANT. METRIQUE (TONNE)	773	1,692	1,770	1,638	28		
	QTY. IMPERIAL (CWT) QUANT. IMPERIALE (QTL)	17,036	37,295	39,014	36,114	28		
	VALUE (\$000) VALEUR (\$000)	4,397	7,771	8,226	7,705	20	UNITED STATES ETATS-UNIS	73
45278-49	STRIPS, COPPER ALLOY NES BANDES D'ALLIAGE DE CUIVRE NDA							
	QTY. METRIC (KG) QUANT. METRIQUE (KG)	501,081	926,911	923,237	855,924	19		
	QTY. IMPERIAL (CWT) QUANT. IMPERIALE (QTL)	11,047	20,435	20,354	18,870	19		
	VALUE (\$000) VALEUR (\$000)	2,835	4,903	5,199	5,008	21	UNITED STATES ETATS-UNIS	69
45285	COPPER ALLOY PIPE AND TUBING TUYAUX, TUBES D'ALLIAGES DE CUIVRE							
	QTY. METRIC (TONNE) QUANT. METRIQUE (TONNE)	1,884	2,858	4,106	3,766	26		
	QTY. IMPERIAL (CWT) QUANT. IMPERIALE (QTL)	41,535	63,015	90,511	83,032	26		
	VALUE (\$000) VALEUR (\$000)	8,978	12,905	19,313	17,937	26	UNITED STATES ETATS-UNIS	73
45285-20	PIPES/TUBES, COPPER ALLOY, WELDED TUYAUX/TUBES EN ALLIAGE DE CUIVRE SOUDES							
	QTY. METRIC (KG) QUANT. METRIQUE (KG)	413,629	690,999	845,356	936,573	31		
	QTY. IMPERIAL (CWT) QUANT. IMPERIALE (QTL)	9,119	15,234	18,637	20,648	31		
	VALUE (\$000) VALEUR (\$000)	2,309	3,786	4,663	5,115	30	UNITED STATES ETATS-UNIS	94

## IMPORT DATA TRENDS - TENDANCES DES DONNEES SUR L'IMPORTATION

## SECTION 2 - FABRICATED MATERIALS, INEDIBLE

## SECTION 2 - MATIERES TRAVAILLEES, NON COMESTIBLES

CODE	COMMODITY MARCHANDISE	1982	1983	1984	AVE. ANNUAL GROWTH RATE (%) 1982-1985 TAUX DE CROISSANCE ANNUEL MOYEN		MAJOR COUNTRY OF EXPORT - SHARE OF IMPORT MARKET (%) 1985 PAYS EXPORTATEUR PRINCIPAL - PART DU MARCHE DES IMPORTATIONS		
					1985	ANNUEL MOYEN			
45285-40	PIPES/TUBES, COPPER ALLOY, SEAMLESS TUYAUX/TUBES ALLIAGE DE CUIVRE SANS SOUDURE								
	QTY. METRIC (KG) QUANT. METRIQUE (KG)	921,740	1,507,098	2,664,070	2,193,607	33			
	QTY. IMPERIAL (CWT) QUANT. IMPERIALE (QTL)	20,321	33,226	58,733	48,361	33			
	VALUE (\$000) VALEUR (\$000)	4,142	6,311	12,047	9,807	33	UNITED STATES ETATS-UNIS	59	
45288	COPPER ALLOY WIRE & CABLE NOT INSUL FIL ET CABLE D'ALLIAGES DE CUIVRE								
	QTY. METRIC (TONNE) QUANT. METRIQUE (TONNE)	774	1,179	1,278	1,509	25			
	QTY. IMPERIAL (CWT) QUANT. IMPERIALE (QTL)	17,069	25,989	28,171	33,265	25			
	VALUE (\$000) VALEUR (\$000)	2,837	3,934	4,297	5,061	21	UNITED STATES ETATS-UNIS	77	
45288-20	WIRE, COPPER ALLOY, EXCEPT INSULATED FIL ALLIAGE DE CUIVRE, SAUF FIL ISOLE								
	QTY. METRIC (KG) QUANT. METRIQUE (KG)	723,839	1,099,094	1,135,154	1,388,394	24			
	QTY. IMPERIAL (CWT) QUANT. IMPERIALE (QTL)	15,958	24,231	25,026	30,609	24			
	VALUE (\$000) VALEUR (\$000)	2,669	3,859	3,799	4,631	20	UNITED STATES ETATS-UNIS	75	
45290	COPPER ALLOY CASTINGS MOULAGES D'ALLIAGES DE CUIVRE								
	QTY. METRIC (TONNE) QUANT. METRIQUE (TONNE)	228	504	694	552	34			
	QTY. IMPERIAL (CWT) QUANT. IMPERIALE (QTL)	5,036	11,108	15,293	12,160	34			
	VALUE (\$000) VALEUR (\$000)	1,395	3,416	4,483	3,616	37	UNITED STATES ETATS-UNIS	98	
45299	COPPER & COP. ALLOY FAB. MAT. N E S OUVRAGES DE CUIVRE, D'ALLIAGES NDA								
	QTY. METRIC (TONNE) QUANT. METRIQUE (TONNE)	2,386	1,850	2,132	2,742	5			
	QTY. IMPERIAL (CWT) QUANT. IMPERIALE (QTL)	52,594	40,786	47,009	60,457	5			
	VALUE (\$000) VALEUR (\$000)	11,813	10,277	11,707	13,836	5	UNITED STATES ETATS-UNIS	69	
45309	LEAD PIGS, BLOCKS AND SHOT PLOMB EN GUEUSES, BLOCS ET BALLE								
	QTY. METRIC (TONNE) QUANT. METRIQUE (TONNE)	5,661	2,551	6,313	5,676	0			
	QTY. IMPERIAL (CWT) QUANT. IMPERIALE (QTL)	124,796	56,232	139,184	125,123	0			
	VALUE (\$000) VALEUR (\$000)	3,894	1,642	4,352	3,433	-4	UNITED STATES ETATS-UNIS	57	
45309-20	LEAD PIGS, BLOCKS AND SLABS PLOMB EN GUEUSES, BLOCS ET BRAMES								
	QTY. METRIC (KG) QUANT. METRIQUE (KG)	5,469,053	2,066,676	6,112,226	5,466,235	0			

SEE EXPLANATORY NOTES / VOIR NOTES EXPLICATIVES

## IMPORT DATA TRENDS - TENDANCES DES DONNEES SUR L'IMPORTATION

## SECTION 2 - FABRICATED MATERIALS, INEDIBLE

## SECTION 2 - MATIERES TRAVAILLEES, NON COMESTIBLES

CODE	COMMODITY MARCHANDISE	1982	1983	1984	1985	AVE. ANNUAL GROWTH RATE (%) 1982-1985 TAUX DE CROISSANCE ANNUEL MOYEN	MAJOR COUNTRY OF EXPORT - SHARE OF IMPORT MARKET (%) 1985 PAYS EXPORTATEUR PRINCIPAL - PART DU MARCHE DES IMPORTATIONS	
45309-20	LEAD PIGS, BLOCKS AND SLABS PLOMB EN GUEUSES, BLOCS ET BRAMES			(CONT-D) (SUITE)				
	QTY. IMPERIAL (LB) QUANT. IMPERIALE (LIV)	12,057,260	4,556,264	13,475,222	12,051,048	0		
	VALUE (\$000) VALEUR (\$000)	3,708	1,188	4,110	3,264	-4	UNITED STATES ETATS-UNIS	55
45349	LEAD FABRICATED MATERIALS N E S OUVRAGES DE PLOMB N D A							
	QTY. METRIC (TONNE) QUANT. METRIQUE (TONNE)	1,752	1,299	653	514	-34		
	QTY. IMPERIAL (CWT) QUANT. IMPERIALE (QTL)	38,627	28,634	14,399	11,332	-34		
	VALUE (\$000) VALEUR (\$000)	2,304	1,526	974	893	-27	UNITED STATES ETATS-UNIS	94
45415	NICKEL ANODES CATHODES INGOTS RODS ANODES, CATHODES, LINGOTS DE NICKEL							
	QTY. METRIC (TONNE) QUANT. METRIQUE (TONNE)	2,431	2,358	3,480	2,764	4		
	QTY. IMPERIAL (CWT) QUANT. IMPERIALE (QTL)	53,587	51,976	76,719	60,935	4		
	VALUE (\$000) VALEUR (\$000)	17,099	15,130	25,661	20,603	6	NORWAY NORVEGE	64
45415-30	CATHODES/CATHODE SQUARES, ELECTROLYTIC NICKEL CATHODES CARREES EN NICKEL, ELECTROLYTIQUE							
	QTY. METRIC (KG) QUANT. METRIQUE (KG)	1,009,963	749,830	1,316,137	864,316	-5		
	QTY. IMPERIAL (CWT) QUANT. IMPERIALE (QTL)	22,266	16,531	29,016	19,055	-5		
	VALUE (\$000) VALEUR (\$000)	7,208	4,223	10,064	6,148	-5	NORWAY NORVEGE	72
45415-70	ANODES, NICKEL FOR ELECTROPLATING ANODES DE NICKEL POUR GALVANOPLASTIE							
	QTY. METRIC (KG) QUANT. METRIQUE (KG)	320,280	293,246	574,971	530,655	18		
	QTY. IMPERIAL (CWT) QUANT. IMPERIALE (QTL)	7,061	6,465	12,676	11,699	18		
	VALUE (\$000) VALEUR (\$000)	2,285	1,791	4,242	4,004	20	UNITED STATES ETATS-UNIS	100
45469	NICKEL ALLOY INGOTS BLOCKS RODS ETC LINGOTS BLOCS TIGES ALLIAGES NICKEL							
	QTY. METRIC (TONNE) QUANT. METRIQUE (TONNE)	972	998	623	573	-16		
	QTY. IMPERIAL (CWT) QUANT. IMPERIALE (QTL)	21,420	22,003	13,741	12,639	-16		
	VALUE (\$000) VALEUR (\$000)	6,919	7,461	7,087	5,994	-4	UNITED STATES ETATS-UNIS	77
45476	NICKEL & ALLOY PLATE SHEET & STRIPS TOLE, FEUILLARD, NICKEL ET ALLIAGE							
	QTY. METRIC (TONNE) QUANT. METRIQUE (TONNE)	972	962	1,011	1,312	10		
	QTY. IMPERIAL (CWT) QUANT. IMPERIALE (QTL)	21,433	21,198	22,287	28,923	10		

SEE EXPLANATORY NOTES / VOIR NOTES EXPLICATIVES

## IMPORT DATA TRENDS - TENDANCES DES DONNÉES SUR L'IMPORTATION

## SECTION 2 - FABRICATED MATERIALS, INEDIBLE

## SECTION 2 - MATIÈRES TRAVAILLÉES, NON COMESTIBLES

CODE	COMMODITY MARCHANDISE	1982	1983	1984	AVE. ANNUAL GROWTH RATE (%) 1982-1985		MAJOR COUNTRY OF EXPORT - SHARE OF IMPORT MARKET (%) 1985
					TAUX DE CROISSANCE 1985 ANNUEL MOYEN	PAYS EXPORTATEUR PRINCIPAL - PART DU MARCHÉ DES IMPORTATIONS	
45476	NICKEL & ALLOY PLATE SHEET & STRIPS TOLE, FEUILLARD, NICKEL ET ALLIAGE			(CONT-D) (SUITE)			
	VALUE (\$000) VALEUR (\$000)	11,253	8,915	10,414	14,318	8	UNITED STATES ETATS-UNIS 69
45476-46	STRIPS, NICKEL-CHROMIUM-IRON ALLOY BANDES, FERRONICKEL CHROME						
	QTY. METRIC (KG) QUANT. METRIQUE (KG)	241,718	378,430	340,419	597,287	35	
	QTY. IMPERIAL (CWT) QUANT. IMPERIALE (QTL)	5,329	8,343	7,505	13,168	35	
	VALUE (\$000) VALEUR (\$000)	1,817	2,381	2,042	3,519	24	GERMANY WEST ALLEMAGNE, O. 85
45485	NICKEL & NICKEL ALLOY PIPE & TUBING TUYAUX ET TUBES DE NICKEL & ALLIAGE						
	QTY. METRIC (TONNE) QUANT. METRIQUE (TONNE)	1,070	525	627	531	-20	
	QTY. IMPERIAL (CWT) QUANT. IMPERIALE (QTL)	23,581	11,585	13,823	11,698	-20	
	VALUE (\$000) VALEUR (\$000)	14,428	7,906	7,715	6,844	-22	SWEDEN SUEDE 34
45485-36	PIPES/TUBES, NICKEL-CHROMIUM-IRON ALLOY, SMLS TUYAUX/TUBES, FERRONICKEL CHROME, SANS SOUDURE						
	QTY. METRIC (KG) QUANT. METRIQUE (KG)	857,240	324,680	443,838	264,035	-32	
	QTY. IMPERIAL (CWT) QUANT. IMPERIALE (QTL)	18,895	7,158	9,785	5,821	-32	
	VALUE (\$000) VALEUR (\$000)	11,203	4,525	4,727	3,135	-34	SWEDEN SUEDE 61
45499	NICKEL & ALLOY FABRICATED MAT. NES OUVRAGES DE NICKEL, D'ALLIAGES NDA						
	QTY. METRIC (TONNE) QUANT. METRIQUE (TONNE)	1,117	691	564	819	-10	
	QTY. IMPERIAL (CWT) QUANT. IMPERIALE (QTL)	24,631	15,237	12,429	18,046	-10	
	VALUE (\$000) VALEUR (\$000)	16,693	12,722	12,930	21,796	9	UNITED STATES ETATS-UNIS 88
45499-30	CASTINGS, NICKEL ALLOY, UNFINISHED MOULAGES EN ALLIAGE A BASE DE NICKEL, SEMI-FINIS						
	QTY. METRIC (KG) QUANT. METRIQUE (KG)	43,953	24,358	30,663	46,765	2	
	QTY. IMPERIAL (CWT) QUANT. IMPERIALE (QTL)	969	537	676	1,031	2	
	VALUE (\$000) VALEUR (\$000)	2,629	2,706	3,353	6,765	37	UNITED STATES ETATS-UNIS 100
45499-70	WIRE/RIBBON, NICKEL ALLOY, EXCEPT INSULATED FIL/RUBAN D'ALLIAGE A BASE DE NICKEL SAUF RUBAN ISOLE						
	QTY. METRIC (KG) QUANT. METRIQUE (KG)	349,718	90,582	152,769	231,149	-13	
	QTY. IMPERIAL (CWT) QUANT. IMPERIALE (QTL)	7,710	1,997	3,368	5,096	-13	
	VALUE (\$000) VALEUR (\$000)	1,234	1,624	2,237	3,423	40	GERMANY WEST ALLEMAGNE, O. 48



## IMPORT DATA TRENDS - TENDANCES DES DONNEES SUR L'IMPORTATION

## SECTION 2 - FABRICATED MATERIALS, INEDIBLE

## SECTION 2 - MATIERES TRAVAILLEES, NON COMESTIBLES

CODE	COMMODITY MARCHANDISE	1982	1983	1984	AVE. ANNUAL GROWTH RATE (%) 1982-1985 TAUX DE CROISSANCE 1985 ANNUEL MOYEN		MAJOR COUNTRY OF EXPORT - SHARE OF IMPORT MARKET (%) 1985 PAYS EXPORTATEUR PRINCIPAL - PART DU MARCHE DES IMPORTATIONS	
45512	PLATINUM LUMPS INGOTS POWDER SPONGE PLATINE EN MORCEAUX, LINGOTS POUFRE							
	QTY. METRIC (KG) QUANT. METRIQUE (KG)	238	52	357	129	-18		
	QTY. IMPERIAL (TR OZ) QUANT. IMPERIALE (ON TR)	7,666	1,671	11,491	4,151	-18		
	VALUE (\$000) VALEUR (\$000)	3,605	845	5,516	1,736	-22	UNITED KINGDOM ROYAUME-UNI	82
45522	OTHER PLATINUM GROUP METALS AUTRES METAUX DU GROUPE PLATINE							
	QTY. METRIC (KG) QUANT. METRIQUE (KG)	224	517	341	348	16		
	QTY. IMPERIAL (TR OZ) QUANT. IMPERIALE (ON TR)	7,187	16,630	10,964	11,188	16		
	VALUE (\$000) VALEUR (\$000)	718	2,694	2,837	2,537	52	UNITED KINGDOM ROYAUME-UNI	58
45525	PLATINUM CRUCIBLES CREUSETS DE PLATINE							
	QTY. METRIC (KG) QUANT. METRIQUE (KG)	448	484	715	630	12		
	QTY. IMPERIAL (TR OZ) QUANT. IMPERIALE (ON TR)	14,401	15,561	22,981	20,243	12		
	VALUE (\$000) VALEUR (\$000)	6,615	8,419	12,778	12,765	24	UNITED STATES ETATS-UNIS	99
45529	PLATINUM METALS FABRICATED MAT. NES OUVRAGES DE METAUX DE PLATINE N D A							
	QTY. METRIC (KG) QUANT. METRIQUE (KG)	832	1,138	825	939	4		
	QTY. IMPERIAL (TR OZ) QUANT. IMPERIALE (ON TR)	26,766	36,584	26,529	30,178	4		
	VALUE (\$000) VALEUR (\$000)	11,947	8,262	5,520	5,786	-22	UNITED STATES ETATS-UNIS	71
45550	SILVER ARGENT							
	QTY. METRIC (KG) QUANT. METRIQUE (KG)	484,186	339,439	215,194	573,094	6		
	QTY. IMPERIAL (TR OZ) QUANT. IMPERIALE (ON TR)	15,568,674	10,914,435	6,919,414	18,427,464	6		
	VALUE (\$000) VALEUR (\$000)	149,251	152,342	71,439	156,796	2	UNITED STATES ETATS-UNIS	93
45550-20	SILVER IN PRIMARY FORMS FORMES PRIMAIRES EN ARGENT							
	QTY. METRIC (G) QUANT. METRIQUE (G)	410,615,422	285,853,174	169,584,726	531,239,911	9		
	QTY. IMPERIAL (TR OZ) QUANT. IMPERIALE (ON TR)	13,201,591	9,190,392	5,452,275	17,079,758	9		
	VALUE (\$000) VALEUR (\$000)	131,363	138,861	61,097	148,109	4	UNITED STATES ETATS-UNIS	96
45550-50	SILVER ALLOY IN PRIMARY FORMS ALLIAGE D'ARGENT SOUS FORMES PRIMAIRES							
	QTY. METRIC (G) QUANT. METRIQUE (G)	40,583,572	22,383,744	8,926,637	9,889,165	-38		

## IMPORT DATA TRENDS - TENDANCES DES DONNEES SUR L'IMPORTATION

## SECTION 2 - FABRICATED MATERIALS, INEDIBLE

## SECTION 2 - MATIERES TRAVAILLEES, NON COMESTIBLES

CODE	COMMODITY MARCHANDISE	1982	1983	1984	AVE. ANNUAL GROWTH RATE (%) 1982-1985 TAUX DE CROISSANCE 1985 ANNUUEL MOYEN		MAJOR COUNTRY OF EXPORT - SHARE OF IMPORT MARKET (%) 1985 PAYS EXPORTATEUR PRINCIPAL - PART DU MARCHE DES IMPORTATIONS	
45550-50	SILVER ALLOY IN PRIMARY FORMS ALLIAGE D'ARGENT SOUS FORMES PRIMAIRES			(CONT-D) (SUITE)				
	QTY. IMPERIAL (TR OZ) QUANT. IMPERIALE (ON TR)	1,304,792	719,654	286,998	317,944	-38		
	VALUE (\$000) VALEUR (\$000)	12,253	8,152	4,794	4,424	-29	MEXICO MEXIQUE	95
45561	GOLD OR							
	QTY. METRIC (KG) QUANT. METRIQUE (KG)	25,181	41,603	49,441	70,613	40		
	QTY. IMPERIAL (TR OZ) QUANT. IMPERIALE (ON TR)	809,666	1,337,709	1,589,745	2,270,515	40		
	VALUE (\$000) VALEUR (\$000)	396,743	717,178	764,496	987,450	35	UNITED STATES ETATS-UNIS	99
45568	GOLD ALLOYS ALLIAGES D'OR							
	QTY. METRIC (KG) QUANT. METRIQUE (KG)	26,477	23,867	18,426	26,101	0		
	QTY. IMPERIAL (TR OZ) QUANT. IMPERIALE (ON TR)	851,340	767,429	592,485	839,271	0		
	VALUE (\$000) VALEUR (\$000)	299,713	327,846	231,913	289,103	-1	UNITED STATES ETATS-UNIS	71
45599	PRECIOUS METALS FABRICATED MAT. NES OUVRAGES DE METAUX PRECIEUX N O A							
	QTY. METRIC (KG) QUANT. METRIQUE (KG)	117,435	145,115	232,505	78,246	-12		
	QTY. IMPERIAL (TR OZ) QUANT. IMPERIALE (ON TR)	3,776,032	4,666,079	7,476,042	2,515,943	-12		
	VALUE (\$000) VALEUR (\$000)	9,770	9,712	16,973	10,741	3	UNITED STATES ETATS-UNIS	96
45608	TIN BLOCKS, PIGS AND BARS ETAIN EN BLOCS, SAUMONS ET BARRES							
	QTY. METRIC (TONNE) QUANT. METRIQUE (TONNE)	3,235	3,769	4,105	3,698	4		
	QTY. IMPERIAL (CWT) QUANT. IMPERIALE (QTL)	71,317	83,100	90,494	81,521	4		
	VALUE (\$000) VALEUR (\$000)	54,555	59,247	65,067	59,311	3	BRAZIL BRESIL	38
45608-21	TIN BLOCKS, PIGS AND BARS BLOCS, GUEUSES ET BARRES D'ETAIN							
	QTY. METRIC (KG) QUANT. METRIQUE (KG)	3,225,070	3,604,544	4,037,994	3,694,944	5		
	QTY. IMPERIAL (CWT) QUANT. IMPERIALE (QTL)	71,101	79,467	89,023	81,460	5		
	VALUE (\$000) VALEUR (\$000)	54,423	58,461	64,576	59,278	3	BRAZIL BRESIL	38
45649	TIN FABRICATED MATERIALS N E S OUVRAGES D'ETAIN N D A							
	QTY. METRIC (TONNE) QUANT. METRIQUE (TDNNE)	307	348	299	332	3		

SEE EXPLANATORY NOTES / VOIR NOTES EXPLICATIVES

## IMPORT DATA TRENDS - TENDANCES DES DONNEES SUR L'IMPORTATION

## SECTION 2 - FABRICATED MATERIALS, INEDIBLE

## SECTION 2 - MATIERES TRAVAILLEES, NON COMESTIBLES

CODE	COMMODITY MARCHANDISE	1982	1983	1984	AVE. ANNUAL GROWTH RATE (%) 1982-1985 TAUX DE CROISSANCE 1985 ANNUEL MOYEN		MAJOR COUNTRY OF EXPORT - SHARE OF IMPORT MARKET (%) 1985 PAYS EXPORTATEUR PRINCIPAL - PART DU MARCHE DES IMPORTATIONS	
45649	TIN FABRICATED MATERIALS N E S OUVRAGES D'ETAIN N D A			(CONT-D) (SUITE)				
	QTY. IMPERIAL (CWT) QUANT. IMPERIALE (QTL)	6,776	7,676	6,600	7,319	3		
	VALUE (\$000) VALEUR (\$000)	1,211	1,587	1,544	1,547	8	UNITED STATES ETATS-UNIS	88
45704	ZINC DUST AND GRANULES POUSSIERE ET GRENAILLES DE ZINC							
	QTY. METRIC (TONNE) QUANT. METRIQUE (TONNE)	615	445	845	947	15		
	QTY. IMPERIAL (CWT) QUANT. IMPERIALE (QTL)	13,567	9,802	18,622	20,871	15		
	VALUE (\$000) VALEUR (\$000)	875	669	1,485	1,678	24	UNITED STATES ETATS-UNIS	95
45710	ZINC SLABS, BLOCKS, PIGS & ANODES ZINC EN BRAMES BLOCS SAUMONS ANODES							
	QTY. METRIC (TONNE) QUANT. METRIQUE (TONNE)	690	9,964	6,756	1,815	38		
	QTY. IMPERIAL (CWT) QUANT. IMPERIALE (QTL)	15,201	219,667	148,939	40,003	38		
	VALUE (\$000) VALEUR (\$000)	753	10,845	8,850	2,127	41	SPAIN ESPAGNE	37
45730	ZINC BARS RODS PLATES STRIP & SHEET ZINC EN BARRES TIGES TOLES FEUILLES							
	QTY. METRIC (TONNE) QUANT. METRIQUE (TONNE)	298	575	385	443	14		
	QTY. IMPERIAL (CWT) QUANT. IMPERIALE (QTL)	6,577	12,669	8,496	9,761	14		
	VALUE (\$000) VALEUR (\$000)	786	1,226	1,057	1,277	17	UNITED STATES ETATS-UNIS	68
45732	ZINC SLUGS, DISCS AND SHELLS ZINC EN LINGOTS, DISQUES, COQUILLES							
	QTY. METRIC (TONNE) QUANT. METRIQUE (TONNE)	211	58	21	0	-100		
	QTY. IMPERIAL (CWT) QUANT. IMPERIALE (QTL)	4,642	1,272	452	0	-100		
	VALUE (\$000) VALEUR (\$000)	128	48	18	0	-100		
45749	ZINC FABRICATED MATERIALS N E S OUVRAGES DE ZINC N D A							
	QTY. METRIC (TONNE) QUANT. METRIQUE (TONNE)	840	859	682	529	-14		
	QTY. IMPERIAL (CWT) QUANT. IMPERIALE (QTL)	18,514	18,948	15,028	11,654	-14		
	VALUE (\$000) VALEUR (\$000)	2,142	2,139	2,147	1,843	-5	UNITED STATES ETATS-UNIS	86
45940	MANGANESE MANGANESE							
	QTY. METRIC (KG) QUANT. METRIQUE (KG)	780,893	2,651,903	3,077,697	3,756,687	68		

SEE EXPLANATORY NOTES / VOIR NOTES EXPLICATIVES

## IMPORT DATA TRENDS - TENDANCES DES DONNEES SUR L'IMPORTATION

## SECTION 2 - FABRICATED MATERIALS, INEDIBLE

## SECTION 2 - MATIERES TRAVAILLEES, NON COMESTIBLES

CODE	COMMODITY MARCHANDISE	1982	1983	1984	AVE. ANNUAL GROWTH RATE (%) 1982-1985 TAUX DE CROISSANCE ANNUEL MOYEN		MAJOR COUNTRY OF EXPORT - SHARE OF IMPORT MARKET (%) 1985 PAYS EXPORTATEUR PRINCIPAL - PART DU MARCHE DES IMPORTATIONS	
					1985	1985		
45940	MANGANESE MANGANESE			(CONT-D) (SUITE)				
	QTY. IMPERIAL (LB) QUANT. IMPERIALE (LIV)	1,721,584	5,846,475	6,785,195	8,282,121	68		
	VALUE (\$000) VALEUR (\$000)	1,315	3,782	5,967	8,105	82	SOUTH AFRICA AFRIQUE DU SUD	76
45940-21	MANGANESE PRIMARY FORMS FORMES PRIMAIRES DE MANGANESE							
	QTY. METRIC (KG) QUANT. METRIQUE (KG)	533,060	2,413,350	2,992,606	3,706,654	90		
	QTY. IMPERIAL (LB) QUANT. IMPERIALE (LIV)	1,175,202	5,320,553	6,597,602	8,171,815	90		
	VALUE (\$000) VALEUR (\$000)	917	3,418	5,784	7,917	104	SOUTH AFRICA AFRIQUE DU SUD	78
45945	MAGNESIUM MAGNESIUM							
	QTY. METRIC (KG) QUANT. METRIQUE (KG)	1,972,158	3,713,965	4,287,272	3,924,623	25		
	QTY. IMPERIAL (LB) QUANT. IMPERIALE (LIV)	4,347,887	8,187,934	9,451,867	8,652,357	25		
	VALUE (\$000) VALEUR (\$000)	8,015	12,126	16,384	15,956	25	UNITED STATES ETATS-UNIS	98
45945-21	MAGNESIUM PRIMARY FORMS, EXC MAGNESIUM ALLOY FORMES PRIMAIRES EN MAGNESIUM SAUF ALLIAGES							
	QTY. METRIC (KG) QUANT. METRIQUE (KG)	1,906,177	3,605,157	4,146,492	3,801,873	25		
	QTY. IMPERIAL (LB) QUANT. IMPERIALE (LIV)	4,202,422	7,948,052	9,141,498	8,381,739	25		
	VALUE (\$000) VALEUR (\$000)	6,765	12,118	15,425	14,974	30	UNITED STATES ETATS-UNIS	99
45970	TITANIUM TITANE							
	QTY. METRIC (KG) QUANT. METRIQUE (KG)	503,750	274,737	355,578	587,129	5		
	QTY. IMPERIAL (LB) QUANT. IMPERIALE (LIV)	1,110,585	605,695	783,919	1,294,404	5		
	VALUE (\$000) VALEUR (\$000)	18,432	10,643	10,032	17,454	-2	UNITED STATES ETATS-UNIS	87
45970-60	FLAT PRODUCTS, TITANIUM, EXC TITANIUM ALLOY PRODUITS DE TITANE PLATS, SAUF ALLIAGES							
	QTY. METRIC (KG) QUANT. METRIQUE (KG)	57,697	52,311	68,482	137,712	33		
	QTY. IMPERIAL (LB) QUANT. IMPERIALE (LIV)	127,200	115,327	150,978	303,604	33		
	VALUE (\$000) VALEUR (\$000)	2,622	1,996	2,060	4,341	18	UNITED STATES ETATS-UNIS	97
45970-65	ANODES, TITANIUM ANODES DE TITANE							
	QTY. METRIC (KG) QUANT. METRIQUE (KG)	88,210	89,449	106,214	168,750	24		
	QTY. IMPERIAL (LB) QUANT. IMPERIALE (LIV)	194,471	197,202	234,163	372,031	24		
	VALUE (\$000) VALEUR (\$000)	3,833	4,545	4,356	6,403	18	UNITED STATES ETATS-UNIS	78

## IMPORT DATA TRENDS - TENDANCES DES DONNEES SUR L'IMPORTATION

## SECTION 2 - FABRICATED MATERIALS, INEDIBLE

## SECTION 2 - MATIERES TRAVAILLEES, NON COMESTIBLES

CODE	COMMODITY MARCHANDISE		1982	1983	1984	AVE. ANNUAL GROWTH RATE (%) 1982-1985 TAUX DE CROISSANCE ANNUEL MOYEN		MAJOR COUNTRY OF EXPORT - SHARE OF IMPORT MARKET (%) 1985 PAYS EXPORTATEUR PRINCIPAL - PART DU MARCHE DES IMPORTATIONS	
45979	NON-FERROUS METALS N E S METAUX NON FERREUX N D A								
	QTY. METRIC (KG)		384,265	567,960	565,391	860,208	30		
	QUANT. METRIQUE (KG)								
	QTY. IMPERIAL (LB)		847,163	1,252,144	1,246,480	1,896,445	30		
	QUANT. IMPERIALE (LIV)								
	VALUE (\$000)		10,328	11,945	13,579	19,313	23	UNITED STATES	47
	VALEUR (\$000)							ETATS-UNIS	
45979-33	COBALT PRIMARY FORMS COBALT, FORMES PRIMAIRES								
	QTY. METRIC (KG)		32,925	31,716	48,027	291,338	105		
	QUANT. METRIQUE (KG)								
	QTY. IMPERIAL (LB)		72,587	69,923	105,881	642,294	105		
	QUANT. IMPERIALE (LIV)								
	VALUE (\$000)		1,003	868	1,706	8,422	102	ZAIRE	51
	VALEUR (\$000)							ZAIRE	
45985	MAGNESIUM ALLOYS ALLIAGES DE MAGNESIUM								
	QTY. METRIC (KG)		599,397	1,072,868	1,919,194	1,835,598	45		
	QUANT. METRIQUE (KG)								
	QTY. IMPERIAL (LB)		1,321,452	2,365,281	4,231,121	4,046,821	45		
	QUANT. IMPERIALE (LIV)								
	VALUE (\$000)		2,758	5,039	8,842	8,904	47	UNITED STATES	97
	VALEUR (\$000)							ETATS-UNIS	
45985-80	MAGNESIUM ALLOYS IN PRIMARY FORMS FORMES PRIMAIRES D'ALLIAGES DE MAGNESIUM								
	QTY. METRIC (KG)		452,826	981,314	1,679,059	1,655,705	53		
	QUANT. METRIQUE (KG)								
	QTY. IMPERIAL (LB)		998,315	2,163,438	3,701,710	3,650,223	53		
	QUANT. IMPERIALE (LIV)								
	VALUE (\$000)		1,916	3,822	6,858	7,197	55	UNITED STATES	97
	VALEUR (\$000)							ETATS-UNIS	
45997	ZIRCONIUM ALLOYS ALLIAGES DE ZIRCONIUM								
	QTY. METRIC (KG)		242,565	190,540	227,059	238,845	-1		
	QUANT. METRIQUE (KG)								
	QTY. IMPERIAL (LB)		534,768	420,071	500,581	526,566	-1		
	QUANT. IMPERIALE (LIV)								
	VALUE (\$000)		18,528	14,817	16,987	17,577	-2	UNITED STATES	72
	VALEUR (\$000)							ETATS-UNIS	
45997-70	TUBES, ZIRCONIUM ALLOY TUBES D'ALLIAGES DE ZIRCONIUM								
	QTY. METRIC (KG)		131,034	119,064	125,616	149,533	4		
	QUANT. METRIQUE (KG)								
	QTY. IMPERIAL (LB)		288,883	262,492	276,938	329,665	4		
	QUANT. IMPERIALE (LIV)								
	VALUE (\$000)		12,118	8,700	8,563	10,857	-3	UNITED STATES	70
	VALEUR (\$000)							ETATS-UNIS	
45999	NON-FERROUS METAL ALLOYS N E S ALLIAGES DE METAUX NON FERREUX NDA								
	QTY. METRIC (KG)		749,470	823,685	1,096,888	1,407,519	23		
	QUANT. METRIQUE (KG)								
	QTY. IMPERIAL (LB)		1,652,307	1,815,925	2,418,237	3,103,064	23		
	QUANT. IMPERIALE (LIV)								

SEE EXPLANATORY NOTES / VOIR NOTES EXPLICATIVES

## IMPORT DATA TRENDS - TENDANCES DES DONNEES SUR L'IMPORTATION

## SECTION 2 - FABRICATED MATERIALS, INEDIBLE

## SECTION 2 - MATIERES TRAVAILLEES, NDN COMESTIBLES

CODE	COMMODITY MARCHANDISE	1982	1983	1984	AVE. ANNUAL GROWTH RATE (%) 1982-1985 TAUX DE CROISSANCE ANNUEL MOYEN		MAJOR COUNTRY OF EXPORT - SHARE OF IMPORT MARKET (%) 1985 PAYS EXPORTATEUR PRINCIPAL - PART DU MARCHÉ DES IMPORTATIONS	
					1985	ANNUEL MOYEN		
45999	NON-FERROUS METAL ALLOYS N E S ALLIAGES DE METAUX NON FERREUX NDA			(CONT-D) (SUITE)				
	VALUE (\$000) VALEUR (\$000)	19,803	16,889	18,636	27,471	11	UNITED STATES ETATS-UNIS	95
45999-70	TITANIUM ALLOYS PRIMARY FORMS ALLIAGES DE TITANE, FORMES PRIMAIRES							
	QTY. METRIC (KG) QUANT. METRIQUE (KG)	325,935	254,593	218,611	541,914	18		
	QTY. IMPERIAL (LB) QUANT. IMPERIALE (LIV)	718,567	561,285	481,957	1,194,722	18		
	VALUE (\$000) VALEUR (\$000)	6,177	4,213	2,838	6,800	3	UNITED STATES ETATS-UNIS	100
45999-72	TITANIUM ALLOYS FABRICATED MATERIALS PRODUITS MANUFACTURES D'ALLIAGES DE TITANE							
	QTY. METRIC (KG) QUANT. METRIQUE (KG)	125,279	170,515	167,398	265,732	28		
	QTY. IMPERIAL (LB) QUANT. IMPERIALE (LIV)	276,195	375,924	369,051	585,842	28		
	VALUE (\$000) VALEUR (\$000)	6,433	6,280	6,614	10,956	19	UNITED STATES ETATS-UNIS	98
46113	DOORS, IRON OR STEEL PORTES DE FER OU D'ACIER							
	QTY. METRIC (NO) QUANT. METRIQUE (NOMB)	19,634	18,446	12,674	11,487	-16		
	QTY. IMPERIAL (NO) QUANT. IMPERIALE (NOMB)	19,634	18,446	12,674	11,487	-16		
	VALUE (\$000) VALEUR (\$000)	2,754	2,743	2,207	2,599	-2	UNITED STATES ETATS-UNIS	95
46119	METAL DOORS N E S, INCL. ALUMINUM PORTES DE METAL N D A & D'ALUMINIUM							
	QTY. METRIC (NO) QUANT. METRIQUE (NOMB)	32,035	27,663	36,755	45,510	12		
	QTY. IMPERIAL (NO) QUANT. IMPERIALE (NOMB)	32,035	27,663	36,755	45,510	12		
	VALUE (\$000) VALEUR (\$000)	3,094	2,760	3,255	3,643	6	UNITED STATES ETATS-UNIS	98
46129	METAL WINDOWS AND SHUTTERS FENETRES ET VOLETS DE METAL							
	VALUE (\$000) VALEUR (\$000)	1,720	2,304	1,713	2,043	6	UNITED STATES ETATS-UNIS	76
46135	METAL MOULDING AND TRIM MOULURES ET GARNITURES DE METAL							
	VALUE (\$000) VALEUR (\$000)	893	868	745	1,005	4	UNITED STATES ETATS-UNIS	96
46138	METAL LATH, INCLUDING CORNER BEAD LATTE DE METAL ET BAGUETTE D'ANGLE							
	VALUE (\$000) VALEUR (\$000)	234	388	709	1,000	61	UNITED STATES ETATS-UNIS	98

## IMPORT DATA TRENDS - TENDANCES DES DONNEES SUR L'IMPORTATION

## SECTION 2 - FABRICATED MATERIALS, INEOIBLE

## SECTION 2 - MATIERES TRAVAILLEES, NON COMESTIBLES

CODE	COMMODITY MARCHANDISE	1982	1983	1984	AVE. ANNUAL GROWTH RATE (%) 1982-1985 TAUX DE CROISSANCE 1985 ANNUEL MOYEN		MAJOR COUNTRY OF EXPORT - SHARE OF IMPORT MARKET (%) 1985 PAYS EXPORTATEUR PRINCIPAL - PART DU MARCHE DES IMPORTATIONS	
					1985	ANNUEL MOYEN		
46144	METAL ROOFING AND SIDING TOITURE ET REVETEMENT METALLIQUES							
	VALUE (\$000) VALEUR (\$000)	1,647	3,185	3,836	3,833	32	UNITED STATES ETATS-UNIS	71
46150	METAL CEILING & INTERIOR WALL COVER REVETEMENT METAL PLAFOND MUR INTER.							
	VALUE (\$000) VALEUR (\$000)	2,210	1,214	1,072	1,484	-12	UNITED STATES ETATS-UNIS	81
46172	GRILLS AND AIR DIFFUSERS N E S GRILLES ET DIFFUSEURS D'AIR N O A							
	VALUE (\$000) VALEUR (\$000)	600	443	533	601	0	UNITED STATES ETATS-UNIS	100
46173	METAL VENTILATORS, INCLUDING DUCTS VENTILATEURS, METAL ET CANALISATION							
	VALUE (\$000) VALEUR (\$000)	1,916	1,881	2,254	2,085	3	UNITED STATES ETATS-UNIS	98
46199	STRUCTURAL METAL PRODUCTS N E S OUVRAGES METAL DE CONSTRUCTION NDA							
	VALUE (\$000) VALEUR (\$000)	7,451	8,467	10,456	13,471	22	UNITED STATES ETATS-UNIS	85
46199-60	FLOORING, METAL COUVRE-SOL EN METAL							
	VALUE (\$000) VALEUR (\$000)	1,902	2,141	2,897	3,245	19	UNITED STATES ETATS-UNIS	82
46315	WOVEN OR WELDED WIRE FENCING FIL METALLIQUE POUR CLOTURE, SOUDE							
	QTY. METRIC (TONNE) QUANT. METRIQUE (TONNE)	385	548	693	654	19		
	QTY. IMPERIAL (CWT) QUANT. IMPERIALE (QTL)	8,483	12,078	15,274	14,412	19		
	VALUE (\$000) VALEUR (\$000)	452	554	755	669	14	UNITED STATES ETATS-UNIS	43
46332	WIRE MESH, INCL. REINFORCING TYPE FILET METALLIQUE & FILET D'ARMATURE							
	QTY. METRIC (TONNE) QUANT. METRIQUE (TONNE)	622	570	1,845	1,566	36		
	QTY. IMPERIAL (CWT) QUANT. IMPERIALE (QTL)	13,704	12,567	40,677	34,528	36		
	VALUE (\$000) VALEUR (\$000)	1,434	1,324	3,050	3,326	32	UNITED STATES ETATS-UNIS	68
46336	WIRE NETTING TREILLIS METALLIQUE							
	QTY. METRIC (TONNE) QUANT. METRIQUE (TONNE)	1,003	1,260	1,280	1,268	8		
	QTY. IMPERIAL (CWT) QUANT. IMPERIALE (QTL)	22,119	27,772	28,227	27,954	8		
	VALUE (\$000) VALEUR (\$000)	1,471	1,742	1,859	1,743	6	GERMANY WEST ALLEMAGNE, O.	29

## IMPORT DATA TRENDS - TENDANCES DES DONNEES SUR L'IMPORTATION

## SECTION 2 - FABRICATED MATERIALS, INEDIBLE

## SECTION 2 - MATIERES TRAVAILLEES, NON COMESTIBLES

CODE	COMMODITY MARCHANDISE	1982	1983	1984	AVE. ANNUAL GROWTH RATE (%) 1982-1985 TAUX DE CROISSANCE ANNUEL MOYEN		MAJOR COUNTRY OF EXPORT - SHARE OF IMPORT MARKET (%) 1985 PAYS EXPORTATEUR PRINCIPAL - PART DU MARCHÉ DES IMPORTATIONS	
					1985	ANNUEL MOYEN		
46344	FOURDRINIER WIRE CLOTH TOILE METALLIQUE FOURDRINIER							
	QTY. METRIC (M2) QUANT. METRIQUE (M2)	3,275	5,595	4,200	2,224	-12		
	QTY. IMPERIAL (SQ FT) QUANT. IMPERIALE (PI CA)	35,258	60,224	45,205	23,945	-12		
	VALUE (\$000) VALEUR (\$000)	76	85	83	54	-11	UNITED STATES ETATS-UNIS	50
46352	WIRE CLOTH & WOV WIRE SCREENING NES TOILE TREILLIS METAL. ENTRELACE NDA							
	QTY. METRIC (TONNE) QUANT. METRIQUE (TONNE)	420	656	652	674	17		
	QTY. IMPERIAL (CWT) QUANT. IMPERIALE (QTL)	9,270	14,453	14,386	14,860	17		
	VALUE (\$000) VALEUR (\$000)	2,223	3,062	3,373	3,786	19	UNITED STATES ETATS-UNIS	61
46399	WIRE FENCING & SCREEN PRODUCTS NES FIL METAL. A CLOTURE & DOVRAGES NDA							
	VALUE (\$000) VALEUR (\$000)	1,296	1,474	1,846	2,325	21	UNITED STATES ETATS-UNIS	89
46502	BOLTS AND NUTS, BRASS BOULONS ET ECROUS DE LAITON							
	VALUE (\$000) VALEUR (\$000)	1,632	1,431	1,710	2,014	7	UNITED STATES ETATS-UNIS	70
46506	BOLTS & HEADED OR THREADED RODS NES BOULONS TIRANTS A TETE. FILETES NDA							
	VALUE (\$000) VALEUR (\$000)	57,045	62,844	93,108	103,000	22	UNITED STATES ETATS-UNIS	87
46506-49	BOLTS, STEEL, NES, W OR W/O NUTS BOULONS D'ACIER, NDA, AVEC OU SANS ECROUS							
	VALUE (\$000) VALEUR (\$000)	21,552	24,083	37,875	43,141	26	UNITED STATES ETATS-UNIS	93
46506-60	BOLTS, STEEL, AIRCRAFT, W OR W/O NUTS BOULON EN ACIER, POUR AVION, AVEC OU SANS ECROUS							
	VALUE (\$000) VALEUR (\$000)	3,650	3,617	4,283	5,985	18	UNITED STATES ETATS-UNIS	98
46506-69	BOLTS, METAL, NES, AIRCRAFT, W OR W/O NUTS BOULONS METALLIQUES NDA POUR AVION AVEC OU SANS ECROUS							
	VALUE (\$000) VALEUR (\$000)	4,538	4,290	4,900	4,369	-1	UNITED STATES ETATS-UNIS	85
46508	NUTS, LOCK NUTS AND STOP NUTS N E S ECROUS, CONTRE-ECROUS, ETC. N D A							
	VALUE (\$000) VALEUR (\$000)	48,481	52,100	76,304	85,635	21	UNITED STATES ETATS-UNIS	87
46508-21	NUTS, STEEL, LOCK ECROUS DE BLOCAGE, EN ACIER							
	VALUE (\$000) VALEUR (\$000)	2,771	3,028	4,222	4,794	20	UNITED STATES ETATS-UNIS	85
46508-69	NUTS, STEEL, NES ECROUS, D'ACIER, NDA							
	VALUE (\$000) VALEUR (\$000)	32,350	36,691	54,876	61,581	24	UNITED STATES ETATS-UNIS	87



## IMPORT DATA TRENDS - TENDANCES DES DONNEES SUR L'IMPORTATION

## SECTION 2 - FABRICATED MATERIALS, INEDIBLE

## SECTION 2 - MATIERES TRAVAILLEES, NON COMESTIBLES

CODE	COMMODITY MARCHANDISE	1982	1983	1984	AVE. ANNUAL GROWTH RATE (%) 1982-1985 TAUX DE CROISSANCE ANNUEL MOYEN		MAJOR COUNTRY OF EXPORT - SHARE OF IMPORT MARKET (%) 1985 PAYS EXPORTATEUR PRINCIPAL - PART DU MARCHE DES IMPORTATIONS	
					1985			
46512	WOOD SCREWS, METAL VIS A BDIS DE METAL							
	VALUE (\$000) VALEUR (\$000)	1,847	2,685	3,771	4,251	32	JAPAN JAPDN	43
46514	CAP SCREWS VIS A TETE CUBIQUE							
	VALUE (\$000) VALEUR (\$000)	9,620	10,780	14,595	15,859	18	UNITED STATES ETATS-UNIS	64
46514-39	SCREWS, CAP, STEEL, OVER 1/4" IN DIA, NES VIS A CHAPEAU EN ACIER > 1/4" DE DIAM NDA							
	VALUE (\$000) VALEUR (\$000)	3,879	3,976	5,056	6,990	21	UNITED STATES ETATS-UNIS	45
46516	MACHINE SCREWS VIS A MACHINES							
	VALUE (\$000) VALEUR (\$000)	7,324	8,014	11,690	11,834	17	UNITED STATES ETATS-UNIS	86
46516-30	SCREWS, MACHINE, SEMS, STEEL VIS MECANIQUE EN ACIER, A RONDELLE							
	VALUE (\$000) VALEUR (\$000)	4,097	4,566	6,052	6,073	14	UNITED STATES ETATS-UNIS	97
46519	SCREWS N E S VIS N D A							
	VALUE (\$000) VALEUR (\$000)	53,617	60,724	86,474	98,132	22	UNITED STATES ETATS-UNIS	80
46519-21	SCREWS, DRY WALL, STEEL VIS EN ACIER POUR MURS SECS							
	VALUE (\$000) VALEUR (\$000)	3,043	5,434	6,030	7,787	36	JAPAN JAPDN	66
46519-23	SCREWS, EXC SEMS, SELF-TAPPING, STEEL VIS, SAUF RONDELLES AUTO-SERRABLES EN ACIER							
	VALUE (\$000) VALEUR (\$000)	918	1,557	3,325	4,394	68	JAPAN JAPON	51
46519-25	SCREWS, SEMS, STEEL, EXC MACHINE SEMS VIS A RONDELLE EN ACIER, SAUF RONDELLES							
	VALUE (\$000) VALEUR (\$000)	6,527	6,349	7,628	10,092	16	UNITED STATES ETATS-UNIS	93
46519-29	SCREWS, NES, STEEL VIS NDA EN ACIER							
	VALUE (\$000) VALEUR (\$000)	29,662	33,230	50,710	52,761	21	UNITED STATES ETATS-UNIS	89
46519-50	FASTENERS, SPRING, OF ANY METAL ATTACHES A RESSORT DE METAL QUELCONQUE							
	VALUE (\$000) VALEUR (\$000)	813	1,634	2,758	4,005	69	UNITED STATES ETATS-UNIS	99
46519-59	FASTENERS, METAL, NES, EXCEPT DRESS & SNAP ATTACHES EN METAL NDA SF PR VETEMENTS ET BOUTONS-PRES							
	VALUE (\$000) VALEUR (\$000)	5,987	5,798	7,912	12,256	27	UNITED STATES ETATS-UNIS	94
46526	WASHERS, METAL RONDELLES DE METAL							
	VALUE (\$000) VALEUR (\$000)	16,940	19,091	25,726	28,540	19	UNITED STATES ETATS-UNIS	80
46526-25	WASHERS, PLAIN, FLAT DR PLATE, STEEL RONDELLES PLATES DU A PLATEAU EN ACIER							
	VALUE (\$000) VALEUR (\$000)	9,774	11,453	15,735	16,752	19	UNITED STATES ETATS-UNIS	80

SEE EXPLANATORY NOTES / VDIR NOTES EXPLICATIVES

## IMPORT DATA TRENDS - TENDANCES DES DONNEES SUR L'IMPORTATION

## SECTION 2 - FABRICATED MATERIALS, INEDIBLE

## SECTION 2 - MATIERES TRAVAILLEES, NON COMESTIBLES

CODE	COMMODITY MARCHANDISE	1982	1983	1984	1985	AVE. ANNUAL GROWTH RATE (%) 1982-1985	MAJOR COUNTRY OF EXPORT - SHARE OF IMPORT MARKET (%) 1985		
						TAUX DE CROISSANCE ANNUEL MOYEN	PAYS EXPORTATEUR PRINCIPAL - PART DU MARCHE DES IMPORTATIONS		
46526-35	WASHERS, LOCK, STEEL RONDELLES DE BLOCAGE, EN ACIER								
	VALUE (\$000)	4,272	4,539	6,364	7,526	21	UNITED STATES	80	
	VALEUR (\$000)						ETATS-UNIS		
46526-45	WASHERS, OF ANY METAL, EXC STEEL RONDELLES DE METAL QUELCONQUE, SAUF EN ACIER								
	VALUE (\$000)	2,894	3,100	3,627	4,262	14	UNITED STATES	84	
	VALEUR (\$000)						ETATS-UNIS		
46532	WIRE NAILS, STEEL, 1 INCH OR MORE POINTES DE PARIS ACIER 1 PO OU PLUS								
	QTY. METRIC (KG)	10,811,590	13,945,035	15,367,856	10,690,164	0			
	QUANT. METRIQUE (KG)								
	QTY. IMPERIAL (LB)	23,835,600	30,743,700	33,880,500	23,567,900	0			
	QUANT. IMPERIALE (LIV)								
	VALUE (\$000)	8,118	11,156	13,327	9,416	5	UNITED STATES	27	
	VALEUR (\$000)						ETATS-UNIS		
46536	WIRE NAILS N E S POINTES DE PARIS OU CLOUS N D A								
	QTY. METRIC (KG)	1,891,054	2,366,211	2,602,436	3,175,046	19			
	QUANT. METRIQUE (KG)								
	QTY. IMPERIAL (LB)	4,169,082	5,216,629	5,737,419	6,999,815	19			
	QUANT. IMPERIALE (LIV)								
	VALUE (\$000)	2,328	2,984	3,358	4,175	21	UNITED STATES	40	
	VALEUR (\$000)						ETATS-UNIS		
46538	CUT NAILS, EXCEPT RAIL SPIKES CLOUS TAILLES SAUF CRAMPONS DE V.F.								
	QTY. METRIC (KG)	225,706	205,748	156,715	241,310	2			
	QUANT. METRIQUE (KG)								
	QTY. IMPERIAL (LB)	497,600	453,600	345,500	532,000	2			
	QUANT. IMPERIALE (LIV)								
	VALUE (\$000)	583	446	404	547	-2	UNITED STATES	88	
	VALEUR (\$000)						ETATS-UNIS		
46544	TACKS AND STAPLES N E S BROQUETTES, BROCHES METALLIQUES NDA								
	QTY. METRIC (KG)	912,946	1,458,841	1,646,896	1,933,882	28			
	QUANT. METRIQUE (KG)								
	QTY. IMPERIAL (LB)	2,012,712	3,216,211	3,630,803	4,263,502	28			
	QUANT. IMPERIALE (LIV)								
	VALUE (\$000)	1,969	2,847	3,468	5,191	38	UNITED STATES	63	
	VALEUR (\$000)						ETATS-UNIS		
46544-40	STAPLES, INDUSTRIAL BROCHES METALLIQUES A USAGE INDUSTRIEL								
	QTY. METRIC (KG)	726,333	1,296,706	1,511,514	1,754,637	34			
	QUANT. METRIQUE (KG)								
	QTY. IMPERIAL (LB)	1,601,298	2,858,763	3,332,336	3,868,332	34			
	QUANT. IMPERIALE (LIV)								
	VALUE (\$000)	1,472	2,436	3,042	4,637	46	UNITED STATES	63	
	VALEUR (\$000)						ETATS-UNIS		
46549	RIVETS RIVETS								
	VALUE (\$000)	9,233	9,113	11,484	15,244	18	UNITED STATES	91	
	VALEUR (\$000)						ETATS-UNIS		

SEE EXPLANATORY NOTES / VOIR NOTES EXPLICATIVES

## IMPORT DATA TRENDS - TENDANCES DES DONNEES SUR L'IMPORTATION

## SECTION 2 - FABRICATED MATERIALS, INEDIBLE

## SECTION 2 - MATIERES TRAVAILLEES, NON COMESTIBLES

CODE	COMMODITY MARCHANDISE	1982	1983	1984	AVE. ANNUAL GROWTH RATE (%) 1982-1985 TAUX DE CROISSANCE 1985 ANNUEL MOYEN		MAJOR COUNTRY OF EXPORT - SHARE OF IMPORT MARKET (%) 1985 PAYS EXPORTATEUR PRINCIPAL - PART DU MARCHE DES IMPORTATIONS	
46549-29	RIVETS, AIRCRAFT, NES RIVETS POUR AERONEFS, NDA							
	VALUE (\$000) VALEUR (\$000)	1,685	1,396	1,910	3,703	30	UNITED STATES ETATS-UNIS	100
46549-79	RIVETS, NES, STEEL RIVETS NDA EN ACIER							
	VALUE (\$000) VALEUR (\$000)	3,458	3,837	5,032	5,877	19	UNITED STATES ETATS-UNIS	85
46553	HINGES, BUTTS AND PARTS N E S PENTURES, CHARNIERES ET PIECES NDA							
	VALUE (\$000) VALEUR (\$000)	7,779	9,698	11,527	17,572	31	UNITED STATES ETATS-UNIS	51
46553-20	HINGES, CABINET, CHEST AND FURNITURE CHARNIERES A MEUBLES, COFFRES ET MOBILIER							
	VALUE (\$000) VALEUR (\$000)	1,800	2,489	3,245	6,276	51	AUSTRIA AUTRICHE	38
46556	PADLOCKS, INCLUDING KEYS CADENAS, Y COMPRIS CLEFS							
	VALUE (\$000) VALEUR (\$000)	8,102	9,035	9,831	11,451	12	UNITED STATES ETATS-UNIS	58
46558	LOCKS AND KEYS, BRASS N E S SERRURES ET CLEFS DE LAITON N D A							
	VALUE (\$000) VALEUR (\$000)	2,524	4,952	4,326	4,768	23	UNITED STATES ETATS-UNIS	72
46560	LOCKS AND KEYS, IRON OR STEEL N E S SERRURES ET CLEFS, FER OU ACIER NDA							
	VALUE (\$000) VALEUR (\$000)	3,287	4,412	11,475	8,896	39	UNITED STATES ETATS-UNIS	78
46560-30	LOCKSETS, RES, IRON OR STEEL, INCL KEYS JEUX DE SERRURES POUR MAISONS, FER/ACIER, & CLES							
	VALUE (\$000) VALEUR (\$000)	731	1,448	6,152	3,031	60	UNITED STATES ETATS-UNIS	85
46562	LOCKS AND KEYS N E S SERRURES ET CLEFS N D A							
	VALUE (\$000) VALEUR (\$000)	6,848	7,462	8,712	10,421	15	UNITED STATES ETATS-UNIS	76
46564	LOCK PARTS AND BLANK KEYS PIECES A SERRURES EBAUCHES DE CLEFS							
	VALUE (\$000) VALEUR (\$000)	9,127	11,246	16,430	18,199	25	UNITED STATES ETATS-UNIS	95
46564-30	LOCKS, PARTS OF EXC COIN-OPERATED LOCK PARTS PIECES DE SERRURES SAUF PIECES POUR SERRURES A JETONS							
	VALUE (\$000) VALEUR (\$000)	7,913	9,820	14,255	15,503	25	UNITED STATES ETATS-UNIS	96
46569	BUILDERS HARDWARE N E S QUINCAILLERIE POUR ENTREPRENEUR NDA							
	VALUE (\$000) VALEUR (\$000)	42,148	56,686	64,651	77,742	22	UNITED STATES ETATS-UNIS	80
46569-20	CLOSERS, DOOR, HYDRAULIC FERME-PORTES HYDRAULIQUES							
	VALUE (\$000) VALEUR (\$000)	1,550	1,385	2,251	3,494	31	UNITED STATES ETATS-UNIS	52

SEE EXPLANATORY NOTES / VOIR NOTES EXPLICATIVES

## IMPORT DATA TRENDS - TENDANCES DES DONNEES SUR L'IMPORTATION

## SECTION 2 - FABRICATED MATERIALS, INEDIBLE

## SECTION 2 - MATIERES TRAVAILLEES, NON COMESTIBLES

CODE	COMMODITY MARCHANDISE	1982	1983	1984	1985	AVE. ANNUAL GROWTH RATE (%) 1982-1985	MAJOR COUNTRY OF EXPORT - SHARE OF IMPORT MARKET (%) 1985	
						TAUX DE CROISSANCE ANNUEL MOYEN	PAYS EXPORTATEUR PRINCIPAL - PART DU MARCHE DES IMPORTATIONS	
46569-25	CLOSERS, DOOR, PNEUMATIC FERME-PORTES PNEUMATIQUES							
	VALUE (\$000) VALEUR (\$000)	1,022	2,200	3,074	3,162	45	JAPAN JAPON	59
46569-28	CLOSERS, DOOR, PARTS OF PIECES DE FERME-PORTES							
	VALUE (\$000) VALEUR (\$000)	4,034	7,055	8,651	8,368	27	UNITED STATES ETATS-UNIS	98
46569-59	DOOR HARDWARE NES, METAL QUINCAILLERIE DE PORTES, NDA (EN METAL)							
	VALUE (\$000) VALEUR (\$000)	8,930	9,389	10,619	12,803	13	UNITED STATES ETATS-UNIS	77
46569-69	WINDOW HARDWARE NES, METAL FERRURES DE FENETRES, NDA							
	VALUE (\$000) VALEUR (\$000)	5,506	11,586	11,938	17,072	45	UNITED STATES ETATS-UNIS	90
46575	MOTOR VEHICLE HARDWARE N E S QUINCAILLERIE POUR AUTOMOBILES NDA							
	VALUE (\$000) VALEUR (\$000)	76,203	91,421	125,254	125,380	18	UNITED STATES ETATS-UNIS	92
46575-20	HINGES, MOTOR VEHICLES CHARNIERES POUR VEHICULES AUTOMOBILES							
	VALUE (\$000) VALEUR (\$000)	30,775	31,203	41,510	37,731	7	UNITED STATES ETATS-UNIS	98
46575-30	LOCKS, MOTOR VEHICLES SERRURES POUR AUTOMOBILES							
	VALUE (\$000) VALEUR (\$000)	8,478	8,558	13,096	13,416	16	UNITED STATES ETATS-UNIS	84
46575-40	CLIPS, MOULDING AND WIRING, MOTOR VEHICLES ATTACHE-FILS & MOULURES, POUR AUTOMOBILES							
	VALUE (\$000) VALEUR (\$000)	9,804	9,325	15,061	17,703	22	UNITED STATES ETATS-UNIS	98
46582	FURNITURE CABINET & CASKET FITTINGS ACCESSOIRES DE MEUBLES, DE CERCUEIL							
	VALUE (\$000) VALEUR (\$000)	12,014	16,526	19,829	24,855	27	UNITED STATES ETATS-UNIS	56
46582-27	CASTERS, FURNITURE ROULETTES DE MEUBLES							
	VALUE (\$000) VALEUR (\$000)	2,689	4,003	4,318	5,235	25	UNITED STATES ETATS-UNIS	62
46582-49	FURNITURE HARDWARE, NES, METAL EXC SPRINGS FERRURES POUR MEUBLES, NDA, SAUF RESSORTS							
	VALUE (\$000) VALEUR (\$000)	4,204	5,683	8,610	12,450	43	UNITED STATES ETATS-UNIS	42
46599	BASIC HARDWARE N E S QUINCAILLERIE DE BASE N D A							
	VALUE (\$000) VALEUR (\$000)	54,974	57,383	71,518	85,518	16	UNITED STATES ETATS-UNIS	74
46599-20	STUDS AND PINS, FOR IMPACT INSTALLATION GOIJONS ET CHEVILLES POUR POSE PAR IMPACT							
	VALUE (\$000) VALEUR (\$000)	4,184	4,521	6,186	8,508	27	UNITED STATES ETATS-UNIS	56
46599-25	ANCHORS, SCREW, METAL CHEVILLES EN METAL							
	VALUE (\$000) VALEUR (\$000)	2,075	1,883	2,870	3,429	18	UNITED STATES ETATS-UNIS	55

## IMPORT DATA TRENDS - TENDANCES DES DONNEES SUR L'IMPORTATION

## SECTION 2 - FABRICATED MATERIALS, INEDIBLE

## SECTION 2 - MATIERES TRAVAILLEES, NON COMESTIBLES

CODE	COMMODITY MARCHANDISE	1982	1983	1984	1985	AVE. ANNUAL	MAJOR COUNTRY OF EXPORT	
						GROWTH RATE (%) 1982-1985 TAUX DE CROISSANCE ANNUEL MOYEN	- SHARE OF IMPORT MARKET (%) 1985 PAYS EXPORTATEUR PRINCIPAL - PART DU MARCHE DES IMPORTATIONS	
46599-30	FASTENERS, BELT. HINGE DR PLATE TYPE ATTACHE-COURROIES, GENRE CHARNIERES OU PLAQUES							
	VALUE (\$000) VALEUR (\$000)	781	1,065	2,298	3,232	60	UNITED STATES ETATS-UNIS	73
46599-40	CASTERS, COMMERCIAL AND INDUSTRIAL EQUIP ROULETTES PDUR APPAREILS COMMERCIAUX ET INDUSTRIELS							
	VALUE (\$000) VALEUR (\$000)	3,442	3,908	5,564	6,073	21	UNITED STATES ETATS-UNIS	54
46599-50	CLAMPS, HOSE DR SIMILAR COLLIERS POUR BOYAUX DU ARTICLES SEMBLABLES							
	VALUE (\$000) VALEUR (\$000)	5,283	5,297	9,478	9,686	22	UNITED STATES ETATS-UNIS	89
46599-60	MARINE HARDWARE QUINCAILLERIE MARINE							
	VALUE (\$000) VALEUR (\$000)	7,675	8,505	9,114	10,119	10	UNITED STATES ETATS-UNIS	68
46599-70	WIRE ROPE HARDWARE/FITTINGS FERRURES POUR CABLE METALLIQUE							
	VALUE (\$000) VALEUR (\$000)	4,799	4,819	5,693	6,818	12	UNITED STATES ETATS-UNIS	82
<del>46609</del>	CHAIN, POWER TRANSMISSIDN, CDNVEYOR CHAINES A TRANSMISSIDN TRANSPORTEUR							
	VALUE (\$000) VALEUR (\$000)	20,744	20,733	29,344	29,640	13	UNITED STATES ETATS-UNIS	44
46609-20	CHAIN, RDLLER, POWER TRANS AND CONVEYOR CHAINE A GALETS, TRANSPORTEUR ET CONVDYEUR A MOTEUR							
	VALUE (\$000) VALEUR (\$000)	9,906	11,176	14,609	17,309	20	JAPAN JAPON	38
46609-28	CHAIN, RDLLER, PARTS DF CHAINE A GALETS, PIECES DE							
	VALUE (\$000) VALEUR (\$000)	3,490	3,021	3,623	3,593	1	UNITED STATES ETATS-UNIS	38
46609-30	CHAIN, STEEL, DETACHABLE LINK, POWER TRANS CHAINE D'ACIER A MAILLONS AMDVIBLES TRANS AUTOMATIQUE							
	VALUE (\$000) VALEUR (\$000)	3,227	2,706	4,232	3,137	-1	UNITED STATES ETATS-UNIS	78
<del>46630</del>	COIL CHAIN UNDER 9/8 INCH IN SIZE CHAINES ORDINAIRES MDINS DE 9/8 PO.							
	QTY. METRIC (TONNE) QUANT. METRIQUE (TONNE)	767	697	945	909	6		
	QTY. IMPERIAL (CWT) QUANT. IMPERIALE (QTL)	16,910	15,371	20,839	20,031	6		
	VALUE (\$000) VALEUR (\$000)	2,138	1,348	1,634	1,623	-9	UNITED STATES ETATS-UNIS	47
<del>46650</del>	COIL CHAIN 9/8 INCH IN SIZE & OVER CHAINES ORDINAIRES 9/8 PO. OU PLUS							
	QTY. METRIC (TONNE) QUANT. METRIQUE (TONNE)	405	150	250	362	-4		
	QTY. IMPERIAL (CWT) QUANT. IMPERIALE (QTL)	8,923	3,300	5,510	7,980	-4		
	VALUE (\$000) VALEUR (\$000)	398	171	317	523	9	UNITED STATES ETATS-UNIS	40
<del>46699</del>	CHAIN NES, INCL SHACKLES & FITTINGS CHAINES NDA, MAILLONS & ACCESSOIRES							
	VALUE (\$000) VALEUR (\$000)	13,451	16,578	23,140	19,249	13	UNITED STATES ETATS-UNIS	56

SEE EXPLANATORY NOTES / VOIR NOTES EXPLICATIVES

## IMPORT DATA TRENDS - TENDANCES DES DONNEES SUR L'IMPORTATION

## SECTION 2 - FABRICATED MATERIALS, INEDIBLE

## SECTION 2 - MATIERES TRAVAILLEES, NDN COMESTIBLES

CODE	COMMODITY MARCHANDISE	1982	1983	1984	AVE. ANNUAL GRDWTN RATE (%) 1982-1985 TAUX DE CROISSANCE 1985 ANNUEL MOYEN		MAJDR COUNTRY OF EXPDRT - SHARE OF IMPDRT MARKET (%) 1985 PAYS EXPDRTATEUR PRINCIPAL - PART DU MARCHE DES IMPORTATIONS	
46709	DXY-ACETYLENE WELDING RODS TIGES A SUDER DXYACETYLENIQUE							
	QTY. METRIC (TONNE) QUANT. METRIQUE (TONNE)	1,159	378	662	489	-25		
	QTY. IMPERIAL (CWT) QUANT. IMPERIALE (QTL)	25,546	8,325	14,601	10,783	-25		
	VALUE (\$000) VALEUR (\$000)	3,012	2,084	3,494	2,321	-8	UNITED STATES ETATS-UNIS	59
46712	ARC WELDING ELECTRDDES, STEEL STICK ELECTRDDES SOUD. ARC, TIGES D'ACIER							
	QTY. METRIC (TONNE) QUANT. METRIQUE (TONNE)	1,266	741	1,186	1,878	14		
	QTY. IMPERIAL (CWT) QUANT. IMPERIALE (QTL)	27,900	16,325	26,153	41,406	14		
	VALUE (\$000) VALEUR (\$000)	3,828	2,345	3,201	4,511	6	UNITED STATES ETATS-UNIS	44
46717	ARC WELDING ELECTRDDES, STEEL SPDL ELECTR. SOUD. ARC, BDB. & ROUL. AC.							
	QTY. METRIC (TONNE) QUANT. METRIQUE (TONNE)	3,376	2,659	5,041	6,053	21		
	QTY. IMPERIAL (CWT) QUANT. IMPERIALE (QTL)	74,428	58,623	111,130	133,443	21		
	VALUE (\$000) VALEUR (\$000)	8,079	6,244	10,111	11,442	12	UNITED STATES ETATS-UNIS	55
46729	ARC WELDING ELECTRDDES, NON-FERROUS ELECTRDDES SOUD. ARC, NDN FERREUSES							
	QTY. METRIC (TONNE) QUANT. METRIQUE (TONNE)	643	989	877	776	6		
	QTY. IMPERIAL (CWT) QUANT. IMPERIALE (QTL)	14,183	21,807	19,338	17,110	6		
	VALUE (\$000) VALEUR (\$000)	4,045	4,541	4,734	6,006	14	UNITED STATES ETATS-UNIS	76
46759	SOLDERS SDUDURES							
	QTY. METRIC (TONNE) QUANT. METRIQUE (TONNE)	139	356	357	438	46		
	QTY. IMPERIAL (CWT) QUANT. IMPERIALE (QTL)	3,060	7,843	7,864	9,662	46		
	VALUE (\$000) VALEUR (\$000)	940	1,867	1,758	2,594	40	UNITED STATES ETATS-UNIS	99
46809	VALVES, AUTD. CDNTROL DR REGULATING VALVES DE CDNTROLE AUTOMATIQUE ETC.							
	VALUE (\$000) VALEUR (\$000)	15,669	12,082	12,359	15,600	0	UNITED STATES ETATS-UNIS	79
46809-50	VALVES, AUTD OPERATR PNEUMATIC CONTROLLED SDUPAPES AUTOMATIQUES A COMMANDE PNEUMATIQUE							
	VALUE (\$000) VALEUR (\$000)	2,373	3,864	2,408	5,152	29	UNITED STATES ETATS-UNIS	77

## IMPORT DATA TRENDS - TENDANCES DES DONNEES SUR L'IMPORTATION

## SECTION 2 - FABRICATED MATERIALS, INEDIBLE

## SECTION 2 - MATIERES TRAVAILLEES, NON COMESTIBLES

CODE	COMMODITY MARCHANDISE	1982	1983	1984	1985	AVE. ANNUAL GROWTH RATE (%) 1982-1985 TAUX DE CROISSANCE ANNUEL MOYEN	MAJOR COUNTRY OF EXPORT - SHARE OF IMPORT MARKET (%) 1985 PAYS EXPORTATEUR PRINCIPAL - PART DU MARCHE DES IMPORTATIONS		
46819	VALVES, IRON OR STEEL N E S VALVES DE FER OU D'ACIER N D A								
	VALUE (\$000)	104,826	64,980	88,310	125,258	6	UNITED STATES ETATS-UNIS	58	
	VALEUR (\$000)								
46819-20	VALVES, GATE, IRON, EXCEPT POWER VANNES /EN FER/ SAUF A COMMANDE MECANIQUE								
	VALUE (\$000)	8,853	5,738	7,970	7,705	-4	UNITED STATES ETATS-UNIS	40	
	VALEUR (\$000)								
46819-23	VALVES, CHECK, IRON, EXCEPT POWER SOUPAPES DE RETENUE EN FER, SAUF A COMMANDE MEC.								
	VALUE (\$000)	2,618	2,127	2,561	3,410	9	UNITED STATES ETATS-UNIS	83	
	VALEUR (\$000)								
46819-24	VALVES, BUTTERFLY, IRON, EXCEPT POWER SOUPAPES A PAPILLON EN FER, SAUF A COMMANDE MECANIQUE								
	VALUE (\$000)	1,715	1,907	2,386	3,027	21	UNITED STATES ETATS-UNIS	65	
	VALEUR (\$000)								
46819-29	VALVES, IRON, NES EXCEPT POWER SOUPAPES EN FER SAUF A COMMANDE MECANIQUE, NDA								
	VALUE (\$000)	3,545	2,841	4,463	4,973	12	UNITED STATES ETATS-UNIS	86	
	VALEUR (\$000)								
46819-30	VALVES, GATE, STEEL, EXCEPT POWER VANNES EN ACIER, SAUF A COMMANDE MEC.								
	VALUE (\$000)	31,792	15,530	20,784	36,815	5	UNITED STATES ETATS-UNIS	43	
	VALEUR (\$000)								
46819-32	VALVES, GLOBE, STEEL, EXCEPT POWER SOUPAPES SPHERIQUES EN ACIER, SAUF A COMMANDE MECANIQUE								
	VALUE (\$000)	3,820	2,803	4,530	5,254	11	UNITED STATES ETATS-UNIS	74	
	VALEUR (\$000)								
46819-33	VALVES, CHECK, STEEL, EXCEPT POWER SOUPAPES DE RETENUE EN ACIER, SAUF A COMMANDE MECANIQUE								
	VALUE (\$000)	5,138	4,379	4,454	7,168	12	UNITED STATES ETATS-UNIS	53	
	VALEUR (\$000)								
46819-34	VALVES, BUTTERFLY, STEEL, EXCEPT POWER SOUPAPES A PAPILLON EN ACIER, SAUF A COMMANDE MECANIQUE								
	VALUE (\$000)	1,732	1,196	2,613	3,595	27	UNITED STATES ETATS-UNIS	85	
	VALEUR (\$000)								
46819-36	VALVES, BALL, STEEL, EXCEPT POWER SOUPAPES A BOULET EN ACIER, SAUF A COMMANDE MECANIQUE								
	VALUE (\$000)	19,528	11,584	16,169	22,306	4	UNITED STATES ETATS-UNIS	50	
	VALEUR (\$000)								
46819-39	VALVES, STEEL, NES EXCEPT POWER SOUPAPES EN ACIER NDA, SAUF A COMMANDE MECANIQUE								
	VALUE (\$000)	17,395	10,772	13,954	20,855	6	UNITED STATES ETATS-UNIS	78	
	VALEUR (\$000)								
46829	VALVES, BRASS N E S VALVES DE LAITON N D A								
	VALUE (\$000)	14,465	14,642	22,176	25,765	21	UNITED STATES ETATS-UNIS	52	
	VALEUR (\$000)								
46829-20	VALVES, GATE, BRASS OR BRONZE, EXCEPT POWER VANNES BRONZE OU LAITON, SAUF A COMMANDE MECANIQUE								
	VALUE (\$000)	4,629	3,421	4,610	5,361	5	JAPAN JAPON	54	
	VALEUR (\$000)								
46829-26	VALVES, BALL, BRASS OR BRONZE, EXCEPT POWER SOUPAPES A BOULET LAITON OU BRONZE, SAUF COMM. MEC.								
	VALUE (\$000)	1,436	2,584	4,244	3,904	39	ITALY ITALIE	30	
	VALEUR (\$000)								
46844	VALVES N E S VALVES N D A								
	VALUE (\$000)	42,327	32,051	37,975	41,617	-1	UNITED STATES ETATS-UNIS	85	
	VALEUR (\$000)								

SEE EXPLANATORY NOTES / VOIR NDTES EXPLICATIVES

## IMPORT DATA TRENDS - TENDANCES DES DONNEES SUR L'IMPORTATION

## SECTION 2 - FABRICATED MATERIALS, INEDIBLE

## SECTION 2 - MATIERES TRAVAILLEES, NON COMESTIBLES

CODE	COMMODITY MARCHANDISE	1982	1983	1984	AVE. ANNUAL GROWTH RATE (%) 1982-1985 TAUX DE CROISSANCE ANNUEL MOYEN		MAJOR COUNTRY OF EXPORT - SHARE OF IMPORT MARKET (%) 1985 PAYS EXPORTATEUR PRINCIPAL - PART DU MARCHE DES IMPORTATIONS		
					1985	ANNUEL MOYEN			
46844-19	VALVES, RELIEF, NES SOUPAPES DE SURETE, NDA								
	VALUE (\$000)	4,227	3,289	5,106	7,563	21	UNITED STATES	94	
	VALEUR (\$000)						ETATS-UNIS		
46844-59	VALVES, AIR CONTROL, NES ROBINETS A COMMANDE PNEUMATIQUE, NDA								
	VALUE (\$000)	3,134	3,167	3,881	4,120	9	UNITED STATES	82	
	VALEUR (\$000)						ETATS-UNIS		
46844-69	VALVES, PRESSURE REGULATING, NES SOUPAPES REGULATRICES DE PRESSION, NDA								
	VALUE (\$000)	2,759	2,646	2,523	3,652	10	UNITED STATES	88	
	VALEUR (\$000)						ETATS-UNIS		
46848	VALVE PARTS, INCL. VALVE BODIES PIECES DE VALVES Y COMPRIS LE CORPS								
	VALUE (\$000)	60,432	47,240	59,640	74,239	7	UNITED STATES	84	
	VALEUR (\$000)						ETATS-UNIS		
46848-19	VALVES, AUTO OPERATOR CONTROLLED, NES, PTS PIECES DE SOUPAPES AUTOMATIQUE A COMMANDE, NDA								
	VALUE (\$000)	4,450	2,830	4,671	4,907	3	UNITED STATES	87	
	VALEUR (\$000)						ETATS-UNIS		
46848-29	VALVES, IRON, NES, PARTS OF PIECES DE SOUPAPES EN FER, NDA								
	VALUE (\$000)	3,818	3,266	3,443	5,631	14	UNITED STATES	85	
	VALEUR (\$000)						ETATS-UNIS		
46848-39	VALVES, STEEL, NES, PARTS OF PIECES DE SOUPAPES, EN ACIER, NDA								
	VALUE (\$000)	16,940	10,116	13,824	15,963	-2	UNITED STATES	76	
	VALEUR (\$000)						ETATS-UNIS		
46848-61	BODIES, BRASS OR BRONZE, FOR VALVES CORPS DE SOUPAPES, BRONZE OU LAITON								
	VALUE (\$000)	1,701	2,510	3,578	4,408	37	UNITED STATES	99	
	VALEUR (\$000)						ETATS-UNIS		
46848-69	VALVES, BRASS OR BRONZE, NES, PARTS OF PIECES DE SOUPAPES, BRONZE OU LAITON, NDA								
	VALUE (\$000)	1,622	3,704	4,248	6,716	60	UNITED STATES	85	
	VALEUR (\$000)						ETATS-UNIS		
46851	PIPE FITTINGS IRON STEEL UNFINISHED RACCORDS TUYAU, FER ACIER NON FINIS								
	VALUE (\$000)	11,484	7,446	10,724	11,494	0	UNITED STATES	67	
	VALEUR (\$000)						ETATS-UNIS		
46851-65	FITTINGS, PIPE, MALLEABLE IRON, UNFINISHED GARNITURES DE TUYAUTERIE, EN FONTE MALLEABLE, NON FINIES								
	VALUE (\$000)	1,543	2,267	3,709	3,625	33	UNITED STATES	99	
	VALEUR (\$000)						ETATS-UNIS		
46851-70	FITTINGS, PIPE, FORGED STEEL, UNFINISHED GARNITURES DE TUYAUTERIE, EN ACIER FORGE, NON FINIES								
	VALUE (\$000)	5,490	2,029	2,834	3,856	-11	UNITED STATES	37	
	VALEUR (\$000)						ETATS-UNIS		
46855	PIPE FITTINGS IRON STEEL WELDING RACCORDS DE TUYAU, ACIER, A SOUDURE								
	VALUE (\$000)	37,492	21,981	21,901	28,670	-9	JAPAN	22	
	VALEUR (\$000)						JAPON		
46855-21	FITTINGS, PIPE, BUTT WELDING, STEEL GARNITURES DE TUYAUTERIE ACIER, SOUDURE PAR REFOULEMENT								
	VALUE (\$000)	17,931	11,822	9,272	11,758	-13	JAPAN	35	
	VALEUR (\$000)						JAPON		



## IMPORT DATA TRENDS - TENDANCES DES DONNEES SUR L'IMPORTATION

## SECTION 2 - FABRICATED MATERIALS, INEDIBLE

## SECTION 2 - MATIERES TRAVAILLEES, NON COMESTIBLES

CODE	COMMODITY MARCHANDISE	1982	1983	1984	AVE. ANNUAL GROWTH RATE (%) 1982-1985 TAUX DE CROISSANCE 1985 ANNUEL MOYEN		MAJOR COUNTRY OF EXPORT - SHARE OF IMPORT MARKET (%) 1985 PAYS EXPORTATEUR PRINCIPAL - PART DU MARCHÉ DES IMPORTATIONS		
					1985	ANNUEL MOYEN			
46855-31	FITTINGS, PIPE, FORGED STEEL, WELDING TYPE GARNITURES DE TUYAUTERIE, ACIER FORGE, DE SOUDURE	VALUE (\$000) VALEUR (\$000)	13,793	7,397	8,795	13,421	-1	UNITED KINGDOM ROYAUME-UNI	19
46859	PIPE FITINGS IRON STEEL FINISHD NES RACCORDS TUYAU FER ACIER, FINIS NDA	VALUE (\$000) VALEUR (\$000)	61,917	53,777	61,630	76,091	7	UNITED STATES ETATS-UNIS	64
46859-20	FITTINGS, PIPE, MALLEABLE IRON, FINISHED GARNITURES DE TUYAUTERIE EN FONTE MALLEABLE, FINIES	VALUE (\$000) VALEUR (\$000)	9,723	11,526	13,941	13,822	12	UNITED STATES ETATS-UNIS	46
46859-49	FITTINGS, PIPE, CAST IRON, NES GARNITURES DE TUYAUTERIE EN FONTE, NDA	VALUE (\$000) VALEUR (\$000)	5,932	5,123	5,090	6,063	1	UNITED STATES ETATS-UNIS	73
46859-53	FITTINGS, PIPE, FORGED STEEL, THREADED TYPES GARNITURES DE TUYAUTERIE EN ACIER FORGE, FILETEES	VALUE (\$000) VALEUR (\$000)	3,635	2,714	4,642	7,107	25	UNITED STATES ETATS-UNIS	45
46859-60	FITTINGS, PIPE, STAINLESS STEEL GARNITURES DE TUYAUTERIE EN ACIER INOXYDABLE	VALUE (\$000) VALEUR (\$000)	14,290	11,075	9,988	15,761	3	UNITED STATES ETATS-UNIS	64
46879	PIPE FITTINGS COPPER & COPPER ALLOY RACCORDS DE TUYAU CUIVRE & ALLIAGES	VALUE (\$000) VALEUR (\$000)	13,146	16,050	17,613	18,129	11	UNITED STATES ETATS-UNIS	92
46879-21	FITTINGS, PIPE, BRASS GARNITURES DE TUYAUTERIE EN LAITON	VALUE (\$000) VALEUR (\$000)	9,704	11,443	13,781	13,868	13	UNITED STATES ETATS-UNIS	91
46879-41	FITTINGS, PIPE, COPPER GARNITURES DE TUYAUTERIE EN CUIVRE	VALUE (\$000) VALEUR (\$000)	1,982	3,502	2,532	3,002	15	UNITED STATES ETATS-UNIS	100
46899	PIPE FITTINGS N E S RACCORS DE TUYAUTERIE N D A	VALUE (\$000) VALEUR (\$000)	24,515	20,496	17,290	20,182	-6	UNITED STATES ETATS-UNIS	87
46904	CONVERTED ALUMINUM FOIL ALUMINIUM EN LAMES TRANSFORME	VALUE (\$000) VALEUR (\$000)	10,398	11,226	15,122	15,968	15	UNITED STATES ETATS-UNIS	70
46904-51	FOIL, ALUMINUM, BACKED ALUMINIUM EN FEUILLES DOUBLE	VALUE (\$000) VALEUR (\$000)	7,327	6,231	9,255	8,698	6	UNITED STATES ETATS-UNIS	89
46908	METAL STAMPINGS FOR BATHTUBS PIECES, METAL EMBOUTI, A BAIGNOIRES	VALUE (\$000) VALEUR (\$000)	268	375	36	93	-29	UNITED STATES ETATS-UNIS	100

## IMPORT DATA TRENDS - TENDANCES DES DONNEES SUR L'IMPORTATION

## SECTION 2 - FABRICATED MATERIALS, INEDIBLE

## SECTION 2 - MATIERES TRAVAILLEES, NON COMESTIBLES

CODE	COMMODITY MARCHANDISE	1982	1983	1984	1985	AVE. ANNUAL GROWTH RATE (%) 1982-1985	MAJOR COUNTRY OF EXPORT - SHARE OF IMPORT MARKET (%) 1985	
						TAUX DE CROISSANCE ANNUEL MOYEN	PAYS EXPORTATEUR PRINCIPAL - PART DU MARCHE DES IMPORTATIONS	
46910	BLANKS FOR TABLE CUTLERY EBAUCHES POUR COUTELLERIE DE TABLE							
	VALUE (\$000) VALEUR (\$000)	1,477	1,678	1,568	1,360	-3	UNITED STATES ETATS-UNIS	79
46912	STAMPED METAL BASIC PRODUCTS N E S ARTICLES DE BASE METAL DECOUPE NDA							
	VALUE (\$000) VALEUR (\$000)	6,313	8,445	10,053	11,800	23	UNITED STATES ETATS-UNIS	97
46920	METAL FRAMES FOR HANDBAGS, PURSES MONTURES EN METAL POUR BOURSES, ETC							
	VALUE (\$000) VALEUR (\$000)	1,176	984	767	1,023	-4	UNITED STATES ETATS-UNIS	40
46928	METAL PARTS FOR JEWELLERY N E S PIECES METALLIQUES POUR BIJOUX NDA							
	VALUE (\$000) VALEUR (\$000)	3,361	4,787	6,505	7,432	30	UNITED STATES ETATS-UNIS	85
46952	SPRINGS N E S RESSORTS N D A							
	VALUE (\$000) VALEUR (\$000)	3,412	4,130	6,034	7,341	29	UNITED STATES ETATS-UNIS	90
46952-30	SPRINGS FOR MATTRESS MANUFACTURING RESSORTS POUR FABRICATION DE MATELAS							
	VALUE (\$000) VALEUR (\$000)	839	979	2,798	3,019	53	UNITED STATES ETATS-UNIS	100
46959	WIRE FABRICATED BASIC PRODUCTS NES OUVRAGES DE BASE EN FIL METAL. NDA							
	VALUE (\$000) VALEUR (\$000)	4,912	5,575	7,082	8,785	11	UNITED STATES ETATS-UNIS	82
46963	PIPE THREAD PROTECTORS, METAL PROTECTEURS DE FILETS TUYAUX, METAL							
	VALUE (\$000) VALEUR (\$000)	1,724	2,303	5,144	5,489	46	UNITED STATES ETATS-UNIS	92
46969	GOLF SHAFTS SEAMLESS STEEL UNPLATED MANCHES DE CLUBS DE GOLF D'ACIER							
	QTY. METRIC (NO) QUANT. METRIQUE (NOMB)	204,917	206,317	370,275	478,642	32		
	QTY. IMPERIAL (NO) QUANT. IMPERIALE (NOMB)	204,917	206,317	370,275	478,642	32		
	VALUE (\$000) VALEUR (\$000)	361	420	707	1,119	45	UNITED STATES ETATS-UNIS	100
46971	INSULATED MAGNET WIRE FIL DE BOBINAGE, ISOLE							
	QTY. METRIC (KG) QUANT. METRIQUE (KG)	333,540	556,737	961,520	926,287	40		
	QTY. IMPERIAL (LB) QUANT. IMPERIALE (LIV)	735,334	1,227,401	2,119,799	2,042,125	40		
	VALUE (\$000) VALEUR (\$000)	2,074	3,170	4,965	4,459	29	UNITED STATES ETATS-UNIS	92

## IMPORT DATA TRENDS - TENDANCES DES DONNEES SUR L'IMPORTATION

## SECTION 2 - FABRICATED MATERIALS, INEDIBLE

## SECTION 2 - MATIERES TRAVAILLEES, NON COMESTIBLES

CODE	COMMODITY MARCHANDISE	1982	1983	1984	1985	AVE. ANNUAL GROWTH RATE (%) 1982-1985 TAUX DE CROISSANCE ANNUEL MOYEN	MAJOR COUNTRY OF EXPORT - SHARE OF IMPORT MARKET (%) 1985 PAYS EXPORTATEUR PRINCIPAL - PART DU MARCHE DES IMPORTATIONS		
46975-51	WIRE, MAGNET, INSULATED FIL DE BOBINAGE, ISOLE								
	QTY. METRIC (KG) QUANT. METRIQUE (KG)	333,540	556,737	961,520	926,287	40			
	QTY. IMPERIAL (LB) QUANT. IMPERIALE (LIV)	735,334	1,227,401	2,119,799	2,042,125	40			
	VALUE (\$000) VALEUR (\$000)	2,074	3,170	4,965	4,459	29	UNITED STATES ETATS-UNIS	92	
46973	TELEPHONE CABLE CABLES TELEPHONIQUES								
	VALUE (\$000) VALEUR (\$000)	855	738	551	795	-2	UNITED STATES ETATS-UNIS	92	
46974	TELEPHONE, RADIO AND T. V. WIRES FILS POUR TELEPHONE, RADIO & TELEV.								
	VALUE (\$000) VALEUR (\$000)	20,002	20,372	25,486	25,556	8	UNITED STATES ETATS-UNIS	96	
46974-29	CABLE, COAXIAL, RADIO AND TV, NES CABLE COAXIAL, RADIO ET TELE, NDA								
	QTY. METRIC (KG) QUANT. METRIQUE (KG)	1,641,527	2,808,581	2,740,145	2,981,981	22			
	QTY. IMPERIAL (LB) QUANT. IMPERIALE (LIV)	3,619,187	6,191,894	6,041,017	6,574,177	22			
	VALUE (\$000) VALEUR (\$000)	7,429	12,472	13,906	14,761	25	UNITED STATES ETATS-UNIS	98	
46974-69	WIRE AND CORD, COMMON TYPE, INSULATED, NES FIL ET CORDON ISOLEES, ANTENNE COLLECTIVE, NDA								
	QTY. METRIC (KG) QUANT. METRIQUE (KG)	945,263	358,821	452,849	553,334	-16			
	QTY. IMPERIAL (LB) QUANT. IMPERIALE (LIV)	2,083,960	791,069	998,366	1,219,898	-16			
	VALUE (\$000) VALEUR (\$000)	7,320	3,409	4,484	4,661	-14	UNITED STATES ETATS-UNIS	98	
46975	INSULATED WIRE AND CABLE N E S FILS ET CABLES ISOLEES N D A								
	VALUE (\$000) VALEUR (\$000)	133,634	161,890	137,823	98,534	-9	UNITED STATES ETATS-UNIS	95	
46975-33	CABLE, ELECTRICAL, HEATING, IN BULK CABLE ELECTRIQUE DE CHAUFFAGE, EN VRAC								
	QTY. METRIC (KG) QUANT. METRIQUE (KG)	50,871	70,475	42,322	46,002	-3			
	QTY. IMPERIAL (LB) QUANT. IMPERIALE (LIV)	112,153	155,372	93,304	101,417	-3			
	VALUE (\$000) VALEUR (\$000)	3,056	6,150	3,071	3,431	4	UNITED STATES ETATS-UNIS	85	
46975-39	INSULATED CABLE, NES, ELECTRICAL CABLE ELECTRIQUE ISOLE, NUA								
	QTY. METRIC (KG) QUANT. METRIQUE (KG)	1,674,809	1,915,099	2,632,301	2,745,359	18			
	QTY. IMPERIAL (LB) QUANT. IMPERIALE (LIV)	3,692,342	4,222,093	5,803,261	6,052,513	18			
	VALUE (\$000) VALEUR (\$000)	10,438	12,365	18,370	19,635	23	UNITED STATES ETATS-UNIS	94	

## IMPORT DATA TRENDS - TENDANCES DES DONNEES SUR L'IMPORTATION

## SECTION 2 - FABRICATED MATERIALS, INEDIBLE

## SECTION 2 - MATIERES TRAVAILLEES, NON COMESTIBLES

CODE	COMMODITY MARCHANDISE		1982	1983	1984	1985	AVE. ANNUAL	MAJOR COUNTRY OF EXPORT	
							GROWTH RATE (%) 1982-1985	- SHARE OF IMPORT MARKET (%) 1985	
							Taux de Croissance Annuel Moyen	Pays Exportateur Principal - Part du Marché des Importations	
46975-56	WIRE, IGNITION, AUTO. IN BULK FIL D'ALLUMAGE POUR VOITURES, EN VRAC								
	QTY. METRIC (KG)		600,219	674,633	895,756	934,017	16		
	QUANT. METRIQUE (KG)								
	QTY. IMPERIAL (LB)		1,323,263	1,487,318	1,974,815	2,059,166	16		
	QUANT. IMPERIALE (LIV)								
	VALUE (\$000)		4,120	5,246	6,778	7,885	24	UNITED STATES	100
	VALEUR (\$000)							ETATS-UNIS	
46975-59	INSULATED WIRE, NES, ELECTRICAL FIL ELECTRIQUE ISOLE, NDA								
	QTY. METRIC (KG)		5,593,931	5,417,304	7,118,402	9,166,943	18		
	QUANT. METRIQUE (KG)								
	QTY. IMPERIAL (LB)		12,332,571	11,943,173	15,653,473	20,209,755	18		
	QUANT. IMPERIALE (LIV)								
	VALUE (\$000)		32,577	31,267	41,160	54,191	18	UNITED STATES	97
	VALEUR (\$000)							ETATS-UNIS	
46975-71	WIRE, ELECTRICAL, AUTO. PLAIN OR ARMORED FIL ELECTRIQUE D'AUTOMOBILE, ORDINAIRE OU ARME								
	QTY. METRIC (KG)		1,087,643	1,191,723	1,486,646	1,575,698	13		
	QUANT. METRIQUE (KG)								
	QTY. IMPERIAL (LB)		2,397,854	2,627,314	3,277,510	3,473,837	13		
	QUANT. IMPERIALE (LIV)								
	VALUE (\$000)		4,234	4,091	5,217	5,553	9	UNITED STATES	99
	VALEUR (\$000)							ETATS-UNIS	
46985	TANKS AND PARTS RESERVOIRS ET PIECES								
	VALUE (\$000)		18,568	17,060	20,570	25,380	11	UNITED STATES	96
	VALEUR (\$000)							ETATS-UNIS	
46972-49	TANKS, STORAGE, NES RESERVOIRS DE STOCKAGE, NDA								
	VALUE (\$000)		12,438	11,745	13,566	18,027	13	UNITED STATES	97
	VALEUR (\$000)							ETATS-UNIS	
46999	METAL FABRICATED BASIC PRODUCTS NES OUVRAGES DE BASE DE METAL N D A								
	VALUE (\$000)		41,060	35,375	41,048	51,071	7	UNITED STATES	78
	VALEUR (\$000)							ETATS-UNIS	
46999-29	BLANKS, METAL, NES EBAUCHES EN METAL, NDA								
	VALUE (\$000)		1,530	2,640	5,352	8,754	78	UNITED STATES	46
	VALEUR (\$000)							ETATS-UNIS	
46999-40	TUBING, FLEXIBLE METAL, EXCEPT ELECTRIC TUBES DE METAL FLEXIBLE, SAUF POUR ELECTRICITE								
	VALUE (\$000)		3,370	3,218	3,471	4,543	10	UNITED STATES	95
	VALEUR (\$000)							ETATS-UNIS	
47104	GRANITE, SHAPED OR DRESSED GRANITE, FACONNE OU TAILLE								
	VALUE (\$000)		14,831	7,002	7,796	6,278	-25	ITALY	69
	VALEUR (\$000)							ITALIE	
47108	MARBLE, SHAPED OR DRESSED MARBRE, FACONNE OU TAILLE								
	VALUE (\$000)		1,709	2,416	4,007	5,311	45	ITALY	76
	VALEUR (\$000)							ITALIE	

## IMPORT DATA TRENDS - TENDANCES DES DONNEES SUR L'IMPORTATION

## SECTION 2 - FABRICATED MATERIALS, INEDIBLE

## SECTION 2 - MATIERES TRAVAILLEES, NON COMESTIBLES

CODE	COMMODITY MARCHANDISE	1982	1983	1984	AVE. ANNUAL GROWTH RATE (%) 1982-1985 TAUX DE CROISSANCE 1985 ANNUEL MOYEN		MAJOR COUNTRY OF EXPORT - SHARE OF IMPORT MARKET (%) 1985 PAYS EXPORTATEUR PRINCIPAL - PART DU MARCHE DES IMPORTATIONS	
47128	ROOFING GRANULES GRANULES POUR COUVERTURE DE TOITURE							
	QTY. METRIC (TONNE) QUANT. METRIQUE (TONNE)	57,024	60,153	51,228	31,545	-18		
	QTY. IMPERIAL (CWT) QUANT. IMPERIALE (QTL)	1,257,142	1,326,121	1,129,358	695,441	-18		
	VALUE (\$000) VALEUR (\$000)	2,817	3,671	3,690	2,952	2	UNITED STATES ETATS-UNIS	100
47149	NATURAL STONE BASIC PRODUCTS N E S OUVRAGES DE BASE, PIERRE NATURE NDA							
	VALUE (\$000) VALEUR (\$000)	3,576	4,328	7,017	9,996	40	ITALY ITALIE	67
47202	BRICK, BUILDING, GLAZED BRIQUES A BATIR VITRIFIEES							
	QTY. METRIC (M) QUANT. METRIQUE (M)	1,224	1,991	2,307	6,639	75		
	QTY. IMPERIAL (M) QUANT. IMPERIALE (M)	1,224	1,991	2,307	6,639	75		
	VALUE (\$000) VALEUR (\$000)	190	351	385	629	48	UNITED STATES ETATS-UNIS	100
47204	BRICK, BUILDING N E S BRIQUES A BATIR N D A							
	QTY. METRIC (M) QUANT. METRIQUE (M)	13,818	25,208	31,228	67,245	69		
	QTY. IMPERIAL (M) QUANT. IMPERIALE (M)	13,818	25,208	31,228	67,245	69		
	VALUE (\$000) VALEUR (\$000)	2,544	4,223	5,492	8,875	51	UNITED STATES ETATS-UNIS	100
47212	BUILDING BLOCKS AND HOLLOW TILES BRIQUES, TUILES CREUSES & IGNIFUGES							
	VALUE (\$000) VALEUR (\$000)	1,541	775	952	1,532	0	UNITED STATES ETATS-UNIS	39
47233	CERAMIC TILES FLOOR WALL UND 2 1/2 TUILES, TERRE CUITE MOINS DE 2.5 PO							
	QTY. METRIC (M2) QUANT. METRIQUE (M2)	705,543	544,925	610,776	407,212	-16		
	QTY. IMPERIAL (SQ FT) QUANT. IMPERIALE (PI CA)	7,594,651	5,865,711	6,574,556	4,383,339	-16		
	VALUE (\$000) VALEUR (\$000)	5,492	3,984	4,872	3,095	-17	JAPAN JAPON	62
47235	CERAMIC TILES FLOOR WALL 2 1/2 & OV TUILES, TERRE CUITE 2.5 PO. ET PLUS							
	QTY. METRIC (M2) QUANT. METRIQUE (M2)	5,651,217	7,168,782	9,202,855	8,748,540	16		
	QTY. IMPERIAL (SQ FT) QUANT. IMPERIALE (PI CA)	60,831,181	77,166,652	99,061,946	94,171,579	16		
	VALUE (\$000) VALEUR (\$000)	38,217	46,171	60,790	58,972	15	ITALY ITALIE	53

## IMPORT DATA TRENDS - TENDANCES DES DONNEES SUR L'IMPORTATION

## SECTION 2 - FABRICATED MATERIALS, INEDIBLE

## SECTION 2 - MATIERES TRAVAILLEES, NON COMESTIBLES

CODE	COMMODITY MARCHANDISE	1982	1983	1984	AVE. ANNUAL GROWTH RATE (%) 1982-1985 TAUX DE CROISSANCE ANNUEL MOYEN		MAJOR COUNTRY OF EXPORT - SHARE OF IMPORT MARKET (%) 1985 PAYS EXPORTATEUR PRINCIPAL - PART DU MARCHE DES IMPORTATIONS	
					1985	ANNUEL MOYEN		
47235-70	TILES, CERAMIC, FLOOR & WALL 2.5" X 2.5" & DV CARREAUX DE CERAM., PLANCHER/MUR 2.5X2.5 PO ET PLUS							
	QTY. METRIC (M2) QUANT. METRIQUE (M2)	5,034,302	6,901,848	9,044,833	8,621,322	19		
	QTY. IMPERIAL (SQ FT) QUANT. IMPERIALE (PI CA)	54,190,552	74,293,309	97,360,960	92,802,176	19		
	VALUE (\$000) VALEUR (\$000)	34,997	44,154	59,298	57,599	18	ITALY ITALIE	54
47249	CLAY BRICKS, BLOCKS AND TILES N E S BRIQUES, BLOCS TUILES EN ARGILE NDA							
	VALUE (\$000) VALEUR (\$000)	3,150	4,099	4,673	4,163	10	UNITED STATES ETATS-UNIS	42
47251	FIRE BRICK & SIMILAR SHAPES ALUMINA BRIQUES REFRACT. SIMILAIRES ALUMINE							
	QTY. METRIC (TONNE) QUANT. METRIQUE (TONNE)	14,049	20,645	24,750	27,988	25		
	QTY. IMPERIAL (TON) QUANT. IMPERIALE (TONNE)	15,487	22,757	27,282	30,852	25		
	VALUE (\$000) VALEUR (\$000)	13,007	16,679	20,682	23,628	22	UNITED STATES ETATS-UNIS	94
47253	FIRE BRICK & SIMILAR SHAPES, CHROME BRIQUES REFRACT SIMILAIRES CHROMITE							
	QTY. METRIC (TONNE) QUANT. METRIQUE (TONNE)	190	533	1,539	219	5		
	QTY. IMPERIAL (TON) QUANT. IMPERIALE (TONNE)	209	588	1,697	241	5		
	VALUE (\$000) VALEUR (\$000)	222	492	1,848	356	17	UNITED STATES ETATS-UNIS	100
47256	FIRE BRICK & SIM. SHAPES, MAGNESITE BRIQUES REFRACT & SIMIL. MAGNESITE							
	QTY. METRIC (TONNE) QUANT. METRIQUE (TONNE)	12,461	19,106	21,593	25,048	26		
	QTY. IMPERIAL (TON) QUANT. IMPERIALE (TONNE)	13,736	21,061	23,802	27,611	26		
	VALUE (\$000) VALEUR (\$000)	11,174	19,353	25,841	28,741	37	UNITED STATES ETATS-UNIS	77
47259	FIRE BRICK & SIMILAR SHAPES, SILICA BRIQUES REFRACT & SIMILAIRES SILICE							
	QTY. METRIC (TONNE) QUANT. METRIQUE (TONNE)	2,984	3,027	3,917	1,956	-13		
	QTY. IMPERIAL (TON) QUANT. IMPERIALE (TONNE)	3,289	3,337	4,318	2,156	-13		
	VALUE (\$000) VALEUR (\$000)	2,406	2,671	3,292	3,299	11	UNITED STATES ETATS-UNIS	86
47262	FIRE BRICK & SIMILAR SHAPES N E S BRIQUES REFRACT & FORMES SIMIL. NDA							
	QTY. METRIC (TONNE) QUANT. METRIQUE (TONNE)	102,915	111,444	125,327	111,977	3		
	QTY. IMPERIAL (TON) QUANT. IMPERIALE (TONNE)	113,445	122,847	138,150	123,434	3		

SEE EXPLANATORY NOTES / VOIR NOTES EXPLICATIVES

## IMPORT DATA TRENDS - TENDANCES DES DONNEES SUR L'IMPORTATION

## SECTION 2 - FABRICATED MATERIALS, INEDIBLE

## SECTION 2 - MATIERES TRAVAILLEES, NON COMESTIBLES

CODE	COMMODITY MARCHANDISE	1982	1983	1984	AVE. ANNUAL GROWTH RATE (%) 1982-1985 TAUX DE CROISSANCE ANNUEL MOYEN		MAJOR COUNTRY OF EXPORT - SHARE OF IMPORT MARKET (%) 1985 PAYS EXPORTATEUR PRINCIPAL - PART DU MARCHE DES IMPORTATIONS	
					1985	ANNUEL MOYEN		
47262	FIRE BRICK & SIMILAR SHAPES N E S BRIQUES REFRACT & FORMES SIMIL. NDA			(CONT-D) (SUITE)				
	VALUE (\$000) VALEUR (\$000)	35,240	37,802	51,119	52,439	14	UNITED STATES ETATS-UNIS	81
47262-20	FIRE BRICK, SUPER DUTY BRIQUE REFRACTAIRE, EXTRA-FORTE							
	QTY. METRIC (TONNE) QUANT. METRIQUE (TONNE)	3,738	4,057	6,815	12,637	49		
	QTY. IMPERIAL (TON) QUANT. IMPERIALE (TONNE)	4,120	4,472	7,512	13,930	49		
	VALUE (\$000) VALEUR (\$000)	1,407	1,268	2,429	3,888	40	UNITED STATES ETATS-UNIS	65
47262-30	FIRE BRICK, INSULATING BRIQUE REFRACTAIRE ISOLANTE							
	QTY. METRIC (TONNE) QUANT. METRIQUE (TONNE)	5,912	5,488	9,013	10,525	21		
	QTY. IMPERIAL (TON) QUANT. IMPERIALE (TONNE)	6,517	6,050	9,935	11,602	21		
	VALUE (\$000) VALEUR (\$000)	4,419	2,770	5,423	5,491	7	UNITED STATES ETATS-UNIS	66
47276	DOLOMITE, CALCINED DOLOMITE CALCINEE							
	QTY. METRIC (TONNE) QUANT. METRIQUE (TONNE)	7,595	2,418	3,196	3,612	-22		
	QTY. IMPERIAL (CWT) QUANT. IMPERIALE (QTL)	167,447	53,314	70,466	79,638	-22		
	VALUE (\$000) VALEUR (\$000)	234	127	180	275	5	UNITED STATES ETATS-UNIS	100
47278	MAGNESIA, DEAD BURNED DR SINTERED MAGNESIE MORTE OU AGGLOMERE							
	QTY. METRIC (TONNE) QUANT. METRIQUE (TONNE)	32,670	38,446	46,849	43,926	10		
	QTY. IMPERIAL (CWT) QUANT. IMPERIALE (QTL)	720,241	847,566	1,032,830	968,397	10		
	VALUE (\$000) VALEUR (\$000)	11,090	15,308	17,195	17,582	16	UNITED STATES ETATS-UNIS	76
47279	MAGNESIA N E S MAGNESIE N D A							
	QTY. METRIC (TONNE) QUANT. METRIQUE (TONNE)	4,986	3,609	3,094	2,543	-20		
	QTY. IMPERIAL (CWT) QUANT. IMPERIALE (QTL)	109,919	79,568	68,201	56,063	-20		
	VALUE (\$000) VALEUR (\$000)	1,994	1,435	1,542	1,622	-7	UNITED STATES ETATS-UNIS	100
47281	GRAPHITE AND CARBON CRUCIBLES CREUSETS DE GRAPHITE ET DE CARBONE							
	VALUE (\$000) VALEUR (\$000)	1,234	1,120	1,549	1,374	4	UNITED STATES ETATS-UNIS	93
47282	GRAPHITE & CARBON REFRACTORIES NES MAT. REFRACT. GRAPHITE & AUTRES NDA							
	VALUE (\$000) VALEUR (\$000)	2,582	1,902	2,952	2,010	-8	UNITED STATES ETATS-UNIS	60

SEE EXPLANATORY NOTES / VOIR NOTES EXPLICATIVES

## IMPORT DATA TRENDS - TENDANCES DES DONNEES SUR L'IMPORTATION

## SECTION 2 - FABRICATED MATERIALS, INEDIBLE

## SECTION 2 - MATIERES TRAVAILLEES, NON COMESTIBLES

CODE	COMMODITY MARCHANDISE	1982	1983	1984	AVE. ANNUAL GROWTH RATE (%) 1982-1985		MAJOR COUNTRY OF EXPORT - SHARE OF IMPORT MARKET (%) 1985	
					1985	ANNUEL MOYEN	PAYS EXPORTATEUR PRINCIPAL - PART DU MARCHE DES IMPORTATIONS	
47284	REFRACTORY CEMENTS AND MORTARS CIMENTES ET MORTIERS REFRACTAIRES							
	VALUE (\$000) VALEUR (\$000)	13,264	14,456	17,011	19,936	14	UNITED STATES ETATS-UNIS	91
47290	ACID-PROOF BRICK BRIQUES INATTAQUABLES AUX ACIDES							
	VALUE (\$000) VALEUR (\$000)	131	89	67	30	-38	UNITED STATES ETATS-UNIS	100
47295	PLASTIC FIRE BRICK AND RAMMING MIXT BRIQUES ET MELANGES REFRACT. PLAST.							
	VALUE (\$000) VALEUR (\$000)	1,342	1,933	1,272	2,173	17	UNITED STATES ETATS-UNIS	78
47299	REFRACTORIES N E S MATIERES REFRACTAIRES N D A							
	VALUE (\$000) VALEUR (\$000)	6,978	7,313	15,227	19,913	41	UNITED STATES ETATS-UNIS	66
47303	SHEET GLASS NOT OVER 30 OZ/SQ. FT. VERRE A VITRE PAS PLUS 30 DN. PI CA							
	QTY. METRIC (M2) QUANT. METRIQUE (M2)	413,162	629,127	597,360	711,926	20		
	QTY. IMPERIAL (SQ FT) QUANT. IMPERIALE (PI CA)	4,447,381	6,772,089	6,430,136	7,663,361	20		
	VALUE (\$000) VALEUR (\$000)	1,424	1,882	1,700	2,029	12	UNITED STATES ETATS-UNIS	52
47306	SHEET GLASS OVER 30 OZ/SQ. FT. VERRE A VITRE PLUS DE 30 DN. PI CA							
	QTY. METRIC (M2) QUANT. METRIQUE (M2)	135,688	67,877	32,712	55,271	-25		
	QTY. IMPERIAL (SQ FT) QUANT. IMPERIALE (PI CA)	1,460,577	730,643	352,124	594,955	-25		
	VALUE (\$000) VALEUR (\$000)	473	299	148	281	-16	UNITED STATES ETATS-UNIS	38
47308	PLATE GLASS CLR FOR LAMINATED GLASS VERRE CLAIR POUR FAB. VERRE LAMINE							
	QTY. METRIC (M2) QUANT. METRIQUE (M2)	1,043,654	965,358	1,002,133	1,393,459	10		
	QTY. IMPERIAL (SQ FT) QUANT. IMPERIALE (PI CA)	11,234,161	10,391,372	10,787,228	14,999,563	10		
	VALUE (\$000) VALEUR (\$000)	4,012	3,441	3,637	4,708	5	UNITED STATES ETATS-UNIS	98
47311	PLATE/FLDGT GLASS 3.5MM OR LESS NES VERRE A GLACE 3.5MM OU MOINS NDA							
	QTY. METRIC (M2) QUANT. METRIQUE (M2)	703,922	1,313,829	1,377,280	1,093,857	16		
	QTY. IMPERIAL (SQ FT) QUANT. IMPERIALE (PI CA)	7,570,740	14,142,402	14,825,405	11,774,566	16		
	VALUE (\$000) VALEUR (\$000)	2,958	5,280	5,912	3,959	10	UNITED STATES ETATS-UNIS	61



## IMPORT DATA TRENDS - TENDANCES DES DONNEES SUR L'IMPORTATION

## SECTION 2 - FABRICATED MATERIALS, INEDIBLE

## SECTION 2 - MATIERES TRAVAILLEES, NON COMESTIBLES

CODE	COMMODITY MARCHANDISE	1982	1983	1984	AVE. ANNUAL GROWTH RATE (%) 1982-1985 TAUX DE CROISSANCE 1985 ANNUEL MOYEN		MAJOR COUNTRY OF EXPORT - SHARE OF IMPORT MARKET (%) 1985 PAYS EXPORTATEUR PRINCIPAL - PART DU MARCHE DES IMPORTATIONS	
47313	PLATE OR FLOAT GLASS N E S VERRE A GLACE OU FLOTTE N D A							
	QTY. METRIC (M2) QUANT. METRIQUE (M2)	3,239,534	4,916,014	4,929,582	6,631,432	27		
	QTY. IMPERIAL (SQ FT) QUANT. IMPERIALE (PI CA)	34,871,198	52,917,271	53,063,314	71,382,471	27		
	VALUE (\$000) VALEUR (\$000)	18,330	26,248	25,590	33,965	23	UNITED STATES ETATS-UNIS	84
47313-30	GLASS, PLATE/FLOAT, CLR. OVER 3.5 MM (1/8 IN) VERRE DE VITRAGE, FLOTTE, CLAIR, DE PLUS DE 1/8 PD (3.5MM)							
	QTY. METRIC (M2) QUANT. METRIQUE (M2)	3,169,612	4,829,952	4,794,133	6,235,731	25		
	QTY. IMPERIAL (SQ FT) QUANT. IMPERIALE (PI CA)	34,118,533	51,990,875	51,605,306	67,123,041	25		
	VALUE (\$000) VALEUR (\$000)	17,754	25,764	24,776	31,000	20	UNITED STATES ETATS-UNIS	83
47315	LAMINATED GLASS, SHEET OR PLATE NES VERRE FEUILLETE A VITRES/GLACES NDA							
	QTY. METRIC (M2) QUANT. METRIQUE (M2)	276,723	102,745	89,235	126,838	-23		
	QTY. IMPERIAL (SQ FT) QUANT. IMPERIALE (PI CA)	2,978,717	1,105,971	960,548	1,365,315	-23		
	VALUE (\$000) VALEUR (\$000)	4,483	2,273	1,690	2,094	-22	UNITED STATES ETATS-UNIS	70
47316	TOUGHENED/TEMPERD GLASS SHEET/PLATE VERRE TREMPE/OUR A VITRE DU A GLACE							
	QTY. METRIC (M2) QUANT. METRIQUE (M2)	296,463	275,443	234,301	235,661	-7		
	QTY. IMPERIAL (SQ FT) QUANT. IMPERIALE (PI CA)	3,191,210	2,964,943	2,522,079	2,536,722	-7		
	VALUE (\$000) VALEUR (\$000)	7,038	4,764	3,697	3,527	-20	UNITED STATES ETATS-UNIS	88
47318	WIRED GLASS IN SHEETS OR PLATES VERRE ARME A VITRE OU A GLACE							
	QTY. METRIC (M2) QUANT. METRIQUE (M2)	116,675	157,118	157,107	212,075	22		
	QTY. IMPERIAL (SQ FT) QUANT. IMPERIALE (PI CA)	1,255,925	1,691,258	1,691,142	2,282,833	22		
	VALUE (\$000) VALEUR (\$000)	2,328	2,933	2,913	2,542	3	JAPAN JAPON	55
47321	GLASS BRICKS AND STRUCTURAL TILES BRIQUES BLOCS CARREAUX CONSTR VERRE							
	VALUE (\$000) VALEUR (\$000)	506	607	1,000	1,554	45	UNITED STATES ETATS-UNIS	72
47324	GLASS CTD FOR MIRRORS, SHEET/PLATE VERRE ENDUIT P MIROIR VITRES/GLACE							
	QTY. METRIC (M2) QUANT. METRIQUE (M2)	124,745	203,155	243,167	333,535	38		
	QTY. IMPERIAL (SQ FT) QUANT. IMPERIALE (PI CA)	1,342,789	2,186,810	2,617,516	3,590,262	38		

## IMPORT DATA TRENDS - TENDANCES DES DONNEES SUR L'IMPORTATION

## SECTION 2 - FABRICATED MATERIALS, INEDIBLE

## SECTION 2 - MATIERES TRAVAILLEES, NON COMESTIBLES

CODE	COMMODITY MARCHANDISE	1982	1983	1984	1985	AVE. ANNUAL GROWTH RATE (%) 1982-1985 TAUX DE CROISSANCE ANNUEL MOYEN	MAJOR COUNTRY OF EXPORT - SHARE OF IMPORT MARKET (%) 1985 PAYS EXPORTATEUR PRINCIPAL - PART DU MARCHE DES IMPORTATIONS	
47324	GLASS CTD FOR MIRRORS, SHEET/PLATE VERRE ENDUIT P MIRROR VITRES/GLACE			(CONT-D) (SUITE)				
	VALUE (\$000) VALEUR (\$000)	1,390	2,067	2,588	2,543	22	JAPAN JAPON	41
47325	GLASS CTD W HEAT ABSORB/REFLECT MAT VERRE ENDUIT P ABSORB/REFLE CHALEUR							
	QTY. METRIC (M2) QUANT. METRIQUE (M2)	7,139,680	9,951,702	8,669,590	13,070,884	22		
	QTY. IMPERIAL (SQ FT) QUANT. IMPERIALE (PI CA)	76,853,390	107,122,736	93,321,739	140,698,424	22		
	VALUE (\$000) VALEUR (\$000)	39,063	48,974	45,591	64,377	18	UNITED STATES ETATS-UNIS	98
47325-30	GLASS, HEAT ABSORBING, EXCEPT TEMPERED VERRE, ABSORBANT CHALEUR SAUF TREMPE							
	QTY. METRIC (M2) QUANT. METRIQUE (M2)	6,960,352	9,845,843	8,595,812	12,991,249	23		
	QTY. IMPERIAL (SQ FT) QUANT. IMPERIALE (PI CA)	74,923,061	105,983,235	92,527,578	139,841,218	23		
	VALUE (\$000) VALEUR (\$000)	36,018	47,507	44,486	63,487	21	UNITED STATES ETATS-UNIS	99
47327	COLOURED GLASS, ORNAMENTAL ETC NES VERRE DE COULEUR, DECORE ETC. N D A							
	QTY. METRIC (M2) QUANT. METRIQUE (M2)	89,994	106,774	102,525	121,404	10		
	QTY. IMPERIAL (SQ FT) QUANT. IMPERIALE (PI CA)	968,715	1,149,339	1,103,609	1,306,820	10		
	VALUE (\$000) VALEUR (\$000)	1,133	1,310	1,136	1,343	6	UNITED STATES ETATS-UNIS	61
47330	WHITE GLASS, CHIPPED OR ENAMELLED VERRE BLANC, PEINT VITRIFIE EMAILLE							
	QTY. METRIC (M2) QUANT. METRIQUE (M2)	282,339	330,178	388,701	474,652	19		
	QTY. IMPERIAL (SQ FT) QUANT. IMPERIALE (PI CA)	3,039,173	3,554,123	4,184,084	5,109,282	19		
	VALUE (\$000) VALEUR (\$000)	1,731	1,974	2,070	2,627	15	UNITED STATES ETATS-UNIS	58
47333	STAINED OR ORNAMENTAL GLASS WINDOWS VITRAUX DE VERRE DE COULEUR, DECORE							
	VALUE (\$000) VALEUR (\$000)	492	431	381	457	-2	UNITED STATES ETATS-UNIS	42
47335	INSULATING MULTI-PANE WINDOW UNITS FENETRES ISOLANTES VITRES MULTIPLES							
	QTY. METRIC (NO) QUANT. METRIQUE (NOMB)	14,381	15,168	10,116	77,449	74		
	QTY. IMPERIAL (NO) QUANT. IMPERIALE (NOMB)	14,381	15,168	10,116	77,449	74		
	VALUE (\$000) VALEUR (\$000)	2,690	2,210	1,099	1,979	-9	UNITED STATES ETATS-UNIS	95

## IMPORT DATA TRENDS - TENDANCES DES DONNEES SUR L'IMPORTATION

## SECTION 2 - FABRICATED MATERIALS, INEDIBLE

## SECTION 2 - MATIERES TRAVAILLEES, NON COMESTIBLES

CODE	COMMODITY MARCHANDISE	1982	1983	1984	AVE. ANNUAL GROWTH RATE (%) 1982-1985 TAUX DE CROISSANCE 1985 ANNUEL MOYEN		MAJOR COUNTRY OF EXPORT - SHARE OF IMPORT MARKET (%) 1985 PAYS EXPORTATEUR PRINCIPAL - PART DU MARCHE DES IMPORTATIONS	
47353	GLASS BALLS, MARBLES BALLES DU BILLES DE VERRE							
	VALUE (\$000) VALEUR (\$000)	2,730	3,323	2,274	2,094	-8	UNITED STATES ETATS-UNIS	93
47360	FIBROUS GLASS BASIC PRODUCTS OUVRAGES DE BASE DE FIBRES DE VERRE							
	VALUE (\$000) VALEUR (\$000)	13,379	9,895	11,852	11,849	-4	UNITED STATES ETATS-UNIS	99
47360-40	FIBREGLASS INSULATION FIBRE DE VERRE POUR ISOLATION							
	VALUE (\$000) VALEUR (\$000)	8,603	5,739	5,726	6,399	-9	UNITED STATES ETATS-UNIS	99
47362	GLASS ARTICLES TO BE CUT, MOUNTED ARTICLES NON FINIS, VERRE, VERRERIE							
	VALUE (\$000) VALEUR (\$000)	1,847	2,746	2,136	2,514	11	UNITED STATES ETATS-UNIS	48
47365	TUBES AND TUBING, GLASS TUBES DE VERRE							
	VALUE (\$000) VALEUR (\$000)	13,513	18,697	21,963	22,171	18	UNITED STATES ETATS-UNIS	98
47371	BULBS FOR ELECTRIC LIGHT BULBS AMPOULES DE LAMPES ELECTRIQUES							
	VALUE (\$000) VALEUR (\$000)	10,369	11,779	13,770	13,024	8	UNITED STATES ETATS-UNIS	100
47372	BULBS FOR ELECTRONIC TUBES AMPOULES POUR TUBES ELECTRONIQUES							
	VALUE (\$000) VALEUR (\$000)	12,986	338	13,232	21,588	18	JAPAN JAPDN	56
47372-40	BLANKS, GLASS, FOR TV PICTURE TUBES EBAUCHES DE VERRE POUR TUBES CATHODIQUES							
	VALUE (\$000) VALEUR (\$000)	12,730	208	13,215	21,543	19	JAPAN JAPON	56
47374	GLASS BLANKS FOR REFLECTORS EBAUCHES DE VERRE POUR REFLECTEURS							
	VALUE (\$000) VALEUR (\$000)	2,381	4,293	4,158	4,029	19	UNITED STATES ETATS-UNIS	100
47377	LENS BLANKS, SPECTACLE OR EYEGLASS EBAUCHES DE LENTILLES, LUNETTES ETC							
	VALUE (\$000) VALEUR (\$000)	2,928	4,301	3,647	3,188	3	UNITED STATES ETATS-UNIS	88
47380	LENS BLANKS, OPTICAL N E S EBAUCHES DE LENTILLES OPTIQUES NDA							
	VALUE (\$000) VALEUR (\$000)	2,739	2,487	2,735	3,060	4	UNITED STATES ETATS-UNIS	81
47391	FOAM GLASS VERRE CELLULAIRE							
	VALUE (\$000) VALEUR (\$000)	2,330	1,983	1,631	2,496	2	UNITED STATES ETATS-UNIS	100

## IMPORT DATA TRENDS - TENDANCES DES DONNEES SUR L'IMPORTATION

## SECTION 2 - FABRICATED MATERIALS, INEDIBLE

## SECTION 2 - MATIERES TRAVAILLEES, NON COMESTIBLES

CODE	COMMODITY MARCHANDISE	1982	1983	1984	AVE. ANNUAL GROWTH RATE (%) 1982-1985		MAJOR COUNTRY OF EXPORT - SHARE OF IMPORT MARKET (%) 1985	
					1985 ANNUAL MOYEN	TAUX DE CROISSANCE	PAYS EXPORTATEUR PRINCIPAL - PART DU MARCHE DES IMPORTATIONS	
47399	GLASS BASIC PRODUCTS N E S OUVRAGES DE BASE DE VERRE N D A							
	VALUE (\$000)	12,759	18,264	21,822	28,529	30	UNITED STATES ETATS-UNIS	74
47399-30	DOORS, GLASS, WITH WOODEN OR METAL FRAMES PORTES EN VERRE A CADRES DE BOIS OU METALLIQUES							
	VALUE (\$000)	2,071	4,375	3,671	3,065	14	UNITED STATES ETATS-UNIS	98
47420	ASBESTOS CLOTH, DRYER FELTS, SHEETS TOILE D'AMIANTE FEUTRES DE SECHOIRS							
	VALUE (\$000)	1,306	898	1,114	774	-16	UNITED STATES ETATS-UNIS	45
47424	ASBESTOS PACKING GARNITURES D'AMIANTE							
	QTY. METRIC (KG)	539,962	643,178	539,004	643,867	6		
	QUANT. METRIQUE (KG)							
	QTY. IMPERIAL (LB)	1,150,418	1,417,972	1,188,307	1,419,491	6		
	QUANT. IMPERIALE (LIV)							
	VALUE (\$000)	2,803	2,803	2,741	2,681	-1	UNITED KINGDOM ROYAUME-UNI	50
47437	ASBESTOS BRAKE LININGS GARNITURES DE FREINS D'AMIANTE							
	VALUE (\$000)	9,740	12,020	21,245	20,732	28	UNITED STATES ETATS-UNIS	96
47437-27	BRAKE LININGS, ASBESTOS, MOTOR VEH. MOULDED GARNITURE DE FREINS MOULEES, EN AMIANTE, AUTO.							
	VALUE (\$000)	3,284	5,953	10,173	10,084	45	UNITED STATES ETATS-UNIS	97
47438	ASBESTOS CLUTCH FACINGS GARNITURES D'EMBRAYAGE D'AMIANTE							
	VALUE (\$000)	1,224	1,348	2,078	2,109	20	UNITED STATES ETATS-UNIS	97
47454	ASBESTOS-CEMENT SHINGLES AND SIDING BARDEAUX, REVETEMENT DE FIBROCIMENT							
	VALUE (\$000)	56	55	91	34	-15	UNITED STATES ETATS-UNIS	100
47456	ASBESTOS-CEMENT BOARD AND SHEETS PLANCHES ET FEUILLES DE FIBROCIMENT							
	VALUE (\$000)	439	670	515	692	16	UNITED STATES ETATS-UNIS	89
47469	ASBESTOS BUILDING MATERIALS N E S MATER. CONSTR. AMIANTE FIBROCIM NDA							
	VALUE (\$000)	1,856	1,025	1,495	1,071	-16	UNITED STATES ETATS-UNIS	96
47499	ASBESTOS BASIC PRODUCTS N E S OUVRAGES BASE, AMIANTE FIBROCIM NDA							
	VALUE (\$000)	4,846	1,590	1,022	1,256	-36	UNITED STATES ETATS-UNIS	76

## IMPORT DATA TRENDS - TENDANCES DES DONNEES SUR L'IMPORTATION

## SECTION 2 - FABRICATED MATERIALS, INEDIBLE

## SECTION 2 - MATIERES TRAVAILLEES, NON COMESTIBLES

CODE	COMMODITY MARCHANDISE	1982	1983	1984	AVE. ANNUAL GROWTH RATE (%) 1982-1985 TAUX DE CROISSANCE 1985 ANNUEL MOYEN		MAJOR COUNTRY OF EXPORT - SHARE OF IMPORT MARKET (%) 1985 PAYS EXPORTATEUR PRINCIPAL - PART DU MARCHE DES IMPORTATIONS	
					1985	ANNUEL MOYEN		
47503	CEMENT CLINKER CIMENT NON BROYE							
	QTY. METRIC (TONNE) QUANT. METRIQUE (TONNE)	216	53	119	94.942	645		
	QTY. IMPERIAL (CWT) QUANT. IMPERIALE (QTL)	4,757	1,165	2,623	2,093,071	645		
	VALUE (\$000) VALEUR (\$000)	92	2	4	2,975	215	SPAIN ESPAGNE	38
47504	PORTLAND CEMENT, STANDARD CIMENT DE PORTLAND, ORDINAIRE							
	QTY. METRIC (TONNE) QUANT. METRIQUE (TONNE)	181,021	212,675	208,879	213,768	6		
	QTY. IMPERIAL (CWT) QUANT. IMPERIALE (QTL)	3,990,756	4,688,603	4,604,925	4,712,696	6		
	VALUE (\$000) VALEUR (\$000)	14,451	16,132	16,801	16,138	4	UNITED STATES ETATS-UNIS	99
47512-40	CEMENT, PORTLAND, STANDARD CIMENT PORTLAND ORDINAIRE							
	QTY. METRIC (TONNE) QUANT. METRIQUE (TONNE)	181,021	212,675	208,879	213,768	6		
	QTY. IMPERIAL (CWT) QUANT. IMPERIALE (QTL)	3,990,756	4,688,603	4,604,925	4,712,696	6		
	VALUE (\$000) VALEUR (\$000)	14,451	16,132	16,801	16,138	4	UNITED STATES ETATS-UNIS	99
47506	CEMENT, WHITE CIMENT BLANC							
	QTY. METRIC (TONNE) QUANT. METRIQUE (TONNE)	7,167	2,872	4,129	3,493	-21		
	QTY. IMPERIAL (CWT) QUANT. IMPERIALE (QTL)	158,001	63,314	91,035	76,999	-21		
	VALUE (\$000) VALEUR (\$000)	694	458	547	396	-17	BELGIUM-LUXEMB BELGIQUE-LUX.	44
47508	ALUMINOUS CEMENT CIMENT ALUMINEUX							
	QTY. METRIC (TONNE) QUANT. METRIQUE (TONNE)	7,771	3,338	6,200	5,420	-11		
	QTY. IMPERIAL (CWT) QUANT. IMPERIALE (QTL)	171,322	73,594	136,674	119,496	-11		
	VALUE (\$000) VALEUR (\$000)	926	1,173	2,055	1,999	29	UNITED STATES ETATS-UNIS	100
47512	CEMENT N E S CIMENT N D A							
	QTY. METRIC (TONNE) QUANT. METRIQUE (TONNE)	35,659	19,330	16,906	55,175	16		
	QTY. IMPERIAL (CWT) QUANT. IMPERIALE (QTL)	786,128	426,137	372,697	1,216,378	16		
	VALUE (\$000) VALEUR (\$000)	4,856	2,835	2,438	5,431	4	UNITED STATES ETATS-UNIS	83

## IMPORT DATA TRENDS - TENDANCES DES DONNÉES SUR L'IMPORTATION

## SECTION 2 - FABRICATED MATERIALS, INEDIBLE

## SECTION 2 - MATIÈRES TRAVAILLÉES, NON COMESTIBLES

CODE	COMMODITY MARCHANDISE	1982	1983	1984	AVE. ANNUAL GROWTH RATE (%) 1982-1985		MAJOR COUNTRY OF EXPDRT - SHARE OF IMPORT MARKET (%) 1985
					1985	TAUX DE CROISSANCE ANNUEL MOYEN	
							PAYS EXPORTATEUR PRINCIPAL - PART DU MARCHÉ DES IMPORTATIONS
47599	CEMENT AND CONCRETE BASIC PROD. NES OUVRAGES DE BASE, CIMENT, BETON NDA						
	VALUE (\$000) VALEUR (\$000)	2,801	4,001	4,000	4,181	14	UNITED STATES ÉTATS-UNIS 93
47609	METALLIC CARBIDES, NON-AGGLOMERATED CARBURES METALLIQUES NON AGGLOMERES						
	QTY. METRIC (TONNE) QUANT. METRIQUE (TONNE)	498	344	369	333	-12	
	QTY. IMPERIAL (CWT) QUANT. IMPERIALE (QTL)	10,983	7,587	8,133	7,352	-12	
	VALUE (\$000) VALEUR (\$000)	6,213	6,266	8,178	8,099	9	UNITED STATES ÉTATS-UNIS 93
47609-60	TUNGSTEN CARBIDE POWDER POUDRE DE CARBURE DE TUNGSTENE						
	QTY. METRIC (KG) QUANT. METRIQUE (KG)	273,832	219,583	294,108	260,225	-2	
	QTY. IMPERIAL (CWT) QUANT. IMPERIALE (QTL)	6,037	4,841	6,484	5,737	-2	
	VALUE (\$000) VALEUR (\$000)	5,830	5,788	7,554	7,516	9	UNITED STATES ÉTATS-UNIS 93
47639	ARTIFICAL ABRASIVES CRUDE GRAINS NES ABRASIFS ARTIFIC. BRUTS, GRAINS NDA						
	QTY. METRIC (TONNE) QUANT. METRIQUE (TONNE)	14,238	20,527	20,109	17,541	7	
	QTY. IMPERIAL (CWT) QUANT. IMPERIALE (QTL)	313,893	452,526	443,330	386,705	7	
	VALUE (\$000) VALEUR (\$000)	17,519	22,216	24,893	23,093	10	UNITED STATES ÉTATS-UNIS 90
47639-20	ABRASIVE, ALUMINUM OXIDE, CRUDE AND GRAINS ABRASIF D'OXIDE D'ALUMINIUM, BRUT ET EN GRAINS						
	QTY. METRIC (KG) QUANT. METRIQUE (KG)	6,055,472	7,672,792	10,380,090	10,586,473	20	
	QTY. IMPERIAL (CWT) QUANT. IMPERIALE (QTL)	133,501	169,157	228,843	233,393	20	
	VALUE (\$000) VALEUR (\$000)	7,974	9,230	13,315	13,721	20	UNITED STATES ÉTATS-UNIS 90
47639-30	ABRASIVE, SILICON CARBIDE, GRAINS ABRASIF AU CARBURE DE SILICIUM, GRAINS						
	QTY. METRIC (KG) QUANT. METRIQUE (KG)	6,424,558	11,077,983	8,210,705	5,640,664	-4	
	QTY. IMPERIAL (CWT) QUANT. IMPERIALE (QTL)	141,638	244,229	181,016	124,356	-4	
	VALUE (\$000) VALEUR (\$000)	7,604	11,253	9,694	7,595	0	UNITED STATES ÉTATS-UNIS 87
47649	ABRASIVE PAPER AND CLOTH PAPIER ET TDIÈLE D'EMERI						
	VALUE (\$000) VALEUR (\$000)	10,636	16,717	20,319	19,925	23	UNITED STATES ÉTATS-UNIS 67
47649-20	ABRASIVE PAPERS PAPIERS ABRASIFS						
	VALUE (\$000) VALEUR (\$000)	5,135	6,567	7,549	8,020	16	UNITED STATES ÉTATS-UNIS 53

## IMPORT DATA TRENDS - TENDANCES DES DONNEES SUR L'IMPORTATION

## SECTION 2 - FABRICATED MATERIALS, INEDIBLE

## SECTION 2 - MATIERES TRAVAILLEES, NON COMESTIBLES

CODE	COMMODITY MARCHANDISE	1982	1983	1984	AVE. ANNUAL GROWTH RATE (%) 1982-1985 TAUX DE CROISSANCE 1985 ANNUEL MOYEN		MAJOR COUNTRY OF EXPORT - SHARE OF IMPORT MARKET (%) 1985 PAYS EXPORTATEUR PRINCIPAL - PART DU MARCHE DES IMPORTATIONS	
47649-30	ABRASIVE CLOTHS TOILES ABRASIVES							
	VALUE (\$000) VALEUR (\$000)	5,501	10,150	12,770	11,905	29	UNITED STATES ETATS-UNIS	75
47654	ABRASIVE WHEELS MEULES D'EMERI							
	VALUE (\$000) VALEUR (\$000)	14,291	14,724	18,500	21,958	15	UNITED STATES ETATS-UNIS	60
47658	ABRASIVE STONES OR BLOCKS PIERRES OU BLOCS ABRASIFS							
	VALUE (\$000) VALEUR (\$000)	2,388	3,182	4,444	4,767	26	UNITED STATES ETATS-UNIS	76
47664	METALLIC CARBIDE TIPS OR BLANKS EBAUCHES, PLAQUETTES CARBURES METAL							
	VALUE (\$000) VALEUR (\$000)	2,000	2,116	4,159	3,598	21	SWEDEN SUEDE	74
47666	METALLIC CARBIDE INSERTS PIECES DE CARBURES METALLIQUES							
	VALUE (\$000) VALEUR (\$000)	6,723	8,341	12,043	14,229	28	UNITED STATES ETATS-UNIS	59
47679	METAL SHOT N E S GRENAILLE RONDE DE METAL N D A							
	VALUE (\$000) VALEUR (\$000)	5,671	3,742	7,371	6,613	5	UNITED STATES ETATS-UNIS	81
47699	ABRASIVE BASIC PRODUCTS N E S OUVRAGES DE BASE D'ABRASIFS N D A							
	VALUE (\$000) VALEUR (\$000)	4,758	7,924	10,080	10,692	31	UNITED STATES ETATS-UNIS	85
47714	LIGHTING AND WELDING CARBONS CARBONE D'ECLAIRAGE ET DE SOUDURE							
	QTY. METRIC (KG) QUANT. METRIQUE (KG)	126,811	34,220	43,696	27,860	-39		
	QTY. IMPERIAL (LB) QUANT. IMPERIALE (LIV)	279,571	75,443	96,333	61,422	-39		
	VALUE (\$000) VALEUR (\$000)	742	319	392	267	-29	UNITED STATES ETATS-UNIS	72
47716	BATTERY CARBONS CARBONE POUR PILES							
	QTY. METRIC (KG) QUANT. METRIQUE (KG)	114,684	142,625	142,761	123,086	2		
	QTY. IMPERIAL (LB) QUANT. IMPERIALE (LIV)	252,837	314,436	314,736	271,360	2		
	VALUE (\$000) VALEUR (\$000)	821	384	600	496	-16	UNITED STATES ETATS-UNIS	45
47720	GRAPHITE AND CARBON BRUSH STOCK MATIERES A BALAIS CARBONE, GRAPHITE							
	QTY. METRIC (KG) QUANT. METRIQUE (KG)	93,224	75,883	130,671	139,535	14		

SEE EXPLANATORY NOTES / VOIR NOTES EXPLICATIVES

## IMPORT DATA TRENDS - TENDANCES DES DONNEES SUR L'IMPORTATION

## SECTION 2 - FABRICATED MATERIALS, INEDIBLE

## SECTION 2 - MATIERES TRAVAILLEES, NON COMESTIBLES

CODE	COMMODITY MARCHANDISE	1982	1983	1984	AVE. ANNUAL GROWTH RATE (%) 1982-1985 TAUX DE CROISSANCE ANNUEL MOYEN		MAJDR COUNTRY OF EXPDRT - SHARE OF IMPORT MARKET (%) 1985 PAYS EXPORTATEUR PRINCIPAL - PART DU MARCHE DES IMPORTATIONS	
					1985	ANNUEL MOYEN		
4720	GRAPHITE AND CARBON BRUSH STOCK MATIERES A BALAIS CARBONE, GRAPHITE			(CONT-D) (SUITE)				
	QTY. IMPERIAL (LB) QUANT. IMPERIALE (LIV)	205,524	167,294	288,081	307,624	14		
	VALUE (\$000) VALEUR (\$000)	1,389	1,187	2,350	2,198	16	UNITED STATES ETATS-UNIS	97
4722	GRAPHITE ELECTRODES ELECTRODES DE GRAPHITE							
	QTY. METRIC (KG) QUANT. METRIQUE (KG)	3,165,908	2,914,119	7,196,367	5,884,720	23		
	QTY. IMPERIAL (LB) QUANT. IMPERIALE (LIV)	6,979,668	6,424,567	15,865,356	12,973,655	23		
	VALUE (\$000) VALEUR (\$000)	10,153	8,757	18,112	16,970	18	UNITED STATES ETATS-UNIS	56
4724	CARBONS DR CARBON ELECTRODES N E S CARBONE & ELECTRODES DE CARBONE NDA							
	QTY. METRIC (KG) QUANT. METRIQUE (KG)	4,792,072	5,571,148	12,756,535	73,197,498	146		
	QTY. IMPERIAL (LB) QUANT. IMPERIALE (LIV)	10,564,766	12,282,344	28,123,493	161,373,704	146		
	VALUE (\$000) VALEUR (\$000)	9,030	11,326	17,042	54,021	80	UNITED STATES ETATS-UNIS	83
4732	GRAPHITE AND CARBON BASIC PRDD. NES OUVRAGES BASE CARBONE, GRAPHITE NDA							
	VALUE (\$000) VALEUR (\$000)	17,956	9,211	17,114	24,292	10	UNITED STATES ETATS-UNIS	65
47804	GEM DIAMONDS, CUT BUT UNSET DIAMANTS TAILLES MAIS NON SERTIS							
	QTY. METRIC (CARAT) QUANT. METRIQUE (CARAT)	200,582	275,711	263,143	297,961	14		
	QTY. IMPERIAL (CARAT) QUANT. IMPERIALE (CARAT)	200,582	275,711	263,143	297,961	14		
	VALUE (\$000) VALEUR (\$000)	90,607	119,291	122,889	159,358	21	BELGIUM-LUXEMB BELGIQUE-LUX.	45
47825	GEM AND ORNAMENTAL STDNES N E S PIERRES FINES ET ORNEMENTALES N D A							
	VALUE (\$000) VALEUR (\$000)	23,193	32,360	30,252	31,657	11	UNITED STATES ETATS-UNIS	33
47825-20	STONES, GEM & ORNAMENTAL, NATURAL, UNSET PIERRES PRECIEUSES ET ORNEMENTALES, NAT., NON SERTIES							
	VALUE (\$000) VALEUR (\$000)	13,972	22,595	20,706	18,094	9	UNITED STATES ETATS-UNIS	37
47825-40	STDNES, GEM & ORNAMENTAL, IMITATION, UNSET PIERRES PREC. ET ORNEMENTALES, D'IMITATION, NON SERTIES							
	VALUE (\$000) VALEUR (\$000)	1,797	1,788	2,434	4,330	34	UNITED STATES ETATS-UNIS	33
47825-50	PEARLS, NATURAL OR CULTURED, UNSTRUNG/NOT SET PERLES, NAT. DU DE CULTURE, NON ENFILEES, NON SERTIES							
	VALUE (\$000) VALEUR (\$000)	5,714	6,843	5,453	7,583	10	JAPAN JAPON	56



## IMPORT DATA TRENDS - TENDANCES DES DONNEES SUR L'IMPORTATION

## SECTION 2 - FABRICATED MATERIALS, INEDIBLE

## SECTION 2 - MATIERES TRAVAILLEES, NON COMESTIBLES

CODE	COMMODITY MARCHANDISE	1982	1983	1984	AVE. ANNUAL GROWTH RATE (%) 1982-1985 TAUX DE CROISSANCE 1985 ANNUUEL MOYEN		MAJOR COUNTRY OF EXPORT - SHARE OF IMPORT MARKET (%) 1985 PAYS EXPORTATEUR PRINCIPAL - PART DU MARCHE DES IMPORTATIONS	
47907	PLASTER OF PARIS AND WALL PLASTER PLATRE DE PARIS ET PLATRE PREPARE							
	QTY. METRIC (TONNE) QUANT. METRIQUE (TONNE)	18,928	24,728	21,427	24,632	9		
	QTY. IMPERIAL (CWT) QUANT. IMPERIALE (QTL)	417,240	545,139	472,383	543,031	9		
	VALUE (\$000) VALEUR (\$000)	3,724	4,633	4,538	5,836	16	UNITED STATES ETATS-UNIS	100
47922	GYPSUM LATH WALLBOARD & BASIC PROD. LATTE, PANNEAU, OUVRAGES BASE GYPSE							
	QTY. METRIC (M2) QUANT. METRIQUE (M2)	349,850	491,556	276,466	1,918,727	75		
	QTY. IMPERIAL (SQ FT) QUANT. IMPERIALE (PI CA)	3,765,881	5,291,237	2,975,950	20,653,681	75		
	VALUE (\$000) VALEUR (\$000)	643	730	649	2,814	63	UNITED STATES ETATS-UNIS	97
47933	MICA BLOCKS SHEETS AND GROUND MICA MICA EN BLOCS FEUILLES ET PULVERISE							
	QTY. METRIC (TONNE) QUANT. METRIQUE (TONNE)	2,860	2,791	2,395	2,310	-7		
	QTY. IMPERIAL (CWT) QUANT. IMPERIALE (QTL)	63,048	61,520	52,798	50,934	-7		
	VALUE (\$000) VALEUR (\$000)	842	877	768	976	5	UNITED STATES ETATS-UNIS	95
47936	MICA, FABRICATED N E S MICA OUVRE N D A							
	VALUE (\$000) VALEUR (\$000)	2,766	2,674	3,120	3,036	3	UNITED STATES ETATS-UNIS	83
47939	DRILLING MUD GLAISE A FORAGE							
	QTY. METRIC (TONNE) QUANT. METRIQUE (TONNE)	11,351	44,866	4,292	7,112	-14		
	QTY. IMPERIAL (CWT) QUANT. IMPERIALE (QTL)	250,234	989,117	94,617	156,784	-14		
	VALUE (\$000) VALEUR (\$000)	3,063	7,674	2,600	5,135	19	UNITED STATES ETATS-UNIS	91
47945	MINERAL WOOL EXCEPT GLASS WOOL LAINE MINERALE, SAUF LAINE DE VERRE							
	QTY. METRIC (TONNE) QUANT. METRIQUE (TONNE)	4,716	4,221	5,257	6,118	9		
	QTY. IMPERIAL (CWT) QUANT. IMPERIALE (QTL)	103,960	93,056	115,897	134,876	9		
	VALUE (\$000) VALEUR (\$000)	7,251	5,989	6,614	9,326	9	UNITED STATES ETATS-UNIS	93
47966	POTTERY SETTINGS & FIRING SUPPLIES ACCESSOIRES DE FOUR POUR POTERIE							
	VALUE (\$000) VALEUR (\$000)	975	710	507	757	-8	UNITED STATES ETATS-UNIS	83

## IMPORT DATA TRENDS - TENDANCES DES DONNEES SUR L'IMPORTATION

## SECTION 2 - FABRICATED MATERIALS, INEDIBLE

## SECTION 2 - MATIERES TRAVAILLEES, NON COMESTIBLES

CODE	COMMODITY MARCHANDISE	1982	1983	1984	AVE. ANNUAL GROWTH RATE (%) 1982-1985 TAUX DE CROISSANCE 1985 ANNUEL MOYEN		MAJOR COUNTRY OF EXPORT - SHARE OF IMPORT MARKET (%) 1985 PAYS EXPORTATEUR PRINCIPAL - PART DU MARCHE DES IMPORTATIONS	
47969	FOUNDRY FACINGS PONCIFS DE FONDERIE							
	VALUE (\$000) VALEUR (\$000)	1,012	1,865	2,266	2,403	33	UNITED STATES ETATS-UNIS	99
47976	LIME, QUICK AND HYDRATED CHAUX VIVE ET HYDRATEE							
	QTY. METRIC (TONNE) QUANT. METRIQUE (TONNE)	15,964	22,844	24,848	23,057	13		
	QTY. IMPERIAL (CWT) QUANT. IMPERIALE (QTL)	351,932	503,616	547,790	508,309	13		
	VALUE (\$000) VALEUR (\$000)	1,543	2,273	2,621	2,309	14	UNITED STATES ETATS-UNIS	90
47999	NON-METALLIC MINERAL BASIC PROD NES PROD MINERAUX NON METAL DE BASE NDA							
	VALUE (\$000) VALEUR (\$000)	10,177	11,032	16,720	21,959	29	UNITED STATES ETATS-UNIS	56
47999-49	ASPHALT BASIC PRODUCTS NES ARTICLES DE BASE EN ASPHALTE NDA							
	VALUE (\$000) VALEUR (\$000)	2,497	2,541	5,166	8,248	48	UNITED STATES ETATS-UNIS	54
47999-69	POTTERY BASIC PROD NES, EXC ELEC INSULATORS MATIERES DE BASE POUR POTERIE NDA, EXCEPTE ISOLANTS							
	VALUE (\$000) VALEUR (\$000)	1,705	2,361	2,852	6,281	54	JAPAN JAPON	75
49210	RUBBER SOLES & RUBBER SHOE BOTTOMS SEMELLES FONDS CHAUSSURES, CAOUTCH.							
	QTY. METRIC (PAIR) QUANT. METRIQUE (PAIRE)	1,380,978	1,820,729	4,239,038	2,546,423	22		
	QTY. IMPERIAL (PAIR) QUANT. IMPERIALE (PAIRE)	1,380,978	1,820,729	4,239,038	2,546,423	22		
	VALUE (\$000) VALEUR (\$000)	3,155	4,037	8,623	5,422	20	KOREA, SOUTH COREE DU SUD	41
49220	SOLES AND HEELS, LEATHER SEMELLES ET TALONS DE CUIR							
	VALUE (\$000) VALEUR (\$000)	1,920	2,639	2,352	2,137	4	ITALY ITALIE	75
49221	RUBBER HEELS TALONS DE CAOUTCHUC							
	QTY. METRIC (PAIR) QUANT. METRIQUE (PAIRE)	644,802	583,662	1,154,942	994,808	15		
	QTY. IMPERIAL (PAIR) QUANT. IMPERIALE (PAIRE)	644,802	583,662	1,154,942	994,808	15		
	VALUE (\$000) VALEUR (\$000)	528	441	770	693	9	UNITED STATES ETATS-UNIS	56
49240	SOLES AND HEELS N E S AND TOP LIFTS SEMELLES ET TALONS NDA & SOUS-BOUTS							
	VALUE (\$000) VALEUR (\$000)	2,424	3,647	4,297	4,513	23	ITALY ITALIE	63

## IMPORT DATA TRENDS - TENDANCES DES DONNEES SUR L'IMPORTATION

## SECTION 2 - FABRICATED MATERIALS, INEDIBLE

## SECTION 2 - MATIERES TRAVAILLEES, NON COMESTIBLES

CODE	COMMODITY MARCHANDISE	1982	1983	1984	AVE. ANNUAL GROWTH RATE (%) 1982-1985 TAUX DE CROISSANCE 1985 ANNUEL MOYEN		MAJOR COUNTRY OF EXPORT - SHARE OF IMPORT MARKET (%) 1985 PAYS EXPORTATEUR PRINCIPAL - PART DU MARCHE DES IMPORTATIONS	
49261	SHOE ORNAMENTS, BUCKLES AND BOWS GARNITURES, BOUCLES DE CHAUSSURES							
	VALUE (\$000) VALEUR (\$000)	843	881	872	947	4	UNITED STATES ETATS-UNIS	68
49263	SHOE EYELETS AND SHOE EYELET HOOKS OEILLETS ET CROCHETS DE CHAUSSURES							
	VALUE (\$000) VALEUR (\$000)	1,088	1,402	1,570	1,291	6	UNITED STATES ETATS-UNIS	66
49265	TOE CAPS, STEEL, FOR SAFETY WEAR CRAMPONS D'ACIER POUR CHAUSSURES							
	VALUE (\$000) VALEUR (\$000)	1,685	2,103	3,137	2,495	14	UNITED STATES ETATS-UNIS	79
49272	SHOE FINDINGS N E S FOURNITURES DE CHAUSSURES N D A							
	VALUE (\$000) VALEUR (\$000)	5,554	10,386	20,310	15,883	41	TAIWAN TAIWAN	42
49272-33	INSOLES, EXC ORTHOPAEDIC SEMELLES INTERIEURES SAUF ORTHOPEDIQUES							
	VALUE (\$000) VALEUR (\$000)	1,087	1,869	2,331	3,084	41	ITALY ITALIE	40
49272-35	UPPERS, BOOT AND SHOE EMPEIGNES DE BOTTES ET SOULIERS							
	VALUE (\$000) VALEUR (\$000)	1,248	4,274	13,444	8,634	89	TAIWAN TAIWAN	72
49316	FIRE HOSE WITH OR WITHOUT COUPLINGS TUYAUX A INCENDIE AVEC SANS ACCOUP							
	QTY. METRIC (METRE) QUANT. METRIQUE (METRE)	392,658	423,246	670,686	556,109	12		
	QTY. IMPERIAL (FT) QUANT. IMPERIALE (PI)	1,288,248	1,388,601	2,200,414	1,824,504	12		
	VALUE (\$000) VALEUR (\$000)	1,265	1,314	1,404	1,558	7	UNITED KINGDOM ROYAUME-UNI	37
49323	RUBBER HOSE, WIRE BRAIDED BOYAUX TRESSE DE CAOUTCHOUC, METAL							
	VALUE (\$000) VALEUR (\$000)	728	2,117	2,769	2,822	56	UNITED STATES ETATS-UNIS	99
49329	RUBBER HOSE AND TUBING N E S BOYAUX ET TUBES EN CAOUTCHOUC N D A							
	VALUE (\$000) VALEUR (\$000)	14,134	14,970	22,344	23,144	18	UNITED STATES ETATS-UNIS	76
49329-79	HOSE, RUBBER, REINFORCED NES, W OR W/O CPLG BOYAUX DE CAOUTCHOUC, RENFORCES, NDA AVEC OU SANS RAC							
	QTY. METRIC (M) QUANT. METRIQUE (M)	2,299,767	3,733,720	5,088,995	4,543,003	25		
	QTY. IMPERIAL (FT) QUANT. IMPERIALE (PIED)	7,545,167	12,249,738	16,696,179	14,904,866	25		
	VALUE (\$000) VALEUR (\$000)	7,514	7,334	11,254	11,923	17	UNITED STATES ETATS-UNIS	73

## IMPORT DATA TRENDS - TENDANCES DES DONNEES SUR L'IMPORTATION

## SECTION 2 - FABRICATED MATERIALS, INEDIBLE

## SECTION 2 - MATIERES TRAVAILLEES, NON COMESTIBLES

CODE	COMMODITY MARCHANDISE	1982	1983	1984	1985	AVE. ANNUAL GROWTH RATE (%) 1982-1985	MAJOR COUNTRY OF EXPDRT - SHARE OF IMPORT MARKET (%) 1985	
						TAUX DE CROISSANCE ANNUUEL MOYEN	PAYS EXPORTATEUR PRINCIPAL - PART DU MARCHE DES IMPORTATIONS	
49339	HOSE NES WITH OR WITHOUT COUPLINGS TUYAUX NDA AVEC, SANS ACCOUPLEMENTS							
	VALUE (\$000)	6,704	6,609	8,196	6,929	1	UNITED STATES	78
	VALEUR (\$000)						ETATS-UNIS	
49340	HOSE COUPLINGS AND FITTINGS ACCOUPLEMENTS ACCESSOIRES DE TUYAUX							
	VALUE (\$000)	8,216	8,373	15,854	17,361	28	UNITED STATES	90
	VALEUR (\$000)						ETATS-UNIS	
49407	MINERAL ACOUSTIC AND CEILING TILES TUILE ACOUSTIQUE MINERALE A PLAFOND							
	QTY. METRIC (M2)	2,658,126	3,003,591	4,053,395	5,167,871	24		
	QUANT. METRIQUE (M2)							
	QTY. IMPERIAL (SQ YD)	3,179,082	3,592,253	4,847,805	6,180,703	24		
	QUANT. IMPERIALE (VG CA)							
	VALUE (\$000)	9,984	10,748	14,691	17,595	21	UNITED STATES	100
	VALEUR (\$000)						ETATS-UNIS	
49409	ACOUSTIC & CEILING TILES PANELS NES TUILES ACOUSTIQUES A PLAFONDS N D A							
	QTY. METRIC (M2)	1,447,452	1,373,502	1,675,961	1,790,163	7		
	QUANT. METRIQUE (M2)							
	QTY. IMPERIAL (SQ YD)	1,731,133	1,642,689	2,004,426	2,141,010	7		
	QUANT. IMPERIALE (VG CA)							
	VALUE (\$000)	4,540	3,955	5,192	5,383	6	UNITED STATES	100
	VALEUR (\$000)						ETATS-UNIS	
49435	FLOOR AND WALL TILES, SOLID VINYL TUILES DE VINYLE, PARQUETS & MURS							
	QTY. METRIC (M2)	879,620	1,234,799	1,438,077	2,108,045	33		
	QUANT. METRIQUE (M2)							
	QTY. IMPERIAL (SQ YD)	1,052,014	1,476,803	1,719,920	2,521,193	33		
	QUANT. IMPERIALE (VG CA)							
	VALUE (\$000)	3,420	5,225	4,575	7,669	30	UNITED STATES	56
	VALEUR (\$000)						ETATS-UNIS	
49444	FLOOR & WALL TILES, VINYL-ASBESTOS TUILES D'AMIANTE A PARQUETS & MURS							
	QTY. METRIC (M2)	120,497	393,500	728,021	837,997	90		
	QUANT. METRIQUE (M2)							
	QTY. IMPERIAL (SQ YD)	144,113	470,620	870,703	1,002,233	90		
	QUANT. IMPERIALE (VG CA)							
	VALUE (\$000)	403	1,299	4,119	3,560	105	UNITED STATES	88
	VALEUR (\$000)						ETATS-UNIS	
49449	FLOOR AND WALL TILES N E S TUILES A PARQUETS ET MURS N D A							
	QTY. METRIC (M2)	434,938	708,885	767,798	779,166	21		
	QUANT. METRIQUE (M2)							
	QTY. IMPERIAL (SQ YD)	520,180	847,817	918,276	931,872	21		
	QUANT. IMPERIALE (VG CA)							
	VALUE (\$000)	1,765	2,848	3,141	3,587	26	UNITED STATES	44
	VALEUR (\$000)						ETATS-UNIS	

## IMPORT DATA TRENDS - TENDANCES DES DONNEES SUR L'IMPORTATION

## SECTION 2 - FABRICATED MATERIALS, INEDIBLE

## SECTION 2 - MATIERES TRAVAILLEES, NON COMESTIBLES

CODE	COMMODITY MARCHANDISE	1982	1983	1984	AVE. ANNUAL GROWTH RATE (%) 1982-1985		MAJOR COUNTRY OF EXPORT - SHARE OF IMPORT MARKET (%) 1985	
					1985 ANNUEL MOYEN	TAUX DE CROISSANCE	PAYS EXPORTATEUR PRINCIPAL - PART DU MARCHE DES IMPORTATIONS	
49459	PLASTIC WALL COVERING REVETEMENT MURAL DE PLASTIQUE							
	QTY. METRIC (M2) QUANT. METRIQUE (M2)	1,895,778	1,788,466	2,632,942	2,239,709	7		
	QTY. IMPERIAL (SQ YD) QUANT. IMPERIALE (VG CA)	2,195,565	2,138,981	3,148,962	2,678,661	7		
	VALUE (\$000) VALEUR (\$000)	4,647	5,011	6,579	6,481	11	UNITED STATES ETATS-UNIS	92
49459-60	COVERING, WALL, VINYL, FABRIC BASE REVETEMENT MURAL EN VINYLE, ENVERS TEXTILE							
	QTY. METRIC (M2) QUANT. METRIQUE (M2)	1,022,559	1,406,428	1,612,576	1,559,728	15		
	QTY. IMPERIAL (SQ YD) QUANT. IMPERIALE (VG CA)	1,222,967	1,682,069	1,928,619	1,865,413	15		
	VALUE (\$000) VALEUR (\$000)	3,287	4,114	4,444	4,857	14	UNITED STATES ETATS-UNIS	95
49463	VINYL SURFACE FELT BASE FLOOR COVER COUVRE-PARQUET FEUTRE RECOUV VINYLE							
	QTY. METRIC (M2) QUANT. METRIQUE (M2)	766,102	711,607	474,475	604,298	-7		
	QTY. IMPERIAL (SQ YD) QUANT. IMPERIALE (VG CA)	916,247	851,072	567,465	722,732	-7		
	VALUE (\$000) VALEUR (\$000)	3,725	3,182	2,231	3,162	-5	UNITED STATES ETATS-UNIS	72
49465	VINYL FLOOR COVERING, CUSHIONED COUVRE-PARQUETS DE VINYLE, DOUBLE							
	QTY. METRIC (M2) QUANT. METRIQUE (M2)	4,089,371	6,534,457	6,081,184	6,541,515	17		
	QTY. IMPERIAL (SQ YD) QUANT. IMPERIALE (VG CA)	4,890,831	7,815,121	7,273,013	7,823,562	17		
	VALUE (\$000) VALEUR (\$000)	21,771	40,941	38,702	36,405	18	UNITED STATES ETATS-UNIS	92
49469	PLASTIC FLOOR COVERING N E S COUVRE-PARQUETS DE PLASTIQUE N D A							
	QTY. METRIC (M2) QUANT. METRIQUE (M2)	990,106	1,232,001	1,530,629	2,233,123	31		
	QTY. IMPERIAL (SQ YD) QUANT. IMPERIALE (VG CA)	1,184,153	1,473,456	1,830,611	2,670,784	31		
	VALUE (\$000) VALEUR (\$000)	7,494	8,704	10,429	13,322	21	UNITED STATES ETATS-UNIS	76
49469-20	COVERING, FLOOR, INLAID VINYL COUVRE-PARQUET DE VINYLE EN RELIEF							
	QTY. METRIC (M2) QUANT. METRIQUE (M2)	418,282	640,813	849,078	1,327,348	46		
	QTY. IMPERIAL (SQ YD) QUANT. IMPERIALE (VG CA)	500,260	766,404	1,015,486	1,587,490	46		
	VALUE (\$000) VALEUR (\$000)	3,048	5,690	6,769	9,045	43	UNITED STATES ETATS-UNIS	95
49487	LINOLEUM FLOORING WALL COVERING NES COUVRE-PARQUETS, MURS, LINOLEUM NDA							
	QTY. METRIC (M2) QUANT. METRIQUE (M2)	346,505	863,504	357,232	385,695			

SEE EXPLANATORY NOTES / VDIR NOTES EXPLICATIVES

## IMPORT DATA TRENDS - TENDANCES DES DONNEES SUR L'IMPORTATION

SECTION 2 - FABRICATED MATERIALS, INEDIBLE				SECTION 2 - MATIERES TRAVAILLEES, NON COMESTIBLES			
CODE	COMMODITY MARCHANDISE	1982	1983	1984	AVE. ANNUAL GROWTH RATE (%) 1982-1985 TAUX DE CROISSANCE ANNUEL MOYEN	MAJOR COUNTRY OF EXPORT - SHARE OF IMPORT MARKET (%) 1985 PAYS EXPORTATEUR PRINCIPAL - PART DU MARCHE DES IMPORTATIONS	
49487	LINOLEUM FLOORING WALL COVERING NES CDUVRE-PARQUETS, MURS, LINDLEUM NDA			(CDNT-D) (SUITE)			
	QTY. IMPERIAL (SQ YD) QUANT. IMPERIALE (VG CA)	414,415	1,032,739	427,245	461,286	4	
	VALUE (\$000) VALEUR (\$000)	1,347	2,316	1,856	2,011	14	UNITED STATES ETATS-UNIS 31
49488	CDVE BASE, PLASTIC DR RUBBER PLINTHE DE PLASTIQUE DU CADUTCHOUC						
	VALUE (\$000) VALEUR (\$000)	3,428	4,006	4,590	4,401	8	UNITED STATES ETATS-UNIS 100
49489	FLOORING AND WALL COVERING N E S CDUVRE-PARQUETS, REVETEMENT MUR NDA						
	QTY. METRIC (M2) QUANT. METRIQUE (M2)	876,632	980,668	1,218,173	1,383,325	16	
	QTY. IMPERIAL (SQ YD) QUANT. IMPERIALE (VG CA)	1,048,440	1,172,866	1,456,918	1,654,438	16	
	VALUE (\$000) VALEUR (\$000)	2,785	3,373	4,063	4,688	19	UNITED STATES ETATS-UNIS 61
49505	PORCELAIN ELECTRIC INSULATORS PIECES ISOLANTES DE PORCELAINE ELEC						
	VALUE (\$000) VALEUR (\$000)	31,666	21,002	28,786	29,332	-2	UNITED STATES ETATS-UNIS 63
49505-20	INSULATORS, HIGH TENSION, PORCELAIN ISLATEURS DE PORCELAINE POUR LIGNES A HAUTE TENSION						
	VALUE (\$000) VALEUR (\$000)	11,834	4,070	5,673	5,133	-24	JAPAN JAPON 68
49505-40	CORES, SPARK PLUG AXES DE BOUGIES						
	VALUE (\$000) VALEUR (\$000)	8,090	6,948	6,665	5,201	-14	UNITED STATES ETATS-UNIS 86
49509	ELECTRIC INSULATING FITTINGS N E S PIECES ISOLANTES, MATERIEL ELEC NDA						
	VALUE (\$000) VALEUR (\$000)	17,319	13,969	14,940	17,395	0	UNITED STATES ETATS-UNIS 75
49509-20	INSULATORS, HIGH TENSION, EXCEPT PORCELAIN ISOLATEURS POUR COURANT HAUTE TENSION, SF EN PORCELAINE						
	VALUE (\$000) VALEUR (\$000)	9,110	5,630	2,472	5,792	-14	UNITED STATES ETATS-UNIS 45
49516	POLE LINE HARDWARE QUINCAILLERIE DE POTEAUX DE LIGNES						
	VALUE (\$000) VALEUR (\$000)	4,405	5,094	5,535	3,417	-8	UNITED STATES ETATS-UNIS 98
49542	CONDUIT FOR ELECTRIC WIRING CANALISATION POUR FILS ELECTRIQUES						
	VALUE (\$000) VALEUR (\$000)	1,603	1,896	1,952	5,358	49	UNITED STATES ETATS-UNIS 99
49544	CONDUIT AND CABLE FITTINGS ACCESSOIRES DE CANALISATION & CABLE						
	VALUE (\$000) VALEUR (\$000)	9,239	10,388	9,782	13,926	15	UNITED STATES ETATS-UNIS 100

## IMPORT DATA TRENDS - TENDANCES DES DONNEES SUR L'IMPORTATION

## SECTION 2 - FABRICATED MATERIALS, INEDIBLE

## SECTION 2 - MATIERES TRAVAILLEES, NON COMESTIBLES

CODE	COMMODITY MARCHANDISE	1982	1983	1984	AVE. ANNUAL GROWTH RATE (%) 1982-1985 TAUX DE CROISSANCE ANNUEL MOYEN		MAJOR COUNTRY OF EXPORT - SHARE OF IMPORT MARKET (%) 1985 PAYS EXPORTATEUR PRINCIPAL - PART DU MARCHÉ DES IMPORTATIONS	
					1985			
49565	OUTLET AND SWITCH BOXES, ELECTRIC BOITES DE SORTIE ET D'INTERRUPTEUR							
	VALUE (\$000) VALEUR (\$000)	1,677	1,424	1,511	1,454	-4	UNITED STATES ETATS-UNIS	97
49599	NON-CURRENT-CARRYING WIRING MAT NES MAT DE CANALISATION NON PORTEUR NDA							
	VALUE (\$000) VALEUR (\$000)	4,904	5,314	7,617	7,726	16	UNITED STATES ETATS-UNIS	93
49599-27	CLAMPS OR STRAPS, ELEC CONDUIT & CABLE SUPP CROCHETS OU ETRIERS DE CANALISATIONS ELECTRIQUES							
	VALUE (\$000) VALEUR (\$000)	1,820	1,517	2,494	3,144	20	UNITED STATES ETATS-UNIS	99
49601	HOODS AND SHAPES, NON-TEXTILE CLOCHES ET FORMES, MAT. NON TEXTILE							
	QTY. METRIC (DOZ) QUANT. METRIQUE (DOUZ)	45,497	32,863	81,281	96,790	28		
	QTY. IMPERIAL (DOZ) QUANT. IMPERIALE (DOUZ)	45,497	32,863	81,281	96,790	28		
	VALUE (\$000) VALEUR (\$000)	426	450	1,164	1,183	40	UNITED STATES ETATS-UNIS	35
49604	HAT & CAP MATERIALS NON-TEXTILE NES FOURNIT. A CHAPEAUX NON TEXTILE NDA							
	VALUE (\$000) VALEUR (\$000)	571	738	1,122	1,161	26	UNITED STATES ETATS-UNIS	66
49615	BRISTLES ANIMAL HORSEHAIR PROCESSED SOIES D,ANIMAL ET CRIN, TRAITES							
	VALUE (\$000) VALEUR (\$000)	729	721	626	791	3	UNITED STATES ETATS-UNIS	84
49620	VEGETABLE BRUSH FIBRES, PROCESSED FIBRES VEG. POUR BRSSSES, APPRETEES							
	VALUE (\$000) VALEUR (\$000)	887	1,135	803	717	-7	MEXICO MEXIQUE	59
49632	BUTTON BLANKS EBAUCHES DE BOUTONS							
	VALUE (\$000) VALEUR (\$000)	188	105	88	142	-9	UNITED STATES ETATS-UNIS	65
49640	DAKUM ETOUPE							
	QTY. METRIC (TONNE) QUANT. METRIQUE (TONNE)	84	179	70	102	6		
	QTY. IMPERIAL (CWT) QUANT. IMPERIALE (QTL)	1,843	3,950	1,542	2,244	7		
	VALUE (\$000) VALEUR (\$000)	112	228	98	150	10	UNITED STATES ETATS-UNIS	80
49644	WIPING RAGS CHIFFONS A ESSUYER							
	VALUE (\$000) VALEUR (\$000)	2,746	2,894	3,969	3,831	12	UNITED STATES ETATS-UNIS	35


## IMPORT DATA TRENDS - TENDANCES DES DONNEES SUR L'IMPORTATION

## SECTION 2 - FABRICATED MATERIALS, INEDIBLE

## SECTION 2 - MATIERES TRAVAILLEES, NON COMESTIBLES

CODE	COMMODITY MARCHANDISE	1982	1983	1984	1985	AVE. ANNUAL GROWTH RATE (%) 1982-1985	MAJOR COUNTRY OF EXPORT - SHARE OF IMPORT MARKET (%) 1985	
						TAUX DE CROISSANCE ANNUEL MOYEN	PAYS EXPORTATEUR PRINCIPAL - PART DU MARCHE DES IMPORTATIONS	
49652	GASKETS, EXCEPT RUBBER AND ASBESTOS JOINTS SAUF DE CAOUTCHOUC & AMIANTE							
	VALUE (\$000)	9,252	10,513	10,750	11,047	6	UNITED STATES ETATS-UNIS	86
49652-20	GASKET STOCK OF TWO OR MORE MATERIALS MATIERES (DEUX OU PLUS) POUR JOINTS							
	VALUE (\$000)	2,935	3,418	3,781	3,887	10	UNITED STATES ETATS-UNIS	97
49652-50	GASKETS, METAL, NOT FURTHER IDENTIFIABLE JOINTS EN METAL, SANS AUTRE PRECISION							
	VALUE (\$000)	1,908	1,762	2,765	3,285	20	UNITED STATES ETATS-UNIS	83
49693	WEATHERSTRIPPING OF 2 OR MORE MAT. CDUPE-FROID DE 2 MATIERES OU PLUS							
	VALUE (\$000)	670	1,138	431	336	-20	UNITED STATES ETATS-UNIS	98
49699	FABRICATED MATERIALS N E S OUVRAGES N O A							
	VALUE (\$000)	17,256	22,899	33,833	63,047	53	UNITED STATES ETATS-UNIS	77
49699-70	FIBRE OPTICS PROPRIETES OPTIQUES DES FIBRES							
	VALUE (\$000)	6,132	8,225	18,634	48,013	97	UNITED STATES ETATS-UNIS	76
49699-81	LITTER, ANIMAL LITIERES POUR ANIMAUX							
	VALUE (\$000)	5,571	6,769	7,726	6,517	5	UNITED STATES ETATS-UNIS	100
49704	ELECTRICITY ELECTRICITE							
	QTY. METRIC (M KWH) QUANT. METRIQUE (M KWH)	268,509	116,625	372,870	205,609	-8		
	QTY. IMPERIAL (M KWH) QUANT. IMPERIALE (M KWH)	268,509	116,625	372,870	205,609	-8		
	VALUE (\$000)	5,320	2,458	12,884	8,103	15	UNITED STATES ETATS-UNIS	100







## Section 3

### End Products, Inedible

#### Summary

This section covers commodity group codes 501 to 961. The imports listed in this section represent \$70.8 billion (100 percent) of the value of all imports during 1985 for products coded to this commodity section.

## Partie 3

### Produits finis, non comestibles

#### Résumé

La présente partie donne la liste des groupes de marchandises codés de 501 à 961. La valeur totale des importations mentionnées dans cette partie s'élève à 70,8 milliards de dollars, soit 100 p. 100 de la valeur totale des importations en 1985, pour les produits dont le code apparaît dans cette partie.



## IMPORT DATA TRENDS - TENDANCES DES DONNEES SUR L'IMPORTATION

## SECTION 3 - END PRODUCTS, INEDIBLE

## SECTION 3 - PRODUITS FINIS, NON COMESTIBLES

CODE	COMMODITY MARCHANDISE	1982	1983	1984	AVE. ANNUAL GROWTH RATE (%) 1982-1985 TAUX DE CROISSANCE ANNUEL MOYEN		MAJOR COUNTRY OF EXPORT - SHARE OF IMPORT MARKET (%) 1985 PAYS EXPORTATEUR PRINCIPAL - PART DU MARCHE DES IMPORTATIONS		
					1985	ANNUEL MOYEN			
50119	POWER BOILERS CHAUDIERES A VAPEUR								
	QTY. METRIC (NO) QUANT. METRIQUE (NOMB)	378	206	591	1,312	51			
	QTY. IMPERIAL (NO) QUANT. IMPERIALE (NOMB)	378	206	591	1,312	51			
	VALUE (\$000) VALEUR (\$000)	10,410	2,262	3,147	3,537	-30	UNITED STATES ETATS-UNIS	60	
50149	POWER BOILER PARTS AND EQUIPMENT PIECES CHAUDIERE A VAPEUR DUTILLAGE								
	VALUE (\$000) VALEUR (\$000)	35,901	22,586	14,536	18,714	-19	UNITED STATES ETATS-UNIS	73	
50149-79	BOILER, PDWER, PARTS OF NES PIECES DE CHAUDIERE A VAPEUR, NDA								
	VALUE (\$000) VALEUR (\$000)	22,865	12,056	11,233	14,511	-14	UNITED STATES ETATS-UNIS	83	
50209	STEAM ENGINES & TURBINES STATIONARY MOTEURS A VAPEUR & TURB.FIXES & PCS								
	QTY. METRIC (NO) QUANT. METRIQUE (NOMB)	104	79	48	48	-23			
	QTY. IMPERIAL (NO) QUANT. IMPERIALE (NOMB)	104	79	48	48	-23			
	VALUE (\$000) VALEUR (\$000)	88,913	92,094	30,760	80,333	-3	SWITZERLAND SUISSE	39	
50209-88	TURBINE, STEAM, STATIONARY TYPE, PARTS OF PIECES DE TURBINE FIXE A VAPEUR								
	VALUE (\$000) VALEUR (\$000)	78,454	82,186	29,159	77,626	0	SWITZERLAND SUISSE	40	
50218	DIESEL AND SEMI-DIESEL ENGINES NES DIESELS ET SEMI-DIESELS N D A								
	QTY. METRIC (NO) QUANT. METRIQUE (NOMB)	10,241	9,768	14,125	12,228	6			
	QTY. IMPERIAL (NO) QUANT. IMPERIALE (NOMB)	10,241	9,768	14,125	12,228	6			
	VALUE (\$000) VALEUR (\$000)	68,649	65,334	85,458	74,260	3	UNITED STATES ETATS-UNIS	70	
50218-29	ENGINES, SEMI-DIESEL, NES MOTEUR SEMI-DIESEL NDA								
	QTY. METRIC (NO) QUANT. METRIQUE (NOMB)	422	520	1,163	1,176	40			
	QTY. IMPERIAL (NO) QUANT. IMPERIALE (NOMB)	422	520	1,163	1,176	40			
	VALUE (\$000) VALEUR (\$000)	2,037	3,003	4,762	4,040	25	UNITED STATES ETATS-UNIS	93	
50218-39	ENGINES, DIESEL, NES, 100 BRAKE HP & UNDER MDTEUR DIESEL DE 100 HPAF OU MOINS NDA								
	QTY. METRIC (NO) QUANT. METRIQUE (NOMB)	5,292	4,699	5,645	5,214	0			
	QTY. IMPERIAL (NO) QUANT. IMPERIALE (NOMB)	5,292	4,699	5,645	5,214	0			
	VALUE (\$000) VALEUR (\$000)	16,488	15,054	17,013	14,562	-4	UNITED STATES ETATS-UNIS	44	

## IMPORT DATA TRENDS - TENDANCES DES DONNEES SUR L'IMPORTATION

## SECTION 3 - END PRODUCTS, INEDIBLE

## SECTION 3 - PRODUITS FINIS, NON COMESTIBLES

CODE	COMMODITY MARCHANDISE	1982	1983	1984	AVE. ANNUAL GROWTH RATE (%) 1982-1985 TAUX DE CROISSANCE ANNUEL MOYEN		MAJOR COUNTRY OF EXPORT - SHARE OF IMPORT MARKET (%) 1985 PAYS EXPORTATEUR PRINCIPAL - PART DU MARCHE DES IMPORTATIONS	
					1985	ANNUEL MOYEN		
50218-49	ENGINES, DIESEL, NES, OVER 100, TO 200 BHP MOTEUR DIESEL > 100 HPAF A 200 HPAF NDA							
	QTY. METRIC (NO) QUANT. METRIQUE (NOMB)	3,335	3,848	6,099	4,647	11		
	QTY. IMPERIAL (NO) QUANT. IMPERIALE (NOMB)	3,335	3,848	6,099	4,647	11		
	VALUE (\$000) VALEUR (\$000)	21,677	24,281	39,231	32,486	14	UNITED STATES ETATS-UNIS	67
50218-59	ENGINES, DIESEL, NES, OVER 200, TO 500 BHP MOTEUR DIESEL > 200 HPAF A 500 HPAF NDA							
	QTY. METRIC (NO) QUANT. METRIQUE (NOMB)	962	573	1,031	1,026	2		
	QTY. IMPERIAL (NO) QUANT. IMPERIALE (NOMB)	962	573	1,031	1,026	2		
	VALUE (\$000) VALEUR (\$000)	14,703	9,605	17,059	16,542	4	UNITED STATES ETATS-UNIS	91
50219	ENGINE PTS DIESEL & SEMI-DIESEL NES PIECES DE DIESELS, SEMI-DIESELS NDA							
	VALUE (\$000) VALEUR (\$000)	29,693	36,015	40,753	57,420	24	UNITED STATES ETATS-UNIS	84
50223	AIR-COOLED GASOLINE ENGINES N E S MOTEURS A ESSENCE, REF. A L'AIR NDA							
	QTY. METRIC (NO) QUANT. METRIQUE (NOMB)	43,407	35,293	79,301	51,166	6		
	QTY. IMPERIAL (NO) QUANT. IMPERIALE (NOMB)	43,407	35,293	79,301	51,166	6		
	VALUE (\$000) VALEUR (\$000)	7,745	6,129	11,751	9,355	6	UNITED STATES ETATS-UNIS	82
50223-29	ENGINES, GAS, AIR-COOL, NES 6 BHP & UNDER MOTEUR A GAZ REFROIDI A L'AIR, 6 HPAF OU MOINS NDA							
	QTY. METRIC (NO) QUANT. METRIQUE (NOMB)	20,924	20,292	52,902	29,724	12		
	QTY. IMPERIAL (NO) QUANT. IMPERIALE (NOMB)	20,924	20,292	52,902	29,724	12		
	VALUE (\$000) VALEUR (\$000)	2,082	2,000	4,129	3,321	17	UNITED STATES ETATS-UNIS	82
50225	GASOLINE ENGINES N E S MOTEURS A ESSENCE N D A							
	QTY. METRIC (NO) QUANT. METRIQUE (NOMB)	7,951	9,848	17,804	15,669	25		
	QTY. IMPERIAL (NO) QUANT. IMPERIALE (NOMB)	7,951	9,848	17,804	15,669	25		
	VALUE (\$000) VALEUR (\$000)	4,076	5,238	8,980	9,282	31	UNITED STATES ETATS-UNIS	85
50229	PARTS OF GASOLINE ENGINES N E S PIECES DE MOTEURS A ESSENCE N D A							
	VALUE (\$000) VALEUR (\$000)	10,689	11,769	15,928	14,335	10	UNITED STATES ETATS-UNIS	94
50239	HYDRAULIC TURBINES AND PARTS TURBINES HYDRAULIQUES ET PIECES							
	VALUE (\$000) VALEUR (\$000)	17,505	8,264	13,427	7,699	-24	JAPAN JAPON	40

SEE EXPLANATORY NOTES / VOIR NOTES EXPLICATIVES

## IMPORT DATA TRENDS - TENDANCES DES DONNEES SUR L'IMPORTATION

## SECTION 3 - END PRODUCTS, INEDIBLE

## SECTION 3 - PRODUITS FINIS, NON COMESTIBLES

CODE	COMMODITY MARCHANDISE	1982	1983	1984	1985	AVE. ANNUAL GROWTH RATE (%) 1982-1985	MAJDR COUNTRY OF EXPORT - SHARE OF IMPORT MARKET (%) 1985	1985	ANNUEL MOYEN	MARCHÉ DES IMPORTATIONS
						TAUX DE CROISSANCE	PAYS EXPORTATEUR PRINCIPAL - PART DU			
50239-88	TURBINE, HYDRAULIC, PARTS OF PIECES DE TURBINE HYDRAULIQUE									
	VALUE (\$000) VALEUR (\$000)	13,957	8,230	12,747	7,572	-18	JAPAN JAPON			40
50240	GAS TURBINES AND PARTS TURBINES A GAZ ET PIECES									
	VALUE (\$000) VALEUR (\$000)	61,402	141,899	67,737	71,565	5	UNITED STATES ETATS-UNIS			53
50240-88	TURBINE, GAS, GENERAL PURPOSE TYPE, PARTS OF PIECES DE TURBINE A GAZ A USAGE MULTIPLES									
	VALUE (\$000) VALEUR (\$000)	57,884	126,898	65,553	66,558	5	UNITED STATES ETATS-UNIS			50
50269	AIR MOTORS AND PARTS MOTEURS A L'AIR ET PIECES									
	VALUE (\$000) VALEUR (\$000)	2,304	2,537	3,528	3,000	9	UNITED STATES ETATS-UNIS			96
50299	ENGINES AND TURBINES AND PARTS NES MOTEURS, TURBINES ET PIECES N D A									
	VALUE (\$000) VALEUR (\$000)	60,035	53,590	76,151	97,890	17	UNITED STATES ETATS-UNIS			84
50299-18	ENGINES, DIESEL&SEMI-DIESEL, GEN PURP, ACCESS MOTEUR DIESEL ET SEMI-DIESEL A USAGES MULTIPLES, ACCES.									
	VALUE (\$000) VALEUR (\$000)	6,824	6,593	7,459	8,759	8	UNITED STATES ETATS-UNIS			90
50299-32	ENGINES, NATURAL GAS FIRED, GENERAL PURPOSE MTEUR AU GAZ NATUREL, D'USAGE GENERAL									
	QTY. METRIC (NO) QUANT. METRIQUE (NOMB)	571	1,176	2,267	2,159	55				
	QTY. IMPERIAL (NO) QUANT. IMPERIALE (NOMB)	571	1,176	2,267	2,159	55				
	VALUE (\$000) VALEUR (\$000)	21,488	14,056	29,009	38,111	21	UNITED STATES ETATS-UNIS			98
50299-49	MOTORS, HYDRAULIC, GENERAL PURPOSE NES MOTEUR HYDRAULIQUE D'USAGE GENERAL NDA									
	QTY. METRIC (NO) QUANT. METRIQUE (NOMB)	23,175	24,135	36,101	41,303	21				
	QTY. IMPERIAL (NO) QUANT. IMPERIALE (NOMB)	23,175	24,135	36,101	41,303	21				
	VALUE (\$000) VALEUR (\$000)	6,071	7,555	9,700	11,419	23	UNITED STATES ETATS-UNIS			90
50299-58	REACTORS, ATOMIC/NUCLEAR, GEN PURP, PTS OF PIECES DE REACTEUR NUCLEAIRE ET DE PILE ATOMIQUE A US MULT									
	VALUE (\$000) VALEUR (\$000)	1,220	7,664	7,857	11,637	110	SWITZERLAND SUISSE			71
50299-88	ENGINES, GENERAL PURPOSE NES, PARTS OF, PIECES DE MOTEUR A USAGES MULTIPLES, NDA									
	VALUE (\$000) VALEUR (\$000)	9,757	9,764	14,750	17,892	22	UNITED STATES ETATS-UNIS			93
50309	GENERATORS, ALTERNATING CURRENT GENERATEURS A COURANT ALTERNATIF									
	QTY. METRIC (NO) QUANT. METRIQUE (NOMB)	7,256	4,415	4,221	5,903	-7				
	QTY. IMPERIAL (NO) QUANT. IMPERIALE (NOMB)	7,256	4,415	4,221	5,903	-7				

SEE EXPLANATORY NOTES / VOIR NOTES EXPLICATIVES

## IMPORT DATA TRENDS - TENDANCES DES DONNEES SUR L'IMPORTATION

## SECTION 3 - END PRODUCTS, INEDIBLE

## SECTION 3 - PRODUITS FINIS, NON COMESTIBLES

CODE	COMMODITY MARCHANDISE	1982	1983	1984	AVE. ANNUAL GROWTH RATE (%) 1982-1985 TAUX DE CROISSANCE 1985 ANNUEL MOYEN		MAJOR COUNTRY OF EXPORT - SHARE OF IMPORT MARKET (%) 1985 PAYS EXPORTATEUR PRINCIPAL - PART DU MARCHE DES IMPORTATIONS	
50309	GENERATORS, ALTERNATING CURRENT GENERATEURS A COURANT ALTERNATIF			(CONT-D) (SUITE)				
	VALUE (\$000) VALEUR (\$000)	28,175	13,713	23,164	28,702	1	UNITED STATES ETATS-UNIS	80
50309-20	GENERATORS, AC UNDER 150 KW GENERATEUR, CA MOINS DE 150 KW							
	QTY. METRIC (NO) QUANT. METRIQUE (NOMB)	6,548	3,989	3,595	5,117	-8		
	QTY. IMPERIAL (NO) QUANT. IMPERIALE (NOMB)	6,548	3,989	3,595	5,117	-8		
	VALUE (\$000) VALEUR (\$000)	4,288	3,653	5,932	5,645	10	UNITED STATES ETATS-UNIS	46
50309-30	GENERATORS, AC 150 KW AND OVER GENERATEUR, CA 150 KW ET PLUS							
	QTY. METRIC (NO) QUANT. METRIQUE (NOMB)	708	426	626	786	4		
	QTY. IMPERIAL (NO) QUANT. IMPERIALE (NOMB)	708	426	626	786	4		
	VALUE (\$000) VALEUR (\$000)	23,887	10,060	17,232	23,058	-1	UNITED STATES ETATS-UNIS	88
50313	TURBO-GENERATOR SETS ENSEMBLES TURBOGENERATEURS							
	QTY. METRIC (NO) QUANT. METRIQUE (NOMB)	9	10	10	6	-12		
	QTY. IMPERIAL (NO) QUANT. IMPERIALE (NOMB)	9	10	10	6	-12		
	VALUE (\$000) VALEUR (\$000)	30,948	23,821	16,659	15,394	-20	JAPAN JAPON	83
50313-30	GENERATOR SETS, STEAM TURBINE GENERATRICE, TURBINE A VAPEUR							
	QTY. METRIC (NO) QUANT. METRIQUE (NOMB)	5	4	2	1	-41		
	QTY. IMPERIAL (NO) QUANT. IMPERIALE (NOMB)	5	4	2	1	-41		
	VALUE (\$000) VALEUR (\$000)	25,850	21,955	5,912	12,815	-20	JAPAN JAPON	100
50315	SELF-CONTAINED GENERATOR SETS N E S GENERATEUR GR. ELECT. AUTONOMES NDA							
	QTY. METRIC (NO) QUANT. METRIQUE (NOMB)	13,624	15,255	39,806	22,502	18		
	QTY. IMPERIAL (NO) QUANT. IMPERIALE (NOMB)	13,624	15,255	39,806	22,502	18		
	VALUE (\$000) VALEUR (\$000)	21,002	18,306	27,822	19,101	-3	UNITED STATES ETATS-UNIS	56
50315-30	GENERATOR SETS, DIESEL ENGINE, AC UNDER 50KW GENERATRICE A MOTEUR DIESEL, CA DE MOINS DE 50 KW							
	QTY. METRIC (NO) QUANT. METRIQUE (NOMB)	372	384	906	1,557	60		
	QTY. IMPERIAL (NO) QUANT. IMPERIALE (NOMB)	372	384	906	1,557	60		
	VALUE (\$000) VALEUR (\$000)	1,319	1,284	2,512	4,525	50	UNITED STATES ETATS-UNIS	63
50315-40	GENERATOR SETS, GAS ENGINE, DC GENERATRICE A MOTEUR A GAZ, CC							
	QTY. METRIC (NO) QUANT. METRIQUE (NOMB)	376	389	7,161	9,622	192		

SEE EXPLANATORY NOTES / VOIR NOTES EXPLICATIVES

## IMPORT DATA TRENDS - TENDANCES DES DONNEES SUR L'IMPORTATION

## SECTION 3 - END PRODUCTS, INEDIBLE

## SECTION 3 - PRODUITS FINIS, NON COMESTIBLES

CODE	COMMODITY MARCHANDISE	1982	1983	1984	AVE. ANNUAL GROWTH RATE (%) 1982-1985 TAUX DE CROISSANCE 1985 ANNUEL MOYEN		MAJOR COUNTRY OF EXPORT - SHARE OF IMPORT MARKET (%) 1985 PAYS EXPORTATEUR PRINCIPAL - PART DU MARCHE DES IMPORTATIONS	
					1985	1985		
50315-40	GENERATOR SETS, GAS ENGINE, DC GENERATRICE A MOTEUR A GAZ, CC			(CONT-D) (SUITE)				
	QTY. IMPERIAL (NO) QUANT. IMPERIALE (NOMB)	376	389	7,161	9,622	192		
	VALUE (\$000) VALEUR (\$000)	222	170	3,450	3,508	149	JAPAN JAPON	92
50319	GENERATOR PARTS & ACCESSORIES N E S PIECES & ACCESS. DE GENERATEURS NDA							
	VALUE (\$000) VALEUR (\$000)	27,791	23,493	8,211	11,078	-26	UNITED KINGDOM ROYAUME-UNI	50
50319-34	STATORS, AC GENERATOR STATOR, GENERATRICE CA							
	VALUE (\$000) VALEUR (\$000)	1,398	12,252	640	3,208	31	UNITED KINGDOM ROYAUME-UNI	77
50366	ELECTRIC INDUC. MOTORS 1 HP & UNDER MOTEURS ELEC INDUCTION 1 CV & MOINS							
	QTY. METRIC (NO) QUANT. METRIQUE (NOMB)	2,470,646	3,344,905	3,600,255	3,618,218	13		
	QTY. IMPERIAL (NO) QUANT. IMPERIALE (NOMB)	2,470,646	3,344,905	3,600,255	3,618,218	13		
	VALUE (\$000) VALEUR (\$000)	41,316	48,374	59,216	65,343	16	UNITED STATES ETATS-UNIS	92
50366-20	MOTORS, ELECTRIC, AC 1/3 HP AND UNDER MOTEUR ELECTRIQUE, CA 1/3 HP ET MOINS							
	QTY. METRIC (NO) QUANT. METRIQUE (NOMB)	1,989,643	2,995,610	3,065,468	3,017,606	15		
	QTY. IMPERIAL (NO) QUANT. IMPERIALE (NOMB)	1,989,643	2,995,610	3,065,468	3,017,606	15		
	VALUE (\$000) VALEUR (\$000)	25,633	32,973	37,367	40,049	16	UNITED STATES ETATS-UNIS	94
50366-30	MOTORS, ELECTRIC, AC OVER 1/3 HP TO 1 HP INCL MOTEUR ELECTRIQUE, CA, PLUS DE 1/3 HP A 1 HP INCL							
	QTY. METRIC (NO) QUANT. METRIQUE (NOMB)	481,003	349,295	534,787	600,612	8		
	QTY. IMPERIAL (NO) QUANT. IMPERIALE (NOMB)	481,003	349,295	534,787	600,612	8		
	VALUE (\$000) VALEUR (\$000)	15,683	15,401	21,849	25,293	17	UNITED STATES ETATS-UNIS	89
50367	ELECTRIC INDUCTION MOTORS OVER 1 HP MOTEURS ELEC INDUCTION PLUS DE 1 CV							
	QTY. METRIC (NO) QUANT. METRIQUE (NOMB)	125,287	176,287	201,004	244,789	25		
	QTY. IMPERIAL (NO) QUANT. IMPERIALE (NOMB)	125,287	176,287	201,004	244,789	25		
	VALUE (\$000) VALEUR (\$000)	34,434	32,594	46,861	52,341	15	UNITED STATES ETATS-UNIS	56
50367-40	MOTORS, ELECTRIC, AC OVER 1 HP TO UNDER 20 HP MOTEUR ELECTRIQUE, CA PLUS DE 1 HP A MOINS DE 20 HP							
	QTY. METRIC (NO) QUANT. METRIQUE (NOMB)	114,481	166,942	183,303	226,487	25		
	QTY. IMPERIAL (NO) QUANT. IMPERIALE (NOMB)	114,481	166,942	183,303	226,487	25		
	VALUE (\$000) VALEUR (\$000)	16,002	19,733	24,128	26,369	18	UNITED STATES ETATS-UNIS	67

SEE EXPLANATORY NOTES / VOIR NOTES EXPLICATIVES



## IMPORT DATA TRENDS - TENDANCES DES DONNEES SUR L'IMPORTATION

## SECTION 3 - END PRODUCTS, INEDIBLE

## SECTION 3 - PRODUITS FINIS, NON COMESTIBLES

CODE	COMMODITY MARCHANDISE		1982	1983	1984	AVE. ANNUAL GROWTH RATE (%) 1982-1985 TAUX DE CROISSANCE ANNUEL MOYEN		MAJOR COUNTRY OF EXPORT - SHARE OF IMPORT MARKET (%) 1985 PAYS EXPORTATEUR PRINCIPAL - PART DU MARCHE DES IMPORTATIONS	
						1985	ANNUEL MOYEN		
50367-50	MOTORS, ELECTRIC, AC 20 HP TO 200 HP INCL MOTEUR ELECTRIQUE, CA 20 HP A 200 HP INC								
	QTY. METRIC (NO) QUANT. METRIQUE (NOMB)	(NO) (NOMB)	10,410	9,029	17,106	17,558	19		
	QTY. IMPERIAL (NO) QUANT. IMPERIALE (NOMB)	(NO) (NOMB)	10,410	9,029	17,106	17,558	19		
	VALUE (\$000) VALEUR (\$000)		10,485	7,967	14,519	17,380	18	UNITED STATES ETATS-UNIS	49
50367-60	MOTORS, ELECTRIC, AC OVER 200 HP MOTEUR ELECTRIQUE, CA PLUS DE 200 HP								
	QTY. METRIC (NO) QUANT. METRIQUE (NOMB)	(NO) (NOMB)	396	316	595	744	23		
	QTY. IMPERIAL (NO) QUANT. IMPERIALE (NOMB)	(NO) (NOMB)	396	316	595	744	23		
	VALUE (\$000) VALEUR (\$000)		7,947	4,894	8,015	8,592	3	UNITED STATES ETATS-UNIS	39
50369	ELEC. MOTORS, UNIVERSAL & OTHER NES MOTEURS ELEC. UNIVERSEL & AUTRE NDA								
	QTY. METRIC (NO) QUANT. METRIQUE (NOMB)	(NO) (NOMB)	1,982,887	1,833,060	2,205,804	2,424,010	7		
	QTY. IMPERIAL (NO) QUANT. IMPERIALE (NOMB)	(NO) (NOMB)	1,982,887	1,833,060	2,205,804	2,424,010	7		
	VALUE (\$000) VALEUR (\$000)		87,170	67,279	92,814	111,146	8	UNITED STATES ETATS-UNIS	82
50369-40	MOTORS, ELECTRIC, DC 1/3 HP AND UNDER MOTEUR ELECTRIQUE, CC 1/3 HP ET MOINS								
	QTY. METRIC (NO) QUANT. METRIQUE (NOMB)	(NO) (NOMB)	916,812	825,685	864,771	1,168,727	8		
	QTY. IMPERIAL (NO) QUANT. IMPERIALE (NOMB)	(NO) (NOMB)	916,812	825,685	864,771	1,168,727	8		
	VALUE (\$000) VALEUR (\$000)		10,448	9,855	10,719	13,433	9	UNITED STATES ETATS-UNIS	86
50369-41	MOTORS, ELECTRIC, DC OVER 1/3 HP TO 1 HP INCL MOTEUR ELECTRIQUE, CC, PLUS DE 1/3 HP A 1 HP INCL								
	QTY. METRIC (NO) QUANT. METRIQUE (NOMB)	(NO) (NOMB)	64,572	63,209	76,732	70,811	3		
	QTY. IMPERIAL (NO) QUANT. IMPERIALE (NOMB)	(NO) (NOMB)	64,572	63,209	76,732	70,811	3		
	VALUE (\$000) VALEUR (\$000)		4,020	4,209	5,485	4,918	7	UNITED STATES ETATS-UNIS	92
50369-42	MOTORS, ELECTRIC, DC OVER 1 HP TO UNDER 20 HP MOTEUR ELECTRIQUE, CC PLUS DE 1 HP A MOINS DE 20 HP								
	QTY. METRIC (NO) QUANT. METRIQUE (NOMB)	(NO) (NOMB)	23,870	26,546	33,474	41,857	20		
	QTY. IMPERIAL (NO) QUANT. IMPERIALE (NOMB)	(NO) (NOMB)	23,870	26,546	33,474	41,857	20		
	VALUE (\$000) VALEUR (\$000)		5,738	5,550	8,061	9,483	18	UNITED STATES ETATS-UNIS	95
50369-43	MOTORS, ELECTRIC, DC 20 HP TO 200 HP INCL MOTEUR ELECTRIQUE, CC 20 A 200 HP INCL.								
	QTY. METRIC (NO) QUANT. METRIQUE (NOMB)	(NO) (NOMB)	2,147	1,509	1,513	1,919	-4		
	QTY. IMPERIAL (NO) QUANT. IMPERIALE (NOMB)	(NO) (NOMB)	2,147	1,509	1,513	1,919	-4		
	VALUE (\$000) VALEUR (\$000)		7,193	4,013	6,387	7,391	1	UNITED STATES ETATS-UNIS	85

SEE EXPLANATORY NOTES / VOIR NOTES EXPLICATIVES

## IMPORT DATA TRENDS - TENDANCES DES DONNEES SUR L'IMPORTATION

## SECTION 3 - END PRODUCTS, INEDIBLE

## SECTION 3 - PRODUITS FINIS, NON COMESTIBLES

CODE	COMMODITY MARCHANDISE	1982	1983	1984	AVE. ANNUAL GROWTH RATE (%) 1982-1985 TAUX DE CROISSANCE ANNUEL MOYEN		MAJOR COUNTRY OF EXPORT - SHARE OF IMPORT MARKET (%) 1985 PAYS EXPORTATEUR PRINCIPAL - PART DU MARCHE DES IMPORTATIONS	
					1985	ANNUEL MOYEN		
50369-44	MOTORS, ELECTRIC, DC OVER 200 HP MOTEUR ELECTRIQUE, CC PLUS DE 200 HP							
	QTY. METRIC (NO) QUANT. METRIQUE (NOMB)	208	121	201	190	-3		
	QTY. IMPERIAL (NO) QUANT. IMPERIALE (NOMB)	208	121	201	190	-3		
	VALUE (\$000) VALEUR (\$000)	7,743	2,930	4,009	4,159	-18	UNITED STATES ETATS-UNIS	58
50369-82	GEARMOTORS, ELECTRICAL MOTEUR A ENGRENAGE, ELECTRIQUE							
	QTY. METRIC (NO) QUANT. METRIQUE (NOMB)	19,733	37,654	113,551	101,373	72		
	QTY. IMPERIAL (NO) QUANT. IMPERIALE (NOMB)	19,733	37,654	113,551	101,373	72		
	VALUE (\$000) VALEUR (\$000)	4,256	3,114	4,700	6,120	13	UNITED STATES ETATS-UNIS	60
50369-84	MOTORS, ELECTRIC, TRACTION MOTEUR ELECTRIQUE, TRACTION							
	QTY. METRIC (NO) QUANT. METRIQUE (NOMB)	1,336	336	555	526	-27		
	QTY. IMPERIAL (NO) QUANT. IMPERIALE (NOMB)	1,336	336	555	526	-27		
	VALUE (\$000) VALEUR (\$000)	20,190	9,373	19,925	30,095	14	UNITED STATES ETATS-UNIS	89
50375	ROTOR, STATORS FOR ELEC MOTORS ETC ROTOR, STATORS POUR MOTEUR ELEC ETC							
	VALUE (\$000) VALEUR (\$000)	9,922	11,299	12,291	10,406	2	UNITED STATES ETATS-UNIS	77
50375-36	ROTOR & STATORS REFRIG COMPRESSOR MOTOR ROTOR ET STATOR DE MOTEUR DE COMPRESSEUR POUR REFRIG							
	VALUE (\$000) VALEUR (\$000)	7,280	5,768	9,460	9,153	8	UNITED STATES ETATS-UNIS	77
50379	PARTS & ACCESS. FOR ELEC MOTORS NES PIECES, ACCESS. DE MOTEURS ELEC NDA							
	VALUE (\$000) VALEUR (\$000)	35,521	34,087	48,395	50,535	12	UNITED STATES ETATS-UNIS	82
50379-50	PROTECTORS, FOR ELECTRIC MOTORS DISJONCTEUR, POUR MOTEUR ELECTRIQUE							
	VALUE (\$000) VALEUR (\$000)	2,025	2,362	2,899	3,320	18	UNITED STATES ETATS-UNIS	88
50401	BEARINGS & PARTS FOR MOTOR VEHICLES COUSSINETS ET PIECES D'AUTOMOBILES							
	VALUE (\$000) VALEUR (\$000)	26,960	37,930	52,758	50,179	23	UNITED STATES ETATS-UNIS	79
50401-49	BEARING, BALL, MOTOR VEHICLE, NES ROULEMENT A BILLES POUR VEHICULE AUTOMOBILE NDA							
	VALUE (\$000) VALEUR (\$000)	2,807	4,235	6,088	5,599	25	UNITED STATES ETATS-UNIS	61
50401-52	BEARING, TAPER RLR 1-ROW TO 6.625" OD MTR VEH ROULEMENT A ROUL CDN UN RANG DE BILLES A 6.625" DIAM AUTO							
	VALUE (\$000) VALEUR (\$000)	545	6,811	7,723	3,010	76	UNITED STATES ETATS-UNIS	64
50401-59	BEARING, ROLLER, NES, MOTOR VEHICLE ROULEMENT A ROULEAUX, NDA, DE VEHICULE AUTOMOBILE							
	VALUE (\$000) VALEUR (\$000)	1,182	2,026	4,690	3,124	38	UNITED STATES ETATS-UNIS	68

SEE EXPLANATORY NOTES / VOIR NOTES EXPLICATIVES

## IMPORT DATA TRENDS - TENDANCES DES DONNÉES SUR L'IMPORTATION

## SECTION 3 - END PRODUCTS, INEDIBLE

## SECTION 3 - PRODUITS FINIS, NON COMESTIBLES

CODE	COMMOITY MARCHANDISE	1982	1983	1984	AVE. ANNUAL GROWTH RATE (%) 1982-1985 TAUX DE CROISSANCE 1985 ANNUEL MOYEN	1985	MAJOR COUNTRY OF EXPORT - SHARE OF IMPORT MARKET (%) 1985 PAYS EXPORTATEUR PRINCIPAL - PART OU MARCHÉ DES IMPORTATIONS		
50401-88	BEARING, MOTOR VEHICLE, PARTS OF PIECES DE ROULEMENT POUR VEHICULE AUTOMOBILE								
	VALUE (\$000) VALEUR (\$000)	4,372	5,594	8,415	6,457	14	UNITED STATES ETATS-UNIS	44	
50403	BEARINGS & PTS., AGRICULTURAL MACH. COUSSINETS & PCES PR MACH AGRICOLES								
	VALUE (\$000) VALEUR (\$000)	5,278	5,513	7,502	7,711	13	UNITED STATES ETATS-UNIS	80	
50403-39	BEARING, BALL, AGRICULTURAL, NES ROULEMENT A BILLES, AGRICULTURE, NOA								
	VALUE (\$000) VALEUR (\$000)	3,066	3,427	3,882	4,265	11	UNITED STATES ETATS-UNIS	71	
50405	BALL BEARINGS, UNMOUNTED N E S COUSSINETS A BILLES NON INSTAL. NOA								
	VALUE (\$000) VALEUR (\$000)	46,804	45,805	62,188	64,125	11	UNITED STATES ETATS-UNIS	53	
50405-39	BEARING, BALL, 1-ROW, OV 0.5 TO 7.5 IN OO NES ROULEMENT UN RANG DE BILLES > OE 0-5 A 7.5" OIA NOA								
	VALUE (\$000) VALEUR (\$000)	13,407	14,045	19,996	18,654	11	UNITED STATES ETATS-UNIS	45	
50405-49	BEARING, BALL, 1-ROW, OVER 7.5 IN OO NES ROULEMENT UN RANG OE BILLES > 7.5" DIA NOA								
	VALUE (\$000) VALEUR (\$000)	2,216	2,208	3,943	4,310	25	UNITED STATES ETATS-UNIS	42	
50405-69	BEARING, BALL, 1-ROW, OVER 3.75" OO, SPH NES ROULEMENT SPHER., UN RANG OE BILLES, > 3.75" OIA., NOA								
	VALUE (\$000) VALEUR (\$000)	1,546	2,209	3,465	3,642	33	JAPAN JAPON	67	
50406-29	BEARING, BALL, ANGULAR CONTACT SINGLE ROW NES ROULEMENT A UN RANG OE BILLES A CONTACT ANGULAIRE NOA								
	VALUE (\$000) VALEUR (\$000)	4,782	3,873	5,797	7,288	15	UNITED STATES ETATS-UNIS	53	
50409	PARTS OF BALL BEARINGS N E S PIECES DE COUSSINETS A BILLES N O A								
	VALUE (\$000) VALEUR (\$000)	12,444	11,500	18,591	19,252	16	UNITED STATES ETATS-UNIS	44	
50415	ROLLER BEARINGS, UNMOUNTED N E S COUSSINETS A ROULEAU NON INSTAL NOA								
	VALUE (\$000) VALEUR (\$000)	61,341	61,446	89,474	89,934	14	UNITED STATES ETATS-UNIS	62	
50415-29	BEARING, CYLINDRICAL ROLLER, SINGLE ROW NES ROULEMENT CYLINDRIQUE, UN RANG OE ROUL NOA								
	VALUE (\$000) VALEUR (\$000)	10,208	10,964	13,758	13,636	10	UNITED STATES ETATS-UNIS	51	
50415-59	BEARING, SPH ROLLER, SINGLE ROW NES ROULEMENT SPHERIQUE A UN RANG OE ROULEAUX NOA								
	VALUE (\$000) VALEUR (\$000)	3,252	3,807	4,862	4,250	9	UNITED STATES ETATS-UNIS	48	
50415-69	BEARING, SPH ROLLER 2-ROW TO 7.5 IN OO NES ROULEMENT SPHERIQUE 2 RGS OE ROUL A 7.5" OIA., NOA								
	VALUE (\$000) VALEUR (\$000)	3,619	3,333	6,145	5,028	11	UNITED STATES ETATS-UNIS	48	
50415-79	BEARING, SPH ROLLER 2-ROW OV 7.5 IN OO NES ROULEMENT SPHERIQUE 2 RGS OE ROULEAUX > 7.5" OIA NOA								
	VALUE (\$000) VALEUR (\$000)	10,481	8,312	12,766	16,580	16	UNITED STATES ETATS-UNIS	36	

## IMPORT DATA TRENDS - TENDANCES DES DONNEES SUR L'IMPORTATION

SECTION 3 - END PRODUCTS, INEDIBLE				SECTION 3 - PRODUITS FINIS, NON COMESTIBLES			
CODE	COMMODITY MARCHANDISE	1982	1983	1984	AVE. ANNUAL GROWTH RATE (%) 1982-1985 TAUX DE CROISSANCE ANNUEL MOYEN	MAJOR COUNTRY OF EXPORT - SHARE OF IMPORT MARKET (%) 1985 PAYS EXPORTATEUR PRINCIPAL - PART DU MARCHE DES IMPORTATIONS	
50416-19	BEARING, TAPER RLR 1-ROW TO 6.625" OD NES ROULEMENT CONIQUE, UN RANG DE ROUL, A 6.625" DIA NDA						
	VALUE (\$000) VALEUR (\$000)	2,969	6,537	12,538	14,072	67	UNITED STATES ETATS-UNIS 60
50416-29	BEARING, TAPER RLR 1-ROW OV 6.625" DD NES ROULEMENT CONIQUE A UN RANG DE ROUL > 6.625" DIA NDA						
	VALUE (\$000) VALEUR (\$000)	4,163	4,148	13,933	10,479	36	UNITED STATES ETATS-UNIS 92
50416-39	BEARING, TAPER RLR, MULTI-ROW NES ROULEMENT CONIQUE, RANGS MULTIPLES DE ROULEAUX NDA						
	VALUE (\$000) VALEUR (\$000)	5,392	6,715	5,882	4,853	-3	UNITED STATES ETATS-UNIS 51
50416-59	BEARING, NEEDLE ROLLER TYPE, DOUBLE ROW NES ROULEMENT, DEUX RANGS D'AIGUILLES NDA						
	VALUE (\$000) VALEUR (\$000)	2,962	2,156	3,283	5,966	26	UNITED STATES ETATS-UNIS 90
<b>50419</b>	<b>PARTS OF ROLLER BEARINGS N E S PIECES DE COUSSINETS A ROULEAUX NDA</b>						
	VALUE (\$000) VALEUR (\$000)	32,456	30,665	38,305	39,079	6	UNITED STATES ETATS-UNIS 75
50419-29	CONES & CUPS FOR ROLLER BEARINGS NES CONE ET CUVETTE DE ROULEMENT A RDULEAUX NDA						
	VALUE (\$000) VALEUR (\$000)	15,180	10,691	13,301	10,207	-12	UNITED STATES ETATS-UNIS 72
<b>50433</b>	<b>BEARINGS AND PARTS, UNMOUNTED N E S COUSSINETS &amp; PIECES, NON INSTAL NDA</b>						
	VALUE (\$000) VALEUR (\$000)	9,249	7,558	11,196	13,602	14	UNITED STATES ETATS-UNIS 82
50433-29	BEARING, UNMOUNTED, METALLIC, NES COUSSINET METALLIQUE, NON MONTE, NDA						
	VALUE (\$000) VALEUR (\$000)	4,543	3,752	5,297	5,640	7	UNITED STATES ETATS-UNIS 87
50433-88	BEARING, UNMOUNTED NES, PARTS OF PIECES DE ROULEMENT NON ASSEMBLEES, NDA						
	VALUE (\$000) VALEUR (\$000)	3,147	2,031	3,657	5,784	22	UNITED STATES ETATS-UNIS 74
<b>50437</b>	<b>BEARINGS, MOUNTED AND PARTS COUSSINETS INSTALLES ET PIECES</b>						
	VALUE (\$000) VALEUR (\$000)	8,623	7,958	11,965	16,088	23	UNITED STATES ETATS-UNIS 73
50437-50	PILLOW BLOCKS PALIER ORDINAIRE						
	VALUE (\$000) VALEUR (\$000)	5,147	4,384	6,370	7,030	11	UNITED STATES ETATS-UNIS 61
50437-88	BEARING, MOUNTED, NES PARTS OF PIECES DE ROULEMENT ASSEMBLEES, NDA						
	VALUE (\$000) VALEUR (\$000)	657	692	2,463	4,206	85	UNITED STATES ETATS-UNIS 95
<b>50440</b>	<b>SPEED CHANGERS, REDUCER UNITS &amp; PTS REDUCTEUR &amp; MULTIPL DE VITESSE &amp; PC</b>						
	VALUE (\$000) VALEUR (\$000)	53,793	39,672	45,627	52,675	-1	UNITED STATES ETATS-UNIS 67
50440-20	GEAR UNIT, SINGLE REDUCTION, EXC SPIRAL BEVEL BOITE DE VITESSE A SIMPLE DEMULTIP. SAUF ENGR. CONIQUE						
	VALUE (\$000) VALEUR (\$000)	2,362	1,233	4,122	3,565	15	UNITED KINGDOM ROYAUME-UNI 88

SEE EXPLANATORY NOTES / VOIR NOTES EXPLICATIVES

## IMPORT DATA TRENDS - TENDANCES DES DONNEES SUR L'IMPORTATION

## SECTION 3 - END PRODUCTS, INEDIBLE

## SECTION 3 - PRDUIITS FINIS, NDN COMESTIBLES

CODE	COMMODITY MARCHANDISE	1982	1983	1984	AVE. ANNUAL GROWTH RATE (%) 1982-1985 TAUX DE CROISSANCE 1985 ANNUEL MOYEN		MAJDR COUNTRY OF EXPDRT - SHARE OF IMPDRT MARKET (%) 1985 PAYS EXPDRTATEUR PRINCIPAL - PART DU MARCHÉ DES IMPORTATIONS	
					1985	ANNUEL MOYEN		
50440-88	SPEED REDUCER, POWER TRANSMISSIION, PARTS DF PIECES DE REDUCTEUR DE VITESSE, TRANSMISSIION							
	VALUE (\$000) VALEUR (\$000)	14,441	12,597	16,597	17,938	7	UNITED STATES ETATS-UNIS	67
50444	GEARS, POWER TRANSMISSIION AND PARTS ENGRENAGES TRANSM D'ENERGIE & PCES							
	VALUE (\$000) VALEUR (\$000)	18,689	13,865	14,010	15,297	-6	UNITED STATES ETATS-UNIS	75
50444-70	GEAR UNIT, POWER TRANS, EXC REDUCER/INCREASER PIGNON DE TRANSMISSIION SAUF REDUCTEUR DU MULTIPLICATEUR							
	VALUE (\$000) VALEUR (\$000)	2,970	3,279	2,785	3,535	6	UNITED STATES ETATS-UNIS	44
50469	PULLEYS BELT FDR POWER TRANSMISSIION POULIES A COURROIE TRANSM D'ENERGIE							
	VALUE (\$000) VALEUR (\$000)	6,176	6,153	7,262	9,175	14	UNITED STATES ETATS-UNIS	95
50481	HYDRAULIC CDUPLINGS AND PARTS ACCDUPLMENTS HYDRAULIQUES & PIECES							
	VALUE (\$000) VALEUR (\$000)	5,224	4,586	4,741	6,167	6	UNITED STATES ETATS-UNIS	84
50481-20	CDUPLINGS, HYDRAULIC, POWER TRANSMISSIION CDUPLAGE HYDRAULIQUE DE TRANSMISSIION							
	VALUE (\$000) VALEUR (\$000)	3,845	3,085	3,747	4,244	3	UNITED STATES ETATS-UNIS	88
50483	HYDRAULIC CYLINDERS AND PARTS CYLINDRES HYDRAULIQUES ET PIECES							
	VALUE (\$000) VALEUR (\$000)	14,720	12,250	22,071	16,263	3	UNITED STATES ETATS-UNIS	91
50483-88	CYLINDERS, HYD, PDWER TRANSMISSIION, PARTS DF PIECES DE CYLINDRE HYDRAULIQUE DE TRANSMISSIION							
	VALUE (\$000) VALEUR (\$000)	5,930	4,802	4,886	5,750	-1	UNITED STATES ETATS-UNIS	94
50485	HYDRAULIC PUMPS AND PARTS PDMPE HYDRAULIQUES ET PIECES							
	VALUE (\$000) VALEUR (\$000)	30,480	28,616	45,194	40,581	10	UNITED STATES ETATS-UNIS	91
50485-20	PUMP, HYD, VANE TYPE, POWER TRANS PDMPE HYDRAULIQUE DE TRANSMISSIION A AILETTES							
	VALUE (\$000) VALEUR (\$000)	3,877	3,640	6,791	6,132	16	UNITED STATES ETATS-UNIS	94
50485-30	PUMP, HYD, GEAR TYPE, PDWER TRANS PDMPE HYDRAULIQUE DE TRANSMISSIION A ENGRENAGES							
	VALUE (\$000) VALEUR (\$000)	5,923	3,887	8,357	5,841	0	UNITED STATES ETATS-UNIS	91
50485-88	PUMP, HYD, POWER TRANS, PARTS DF PIECES DE PDMPE HYDRAULIQUE DE TRANSMISSIION							
	VALUE (\$000) VALEUR (\$000)	8,151	8,493	12,282	12,225	14	UNITED STATES ETATS-UNIS	90
50487	HYDRAULIC VALVES AND PARTS VALVES HYDRAULIQUES ET PIECES							
	VALUE (\$000) VALEUR (\$000)	25,543	24,759	36,470	36,891	13	UNITED STATES ETATS-UNIS	89

## IMPORT DATA TRENDS - TENDANCES DES DONNEES SUR L'IMPORTATION

## SECTION 3 - END PRODUCTS, INEDIBLE

## SECTION 3 - PRODUITS FINIS, NON COMESTIBLES

CODE	COMMODITY MARCHANDISE	1982	1983	1984	AVE. ANNUAL GROWTH RATE (%) 1982-1985 TAUX DE CROISSANCE 1985 ANNUEL MOYEN		MAJDR COUNTRY OF EXPORT - SHARE OF IMPDRT MARKET (%) 1985 PAYS EXPDRTATEUR PRINCIPAL - PART OU MARCHE DES IMPORTATIONS	
					1985	ANNUEL MOYEN		
50487-25	VALVES, HYD. SOLENOID ACTUATED, POWER TRANS SOUPAPE HYDRAULIQUE DE TRANSM. A COMMANDE PAR SOLENOIDE							
	VALUE (\$000) VALEUR (\$000)	1,342	1,095	4,405	4,458	49	UNITED STATES ETATS-UNIS	91
50487-40	VALVES, HYD. HAND OPERATED, POWER TRANS SOUPAPE HYDRAULIQUE DE TRANSMISSION A COMMANDE MANUELLE							
	VALUE (\$000) VALEUR (\$000)	3,557	1,368	1,831	3,134	-4	UNITED STATES ETATS-UNIS	98
50487-88	VALVES, HYD, POWER TRANS, PARTS OF PIECES DE SOUPAPE HYDRAULIQUE, DE TRANSMISSION							
	VALUE (\$000) VALEUR (\$000)	7,586	8,860	12,550	10,859	13	UNITED STATES ETATS-UNIS	78
<b>50489</b>	<b>HYDRAULIC POWR TRANSM EQUIP. PT NES OUTILLAGE HYDRAULIQUE ET PIECES NDA</b>							
	VALUE (\$000) VALEUR (\$000)	21,284	19,695	27,223	29,041	11	UNITED STATES ETATS-UNIS	88
50489-52	ACTUATORS, HYDRAULIC, POWER TRANSMISSION DISPOSITIF DE COMMANDE HYDRAULIQUE DE TRANSMISSION							
	VALUE (\$000) VALEUR (\$000)	6,931	5,726	7,446	7,314	2	UNITED STATES ETATS-UNIS	85
50489-88	POWER TRANSMISSION EQUIPMENT, HYD NES, PARTS PIECES D'EQUIPMENT HYD DE TRANSM NDA							
	VALUE (\$000) VALEUR (\$000)	7,851	8,645	11,137	12,491	17	UNITED STATES ETATS-UNIS	88
<b>50499</b>	<b>POWER TRANSMISSION EQUIP &amp; PTS NES OUTILLAGE &amp; PCS TRANSM. ENERGIE NDA</b>							
	VALUE (\$000) VALEUR (\$000)	41,519	38,158	53,167	59,795	13	UNITED STATES ETATS-UNIS	85
50499-38	POWER TRANSMISSION EQUIPMENT, PNEU NES, PARTS PIECES DE MATERIEL PNEUMATIQUE DE TRANSM. NDA							
	VALUE (\$000) VALEUR (\$000)	2,743	2,799	3,614	5,130	23	UNITED STATES ETATS-UNIS	83
50499-51	SEALS, MECHANICAL TYPE, POWER TRANSMISSION JOINT MECANIQUE DE TRANSMISSION							
	VALUE (\$000) VALEUR (\$000)	1,278	1,467	2,276	3,012	33	UNITED STATES ETATS-UNIS	95
50499-75	SHEAVES, POWER TRANSMISSION POULIE A GORGE DE TRANSMISSION							
	VALUE (\$000) VALEUR (\$000)	1,824	1,905	2,593	3,709	26	UNITED STATES ETATS-UNIS	82
50499-88	POWER TRANSMISSION EQUIPMENT, NES, PARTS OF PIECES DE MATERIEL DE TRANSMISSION, NDA							
	VALUE (\$000) VALEUR (\$000)	10,592	12,382	19,699	19,842	23	UNITED STATES ETATS-UNIS	86
<b>50509</b>	<b>FURNACES, OVENS &amp; PTS METALLURGICAL FOURS FOURNEAUX METALLURGIQUES, PCS</b>							
	QTY. METRIC (NO) QUANT. METRIQUE (NOMB)	163	178	288	262	17		
	QTY. IMPERIAL (NO) QUANT. IMPERIALE (NOMB)	163	178	288	262	17		
	VALUE (\$000) VALEUR (\$000)	27,091	18,054	29,724	45,022	18	UNITED STATES ETATS-UNIS	64
50509-20	FURNACE, METAL MELT/SMELT/REFINE, ELECTRIC FOUR ELECTRIQUE PDUR FUSION, FONTE ET AFFINAGE DES METAUX							
	QTY. METRIC (NO) QUANT. METRIQUE (NOMB)	28	37	61	46	18		
	QTY. IMPERIAL (NO) QUANT. IMPERIALE (NOMB)	28	37	61	46	18		

SEE EXPLANATORY NOTES / VOIR NOTES EXPLICATIVES

## IMPORT DATA TRENDS - TENDANCES DES DONNEES SUR L'IMPORTATION

## SECTION 3 - END PRODUCTS, INEDIBLE

## SECTION 3 - PRODUITS FINIS, NON COMESTIBLES

CODE	COMMODITY MARCHANDISE	1982	1983	1984	AVE. ANNUAL GROWTH RATE (%) 1982-1985 TAUX DE CROISSANCE ANNUEL MOYEN		MAJOR COUNTRY OF EXPORT - SHARE OF IMPORT MARKET (%) 1985 PAYS EXPORTATEUR PRINCIPAL - PART DU MARCHE DES IMPORTATIONS		
					1985	ANNUEL MOYEN			
50509-20	FURNACE, METAL MELT/SMELT/REFINE, ELECTRIC FOUR ELECTRIQUE POUR FUSION, FONTE ET AFFINAGE DES METAUX (CONT-D) (SUITE)								
	VALUE (\$000) VALEUR (\$000)	1,213	927	4,101	3,934	47	UNITED STATES ETATS-UNIS	41	
50509-38	FURNACE, METAL MELTING, NON-ELEC. PARTS OF PIECES DE FOUR DE FONDERIE NON ELECT POUR FUSION DU MET								
	VALUE (\$000) VALEUR (\$000)	1,643	4,449	2,501	8,662	73	UNITED STATES ETATS-UNIS	40	
50509-40	FURNACE, METAL HEAT TREAT. ELECTRIC FOUR ELECTRIQUE POUR TRAITEMENT THERMIQUE DU METAL								
	QTY. METRIC (NO) QUANT. METRIQUE (NOMB)	69	65	96	98	12			
	QTY. IMPERIAL (NO) QUANT. IMPERIALE (NDMB)	69	65	96	98	12			
	VALUE (\$000) VALEUR (\$000)	4,672	1,437	3,182	3,028	-13	UNITED STATES ETATS-UNIS	50	
50509-48	FURNACE, METAL HEAT TREAT. ELEC. PARTS OF PIECES DE FOUR ELECTRIQUE PR TRAITEMENT THER DU MET								
	VALUE (\$000) VALEUR (\$000)	3,015	1,750	3,176	10,920	53	UNITED STATES ETATS-UNIS	91	
50509-88	FURNACE, METALLURGICAL NES, PARTS OF PIECES DE FOUR DE METALLURGIE, NDA								
	VALUE (\$000) VALEUR (\$000)	2,910	3,315	5,412	8,192	41	FRANCE FRANCE	48	
<hr/>									
50539	BAKERY OVENS AND PARTS FOURS DE BOULANGERIE ET PIECES								
	QTY. METRIC (NO) QUANT. METRIQUE (NDMB)	300	189	236	311	1			
	QTY. IMPERIAL (NO) QUANT. IMPERIALE (NDMB)	300	189	236	311	1			
	VALUE (\$000) VALEUR (\$000)	4,123	3,768	7,734	6,708	17	UNITED STATES ETATS-UNIS	72	
<hr/>									
50579	OTHER INDUST OVENS & FURNACES & PTS AUTRES FOURS FOURNEAUX INDUS. & PCS								
	QTY. METRIC (NO) QUANT. METRIQUE (NDMB)	2,077	2,150	1,558	1,445	-11			
	QTY. IMPERIAL (NO) QUANT. IMPERIALE (NDMB)	2,077	2,150	1,558	1,445	-11			
	VALUE (\$000) VALEUR (\$000)	16,822	19,371	15,624	19,998	6	UNITED STATES ETATS-UNIS	77	
50579-49	OVEN, INDUSTRIAL, ELECTRIC, NES FOUR ELECTRIQUE, INDUSTRIEL NDA								
	QTY. METRIC (NO) QUANT. METRIQUE (NDMB)	215	321	335	255	6			
	QTY. IMPERIAL (ND) QUANT. IMPERIALE (NOMB)	215	321	335	255	6			
	VALUE (\$000) VALEUR (\$000)	1,156	3,279	2,266	3,041	38	UNITED STATES ETATS-UNIS	86	
50579-88	FURNACE/OVEN, INDUSTRIAL NES, PARTS OF PIECES DE FOURNEAU OU DE FOUR INDUSTRIEL, NDA								
	VALUE (\$000) VALEUR (\$000)	12,202	11,361	7,625	10,499	-5	UNITED STATES ETATS-UNIS	81	
<hr/>									
50595	BURNERS & STOKERS INDUSTRIAL & PTS. BRULEURS, CHARGEURS INDUSTRIELS PCS								
	VALUE (\$000) VALEUR (\$000)	13,501	10,592	9,787	8,573	-14	UNITED STATES ETATS-UNIS	85	

SEE EXPLANATORY NOTES / VOIR NOTES EXPLICATIVES

## IMPORT DATA TRENDS - TENDANCES DES DONNEES SUR L'IMPORTATION

## SECTION 3 - END PRODUCTS, INEDIBLE

## SECTION 3 - PRODUITS FINIS, NON COMESTIBLES

CODE	COMMODITY MARCHANDISE	1982	1983	1984	AVE. ANNUAL GROWTH RATE (%) 1982-1985 TAUX DE CROISSANCE 1985 ANNUEL MOYEN		MAJOR COUNTRY OF EXPORT - SHARE OF IMPORT MARKET (%) 1985 PAYS EXPORTATEUR PRINCIPAL - PART DU MARCHE DES IMPORTATIONS	
50595-88	BURNER, INDUSTRIAL PROCESS TYPE, PARTS OF PIECES DE BRULEUR, METHODES DE TRAITEMENT INDUSTRIEL							
	VALUE (\$000) VALEUR (\$000)	5,268	5,679	7,019	5,549	2	UNITED STATES ETATS-UNIS	97
50711	AIR AND GAS COMPRESSORS, STATIONARY COMPRESSEURS D'AIR ET DE GAZ, FIXES							
	QTY. METRIC (NO) QUANT. METRIQUE (NOMB)	10,666	6,531	4,103	4,412	-25		
	QTY. IMPERIAL (NO) QUANT. IMPERIALE (NOMB)	10,666	6,531	4,103	4,412	-25		
	VALUE (\$000) VALEUR (\$000)	45,592	29,580	38,219	48,868	2	UNITED STATES ETATS-UNIS	81
50711-41	COMPRESSOR, AIR, STAT ROTARY, VANE/SCREW COMPRESSEUR D'AIR FIXE, ROTATIF, A AISETTES OU A VIS							
	QTY. METRIC (NO) QUANT. METRIQUE (NOMB)	300	338	783	793	38		
	QTY. IMPERIAL (NO) QUANT. IMPERIALE (NOMB)	300	338	783	793	38		
	VALUE (\$000) VALEUR (\$000)	6,411	5,771	11,983	9,784	15	UNITED STATES ETATS-UNIS	63
50711-42	COMPRESSOR, AIR, STAT ROTARY, CENTRIFUGAL COMPRESSEUR D'AIR FIXE, ROTATIF, CENTRIFUGE							
	QTY. METRIC (NO) QUANT. METRIQUE (NOMB)	67	29	25	25	-28		
	QTY. IMPERIAL (NO) QUANT. IMPERIALE (NOMB)	67	29	25	25	-28		
	VALUE (\$000) VALEUR (\$000)	6,734	4,187	3,571	4,707	-11	UNITED STATES ETATS-UNIS	100
50711-43	COMPRESSOR, AIR, STAT ROTARY, PACKAGE UNIT COMPRESSEUR D'AIR ROTATIF FIXE, MONOBLOC							
	QTY. METRIC (NO) QUANT. METRIQUE (NOMB)	243	130	162	206	-5		
	QTY. IMPERIAL (NO) QUANT. IMPERIALE (NOMB)	243	130	162	206	-5		
	VALUE (\$000) VALEUR (\$000)	6,248	3,323	4,246	6,070	-1	UNITED STATES ETATS-UNIS	71
50711-52	COMPRESSOR, GAS, STAT RECIP 251 HP-1000 HP COMPRESSEUR DE GAZ ALTERNATIF FIXE 251 HP-1000 HP							
	QTY. METRIC (NO) QUANT. METRIQUE (NOMB)	22	25	31	92	60		
	QTY. IMPERIAL (NO) QUANT. IMPERIALE (NOMB)	22	25	31	92	60		
	VALUE (\$000) VALEUR (\$000)	1,609	1,175	1,545	3,656	31	UNITED STATES ETATS-UNIS	97
50711-61	COMPRESSOR, GAS, STAT, CENTRIFUGAL TYPE COMPRESSEUR DE GAZ FIXE CENTRIFUGE							
	QTY. METRIC (NO) QUANT. METRIQUE (NOMB)	29	14	12	33	4		
	QTY. IMPERIAL (NO) QUANT. IMPERIALE (NOMB)	29	14	12	33	4		
	VALUE (\$000) VALEUR (\$000)	5,690	1,577	903	4,320	-9	UNITED STATES ETATS-UNIS	99
50729	AIR AND GAS COMPRESSORS N E S COMPRESSEURS D'AIR ET DE GAZ N D A							
	QTY. METRIC (NO) QUANT. METRIQUE (NOMB)	58,273	36,798	43,607	63,338	3		

SEE EXPLANATORY NOTES / VOIR NOTES EXPLICATIVES



## IMPORT DATA TRENDS - TENDANCES DES DONNEES SUR L'IMPORTATION

## SECTION 3 - END PRODUCTS, INEDIBLE

## SECTION 3 - PRODUITS FINIS, NON COMESTIBLES

CODE	COMMODITY MARCHANDISE	1982	1983	1984	AVE. ANNUAL GROWTH RATE (%) 1982-1985 TAUX DE CROISSANCE ANNUEL MOYEN		MAJOR COUNTRY OF EXPDRT - SHARE OF IMPORT MARKET (%) 1985 PAYS EXPORTATEUR PRINCIPAL - PART DU MARCHE DES IMPORTATIONS	
					1985	ANNUEL MOYEN		
50729	AIR AND GAS COMPRESSDRS N E S COMPRESSEURS D'AIR ET DE GAZ N D A			(CONT-D) (SUITE)				
	QTY. IMPERIAL (NO) QUANT. IMPERIALE (NOMB)	58,273	36,798	43,607	63,338	3		
	VALUE (\$000) VALEUR (\$000)	12,917	13,771	19,388	24,625	24	UNITED STATES ETATS-UNIS	87
50729-20	COMPRESSDR, AIR, PORTABLE, 10 CFM & UNDER COMPRESSEUR D'AIR MOBILE 10 PI CU M ET MOINS							
	QTY. METRIC (NO) QUANT. METRIQUE (NOMB)	31,422	13,641	19,266	38,242	7		
	QTY. IMPERIAL (NO) QUANT. IMPERIALE (NOMB)	31,422	13,641	19,266	38,242	7		
	VALUE (\$000) VALEUR (\$000)	1,204	1,650	3,067	4,212	51	UNITED STATES ETATS-UNIS	85
50729-22	COMPRESSDR, AIR, PORTABLE, 60 CFM-99 CFM COMPRESSEUR D'AIR MOBILE 60-99 PI CU M							
	QTY. METRIC (NO) QUANT. METRIQUE (NOMB)	1,051	2,202	5,737	8,662	101		
	QTY. IMPERIAL (NO) QUANT. IMPERIALE (NOMB)	1,051	2,202	5,737	8,662	101		
	VALUE (\$000) VALEUR (\$000)	513	978	2,262	3,220	83	UNITED STATES ETATS-UNIS	95
50736	AIR & GAS COMPRESSDR PARTS & ACCESS PCS ACCESS DE COMPRESSEUR D'AIR GAZ							
	VALUE (\$000) VALEUR (\$000)	93,398	55,409	65,237	78,319	-6	UNITED STATES ETATS-UNIS	87
50736-22	COMPRESSDR, AIR, STAT. PARTS DF PIECES DE COMPRESSEUR D'AIR FIXE							
	VALUE (\$000) VALEUR (\$000)	24,020	15,711	20,482	24,958	1	UNITED STATES ETATS-UNIS	70
50736-27	COMPRESSDR, AIR, PORTABLE, PARTS DF PIECES DE COMPRESSEUR D'AIR MOBILE							
	VALUE (\$000) VALEUR (\$000)	11,359	4,859	3,873	4,044	-29	UNITED STATES ETATS-UNIS	85
50736-32	COMPRESSDR, GAS, STAT. PARTS DF PIECES DE COMPRESSEUR DE GAZ FIXE							
	VALUE (\$000) VALEUR (\$000)	19,654	15,909	14,332	19,894	0	UNITED STATES ETATS-UNIS	97
50799	VACUUM PUMPS, FANS, BLOWERS & PARTS POMPES A VIDE, VENTILATEURS, PIECES							
	VALUE (\$000) VALEUR (\$000)	23,678	22,309	27,431	37,007	16	UNITED STATES ETATS-UNIS	83
50799-28	BLOWERS, INDUSTRIAL, PARTS DF PIECES DE SOUFFLERIE INDUSTRIELLE							
	VALUE (\$000) VALEUR (\$000)	4,782	3,976	4,809	5,368	4	UNITED STATES ETATS-UNIS	95
50799-29	BLOWERS, INDUSTRIAL, NES SOUFFLERIE INDUSTRIELLE NDA							
	QTY. METRIC (NO) QUANT. METRIQUE (NOMB)	3,326	3,770	3,956	5,365	17		
	QTY. IMPERIAL (NO) QUANT. IMPERIALE (NOMB)	3,326	3,770	3,956	5,365	17		
	VALUE (\$000) VALEUR (\$000)	3,959	3,097	3,808	4,539	5	UNITED STATES ETATS-UNIS	80
50799-38	FANS, INDUSTRIAL, PARTS DF PIECES DE VENTILATEUR INDUSTRIEL							
	VALUE (\$000) VALEUR (\$000)	3,961	3,872	4,229	5,719	13	UNITED STATES ETATS-UNIS	74

SEE EXPLANATORY NDTES / VOIR NOTES EXPLICATIVES

## IMPORT DATA TRENDS - TENDANCES DES DONNEES SUR L'IMPORTATION

## SECTION 3 - END PRODUCTS, INEDIBLE

## SECTION 3 - PRODUITS FINIS, NON COMESTIBLES

CODE	COMMODITY MARCHANDISE	1982	1983	1984	AVE. ANNUAL GROWTH RATE (%) 1982-1985 TAUX DE CROISSANCE 1985 ANNUEL MOYEN		MAJOR COUNTRY OF EXPORT - SHARE OF IMPORT MARKET (%) 1985 PAYS EXPORTATEUR PRINCIPAL - PART DU MARCHE DES IMPORTATIONS	
50799-39	FANS, INDUSTRIAL, NES VENTILATEUR INDUSTRIEL NDA							
	QTY. METRIC (NO) QUANT. METRIQUE (NOMB)	9,958	5,164	11,336	12,483	8		
	QTY. IMPERIAL (NO) QUANT. IMPERIALE (NOMB)	9,958	5,164	11,338	12,483	8		
	VALUE (\$000) VALEUR (\$000)	1,851	1,235	3,282	4,145	30	UNITED STATES ETATS-UNIS	88
50799-48	PUMP, VACUUM, INDUSTRIAL, PARTS OF PIECES DE POMPE A VIDE INDUSTRIELLE							
	VALUE (\$000) VALEUR (\$000)	2,018	2,407	2,682	3,630	21	UNITED STATES ETATS-UNIS	79
50799-49	PUMP, VACUUM, INDUSTRIAL, NES POMPE A VIDE INDUSTRIELLE NDA							
	QTY. METRIC (NO) QUANT. METRIQUE (NOMB)	2,737	3,236	6,108	6,509	39		
	QTY. IMPERIAL (NO) QUANT. IMPERIALE (NOMB)	2,737	3,236	6,108	6,509	39		
	VALUE (\$000) VALEUR (\$000)	4,319	3,430	5,142	6,540	15	UNITED STATES ETATS-UNIS	83
50804	PUMPS, CENTRIFUGAL POMPES CENTRIFUGES							
	QTY. METRIC (NO) QUANT. METRIQUE (NOMB)	12,322	18,000	34,866	30,703	35		
	QTY. IMPERIAL (NO) QUANT. IMPERIALE (NOMB)	12,322	18,000	34,866	30,703	35		
	VALUE (\$000) VALEUR (\$000)	15,780	11,144	14,686	15,107	-1	UNITED STATES ETATS-UNIS	72
50804-30	PUMP, CENTRIF, 1 STAGE-1 SUCTION, SEP CPLD POMPE CENTRIF MONO ETAG, ASPIRATION SIMPLE, COUPLAGE IND							
	QTY. METRIC (NO) QUANT. METRIQUE (NOMB)	257	181	931	999	57		
	QTY. IMPERIAL (NO) QUANT. IMPERIALE (NOMB)	257	181	931	999	57		
	VALUE (\$000) VALEUR (\$000)	855	903	1,451	3,434	58	UNITED STATES ETATS-UNIS	62
50850	PUMPS, POWER N E S POMPES MECANIQUEES N D A							
	QTY. METRIC (NO) QUANT. METRIQUE (NOMB)	300,156	422,472	414,721	477,863	17		
	QTY. IMPERIAL (NO) QUANT. IMPERIALE (NOMB)	300,156	422,472	414,721	477,863	17		
	VALUE (\$000) VALEUR (\$000)	53,089	45,047	47,550	61,235	5	UNITED STATES ETATS-UNIS	84
50850-24	PUMP, RECIP, PLUNGER TYPE, POWER POMPE ALTERNATIVE A PISTON PLONGEUR							
	QTY. METRIC (NO) QUANT. METRIQUE (NOMB)	317	767	1,803	610	24		
	QTY. IMPERIAL (NO) QUANT. IMPERIALE (NOMB)	317	767	1,803	610	24		
	VALUE (\$000) VALEUR (\$000)	4,243	1,305	5,448	6,859	17	UNITED STATES ETATS-UNIS	95
50850-31	PUMP, AXIAL FLOW, TURBINE TYPE, POWER POMPE A HELICE, A TURBINE							
	QTY. METRIC (NO) QUANT. METRIQUE (NOMB)	484	583	375	389	-7		

SEE EXPLANATORY NOTES / VOIR NOTES EXPLICATIVES

## IMPORT DATA TRENDS - TENDANCES DES DONNEES SUR L'IMPORTATION

## SECTION 3 - END PRODUCTS, INEDIBLE

## SECTION 3 - PRODUITS FINIS, NON COMESTIBLES

CODE	COMMODITY MARCHANDISE	1982	1983	1984	AVE. ANNUAL GROWTH RATE (%) 1982-1985		MAJOR COUNTRY OF EXPORT - SHARE OF IMPORT MARKET (%) 1985	
					1985	ANNUEL MOYEN	PAYS EXPORTATEUR PRINCIPAL - PART DU MARCHE DES IMPORTATIONS	
50850-31	PUMP, AXIAL FLOW, TURBINE TYPE, POWER POMPE A HELICE, A TURBINE			(CONT-D) (SUITE)				
	QTY. IMPERIAL (NO) QUANT. IMPERIALE (NOMB)	484	583	375	389	-7		
	VALUE (\$000) VALEUR (\$000)	2,466	1,668	1,657	3,057	7	UNITED STATES ETATS-UNIS	98
50850-54	PUMP, CHEMICALS, POWER POMPE POUR PRODUITS CHIMIQUES							
	QTY. METRIC (NO) QUANT. METRIQUE (NOMB)	5,575	6,418	12,154	10,692	24		
	QTY. IMPERIAL (NO) QUANT. IMPERIALE (NOMB)	5,575	6,418	12,154	10,692	24		
	VALUE (\$000) VALEUR (\$000)	2,025	2,008	4,112	3,513	20	UNITED STATES ETATS-UNIS	99
50850-63	PUMP, SUMP TYPE, POWER POMPE DE PUISARD							
	QTY. METRIC (NO) QUANT. METRIQUE (NOMB)	20,924	19,289	23,731	33,983	17		
	QTY. IMPERIAL (NO) QUANT. IMPERIALE (NOMB)	20,924	19,289	23,731	33,983	17		
	VALUE (\$000) VALEUR (\$000)	2,598	2,210	3,088	4,732	22	UNITED STATES ETATS-UNIS	88
50850-66	PUMP, SUBMERSIBLE, PORTABLE, POWERED POMPE SUBMERSIBLE MOBILE							
	QTY. METRIC (NO) QUANT. METRIQUE (NOMB)	19,867	23,262	45,784	65,830	48		
	QTY. IMPERIAL (NO) QUANT. IMPERIALE (NOMB)	19,867	23,262	45,784	65,830	48		
	VALUE (\$000) VALEUR (\$000)	2,912	2,423	6,160	8,082	40	UNITED STATES ETATS-UNIS	73
50879	PARTS OF POWER PUMPS PIECES DE POMPES MECANQUES							
	VALUE (\$000) VALEUR (\$000)	61,972	51,879	64,901	77,249	8	UNITED STATES ETATS-UNIS	88
50879-20	PUMP, CENTRIF TYPE, PARTS OF PIECES DE POMPE CENTRIFUGE							
	VALUE (\$000) VALEUR (\$000)	13,993	10,190	12,805	17,655	8	UNITED STATES ETATS-UNIS	81
50879-30	PUMP, RECIPROCATING TYPE, POWERED, PARTS OF PIECES DE POMPE ALTERNATIVE							
	VALUE (\$000) VALEUR (\$000)	4,086	2,544	2,835	3,134	-8	UNITED STATES ETATS-UNIS	89
50879-50	PUMP, ROTARY TYPE, POWERED, PARTS OF PIECES DE POMPE ROTATIVE							
	VALUE (\$000) VALEUR (\$000)	3,144	3,738	3,903	5,473	20	UNITED STATES ETATS-UNIS	94
50895	PUMPS AND PARTS N E S POMPES ET PIECES N D A							
	VALUE (\$000) VALEUR (\$000)	20,558	24,004	34,126	35,866	20	UNITED STATES ETATS-UNIS	86
50895-88	PUMP, INDUSTRIAL TYPE NES, PARTS OF PIECES NDA DE POMPE INDUSTRIELLE							
	VALUE (\$000) VALEUR (\$000)	11,125	14,896	22,099	22,166	25	UNITED STATES ETATS-UNIS	88

## IMPORT DATA TRENDS - TENDANCES DES DONNEES SUR L'IMPORTATION

## SECTION 3 - END PRODUCTS, INEDIBLE

## SECTION 3 - PRODUITS FINIS, NON COMESTIBLES

CODE	COMMODITY MARCHANDISE	1982	1983	1984	AVE. ANNUAL GROWTH RATE (%) 1982-1985 TAUX DE CROISSANCE ANNUEL MOYEN		MAJOR COUNTRY OF EXPORT - SHARE OF IMPORT MARKET (%) 1985 PAYS EXPORTATEUR PRINCIPAL - PART DU MARCHE DES IMPORTATIONS	
					1985	ANNUEL MOYEN		
50904	BOTTLE WASHING FILLING MACH & PARTS MACH A LAVER REMPLIR BOUTEILLES PCS							
	VALUE (\$000) VALEUR (\$000)	24,842	25,806	41,026	36.529	14	UNITED STATES ETATS-UNIS	79
50904-40	INSPECTION MACHINE, BOTTLE MACHINE A INSPECTER LES BOUTEILLES							
	QTY. METRIC (NO) QUANT. METRIQUE (NOMB)	24	39	128	140	79		
	QTY. IMPERIAL (NO) QUANT. IMPERIALE (NOMB)	24	39	128	140	79		
	VALUE (\$000) VALEUR (\$000)	490	978	4,166	4.544	109	UNITED STATES ETATS-UNIS	99
50904-45	FILLING MACHINE, BOTTLE, INDUSTRIAL ONLY MACHINE A REMPLIR LES BOUTEILLES, IND. SEULEMENT							
	QTY. METRIC (NO) QUANT. METRIQUE (NOMB)	77	118	105	85	3		
	QTY. IMPERIAL (NO) QUANT. IMPERIALE (NOMB)	77	118	105	85	3		
	VALUE (\$000) VALEUR (\$000)	3,751	4,159	6,097	4.143	3	UNITED STATES ETATS-UNIS	84
50904-55	LABELLING MACHINE, BOTTLE MACHINE A ETIQUETER LES BOUTEILLES							
	QTY. METRIC (NO) QUANT. METRIQUE (NOMB)	32	48	80	76	33		
	QTY. IMPERIAL (NO) QUANT. IMPERIALE (NOMB)	32	48	80	76	33		
	VALUE (\$000) VALEUR (\$000)	1,155	2,257	4,795	3.180	40	GERMANY WEST ALLEMAGNE, O.	56
50904-88	BOTTLING MACHINERY, INDUSTRIAL, PARTS OF PIECES DE MACHINE INDUSTRIELLE A EMBOUTEILLER							
	VALUE (\$000) VALEUR (\$000)	13,408	14,555	17,338	14.900	4	UNITED STATES ETATS-UNIS	85
50906	CAN WASHING FILLING MACHINES & PTS MACH. A LAVER, REMPLIR BIDONS & PCS							
	VALUE (\$000) VALEUR (\$000)	6,670	9,015	14,241	17,458	37	UNITED STATES ETATS-UNIS	95
50906-35	FILLING MACHINE, CAN MACHINE A REMPLIR LES BOITES DE CONSERVES							
	QTY. METRIC (NO) QUANT. METRIQUE (NOMB)	36	43	44	73	26		
	QTY. IMPERIAL (NO) QUANT. IMPERIALE (NOMB)	36	43	44	73	26		
	VALUE (\$000) VALEUR (\$000)	2,023	2,146	4,100	7,077	51	UNITED STATES ETATS-UNIS	93
50906-88	CANNING MACHINERY, INDUSTRIAL, PARTS OF PIECES DE MACHINE INDUSTRIELLES DE CONSERVERIE							
	VALUE (\$000) VALEUR (\$000)	2,641	4,182	5,548	6,047	31	UNITED STATES ETATS-UNIS	96
50909	HEAT SEALING MACHINERY AND PARTS MACHINES A SCELLER A CHAUD & PIECES							
	VALUE (\$000) VALEUR (\$000)	4,597	4,792	6,907	6,859	14	UNITED STATES ETATS-UNIS	75
50911	STRAPPING MACHINERY, EQUIP. & PARTS MACH. A ATTACHER, DUTILLAGE ET PCS.							
	VALUE (\$000) VALEUR (\$000)	5,345	6,199	8,588	9,311	20	UNITED STATES ETATS-UNIS	55

SEE EXPLANATORY NOTES / VOIR NOTES EXPLICATIVES

## IMPORT DATA TRENDS - TENDANCES DES DONNEES SUR L'IMPORTATION

## SECTION 3 - END PRODUCTS, INEDIBLE

## SECTION 3 - PRODUITS FINIS, NON COMESTIBLES

CODE	COMMODITY MARCHANDISE	1982	1983	1984	AVE. ANNUAL GROWTH RATE (%) 1982-1985 TAUX DE CROISSANCE 1985 ANNUEL MOYEN		MAJOR COUNTRY OF EXPORT - SHARE OF IMPORT MARKET (%) 1985 PAYS EXPORTATEUR PRINCIPAL - PART DU MARCHE DES IMPORTATIONS		
50911-88	STRAPPING MACHINERY, INDUSTRIAL, PARTS OF PIECES DE MACHINE INDUSTRIELLE A CERCLER								
	VALUE (\$000) VALEUR (\$000)	2,527	2,696	3,549	4,210	18	UNITED STATES ETATS-UNIS	70	
50914	WRAPPING, LABELLING MACHY & PTS NES MACH A ENVELOPPER ETIQUETER PCS NDA								
	VALUE (\$000) VALEUR (\$000)	13,939	14,372	22,523	24,400	20	UNITED STATES ETATS-UNIS	70	
50914-39	WRAPPING MACHINE, FOR FOOD PRODUCTS, NES MACHINE NDA A EMBALLER LES ALIMENTS								
	QTY. METRIC (NO) QUANT. METRIQUE (NOMB)	42	43	65	129	45			
	QTY. IMPERIAL (NO) QUANT. IMPERIALE (NOMB)	42	43	65	129	45			
	VALUE (\$000) VALEUR (\$000)	1,326	1,940	2,379	4,729	52	UNITED STATES ETATS-UNIS	73	
50914-88	LABELLING MACHINERY, INDUSTRIAL NES, PARTS OF PIECES NDA DE MACHINE INDUSTRIELLE A ETIQUETER								
	VALUE (\$000) VALEUR (\$000)	3,497	3,561	7,660	5,991	19	UNITED STATES ETATS-UNIS	71	
50919	PACKAGING MACHINERY AND PARTS N E S MACH. A EMPAQUETER EMBALLER PCS NDA								
	VALUE (\$000) VALEUR (\$000)	52,983	59,695	85,451	85,009	17	UNITED STATES ETATS-UNIS	63	
50919-13	PACKAGING MACH. VAC TYPE, FOOD PRODUCTS MACHINE A EMBALLER LES ALIMENTS SOUS VIDE								
	QTY. METRIC (NO) QUANT. METRIQUE (NOMB)	70	119	262	343	69			
	QTY. IMPERIAL (NO) QUANT. IMPERIALE (NOMB)	70	119	262	343	69			
	VALUE (\$000) VALEUR (\$000)	2,475	2,064	2,188	4,113	18	SWITZERLAND SUISSE	36	
50919-18	PACKAGING MACH. FOR FOOD PROD. NES PTS OF PIECES DE MACHINE A EMBALLER LES ALIMENTS NDA								
	VALUE (\$000) VALEUR (\$000)	2,752	5,130	3,948	5,876	29	UNITED STATES ETATS-UNIS	65	
50919-19	PACKAGING MACH. FOR FOOD PRODUCTS, NES MACHINE NDA A EMPAQUETER LES ALIMENTS								
	QTY. METRIC (NO) QUANT. METRIQUE (NOMB)	97	120	171	122	8			
	QTY. IMPERIAL (NO) QUANT. IMPERIALE (NOMB)	97	120	171	122	8			
	VALUE (\$000) VALEUR (\$000)	6,276	10,733	11,536	16,140	37	UNITED STATES ETATS-UNIS	55	
50919-38	PACKAGING MACHY, BOX/CARTON/CASE, NES, PARTS PIECES DE MACHINE D'EMBALLAGE NDA PR CARTONS ET CAISSES								
	VALUE (\$000) VALEUR (\$000)	3,262	6,903	5,582	5,104	16	UNITED STATES ETATS-UNIS	85	
50919-39	PACKAGING MACHY, BOX/CARTON/CASE, NES MACHINE D'EMBALLAGE NDA PR. CARTONS ET CAISSES								
	QTY. METRIC (NO) QUANT. METRIQUE (NOMB)	118	147	228	195	18			
	QTY. IMPERIAL (NO) QUANT. IMPERIALE (NOMB)	118	147	228	195	18			
	VALUE (\$000) VALEUR (\$000)	5,869	4,691	9,810	10,672	22	UNITED STATES ETATS-UNIS	63	

SEE EXPLANATORY NOTES / VOIR NOTES EXPLICATIVES

## IMPORT DATA TRENDS - TENDANCES DES DONNEES SUR L'IMPORTATION

## SECTION 3 - END PRODUCTS, INEDIBLE

## SECTION 3 - PRODUITS FINIS, NON COMESTIBLES

CODE	COMMODITY MARCHANDISE	1982	1983	1984	AVE. ANNUAL GROWTH RATE (%) 1982-1985 TAUX DE CROISSANCE 1985 ANNUEL MOYEN		MAJOR COUNTRY OF EXPORT - SHARE OF IMPORT MARKET (%) 1985 PAYS EXPORTATEUR PRINCIPAL - PART DU MARCHE DES IMPORTATIONS	
50919-88	PACKAGING MACHY, INDUSTRIAL, NES, PARTS PIECES NOA DE MACHINE INDUSTRIELLE DE CONDITIONNEMENT							
	VALUE (\$000) VALEUR (\$000)	10,299	10,068	13,634	14,755	13	UNITED STATES ETATS-UNIS	70
50929	LUBRICATION EQUIPMENT AND PARTS MATERIEL DE GRAISSAGE ET PIECES							
	VALUE (\$000) VALEUR (\$000)	10,461	10,043	11,590	13,870	10	UNITED STATES ETATS-UNIS	94
50929-88	LUBRICATION MACHY/EQUIP, INDUSTRIAL, PARTS OF PIECES D'OUTILLAGE INDUSTRIEL DE LUBRIFICATION							
	VALUE (\$000) VALEUR (\$000)	3,930	4,671	5,100	6,540	18	UNITED STATES ETATS-UNIS	97
50940	HEAT EXCHANGERS, INDUSTRIAL & PARTS ECHANGEURS THERMIQUES INDUS. & PCS.							
	VALUE (\$000) VALEUR (\$000)	54,022	61,435	24,571	29,517	-18	UNITED STATES ETATS-UNIS	80
50940-50	HEAT EXCHANGER, FOR CRYOGENIC SERVICE, IND ECHANGEUR DE CHALEUR INDUSTRIEL CRYOGENIQUE							
	QTY. METRIC (NO) QUANT. METRIQUE (NOMB)	28	22	40	57	27		
	QTY. IMPERIAL (NO) QUANT. IMPERIALE (NOMB)	28	22	40	57	27		
	VALUE (\$000) VALEUR (\$000)	2,690	4,437	2,123	3,760	12	UNITED STATES ETATS-UNIS	56
50940-88	HEAT EXCHANGER, INDUSTRIAL, PARTS OF PIECES D'ECHANGEUR DE CHALEUR INDUSTRIEL							
	VALUE (\$000) VALEUR (\$000)	8,843	14,095	6,753	8,840	0	UNITED STATES ETATS-UNIS	69
50969	FOUNDRY EQUIPMENT AND PARTS N E S MATERIEL DE FONDERIE ET PIECES NDA							
	VALUE (\$000) VALEUR (\$000)	51,984	45,887	72,189	87,745	19	UNITED STATES ETATS-UNIS	78
50969-27	DIE CASTING MACHINE, METALWORKING MACHINE DE MOULAGE SOUS PRESSION, METALLURGIE							
	QTY. METRIC (NO) QUANT. METRIQUE (NOMB)	118	15	30	22	-42		
	QTY. IMPERIAL (NO) QUANT. IMPERIALE (NOMB)	118	15	30	22	-42		
	VALUE (\$000) VALEUR (\$000)	1,895	2,362	9,629	3,673	24	UNITED STATES ETATS-UNIS	64
50969-28	CASTING MACHY, METAL, FOUNDRY, PARTS OF PIECES DE MACHINE A COULER LE METAL, FONDERIE							
	VALUE (\$000) VALEUR (\$000)	3,621	3,939	15,347	10,946	44	UNITED STATES ETATS-UNIS	70
50969-48	CORE MAKING MACHINE, FOUNDRY TYPE, NES PTS OF PIECES DE MACHINE A NOYAUTER NDA, FONDERIE							
	VALUE (\$000) VALEUR (\$000)	4,258	2,076	2,231	4,895	5	UNITED STATES ETATS-UNIS	99
50969-61	MOULDS, METAL DIE CASTING TYPE, FOUNDRY MOULE POUR LE MOULAGE DU METAL, FONDERIE							
	QTY. METRIC (NO) QUANT. METRIQUE (NOMB)	984	365	559	508	-19		
	QTY. IMPERIAL (NO) QUANT. IMPERIALE (NOMB)	984	365	559	508	-19		
	VALUE (\$000) VALEUR (\$000)	6,423	4,252	3,880	6,036	-2	UNITED STATES ETATS-UNIS	93

SEE EXPLANATORY NOTES / VOIR NOTES EXPLICATIVES

## IMPORT DATA TRENDS - TENDANCES DES DONNEES SUR L'IMPORTATION

## SECTION 3 - END PRODUCTS, INEDIBLE

## SECTION 3 - PRODUITS FINIS, NON COMESTIBLES

CODE	COMMODITY MARCHANDISE	1982	1983	1984	AVE. ANNUAL GROWTH RATE (%) 1982-1985 TAUX DE CROISSANCE 1985 ANNUEL MOYEN		MAJOR COUNTRY OF EXPORT - SHARE OF IMPORT MARKET (%) 1985 PAYS EXPORTATEUR PRINCIPAL - PART DU MARCHE DES IMPORTATIONS	
50969-65	DIE, METAL DIE CASTING TYPE, FOUNDRY MATRICE POUR COULER DU METAL, FONDERIE							
	QTY. METRIC (NO) QUANT. METRIQUE (NOMB)	51	89	193	120	33		
	QTY. IMPERIAL (NO) QUANT. IMPERIALE (NOMB)	51	89	193	120	33		
	VALUE (\$000) VALEUR (\$000)	1,394	2,659	4,731	4,534	48	UNITED STATES ETATS-UNIS	92
50969-67	PATTERNS, METAL, FOR METAL MDULDING, FOUNDRY MODELE DE METAL POUR LE MOULAGE DU METAL, FONDERIE							
	QTY. METRIC (NO) QUANT. METRIQUE (NOMB)	208	298	2,008	724	51		
	QTY. IMPERIAL (NO) QUANT. IMPERIALE (NOMB)	208	298	2,008	724	51		
	VALUE (\$000) VALEUR (\$000)	2,236	1,991	2,785	6,426	42	UNITED STATES ETATS-UNIS	92
50969-88	FOUNDRY MACHY/EQUIPMENT NES, PARTS OF PIECES D'INSTALLATION DE FONDERIE NDA							
	VALUE (\$000) VALEUR (\$000)	6,438	8,536	13,160	17,663	39	UNITED STATES ETATS-UNIS	85
50979	DUST COLLECTION & REL EQUIP & PARTS COLLECTEUR DE POUSSIERS ETC. & PCS							
	VALUE (\$000) VALEUR (\$000)	12,190	13,558	13,802	17,864	14	UNITED STATES ETATS-UNIS	84
50979-28	AIR PURIFICATION MACHY/EQUIP, IND NES, PTS OF PIECES D'APPAREIL IND. DE PURIFICATION DE L'AIR, NDA							
	VALUE (\$000) VALEUR (\$000)	3,086	2,951	4,303	4,516	13	UNITED STATES ETATS-UNIS	80
50979-29	AIR PURIFICATION MACHY/EQUIP, IND NES APPAREIL IND DE PURIFICATION DE L'AIR NDA							
	VALUE (\$000) VALEUR (\$000)	3,632	4,450	3,003	5,417	14	UNITED STATES ETATS-UNIS	87
50979-38	DUST COLLECTION MACHY/EQUIP, IND NES, PTS OF PIECES DE COLLECTEUR IND DE POUSSIERE NDA							
	VALUE (\$000) VALEUR (\$000)	3,355	3,080	3,648	4,535	10	UNITED STATES ETATS-UNIS	86
50981	INDUSTRIAL STEAM CLEAN. EQUIP & PTS INSTALL. INDUS NETTYDAGE VAPEUR PCS							
	VALUE (\$000) VALEUR (\$000)	2,472	2,592	4,107	4,282	20	UNITED STATES ETATS-UNIS	97
50983	INDUSTRIAL DRYING MACHY & PARTS NES INSTALL. INDUS DE SECHAGE & PCS NDA							
	VALUE (\$000) VALEUR (\$000)	6,927	8,965	6,463	8,076	5	UNITED STATES ETATS-UNIS	88
50983-88	DRYING MACHY, INDUSTRIAL NES, PARTS OF PIECES DE MATERIEL INDUSTRIEL DE SECHAGE, NDA							
	VALUE (\$000) VALEUR (\$000)	3,291	4,668	3,469	4,664	12	UNITED STATES ETATS-UNIS	90
50985	INDUS FILTERING MACHY FILTERS & PTS INSTALL INDUS DE FILTRATION PCS NDA							
	VALUE (\$000) VALEUR (\$000)	17,384	20,421	24,875	28,631	18	UNITED STATES ETATS-UNIS	85
50985-41	FILTER CARTRIDGE, INDUSTRIAL CARTOUCHE DE FILTRE INDUSTRIEL							
	QTY. METRIC (NO) QUANT. METRIQUE (NOMB)	617,529	817,681	878,693	855,053	11		

SEE EXPLANATORY NOTES / VOIR NOTES EXPLICATIVES

## IMPORT DATA TRENDS - TENDANCES DES DONNEES SUR L'IMPORTATION

## SECTION 3 - END PRODUCTS, INEDIBLE

## SECTION 3 - PRODUITS FINIS, NON COMESTIBLES

CODE	COMMODITY MARCHANDISE	1982	1983	1984	AVE. ANNUAL GROWTH RATE (%) 1982-1985 TAUX DE CROISSANCE 1985 ANNUEL MOYEN		MAJOR COUNTRY OF EXPORT - SHARE OF IMPORT MARKET (%) 1985 PAYS EXPORTATEUR PRINCIPAL - PART DU MARCHE DES IMPORTATIONS	
50985-41	FILTER CARTRIDGE, INDUSTRIAL CARTOUCHE DE FILTRE INDUSTRIEL			(CONT-D) (SUITE)				
	QTY. IMPERIAL (NO) QUANT. IMPERIALE (NOMB)	617,529	817,681	878,693	855,053	11		
	VALUE (\$000) VALEUR (\$000)	2,388	3,246	3,652	5,379	31	UNITED STATES ETATS-UNIS	97
50985-49	FILTER ELEMENT, INDUSTRIAL, NES ELEMENT DE FILTRE INDUSTRIEL, NDA							
	QTY. METRIC (NO) QUANT. METRIQUE (NOMB)	157,094	158,183	182,856	293,746	23		
	QTY. IMPERIAL (NO) QUANT. IMPERIALE (NOMB)	157,094	158,183	182,856	293,746	23		
	VALUE (\$000) VALEUR (\$000)	1,979	2,722	3,161	4,114	27	UNITED STATES ETATS-UNIS	79
50985-88	FILTERING MACHY, INDUSTRIAL NES, PARTS OF PIECES, NDA, D'APPAREILS DE FILTRATION INDUSTRIEL							
	VALUE (\$000) VALEUR (\$000)	11,037	11,499	14,520	16,188	14	UNITED STATES ETATS-UNIS	82
50987	INDUS. SEPARATORS CENTRIFUGAL & PTS SEPARATEURS INDUS. CENTRIFUGES, PCS							
	VALUE (\$000) VALEUR (\$000)	7,866	6,304	7,921	8,123	1	UNITED STATES ETATS-UNIS	70
50987-88	SEPARATORS, CENTRIFUGAL, IND TYPE, NES, PARTS PIECES, NDA, DE SEPARATEUR CENTRIFUGE, INDUSTRIEL							
	VALUE (\$000) VALEUR (\$000)	4,031	4,540	4,775	4,339	3	UNITED STATES ETATS-UNIS	71
50989	INDUSTRIAL SPRAYING EQUIPMENT & PTS VAPORISATEURS INDUSTRIELS ET PIECES							
	VALUE (\$000) VALEUR (\$000)	16,280	26,409	26,839	35,733	30	UNITED STATES ETATS-UNIS	73
50989-23	GUNS, SPRAY, PAINT, HAND OPERATED PISTOLET A MAIN A PULVERISER LA PEINTURE							
	QTY. METRIC (NO) QUANT. METRIQUE (NOMB)	38,433	81,216	94,585	126,923	48		
	QTY. IMPERIAL (NO) QUANT. IMPERIALE (NOMB)	38,433	81,216	94,585	126,923	48		
	VALUE (\$000) VALEUR (\$000)	1,821	3,206	3,472	5,502	44	UNITED STATES ETATS-UNIS	50
50989-28	SPRAYING MACHINE, PAINT, INDUSTRIAL, PARTS OF PIECES DE PULVERISATEUR DE PEINTURE, INDUSTRIEL							
	VALUE (\$000) VALEUR (\$000)	4,232	10,908	8,591	12,843	44	UNITED STATES ETATS-UNIS	76
50989-29	SPRAYING MACHINERY, PAINT, NES MATERIEL DE PULVERISATION DE PEINTURE, NDA							
	QTY. METRIC (NO) QUANT. METRIQUE (NOMB)	2,882	1,435	1,827	4,486	16		
	QTY. IMPERIAL (NO) QUANT. IMPERIALE (NOMB)	2,882	1,435	1,827	4,486	16		
	VALUE (\$000) VALEUR (\$000)	1,385	1,997	2,621	3,911	41	UNITED STATES ETATS-UNIS	86
50989-88	SPRAYING MACH/EQUIP INDUSTRIAL NES, PTS OF PIECES, NDA, DE MATERIEL DE PULVERISATION INDUSTRIEL							
	VALUE (\$000) VALEUR (\$000)	4,238	4,613	4,881	7,868	23	UNITED STATES ETATS-UNIS	79



## IMPORT DATA TRENDS - TENDANCES DES DONNEES SUR L'IMPORTATION

## SECTION 3 - END PRODUCTS, INEDIBLE

## SECTION 3 - PRODUITS FINIS, NON COMESTIBLES

CODE	COMMODITY MARCHANDISE	1982	1983	1984	AVE. ANNUAL GROWTH RATE (%) 1982-1985 TAUX DE CROISSANCE ANNUEL MOYEN		MAJOR COUNTRY OF EXPORT - SHARE OF IMPORT MARKET (%) 1985 PAYS EXPORTATEUR PRINCIPAL - PART DU MARCHE DES IMPORTATIONS		
					1985	ANNUEL MOYEN			
50991	INDUS STAPLER STITCHER TACKER & PTS BROCHEUSES & CLOUEUSES INDUS. & PCS	VALUE (\$000) VALEUR (\$000)	3,242	5,207	5,397	6,962	29	UNITED STATES ETATS-UNIS	74
50999	GEN PURPOSE INDOUST MACHY & PTS NES MACH INDUS. USAGE GENERAL & PCS NDA	VALUE (\$000) VALEUR (\$000)	32,145	30,358	34,873	39,094	7	UNITED STATES ETATS-UNIS	79
50992-88	CLEANING MACHINE, INDUSTRIAL NES, PARTS OF PIECES DE MACHINE IND OE NETTOYAGE NDA	VALUE (\$000) VALEUR (\$000)	3,011	3,250	3,592	4,066	10	UNITED STATES ETATS-UNIS	83
50993-88	MIXING MACHINE, INDUSTRIAL NES, PARTS OF PIECES, DE MELANGEUR INDUSTRIEL NDA	VALUE (\$000) VALEUR (\$000)	2,685	2,170	2,442	3,604	10	UNITED STATES ETATS-UNIS	84
50999-88	GENERAL PURPOSE INDOUST MACHY NES, PARTS OF PIECES, NDA, DE MACHINE INDUSTRIELLE, D'USAGE GEN.	VALUE (\$000) VALEUR (\$000)	5,264	5,484	5,789	6,889	9	UNITED STATES ETATS-UNIS	77
51112	PNEUMATIC TUBE SYSTEMS AND PARTS CONVOYEURS PNEUMATIQUES ET PIECES	VALUE (\$000) VALEUR (\$000)	1,587	1,747	2,249	2,745	20	UNITED STATES ETATS-UNIS	48
51140	AERIAL CABLEWAYS AND PARTS CABLES AERIENS TELEPHERIQUES ET PCS	VALUE (\$000) VALEUR (\$000)	1,967	1,018	2,912	5,940	44	AUSTRIA AUTRICHE	49
51140-88	AERIAL CABLEWAY, PARTS OF PIECES DE TELEFERIQUE	VALUE (\$000) VALEUR (\$000)	1,602	898	2,501	5,046	46	AUSTRIA AUTRICHE	49
51181	CONVEYORS & CONVEYING SYSTEMS N E S CONVOYEURS ET ENSEMBLES N D A	VALUE (\$000) VALEUR (\$000)	24,856	25,906	27,073	32,162	9	UNITED STATES ETATS-UNIS	79
51199	PARTS FOR CONVEYORS AND SYSTEMS NES PCS DE CONVOYEURS ET ENSEMB. N D A	VALUE (\$000) VALEUR (\$000)	42,123	37,770	42,388	48,847	5	UNITED STATES ETATS-UNIS	73
51224	PASSENGER ELEVATORS ESCALATORS & PT ASCENSEURS ET ESCALATORS ET PIECES	QTY. METRIC (ND) QUANT. METRIQUE (NOMB)	430	591	1,293	994	32		
		QTY. IMPERIAL (NO) QUANT. IMPERIALE (NOMB)	430	591	1,293	994	32		
		VALUE (\$000) VALEUR (\$000)	19,048	20,251	28,218	28,770	15	UNITED STATES ETATS-UNIS	77
51224-22	ELEVATOR, PASSENGER TYPE, HYDRAULIC OPERATED ASCENSEUR HYDRAULIQUE POUR PASSAGERS	QTY. METRIC (NO) QUANT. METRIQUE (NOMB)	73	192	380	344	67		

## IMPORT DATA TRENDS - TENDANCES DES DONNEES SUR L'IMPORTATION

## SECTION 3 - END PRODUCTS, INEDIBLE

## SECTION 3 - PRODUITS FINIS, NON COMESTIBLES

CODE	COMMOITY MARCHANDISE	1982	1983	1984	AVE. ANNUAL GROWTH RATE (%) 1982-1985 TAUX DE CROISSANCE ANNUEL MOYEN		MAJOR COUNTRY OF EXPORT - SHARE OF IMPORT MARKET (%) 1985 PAYS EXPORTATEUR PRINCIPAL - PART DU MARCHE DES IMPORTATIONS	
					1985	1986		
51224-22	ELEVATOR, PASSENGER TYPE, HYDRAULIC OPERATED ASCENSEUR HYDRAULIQUE POUR PASSAGERS			(CONT-D) (SUITE)				
	QTY. IMPERIAL (NO) QUANT. IMPERIALE (NOMB)	73	192	380	344	67		
	VALUE (\$000) VALEUR (\$000)	1,146	2,756	6,824	5,455	67	UNITED STATES ETATS-UNIS	99
51224-28	ELEVATOR, PASSENGER TYPE, PARTS OF PIECES D'ASCENSEUR POUR PASSAGERS							
	VALUE (\$000) VALEUR (\$000)	10,968	9,897	12,246	15,194	11	UNITED STATES ETATS-UNIS	86
51224-41	ESCALATOR, PASSENGER TYPE ESCALIER MECANIQUE POUR PASSAGERS							
	QTY. METRIC (NO) QUANT. METRIQUE (NOMB)	19	41	68	90	67		
	QTY. IMPERIAL (NO) QUANT. IMPERIALE (NOMB)	19	41	68	90	67		
	VALUE (\$000) VALEUR (\$000)	1,355	3,539	3,212	4,024	43	GERMANY WEST ALLEMAGNE, O.	66
51226	FREIGHT & SIDEWALK ELEVATORS & PTS MONTE-CHARGE & DE TROTTOIRS & PCS.							
	QTY. METRIC (NO) QUANT. METRIQUE (NOMB)	151	152	293	164	3		
	QTY. IMPERIAL (NO) QUANT. IMPERIALE (NOMB)	151	152	293	164	3		
	VALUE (\$000) VALEUR (\$000)	2,785	1,786	2,189	1,863	-12	UNITED STATES ETATS-UNIS	55
51315	CRANES AND DERRICKS GRUES ET DERRICKS							
	QTY. METRIC (NO) QUANT. METRIQUE (NOMB)	917	640	901	1,304	12		
	QTY. IMPERIAL (NO) QUANT. IMPERIALE (NOMB)	917	640	901	1,304	12		
	VALUE (\$000) VALEUR (\$000)	71,641	31,114	22,527	48,049	-12	UNITED STATES ETATS-UNIS	67
51315-29	CRANE, INDUSTRIAL TYPE, NES GRUE INDUSTRIELLE NOA							
	QTY. METRIC (NO) QUANT. METRIQUE (NOMB)	53	54	133	177	49		
	QTY. IMPERIAL (NO) QUANT. IMPERIALE (NOMB)	53	54	133	177	49		
	VALUE (\$000) VALEUR (\$000)	3,605	675	1,025	5,263	13	NETHERLANDS PAYS-BAS	51
51315-46	CRANE, FOR USE ON SHIPS, BOATS OR BARGES GRUE FLOTTANTE							
	QTY. METRIC (NO) QUANT. METRIQUE (NOMB)	49	61	54	43	-4		
	QTY. IMPERIAL (NO) QUANT. IMPERIALE (NOMB)	49	61	54	43	-4		
	VALUE (\$000) VALEUR (\$000)	4,387	6,263	1,352	3,831	-4	UNITED STATES ETATS-UNIS	56
51315-52	CRANE, HYD EXT BOOM, INTEG WAGON MOUNTED GRUE HYDRAULIQUE A FLECHE TELESCOPIQUE INTEGREE SUR WAGON							
	QTY. METRIC (NO) QUANT. METRIQUE (NOMB)	143	31	26	33	-38		
	QTY. IMPERIAL (NO) QUANT. IMPERIALE (NOMB)	143	31	26	33	-38		

SEE EXPLANATORY NOTES / VOIR NOTES EXPLICATIVES

## IMPORT DATA TRENDS - TENDANCES DES DONNEES SUR L'IMPORTATION

## SECTION 3 - END PRODUCTS, INEDIBLE

## SECTION 3 - PRODUITS FINIS, NON COMESTIBLES

CODE	COMMODITY MARCHANDISE	1982	1983	1984	AVE. ANNUAL GROWTH RATE (%) 1982-1985 TAUX DE CROISSANCE ANNUEL MOYEN		MAJOR COUNTRY OF EXPDRT - SHARE OF IMPORT MARKET (%) 1985 PAYS EXPORTATEUR PRINCIPAL - PART DU MARCHE DES IMPORTATIONS	
					1985	ANNUEL MOYEN		
51315-52	CRANE, HYD EXT BOOM, INTEG WAGON MOUNTED GRUE HYDRAULIQUE A FLECHE TELESCOPIQUE INTEGREE SUR WAGON			(CONT-D) (SUITE)				
	VALUE (\$000) VALEUR (\$000)	20,381	6,079	5,461	6,598	-31	UNITED STATES ETATS-UNIS	66
51315-53	CRANE, HYD EXT BOOM, NON-INTEG TRUCK MOUNT GRUE HYDRAULIQUE A FLECHE TELESCOPIQUE NON INTEG SUR CAM							
	QTY. METRIC (NO) QUANT. METRIQUE (NOMB)	223	210	338	563	36		
	QTY. IMPERIAL (NO) QUANT. IMPERIALE (NOMB)	223	210	338	563	36		
	VALUE (\$000) VALEUR (\$000)	8,002	2,826	4,308	6,995	-4	UNITED STATES ETATS-UNIS	27
51315-55	CRANE, TOWER TYPE, CLIMBING, CONSTRUCTION GRUE HYD. A COLONNE DE RALLONGE, CONSTRUCTION							
	QTY. METRIC (NO) QUANT. METRIQUE (NOMB)	43	13	11	11	-36		
	QTY. IMPERIAL (NO) QUANT. IMPERIALE (NOMB)	43	13	11	11	-36		
	VALUE (\$000) VALEUR (\$000)	6,460	1,944	1,564	10,676	18	UNITED STATES ETATS-UNIS	92
51317	PARTS OF CRANES AND DERRICKS PIECES DE GRUES ET DERRICKS							
	VALUE (\$000) VALEUR (\$000)	33,080	19,931	33,024	42,329	8	UNITED STATES ETATS-UNIS	75
51317-20	CRANE, INDUSTRIAL TYPE, PARTS OF PIECES DE GRUE INDUSTRIELLE							
	VALUE (\$000) VALEUR (\$000)	10,890	5,028	10,375	14,240	9	UNITED STATES ETATS-UNIS	79
51317-60	CRANE, CONSTRUCTION TYPE, MOBILE, PARTS OF PIECES DE GRUE MOBILE, CONSTR.							
	VALUE (\$000) VALEUR (\$000)	4,537	2,628	4,180	3,327	-10	UNITED STATES ETATS-UNIS	67
51327	INDUSTRIAL HOISTS AND LIFTS APP. DE LEVAGE, MONTE-CHARGE INDUS.							
	QTY. METRIC (NO) QUANT. METRIQUE (NOMB)	23,381	40,910	34,092	44,527	24		
	QTY. IMPERIAL (NO) QUANT. IMPERIALE (NOMB)	23,381	40,910	34,092	44,527	24		
	VALUE (\$000) VALEUR (\$000)	21,538	16,887	18,571	28,692	10	UNITED STATES ETATS-UNIS	83
51327-61	LIFT, AERIAL TYPE, FOR PERSONNEL TELEPHERIQUE POUR PERSONNEL							
	QTY. METRIC (NO) QUANT. METRIQUE (NOMB)	460	440	602	918	26		
	QTY. IMPERIAL (NO) QUANT. IMPERIALE (NOMB)	460	440	602	918	26		
	VALUE (\$000) VALEUR (\$000)	8,860	6,228	7,777	15,347	20	UNITED STATES ETATS-UNIS	99
51328	PARTS OF INDUSTRIAL HOISTS & LIFTS PCS. DE LEVAGE, MONTE-CHARGE INDUS.							
	VALUE (\$000) VALEUR (\$000)	8,904	5,991	10,861	12,990	13	UNITED STATES ETATS-UNIS	71

## IMPORT DATA TRENDS - TENDANCES DES DONNEES SUR L'IMPORTATION

## SECTION 3 - END PRODUCTS, INEDIBLE

## SECTION 3 - PRODUITS FINIS, NON COMESTIBLES

CODE	COMMODITY MARCHANDISE	1982	1983	1984	AVE. ANNUAL GROWTH RATE (%) 1982-1985 TAUX DE CROISSANCE ANNUEL MOYEN		MAJOR COUNTRY OF EXPORT - SHARE OF IMPORT MARKET (%) 1985 PAYS EXPORTATEUR PRINCIPAL - PART DU MARCHE DES IMPORTATIONS		
					1985	ANNUEL MOYEN			
51332	WINCHES AND WINDLASSES TREUILS								
	QTY. METRIC (NO) QUANT. METRIQUE (NOMB)	35,890	32,341	42,956	43,654	7			
	QTY. IMPERIAL (NO) QUANT. IMPERIALE (NOMB)	35,890	32,341	42,956	43,654	7			
	VALUE (\$000) VALEUR (\$000)	10,700	7,961	12,812	14,438	10	UNITED STATES ETATS-UNIS	86	
51332-30	WINCH, AUTOMOTIVE TYPE TREUIL AUTOMOTEUR								
	QTY. METRIC (NO) QUANT. METRIQUE (NOMB)	12,510	9,417	17,876	18,949	15			
	QTY. IMPERIAL (NO) QUANT. IMPERIALE (NOMB)	12,510	9,417	17,876	18,949	15			
	VALUE (\$000) VALEUR (\$000)	1,942	1,993	2,667	3,446	21	UNITED STATES ETATS-UNIS	99	
51332-35	WINCH, HYDRAULIC OPERATED TREUIL HYDRAULIQUE								
	QTY. METRIC (NO) QUANT. METRIQUE (NOMB)	745	731	773	1,411	23			
	QTY. IMPERIAL (NO) QUANT. IMPERIALE (NOMB)	745	731	773	1,411	23			
	VALUE (\$000) VALEUR (\$000)	1,674	717	1,735	3,574	29	UNITED STATES ETATS-UNIS	89	
51336	PARTS OF WINCHES AND WINDLASSES PIECES DE TREUILS								
	VALUE (\$000) VALEUR (\$000)	3,767	3,595	3,816	4,843	9	UNITED STATES ETATS-UNIS	71	
51399	HOISTING MACHINERY AND PARTS N E S MACHINE DE LEVAGE ET PIECES N O A								
	VALUE (\$000) VALEUR (\$000)	3,006	2,217	3,227	4,860	17	UNITED STATES ETATS-UNIS	65	
51412	LIFT TRUCKS, INDUSTRIAL, ELECTRIC CHARIOTS ELEVATEURS INDUSTRIEL ELEC								
	QTY. METRIC (NO) QUANT. METRIQUE (NOMB)	1,177	1,209	2,140	2,917	35			
	QTY. IMPERIAL (NO) QUANT. IMPERIALE (NOMB)	1,177	1,209	2,140	2,917	35			
	VALUE (\$000) VALEUR (\$000)	13,456	11,025	24,859	32,948	34	UNITED STATES ETATS-UNIS	57	
51412-30	LIFT TRUCK, FACTORY/WHSE ELECTRIC CHARIOT ELEVATEUR A FOURCHE D'ENTREPOT, ELECTRIQUE								
	QTY. METRIC (NO) QUANT. METRIQUE (NOMB)	689	770	1,791	2,663	56			
	QTY. IMPERIAL (NO) QUANT. IMPERIALE (NOMB)	689	770	1,791	2,663	56			
	VALUE (\$000) VALEUR (\$000)	9,873	8,661	21,614	30,643	45	UNITED STATES ETATS-UNIS	56	
51415	LIFT TRUCKS, INDUSTRIAL POWERED NES CHARIOTS ELEVATEURS INDUS MECAN NDA								
	QTY. METRIC (NO) QUANT. METRIQUE (NOMB)	875	1,119	2,160	3,269	55			

SEE EXPLANATORY NOTES / VOIR NOTES EXPLICATIVES

## IMPORT DATA TRENDS - TENDANCES DES DONNEES SUR L'IMPORTATION

## SECTION 3 - END PRODUCTS, INEDIBLE

## SECTION 3 - PRODUITS FINIS, NON COMESTIBLES

CODE	COMMODITY MARCHANDISE	1982	1983	1984	AVE. ANNUAL GROWTH RATE (%) 1982-1985 TAUX DE CROISSANCE 1985 ANNUEL MOYEN		MAJDR COUNTRY OF EXPORT - SHARE OF IMPORT MARKET (%) 1985 PAYS EXPORTATEUR PRINCIPAL - PART DU MARCHE DES IMPORTATIONS	
					1985	ANNUEL MOYEN		
51415	LIFT TRUCKS, INDUSTRIAL POWERED NES CHARIOTS ELEVATEURS INDUS MECAN NDA			(CONT-D) (SUITE)				
	QTY. IMPERIAL (NO) QUANT. IMPERIALE (NOMB)	875	1,119	2,160	3,269	55		
	VALUE (\$000) VALEUR (\$000)	16,722	18,652	42,660	64,627	56	UNITED STATES ETATS-UNIS	40
51415-71	LIFT TRUCK, FACTORY/WHSE, GASOLINE POWERED CHARIOT ELEVATEUR D'ENTREPOT A MOTEUR A ESSENCE							
	QTY. METRIC (NO) QUANT. METRIQUE (NOMB)	507	743	1,568	2,323	65		
	QTY. IMPERIAL (NO) QUANT. IMPERIALE (NOMB)	507	743	1,568	2,323	65		
	VALUE (\$000) VALEUR (\$000)	5,827	8,025	20,425	28,184	68	JAPAN JAPON	67
51415-72	LIFT TRUCK, FACTORY/WHSE, DIESEL POWERED CHARIOT ELEVATEUR D'ENTREPOT, A MOTEUR DIESEL							
	QTY. METRIC (NO) QUANT. METRIQUE (NOMB)	100	142	262	693	89		
	QTY. IMPERIAL (NO) QUANT. IMPERIALE (NOMB)	100	142	262	693	89		
	VALUE (\$000) VALEUR (\$000)	6,924	7,295	12,587	28,253	59	UNITED STATES ETATS-UNIS	51
51415-73	LIFT TRUCK, FACTORY/WHSE, LP GAS POWERED CHARIOT ELEV D'ENTREPOT, A MOTEUR A ESS. GPL							
	QTY. METRIC (NO) QUANT. METRIQUE (NOMB)	189	104	241	200	2		
	QTY. IMPERIAL (NO) QUANT. IMPERIALE (NDMB)	189	104	241	200	2		
	VALUE (\$000) VALEUR (\$000)	2,761	1,426	4,716	3,110	4	UNITED STATES ETATS-UNIS	52
51419	PARTS OF INDUSTRIAL LIFT TRUCKS PIECES DE CHARIOTS ELEVATEURS INDUS							
	VALUE (\$000) VALEUR (\$000)	42,357	52,407	76,475	81,691	24	UNITED STATES ETATS-UNIS	88
51419-79	LIFT TRUCK, IND ELEC. ACCESS & PARTS OF NES PIECES ET ACC. DE CHARIDT ELEV. ELECTRIQUE, INDUS, NDA							
	VALUE (\$000) VALEUR (\$000)	11,230	15,542	25,695	28,169	35	UNITED STATES ETATS-UNIS	91
51439	INDUSTRIAL TRUCKS TRACTORS & PT NES CAMIONS, TRACTEURS INDUS. & PCS NDA							
	QTY. METRIC (NO) QUANT. METRIQUE (NOMB)	874	739	966	1,473	19		
	QTY. IMPERIAL (NO) QUANT. IMPERIALE (NOMB)	874	739	966	1,473	19		
	VALUE (\$000) VALEUR (\$000)	11,341	10,746	20,125	18,268	17	UNITED STATES ETATS-UNIS	81
51439-88	TRUCKS, INDUSTRIAL, NES, PARTS OF PIECES DE CHARIOT, INDUSTRIEL, NDA							
	VALUE (\$000) VALEUR (\$000)	3,579	3,198	5,246	5,684	17	UNITED STATES ETATS-UNIS	86
51931	WOODLAND LDG HANDLING EQUIPMENT MATERIEL FOREST. MANUTENTION BILLES							
	QTY. METRIC (ND) QUANT. METRIQUE (NOMB)	108	253	328	434	58		

## IMPORT DATA TRENDS - TENDANCES DES DONNEES SUR L'IMPORTATION

## SECTION 3 - END PRODUCTS, INEDIBLE

## SECTION 3 - PRODUITS FINIS, NON COMESTIBLES

CODE	COMMODITY MARCHANDISE		1982	1983	1984	AVE. ANNUAL GROWTH RATE (%) 1982-1985		MAJOR COUNTRY OF EXPORT - SHARE OF IMPORT MARKET (%) 1985	
						1985	ANNUEL MOYEN	PAYS EXPORTATEUR PRINCIPAL - PART DU MARCHE DES IMPORTATIONS	
51931	WOODLAND LOG HANDLING EQUIPMENT MATERIEL FOREST. MANUTENTION BILLES				(CONT-D) (SUITE)				
	QTY. IMPERIAL (NO)		108	253	328	434	58		
	QUANT. IMPERIALE (NOMB)								
	VALUE (\$000)		5,152	15,564	19,988	24,900	68	UNITED STATES	96
	VALEUR (\$000)							ETATS-UNIS	
51931-23	SKIDDER, LOG, LOG HANDLING, 100-139 HP GLISSIERE POUR GRUMES, MANUTENTION DE GRUMES, 100-139 HP								
	QTY. METRIC (NO)		3	32	49	102	220		
	QUANT. METRIQUE (NOMB)								
	QTY. IMPERIAL (NO)		3	32	49	102	220		
	QUANT. IMPERIALE (NOMB)								
	VALUE (\$000)		53	2,204	3,412	6,832	397	UNITED STATES	100
	VALEUR (\$000)							ETATS-UNIS	
51931-24	SKIDDER, LOG, LOG HANDLING, 140 HP & OVER GLISSIERE POUR GRUMES, MANU DE GRUMES, 140 HP ET PL								
	QTY. METRIC (NO)		6	39	38	56	109		
	QUANT. METRIQUE (NOMB)								
	QTY. IMPERIAL (NO)		6	39	38	56	109		
	QUANT. IMPERIALE (NOMB)								
	VALUE (\$000)		784	4,182	4,746	5,833	94	UNITED STATES	97
	VALEUR (\$000)							ETATS-UNIS	
51931-31	LOADER, LOG, INTEG TRACTOR TYPE, LOG HANDLING CHARGEUR DE GRUMES, A TRACT INTEG MANUTENTION DE GRUMES								
	QTY. METRIC (NO)		24	46	67	55	31		
	QUANT. METRIQUE (NOMB)								
	QTY. IMPERIAL (NO)		24	46	67	55	31		
	QUANT. IMPERIALE (NOMB)								
	VALUE (\$000)		2,300	4,712	4,686	4,663	26	UNITED STATES	97
	VALEUR (\$000)							ETATS-UNIS	
51931-32	LOADER, LOG, INTEG CARRIER TYPE, LOG HANDLING CHARGEUR DE GRUMES, TRANSP, INTEG. MANU. DE GRUMES								
	QTY. METRIC (NO)		19	95	101	134	91		
	QUANT. METRIQUE (NOMB)								
	QTY. IMPERIAL (NO)		19	95	101	134	91		
	QUANT. IMPERIALE (NOMB)								
	VALUE (\$000)		548	3,089	3,004	3,655	87	UNITED STATES	100
	VALEUR (\$000)							ETATS-UNIS	
51939	PARTS, WOODLAND LOG HANDLING EQUIP. PCS DE MATERIEL FOREST. MANUTENTION								
	VALUE (\$000)		22,630	64,194	117,239	84,565	55	UNITED STATES	93
	VALEUR (\$000)							ETATS-UNIS	
51939-21	TRANSMISSIONS, LOG SKIDDER TRANSMISSION, GLISSIERE POUR GRUMES								
	VALUE (\$000)		1,832	7,112	15,595	10,572	85	UNITED STATES	98
	VALEUR (\$000)							ETATS-UNIS	
51939-29	SKIDDER, LOG, TRACTOR TYPE, PARTS OF, NES PIECES DE GLISSIERE POUR GRUMES, TYPE TRACTEUR, NDA								
	VALUE (\$000)		10,522	36,243	72,344	43,488	60	UNITED STATES	93
	VALEUR (\$000)							ETATS-UNIS	
51939-39	LOADER, LOG, INTEG TRACTOR TYPE, PARTS, NES PIECES DE CHARGEUR DE GRUMES, TYPE TRACTEUR, INTEG., NDA								
	VALUE (\$000)		1,248	1,944	3,653	4,969	58	UNITED STATES	84
	VALEUR (\$000)							ETATS-UNIS	

## IMPORT DATA TRENDS - TENDANCES DES DONNEES SUR L'IMPORTATION

## SECTION 3 - END PRODUCTS, INEDIBLE

## SECTION 3 - PRODUITS FINIS, NON COMESTIBLES

CODE	COMMODITY MARCHANDISE	1982	1983	1984	AVE. ANNUAL GROWTH RATE (%) 1982-1985 TAUX DE CROISSANCE ANNUEL MOYEN		MAJOR COUNTRY OF EXPORT - SHARE OF IMPORT MARKET (%) 1985 PAYS EXPORTATEUR PRINCIPAL - PART DU MARCHE DES IMPORTATIONS	
					1985	ANNUEL MOYEN		
51999	MATERIALS HANDLING EQUIP. & PTS NES OUTILLAGE DE MANUT. MAT., PCS. NOA							
	VALUE (\$000) VALEUR (\$000)	42,022	46,676	48,610	73,501	20	UNITED STATES ETATS-UNIS	56
51999-49	CHARGE & DECHARGE EQUIP, FURNACE NES MATERIEL DE CHARG. & DECHARGEMENT DE HAUT FOURNEAU, NDA							
	QTY. METRIC (NO) QUANT. METRIQUE (NOMB)	0	3	4	6	N.A.		
	QTY. IMPERIAL (NO) QUANT. IMPERIALE (NOMB)	0	3	4	6	N.A.		
	VALUE (\$000) VALEUR (\$000)	0	375	1,499	3,971	N.A.	UNITED STATES ETATS-UNIS	57
51999-73	CARTS, HAND. IND MATERIAL HANLING CHARIOT DE MANUTENTION A BRAS POUR MATERIAUX IND.							
	QTY. METRIC (NO) QUANT. METRIQUE (NOMB)	70,817	154,830	145,198	110,570	16		
	QTY. IMPERIAL (NO) QUANT. IMPERIALE (NOMB)	70,817	154,830	145,198	110,570	16		
	VALUE (\$000) VALEUR (\$000)	2,903	3,420	4,643	5,423	23	UNITED STATES ETATS-UNIS	72
51999-88	MATERIALS HANDLING EQUIPMENT, NES, PARTS OF PIECES POUR MATERIEL DE MANUTENTION DES MATERIAUX, NOA							
	VALUE (\$000) VALEUR (\$000)	10,256	14,632	13,778	14,767	13	UNITED STATES ETATS-UNIS	71
52101	CORE DRILLS & CORE DRILL BITS & PTS SONOEUSES A CAROTTES, FORETS ET PCS							
	VALUE (\$000) VALEUR (\$000)	1,796	1,754	3,582	7,005	57	UNITED STATES ETATS-UNIS	85
52101-28	CORE DRILL, DIAMOND TYPE, EARTH/ROCK, PARTS PIECES DE CAROTTIER AU DIAMANT, SOL ET ROC							
	VALUE (\$000) VALEUR (\$000)	925	588	1,409	3,341	53	UNITED STATES ETATS-UNIS	91
52103	ROCK DRILLS N E S PERFORATRICES DE ROCHES NOA							
	QTY. METRIC (NO) QUANT. METRIQUE (NOMB)	557	607	771	808	13		
	QTY. IMPERIAL (NO) QUANT. IMPERIALE (NOMB)	557	607	771	808	13		
	VALUE (\$000) VALEUR (\$000)	15,798	18,462	17,038	17,715	4	UNITED STATES ETATS-UNIS	69
52103-20	ROCK DRILL, ROTARY TYPE, CARRIER MOUNTED MARTEAU PNEUMATIQUE ROTATIF MONTE SUR CHARIOT							
	QTY. METRIC (NO) QUANT. METRIQUE (NOMB)	46	38	66	71	15		
	QTY. IMPERIAL (NO) QUANT. IMPERIALE (NOMB)	46	38	66	71	15		
	VALUE (\$000) VALEUR (\$000)	6,803	11,672	10,556	12,006	21	UNITED STATES ETATS-UNIS	77
52105	ROCK DRILL PARTS N E S PCS DE PERFOR. DE ROCHES N D A							
	VALUE (\$000) VALEUR (\$000)	33,977	23,605	36,915	42,013	7	UNITED STATES ETATS-UNIS	41
52105-20	ROCK DRILL, RDTARY, CARRIER MOUNTED, PARTS OF PIECES DE MARTEAU PNEU ROTATIF MONTE SUR CHARIDT							
	VALUE (\$000) VALEUR (\$000)	5,883	11,496	17,391	16,339	40	UNITED STATES ETATS-UNIS	48

SEE EXPLANATORY NOTES / VOIR NOTES EXPLICATIVES

## IMPORT DATA TRENDS - TENDANCES DES DONNEES SUR L'IMPORTATION

## SECTION 3 - END PRODUCTS, INEDIBLE

## SECTION 3 - PRODUITS FINIS, NON COMESTIBLES

CODE	COMMODITY MARCHANDISE	1982	1983	1984	AVE. ANNUAL GROWTH RATE (%) 1982-1985 TAUX DE CROISSANCE 1985 ANNUEL MOYEN		MAJOR COUNTRY OF EXPDRT - SHARE OF IMPORT MARKET (%) 1985 PAYS EXPDRTATEUR PRINCIPAL - PART DU MARCHE DES IMPORTATIONS	
52105-70	DRILL ROD, AS PARTS OF ROCK DRILLS TIGE DE FORAGE, PIECES DE MARTEAU PNEUMATIQUE							
	VALUE (\$000) VALEUR (\$000)	3,887	1,880	2,955	4,886	8	SWEDEN SUEDE	68
52107	ROCK DRILL BITS, ROTARY TYPE FLEURETS DE PERFORATRICES ROTATIVES							
	QTY. METRIC (NO) QUANT. METRIQUE (NOMB)	38,947	40,832	53,882	63,522	17		
	QTY. IMPERIAL (NO) QUANT. IMPERIALE (NOMB)	38,947	40,832	53,882	63,522	17		
	VALUE (\$000) VALEUR (\$000)	74,832	73,879	85,112	112,381	14	UNITED STATES ETATS-UNIS	93
52107-20	ROCK DRILL BIT, ROTARY, TUNGSTEN CARBIDE TREPAN A MOLETTES ROTATIF, CARBURE DE TUNGSTENE							
	QTY. METRIC (NO) QUANT. METRIQUE (NOMB)	10,224	9,747	10,506	16,746	18		
	QTY. IMPERIAL (NO) QUANT. IMPERIALE (NOMB)	10,224	9,747	10,506	16,746	18		
	VALUE (\$000) VALEUR (\$000)	35,943	47,952	44,253	65,323	22	UNITED STATES ETATS-UNIS	90
52107-88	ROCK DRILL BIT, ROTARY, PARTS OF PIECES DE TREPAN A MOLETTES ROTATIF							
	VALUE (\$000) VALEUR (\$000)	6,436	3,197	5,659	5,857	-3	UNITED STATES ETATS-UNIS	98
52112	ROCK DRILL BITS N E S FLEURETS DE PERFORATRICES N D A							
	QTY. METRIC (NO) QUANT. METRIQUE (NOMB)	394,851	336,429	354,054	406,957	1		
	QTY. IMPERIAL (NO) QUANT. IMPERIALE (NOMB)	394,851	336,429	354,054	406,957	1		
	VALUE (\$000) VALEUR (\$000)	11,627	9,842	10,884	13,113	4	UNITED STATES ETATS-UNIS	41
52112-30	ROCK DRILL BIT, PERCUSSION, TUNGSTEN CARBIDE TREPAN A MOLETTES, A PERCUSSION, CARBURE DE TUNGSTENE							
	QTY. METRIC (NO) QUANT. METRIQUE (NOMB)	89,525	185,357	191,233	209,576	32		
	QTY. IMPERIAL (NO) QUANT. IMPERIALE (NOMB)	89,525	185,357	191,233	209,576	32		
	VALUE (\$000) VALEUR (\$000)	2,838	4,161	4,107	5,050	21	UNITED STATES ETATS-UNIS	51
52117	WELL DRILLING MACHY APPARATUS & PTS MACH. DE FORAGE DE PUITs, APP & PCS							
	VALUE (\$000) VALEUR (\$000)	301,182	197,439	170,283	242,126	-7	UNITED STATES ETATS-UNIS	97
52117-21	DRILLING MACHINERY, OIL WELL, ROTARY TYPE FDREUSE ROTATIVE POUR PUITs DE PETROLE							
	VALUE (\$000) VALEUR (\$000)	49,243	24,830	19,045	65,244	10	UNITED STATES ETATS-UNIS	100
52117-28	DRILLING MACHINERY, OIL WELL ROTARY TYPE PTS PIECES DE FOREUSE ROTATIVE POUR PUITs DE PETROLE							
	VALUE (\$000) VALEUR (\$000)	91,746	56,260	65,196	79,001	-5	UNITED STATES ETATS-UNIS	99
52117-38	WELL DRILLING MACHINERY, NATURAL GAS PARTS OF PIECES DE FDREUSE POUR GAZ NATUREL							
	VALUE (\$000) VALEUR (\$000)	18,351	14,169	15,481	13,619	-9	UNITED STATES ETATS-UNIS	92

SEE EXPLANATORY NOTES / VOIR NOTES EXPLICATIVES



## IMPORT DATA TRENDS - TENDANCES DES DONNEES SUR L'IMPORTATION

## SECTION 3 - END PRODUCTS, INEDIBLE

## SECTION 3 - PRODUITS FINIS, NON COMESTIBLES

CODE	COMMODITY MARCHANDISE	1982	1983	1984	AVE. ANNUAL GROWTH RATE (%) 1982-1985 TAUX DE CROISSANCE ANNUEL MOYEN		MAJOR COUNTRY OF EXPORT - SHARE OF IMPORT MARKET (%) 1985 PAYS EXPORTATEUR PRINCIPAL - PART DU MARCHE DES IMPORTATIONS		
					1985	ANNUAL MOYEN			
52117-85	PUMP, MUQ. OIL WELL POMPE A BOUE POUR PUIITS DE PETROLE								
	QTY. METRIC (NO) QUANT. METRIQUE (NOMB)	123	9	52	102	-6			
	QTY. IMPERIAL (NO) QUANT. IMPERIALE (NOMB)	123	9	52	102	-6			
	VALUE (\$000) VALEUR (\$000)	14,376	794	1,572	4,370	-33	UNITED STATES ETATS-UNIS	94	
52117-88	WELL DRILLING MACHINERY, OIL WELL NES, PTS OF PIECES DE FOREUSE POUR PUIITS DE PETROLE, NDA								
	VALUE (\$000) VALEUR (\$000)	112,806	89,407	55,021	64,984	-16	UNITED STATES ETATS-UNIS	94	
52119	EARTH DRILLING & REL MACH & PTS NES MACH. DE FORAGE OE TERRAIN, PCS NDA								
	VALUE (\$000) VALEUR (\$000)	44,103	22,688	23,353	43,018	-1	UNITED STATES ETATS-UNIS	72	
52119-28	BORING MACHINERY, MINING NES, PARTS OF PIECES DE MATERIEL DE SONDAGE POUR MINES, NDA								
	VALUE (\$000) VALEUR (\$000)	6,788	2,737	3,720	3,393	-20	UNITED STATES ETATS-UNIS	70	
52119-29	BORING MACHINERY, MINING, NES MATERIEL DE SONOAGE POUR MINES, NDA								
	VALUE (\$000) VALEUR (\$000)	15,703	6,737	2,270	17,850	4	UNITED STATES ETATS-UNIS	68	
52119-38	DRILLING MACHINERY, MINING, NES, PARTS OF PIECES DE MATERIEL DE FORAGE POUR MINES, NOA								
	VALUE (\$000) VALEUR (\$000)	5,781	3,742	5,691	7,121	7	UNITED STATES ETATS-UNIS	69	
52119-39	DRILLING MACHINERY, MINING, NES MATERIEL DE FORAGE POUR MINES, NOA								
	VALUE (\$000) VALEUR (\$000)	5,261	1,795	1,425	3,198	-15	UNITED STATES ETATS-UNIS	68	
52119-68	DRILLING MACHINERY, EARTH, NES, PARTS OF PIECES DE MATERIEL DE FORAGE DU SOL, NOA								
	VALUE (\$000) VALEUR (\$000)	2,826	1,923	2,915	4,044	13	UNITED STATES ETATS-UNIS	73	
52122	TRENCH DITCH EXCAVATING MACH & PTS MACHINES A CREUSER TRANCHEES ET PCS								
	QTY. METRIC (NO) QUANT. METRIQUE (NOMB)	202	204	211	252	8			
	QTY. IMPERIAL (NO) QUANT. IMPERIALE (NOMB)	202	204	211	252	8			
	VALUE (\$000) VALEUR (\$000)	9,705	9,388	11,104	12,591	9	UNITED STATES ETATS-UNIS	74	
52122-88	TRENCH/DITCH EXCAVATING MACHINE NES, PARTS OF PIECES DE MACH A CREUSER DES TRANCHEES ET DES FOSSES NDA								
	VALUE (\$000) VALEUR (\$000)	3,283	2,144	3,708	3,906	6	UNITED STATES ETATS-UNIS	73	
52128	EXCAVATOR-TYPE CRANE, SHOVEL, POWER GRUE EXCAVATRICE ET PELLE MECANIQUE								
	QTY. METRIC (NO) QUANT. METRIQUE (NOMB)	219	379	887	1,684	96			
	QTY. IMPERIAL (NO) QUANT. IMPERIALE (NOMB)	219	379	887	1,684	96			
	VALUE (\$000) VALEUR (\$000)	91,555	117,558	153,649	232,404	36	UNITED STATES ETATS-UNIS	49	

SEE EXPLANATORY NOTES / VOIR NOTES EXPLICATIVES

## IMPORT DATA TRENDS - TENDANCES DES DONNEES SUR L'IMPORTATION

## SECTION 3 - END PRODUCTS, INEDIBLE

## SECTION 3 - PRODUITS FINIS, NDN COMESTIBLES

CODE	COMMODITY MARCHANDISE	1982	1983	1984	AVE. ANNUAL GROWTH RATE (%) 1982-1985 TAUX DE CROISSANCE ANNUEL MOYEN		MAJOR COUNTRY OF EXPORT - SHARE OF IMPORT MARKET (%) 1985 PAYS EXPORTATEUR PRINCIPAL - PART DU MARCHE DES IMPORTATIONS	
					1985	ANNUEL MOYEN		
52128-23	BACKHOE, HYD. COMPLETE INTEGRAL MACHINE PELLE RETROCAVEUSE HYDRAULIQUE, COMPLETE							
	QTY. METRIC (NO) QUANT. METRIQUE (NOMB)	176	314	825	1,623	108		
	QTY. IMPERIAL (NO) QUANT. IMPERIALE (NOMB)	176	314	825	1,623	108		
	VALUE (\$000) VALEUR (\$000)	26,220	38,521	99,342	198,996	95	UNITED STATES ETATS-UNIS	50
52128-42	CRANE, EXCAV TYPE, CABLE OPTO, CRAWLER MTD GRUE EXCAVATRICE A CABLE SUR CHENILLES							
	QTY. METRIC (NO) QUANT. METRIQUE (NOMB)	7	10	11	15	29		
	QTY. IMPERIAL (NO) QUANT. IMPERIALE (NOMB)	7	10	11	15	29		
	VALUE (\$000) VALEUR (\$000)	9,154	5,782	2,273	4,176	-23	UNITED STATES ETATS-UNIS	98
52128-43	CRANE EXCAV TYPE, CABLE OPTO, WALKING TYPE GRUE EXCAVATRICE A CABLE TELECOMMANDEE							
	QTY. METRIC (NO) QUANT. METRIQUE (NOMB)	1	4	4	2	26		
	QTY. IMPERIAL (NO) QUANT. IMPERIALE (NOMB)	1	4	4	2	26		
	VALUE (\$000) VALEUR (\$000)	32,254	54,508	27,363	8,604	-35	UNITED STATES ETATS-UNIS	100
52128-64	SHOVEL, POWER, EXCAV, CABLE, OVER 1.5 CU YD PELLE MECANIQUE EXCAVATRICE A CABLE DE PLUS DE 1.5 VG CU.							
	QTY. METRIC (NO) QUANT. METRIQUE (NOMB)	5	5	5	7	12		
	QTY. IMPERIAL (NO) QUANT. IMPERIALE (NOMB)	5	5	5	7	12		
	VALUE (\$000) VALEUR (\$000)	10,825	7,617	14,154	16,584	15	JAPAN JAPON	89
52131	PARTS OF POWERED CRANES SHDVELS NES PIECES DE GRUES & PELLES MECAN. NDA							
	VALUE (\$000) VALEUR (\$000)	53,049	55,618	55,862	68,144	8	UNITED STATES ETATS-UNIS	80
52131-20	BACKHOE, HYD, COMPLETE INTEG MACH, PARTS OF PIECES DE PELLE MECANIQUE HYDRAULIQUE COMPLETE							
	VALUE (\$000) VALEUR (\$000)	6,520	6,310	8,650	8,544	9	UNITED STATES ETATS-UNIS	74
52131-40	CRANE, EXCAV TYPE, CABLE OPTD, PARTS OF PIECES DE GRUE, EXCAVATRICE A CABLE							
	VALUE (\$000) VALEUR (\$000)	3,843	7,670	6,947	18,366	68	UNITED STATES ETATS-UNIS	99
52131-59	CRANE, EXCAVATING TYPE NES, PARTS OF PIECES DE GRUE EXCAVATRICE, NDA							
	VALUE (\$000) VALEUR (\$000)	9,200	4,755	4,750	5,370	-16	UNITED STATES ETATS-UNIS	97
52131-60	SHDVEL, EXCAVATING, HYD TYPE, PARTS OF PIECES DE PELLE EXCAVATRICE HYDRAULIQUE							
	VALUE (\$000) VALEUR (\$000)	17,196	19,867	16,686	17,486	1	UNITED STATES ETATS-UNIS	49
52131-70	SHOVEL, EXCAVATING, CABLE TYPE, PARTS OF PIECES DE PELLE EXCAVATRICE A CABLE							
	VALUE (\$000) VALEUR (\$000)	15,629	16,382	16,729	17,279	4	UNITED STATES ETATS-UNIS	90

## IMPORT DATA TRENDS - TENDANCES DES DONNEES SUR L'IMPORTATION

## SECTION 3 - END PRODUCTS, INEDIBLE

## SECTION 3 - PRODUITS FINIS, NON COMESTIBLES

CODE	COMMODITY MARCHANDISE	1982	1983	1984	AVE. ANNUAL GROWTH RATE (%) 1982-1985 TAUX DE CROISSANCE 1985 ANNUEL MOYEN		MAJOR COUNTRY OF EXPORT - SHARE OF IMPORT MARKET (%) 1985 PAYS EXPORTATEUR PRINCIPAL - PART DU MARCHE DES IMPORTATIONS	
52132	SCRAPERS, DIG-CARRY-HAUL TYPE, & PT RACLEURS EXCAVATEUR-TRANSP. & PCS							
	QTY. METRIC (NO) QUANT. METRIQUE (NOMB)	61	26	49	102	18		
	QTY. IMPERIAL (NO) QUANT. IMPERIALE (NOMB)	61	26	49	102	18		
	VALUE (\$000) VALEUR (\$000)	21,643	9,908	16,332	27,548	8	UNITED STATES ETATS-UNIS	83
52132-20	SCRAPER, DIG-CARRY-HAUL TYPE, SELF-PROPELLED DECAPEUSE AUTOMOTRICE, EXCAVATION ET TRANSP							
	QTY. METRIC (NO) QUANT. METRIQUE (NOMB)	27	17	25	83	45		
	QTY. IMPERIAL (NO) QUANT. IMPERIALE (NOMB)	27	17	25	83	45		
	VALUE (\$000) VALEUR (\$000)	4,320	3,570	5,035	19,491	64	UNITED STATES ETATS-UNIS	79
52132-88	SCRAPER PORTION, DIG-CARRY-HAUL TYPE, PARTS PIECES DE LAME-RACLEUSE D'UNE DECAPEUSE, EXCA. ET TRANSP							
	VALUE (\$000) VALEUR (\$000)	4,497	3,740	3,424	4,453	0	UNITED STATES ETATS-UNIS	90
52133	BULLDOZING & SIMILAR EQUIP. & PARTS BULLDOZERS & MACH. SEMBLABLES & PCS							
	QTY. METRIC (NO) QUANT. METRIQUE (NOMB)	12	17	10	15	8		
	QTY. IMPERIAL (NO) QUANT. IMPERIALE (NOMB)	12	17	10	15	8		
	VALUE (\$000) VALEUR (\$000)	42,997	31,677	40,692	47,487	3	UNITED STATES ETATS-UNIS	72
52133-50	BULLDOZING ATTACH, FOR CRAWLER TYPE TRACTOR ACCESSOIRE DE BULLDOZER POUR TRACTEUR A CHENILLES							
	QTY. METRIC (NO) QUANT. METRIQUE (NOMB)	214	118	206	370	20		
	QTY. IMPERIAL (NO) QUANT. IMPERIALE (NOMB)	214	118	206	370	20		
	VALUE (\$000) VALEUR (\$000)	3,780	2,345	4,448	7,999	28	UNITED STATES ETATS-UNIS	58
52133-88	BULLDOZING & SIMILAR ATTACHMENTS, PARTS OF PIECES POUR ACCESSOIRES DE BULLDOZER ET MACHINES SEMBL.							
	VALUE (\$000) VALEUR (\$000)	36,509	24,906	32,732	36,299	0	UNITED STATES ETATS-UNIS	73
52134	BACK HOE ATTACHMENT UNITS AND PARTS ELEMENTS & PCS PELLES RETROCAVEUSES							
	QTY. METRIC (NO) QUANT. METRIQUE (NOMB)	111	151	240	219	25		
	QTY. IMPERIAL (NO) QUANT. IMPERIALE (NOMB)	111	151	240	219	25		
	VALUE (\$000) VALEUR (\$000)	1,931	1,886	2,773	2,759	13	UNITED STATES ETATS-UNIS	96
52135	COMB BACK HOE FRONT END LOADER MACH RETROCAVEUSES ET CHARGEURS COMBINES							
	QTY. METRIC (NO) QUANT. METRIQUE (NOMB)	746	715	1,214	1,731	32		
	QTY. IMPERIAL (NO) QUANT. IMPERIALE (NOMB)	746	715	1,214	1,731	32		

SEE EXPLANATORY NOTES / VOIR NOTES EXPLICATIVES

## IMPORT DATA TRENDS - TENDANCES DES DONNEES SUR L'IMPORTATION

## SECTION 3 - END PRODUCTS, INEDIBLE

## SECTION 3 - PRODUITS FINIS, NON COMESTIBLES

CODE	COMMODITY MARCHANDISE	1982	1983	1984	AVE. ANNUAL GROWTH RATE (%) 1982-1985 TAUX DE CROISSANCE 1985 ANNUEL MOYEN		MAJOR COUNTRY OF EXPORT - SHARE OF IMPORT MARKET (%) 1985 PAYS EXPORTATEUR PRINCIPAL - PART DU MARCHÉ DES IMPORTATIONS	
52135	COMB BACK HOE FRONT END LOADER MACH RETROCAVEUSES ET CHARGEURS COMBINES			(CONT-D) (SUITE)				
	VALUE (\$000) VALEUR (\$000)	37,457	40,075	72,485	94,386	36	UNITED STATES ETATS-UNIS	97
52135-20	BACKHOE & FRONT END LOADER, COMB, INTEG DSG PELLE RETROCAVEUSE ET TRACTO-CHARGEUR COMBINES, COMPLET							
	QTY. METRIC (NO) QUANT. METRIQUE (NOMB)	746	715	1,214	1,731	32		
	QTY. IMPERIAL (NO) QUANT. IMPERIALE (NOMB)	746	715	1,214	1,731	32		
	VALUE (\$000) VALEUR (\$000)	31,718	35,228	64,475	85,853	39	UNITED STATES ETATS-UNIS	97
52135-88	BACKHOE & FRONT END LOADER COMB INTEG DSG PTS PIECES DE PELLE RETROCAVEUSE ET TRACTO-CHARGEUR COMB COMP							
	VALUE (\$000) VALEUR (\$000)	5,745	4,846	8,010	8,534	14	UNITED STATES ETATS-UNIS	98
52136	FRONT END LOADERS, SHOVELS & PARTS CHARGEURS-NIVEL. BENNE FRONTALE PCS							
	QTY. METRIC (NO) QUANT. METRIQUE (NOMB)	1,165	1,218	1,994	2,909	35		
	QTY. IMPERIAL (NO) QUANT. IMPERIALE (NOMB)	1,165	1,218	1,994	2,909	35		
	VALUE (\$000) VALEUR (\$000)	128,549	174,308	269,914	331,177	37	UNITED STATES ETATS-UNIS	79
52136-20	LOADER, FRONT END, INTEG EXCAV CRAWLER TYPE TRACTO-CHARGEUR EXCAVATEUR, A CHENILLES							
	QTY. METRIC (NO) QUANT. METRIQUE (NOMB)	97	89	222	307	46		
	QTY. IMPERIAL (NO) QUANT. IMPERIALE (NOMB)	97	89	222	307	46		
	VALUE (\$000) VALEUR (\$000)	7,053	5,726	16,525	19,378	40	UNITED STATES ETATS-UNIS	61
52136-30	LOADER, FRONT END, INTEG EXCAV WHEEL TYPE TRACTO-CHARGEUR EXCAVATEUR, A ROUES							
	QTY. METRIC (NO) QUANT. METRIQUE (NOMB)	1,068	1,129	1,772	2,602	34		
	QTY. IMPERIAL (NO) QUANT. IMPERIALE (NOMB)	1,068	1,129	1,772	2,602	34		
	VALUE (\$000) VALEUR (\$000)	61,595	85,353	124,985	167,975	39	UNITED STATES ETATS-UNIS	77
52136-38	LOADER/SHOVEL, FRONT END INTEG EXCAV PTS PIECES DE TRACTO-CHARGEUR, DU EXCAVATEUR FRONTAL							
	VALUE (\$000) VALEUR (\$000)	48,907	64,960	104,051	117,791	34	UNITED STATES ETATS-UNIS	88
52136-51	TRANSMISSIONS, INTEGRAL FRONT END LOADER TRANSMISSION DE TRACTO-CHARGEUR COMPLET							
	VALUE (\$000) VALEUR (\$000)	5,396	9,131	15,121	15,970	43	UNITED STATES ETATS-UNIS	57
52136-78	LOADER ATTACH, FRONT END, IND, NES, PARTS OF PIECES D'ACCESSOIRE DE TRACTO-CHARGEUR INDUSTRIEL, NDA							
	VALUE (\$000) VALEUR (\$000)	4,710	8,150	7,515	8,386	21	UNITED STATES ETATS-UNIS	74
52137	POST HOLE DIGGERS POWER OPER. & PTS FOREUSES TROUS DE POTEAUX MECAN PCS							
	QTY. METRIC (NO) QUANT. METRIQUE (NOMB)	546	1,123	1,023	1,109	26		

SEE EXPLANATORY NOTES / VOIR NOTES EXPLICATIVES

## IMPORT DATA TRENDS - TENDANCES DES DONNEES SUR L'IMPORTATION

## SECTION 3 - END PRODUCTS, INEDIBLE

## SECTION 3 - PRODUITS FINIS, NON COMESTIBLES

CODE	COMMODITY MARCHANDISE	1982	1983	1984	AVE. ANNUAL GROWTH RATE (%) 1982-1985 TAUX DE CROISSANCE ANNUEL MOYEN		MAJOR COUNTRY OF EXPORT - SHARE OF IMPORT MARKET (%) 1985 PAYS EXPORTATEUR PRINCIPAL - PART DU MARCHE DES IMPORTATIONS	
					1985	ANNUEL MOYEN		
52137	POST HOLE DIGGERS POWER DPER. & PTS FOREUSES TROUS DE POTEAUX MECAN PCS			(CONT-D) (SUITE)				
	QTY. IMPERIAL (NO) QUANT. IMPERIALE (NOMB)	546	1,123	1,023	1,109	26		
	VALUE (\$000) VALEUR (\$000)	777	908	985	1,421	22	UNITED STATES ETATS-UNIS	89
52139	EXCAVATING DREDGING MACHY & PTS NES EXCAVATEURS MACH DE DRAGAGE PCS NDA							
	VALUE (\$000) VALEUR (\$000)	18,907	25,792	31,610	45,369	33	UNITED STATES ETATS-UNIS	66
52139-59	TUNNELING MACHINERY, EXCAVATING, NES MATERIEL DE PERCEMENT DE TUNNEL, EXCAV NDA							
	VALUE (\$000) VALEUR (\$000)	430	97	2,509	7,329	155	UNITED KINGDOM ROYAUME-UNI	57
52139-68	LOADING MACHY, EXCAVATING TYPE, NES PARTS DF PIECES DE CHARGEUSE EXCAVATRICE NDA							
	VALUE (\$000) VALEUR (\$000)	2,929	3,202	4,840	4,998	19	UNITED STATES ETATS-UNIS	97
52139-88	EXCAVATING MACHY, NES, PARTS DF PIECES D'EXCAVATRICE NDA							
	VALUE (\$000) VALEUR (\$000)	10,185	18,515	17,535	22,593	30	UNITED STATES ETATS-UNIS	79
52146	CLASSIFIERS, MINING-QUARRYING, & PT CLASSIFICATEURS MINES CARRIERES PCS							
	VALUE (\$000) VALEUR (\$000)	536	681	736	287	-19	UNITED STATES ETATS-UNIS	88
52148	COAL CUTTING MACHINES AND PARTS BROYEURS DE CHARBON ET PIECES							
	VALUE (\$000) VALEUR (\$000)	4,032	4,667	3,511	4,579	4	UNITED KINGDOM ROYAUME-UNI	53
52151	CRUSHING & MILLING MACHINERY & PTS MACHINES A BROYER & A FRAISER & PCS							
	VALUE (\$000) VALEUR (\$000)	17,622	16,040	22,557	22,854	9	UNITED STATES ETATS-UNIS	79
52151-28	MILLING MACHINERY, MINING/QUARRYING, PARTS OF PIECES DE MACHINE A FRAISER POUR MINES ET CARRIERES							
	VALUE (\$000) VALEUR (\$000)	2,613	2,200	3,066	3,298	8	UNITED STATES ETATS-UNIS	73
52151-38	CRUSHING MACH, MINING/QUARRYING TYPE, PARTS PIECES DE BROYEUR PDUR MINES ET CARRIERES							
	VALUE (\$000) VALEUR (\$000)	9,551	8,782	13,104	10,264	2	UNITED STATES ETATS-UNIS	85
52166	UNDERGROUND LOADERS AND PARTS CHARGEUSES DE FOND ET PIECES							
	VALUE (\$000) VALEUR (\$000)	22,185	20,885	28,601	30,933	11	UNITED STATES ETATS-UNIS	83
52166-31	LOADER, SHOVEL TYPE, UNDERGROUND, MINING CHARGEUSE SOUTERRAINE A PELLE POUR MINES							
	QTY. METRIC (NO) QUANT. METRIQUE (NOMB)	56	27	50	51	-3		
	QTY. IMPERIAL (NO) QUANT. IMPERIALE (NOMB)	56	27	50	51	-3		
	VALUE (\$000) VALEUR (\$000)	10,967	7,732	7,736	5,549	-20	UNITED STATES ETATS-UNIS	83

## IMPORT DATA TRENDS - TENDANCES DES DONNEES SUR L'IMPORTATION

## SECTION 3 - END PRODUCTS, INEDIBLE

## SECTION 3 - PRODUITS FINIS, NON COMESTIBLES

CODE	COMMODITY MARCHANDISE	1982	1983	1984	1985	AVE. ANNUAL GROWTH RATE (%) 1982-1985	MAJOR COUNTRY OF EXPORT - SHARE OF IMPORT MARKET (%) 1985	
						TAUX DE CROISSANCE ANNUEL MOYEN	PAYS EXPORTATEUR PRINCIPAL - PART DU MARCHE DES IMPORTATIONS	
52166-38	LOADER, SHOVEL TYPE, U/GRD MINING, PARTS OF PIECES DE CHARGEUSE A PELLE SOUTERRAINE, POUR MINES							
	VALUE (\$000)	6,754	9,909	17,568	20,336	44	UNITED STATES	91
	VALEUR (\$000)						ETATS-UNIS	
52166-88	LDADER, UNDERGRDUND, FDR MINING, NES, PARTS PIECES DE CHARGEUSE SOUTERRAINE PR MINES NDA							
	VALUE (\$000)	3,780	2,317	2,544	4,409	5	UNITED STATES	55
	VALEUR (\$000)						ETATS-UNIS	
52168	MINING-QUARRYING MACHY & PARTS NES MACHINES MINES, CARRIERES & PCS NDA							
	VALUE (\$000)	69,105	54,667	76,620	74,894	3	UNITED STATES	64
	VALEUR (\$000)						ETATS-UNIS	
52168-28	MINING MACHY & EQUIP, OPEN PIT, NES, PARTS PIECES DE MATERIEL ET MACHINE DE MINE A CIEL OUVERT, NDA							
	VALUE (\$000)	3,729	4,632	11,502	13,592	53	UNITED STATES	87
	VALEUR (\$000)						ETATS-UNIS	
52168-38	MINING MACHY & EQUIP, ALLUVIAL, NES, PARTS PIECES DE MATERIEL ET MACHINE DE MINE, DEPOT ALLUVI. NDA							
	VALUE (\$000)	5,681	1,940	1,864	4,053	-11	GERMANY WEST	49
	VALEUR (\$000)						ALLEMAGNE, D.	
52168-42	SCREENING MACHINE, STONE/GRAVEL, QUARRY TYPE TAMIS MECANIQUE A PIERRE ET A GRAVIER POUR CARRIERES							
	QTY. METRIC (NO)	15	119	498	132	105		
	QUANT. METRIQUE (NDMB)							
	QTY. IMPERIAL (ND)	15	119	498	132	105		
	QUANT. IMPERIALE (NOMB)							
	VALUE (\$000)	273	254	1,238	3,783	138	UNITED KINGDOM	60
	VALEUR (\$000)						ROYAUME-UNI	
52168-88	MINING MACHY & EQUIPMENT, NES, PARTS OF PIECES DE MATERIEL ET MACHINE DE MINE NDA							
	VALUE (\$000)	41,790	32,267	42,943	34,055	-7	UNITED STATES	62
	VALEUR (\$000)						ETATS-UNIS	
52169	DRE PROCESSING MACHY EQUIP & PT NES MACHINES TRAITER MINERAI ET PCS NDA							
	VALUE (\$000)	18,627	14,158	24,288	44,424	33	FRANCE	43
	VALEUR (\$000)						FRANCE	
52169-68	METALLURGICAL MACHY/EQUIP ORE PRDCESS NES PTS PIECES DE MAT. DE METAL. PR TRAITEMENT DE MINERAI NDA							
	VALUE (\$000)	2,443	1,923	7,991	10,951	64	FRANCE	65
	VALEUR (\$000)						FRANCE	
52169-69	METALLURGICAL MACHY/EQUIP ORE PROCESSING, NES MATERIEL ET MACHINE DE METALLURGIE, TRAIT DE MINERAI NDA							
	VALUE (\$000)	1,185	740	3,184	10,768	107	FRANCE	79
	VALEUR (\$000)						FRANCE	
52169-88	ORE PROCESSING MACHY & EQUIP, NES, PARTS OF PIECES DE MATERIEL ET MACHINE DE TRAIT. DE MINERAI NDA							
	VALUE (\$000)	6,833	4,269	5,557	10,036	14	UNITED STATES	69
	VALEUR (\$000)						ETATS-UNIS	
52179	PETROL & GAS FIELD PRDNDN EQUIP & PT DUTILLAGE PROD DU PETRDLE GAZ & PCS							
	VALUE (\$000)	67,066	68,329	91,613	127,461	24	UNITED STATES	89
	VALEUR (\$000)						ETATS-UNIS	
52179-24	SUCKER RDDS, DIL WELL TIGE DE PDMPAGE PDUR PUIITS DE PETROLE							
	QTY. METRIC (NO)	7,127	8,552	73,367	117,725	152		
	QUANT. METRIQUE (NDMB)							
	QTY. IMPERIAL (ND)	7,127	8,552	73,367	117,725	152		
	QUANT. IMPERIALE (NOMB)							

SEE EXPLANATORY NOTES / VOIR NOTES EXPLICATIVES

## IMPORT DATA TRENDS - TENDANCES DES DONNEES SUR L'IMPORTATION

## SECTION 3 - ENO PRODUCTS, INEOIBLE

## SECTION 3 - PRODUITS FINIS, NON COMESTIBLES

CODE	COMMODITY MARCHANDISE	1982	1983	1984	AVE. ANNUAL GROWTH RATE (%) 1982-1985 TAUX DE CROISSANCE 1985 ANNUEL MOYEN		MAJOR COUNTRY OF EXPORT - SHARE OF IMPORT MARKET (%) 1985 PAYS EXPORTATEUR PRINCIPAL - PART OU MARCHE DES IMPORTATIONS	
52179-24	SUCKER ROOS, OIL WELL TIGE DE POMPAGE POUR PUIITS OE PETROLE			(CONT-0) (SUITE)				
	VALUE (\$000) VALEUR (\$000)	825	1,240	1,933	5,193	83	UNITED STATES ETATS-UNIS	100
52179-26	PRESSURISING EQUIPMENT, OIL WELL MATERIEL DE PRESSURISATION POUR PUIITS OE PETROLE							
	VALUE (\$000) VALEUR (\$000)	320	199	123	5,363	154	UNITED STATES ETATS-UNIS	87
52179-27	WELL PACKER, OIL FIELD PRODUCTION PACKER OE PUIITS, PRODUCTION OE CHAMP OE PETROLE							
	QTY. METRIC (NO) QUANT. METRIQUE (NOMB)	1,451	1,615	2,583	4,768	48		
	QTY. IMPERIAL (NO) QUANT. IMPERIALE (NOMB)	1,451	1,615	2,583	4,768	48		
	VALUE (\$000) VALEUR (\$000)	3,187	3,693	6,299	9,170	42	UNITED STATES ETATS-UNIS	99
52179-28	PUMPING MACH/EQUIP SUB-SURF OIL WELL NES PTS PIECES DE MAT OE POMP SOUTER, PUIITS OE PET, NOA							
	VALUE (\$000) VALEUR (\$000)	18,430	25,309	35,080	35,477	24	UNITED STATES ETATS-UNIS	98
52179-29	PUMPING MACH/EQUIP SUB-SURF OIL WELL, NES MATERIEL DE POMPAGE, SOUTERRAIN, PUIITS DE PETROLE NDA							
	VALUE (\$000) VALEUR (\$000)	7,669	7,573	12,295	10,488	11	UNITED STATES ETATS-UNIS	93
52179-78	OIL PROD MACHY/EQUIP, OIL SANOS, NES, PARTS PIECES DE MAT & MACH DE PRDD OE PETROLE, SABLES PET NDA							
	VALUE (\$000) VALEUR (\$000)	2,537	7,834	3,800	8,762	50	UNITED STATES ETATS-UNIS	84
52179-79	OIL PRODUCING MACHY/EQUIP, OIL SANOS, NES MATERIEL ET MACHINE DE PRDD. DE PETROLE, SABLES PET. NDA							
	VALUE (\$000) VALEUR (\$000)	1,239	761	918	5,700	65	JAPAN JAPON	89
52179-88	OIL/PETROL FIELD PRDD MACHY/EQUIP, NES, PARTS PIECES OE MAT & MACH DE PRODUCTION OE CHAMP DE PET NDA							
	VALUE (\$000) VALEUR (\$000)	18,684	11,941	17,419	34,327	22	UNITED STATES ETATS-UNIS	90
52199	PETROL & CDAL PROOS MACHY & PTS NES MACH. A FAB DERIVES PETROLE GAZ NDA							
	VALUE (\$000) VALEUR (\$000)	41,258	25,255	7,090	8,612	-40	UNITED STATES ETATS-UNIS	83
52204	BITUMINDUS MIXING PAVING EQUIP & PT OUTILLAGE MELANGE BITUME PAVAGE PCS							
	VALUE (\$000) VALEUR (\$000)	8,520	10,214	13,397	14,402	19	UNITED STATES ETATS-UNIS	81
52212	CONCRETE MIXER, TRUCK TYPE & PARTS BETONNIERES, GENRE CAMION ET PIECES							
	QTY. METRIC (NO) QUANT. METRIQUE (NOMB)	11	13	4	15	11		
	QTY. IMPERIAL (NO) QUANT. IMPERIALE (NOMB)	11	13	4	15	11		
	VALUE (\$000) VALEUR (\$000)	450	562	403	651	13	UNITED STATES ETATS-UNIS	75
52216	CONCRETE PLASTER MIXERS PDRT. & PTS MELANGEURS A BETON ETC MOBILE & PCS							
	QTY. METRIC (NO) QUANT. METRIQUE (NOMB)	201	283	790	872	62		

SEE EXPLANATORY NOTES / VOIR NOTES EXPLICATIVES

## IMPORT DATA TRENDS - TENDANCES DES DONNEES SUR L'IMPORTATION

## SECTION 3 - END PRODUCTS, INEDIBLE

## SECTION 3 - PRODUITS FINIS, NON COMESTIBLES

CODE	COMMODITY MARCHANDISE	1982	1983	1984	AVE. ANNUAL GROWTH RATE (%) 1982-1985 TAUX DE CROISSANCE ANNUEL MOYEN		MAJOR COUNTRY OF EXPORT - SHARE OF IMPORT MARKET (%) 1985 PAYS EXPORTATEUR PRINCIPAL - PART DU MARCHE DES IMPORTATIONS	
					1985	ANNUEL MOYEN		
52216	CONCRETE PLASTER MIXERS PORT. & PTS MELANGEURS A BETON ETC MOBILE & PCS			(CONT-D) (SUITE)				
	QTY. IMPERIAL (NO) QUANT. IMPERIALE (NOMB)	201	283	790	872	62		
	VALUE (\$000) VALEUR (\$000)	650	735	858	920	12	UNITED STATES ETATS-UNIS	78
52221	CONCRETE MIXING PLANTS AND PARTS OUTILLAGE & ENGINES POUR BETON & PCS							
	VALUE (\$000) VALEUR (\$000)	5,122	3,449	4,268	8,937	20	UNITED STATES ETATS-UNIS	69
52221-49	PAVING MACHY/EQUIP. CONCRETE, NES MACHINE ET MATERIEL DE PAVAGE EN BETON NDA							
	VALUE (\$000) VALEUR (\$000)	2,498	1,622	2,331	4,451	21	UNITED STATES ETATS-UNIS	77
52222	CONCRETE BLOCK MACHINES AND PARTS MACH. POUR PARPAINGS EN BETON & PCS							
	VALUE (\$000) VALEUR (\$000)	717	577	1,302	1,958	39	UNITED STATES ETATS-UNIS	57
52223	CONCRETE CONSTRUCTION FORMS, METAL FORMES DE METAL POUR CONSTR., BETON							
	VALUE (\$000) VALEUR (\$000)	297	356	398	362	7	UNITED STATES ETATS-UNIS	92
52232	GRADERS & ROAD SCRAPERS AND PARTS NIVELEUSES REGALEUSES DE ROUTE, PCS							
	QTY. METRIC (NO) QUANT. METRIQUE (NOMB)	140	150	211	268	24		
	QTY. IMPERIAL (NO) QUANT. IMPERIALE (NOMB)	140	150	211	268	24		
	VALUE (\$000) VALEUR (\$000)	32,102	33,377	48,081	54,071	19	UNITED STATES ETATS-UNIS	91
52232-22	GRADER, SELF-PROPELLED, ROAD MAINTENANCE TYPE NIVELEUSE AUTOMOTRICE, ENTRETIEN DES ROUTES							
	QTY. METRIC (NO) QUANT. METRIQUE (NOMB)	126	143	203	244	24		
	QTY. IMPERIAL (NO) QUANT. IMPERIALE (NOMB)	126	143	203	244	24		
	VALUE (\$000) VALEUR (\$000)	16,211	19,908	27,561	34,987	29	UNITED STATES ETATS-UNIS	92
52232-28	GRADER, SELF-PROPELLED, PARTS OF NES PIECES DE NIVELEUSE AUTOMOTRICE NDA							
	VALUE (\$000) VALEUR (\$000)	12,396	11,026	16,978	15,928	8	UNITED STATES ETATS-UNIS	92
52236	ROLLERS, ROAD, AND PARTS ROULEAUX COMPRESSEURS DE ROUTE, PCS							
	QTY. METRIC (NO) QUANT. METRIQUE (NOMB)	33	111	65	65	25		
	QTY. IMPERIAL (NO) QUANT. IMPERIALE (NOMB)	33	111	65	65	25		
	VALUE (\$000) VALEUR (\$000)	1,148	1,690	1,802	2,091	22	UNITED STATES ETATS-UNIS	84



## IMPORT DATA TRENDS - TENDANCES DES DONNEES SUR L'IMPORTATION

## SECTION 3 - END PRODUCTS, INEDIBLE

## SECTION 3 - PRODUITS FINIS, NON COMESTIBLES

CODE	COMMODITY MARCHANDISE	1982	1983	1984	AVE. ANNUAL GROWTH RATE (%) 1982-1985 TAUX DE CROISSANCE 1985 ANNUEL MOYEN		MAJOR COUNTRY OF EXPORT - SHARE OF IMPORT MARKET (%) 1985 PAYS EXPORTATEUR PRINCIPAL - PART DU MARCHE DES IMPORTATIONS	
52245	SWEEPERS SNOW REMOVAL EQUIP & PARTS BALAYEUSES DENEIGEMENT DE ROUTE PCS							
	QTY. METRIC (NO) QUANT. METRIQUE (NOMB)	99	152	198	218	30		
	QTY. IMPERIAL (NO) QUANT. IMPERIALE (NOMB)	99	152	198	218	30		
	VALUE (\$000) VALEUR (\$000)	7,881	8,216	10,471	14,752	23	UNITED STATES ETATS-UNIS	89
52245-21	SWEEPER, ROAD-RUNWAY, SELF-PROPELLED TYPE BALAYEUSE POUR ROUTES ET PISTES D'AERODROME AUTOMOTRICE							
	QTY. METRIC (NO) QUANT. METRIQUE (NOMB)	46	58	59	75	17		
	QTY. IMPERIAL (NO) QUANT. IMPERIALE (NOMB)	46	58	59	75	17		
	VALUE (\$000) VALEUR (\$000)	2,299	2,754	3,657	4,322	23	UNITED STATES ETATS-UNIS	92
52245-48	SNOWPLOW MACHY/EQUIP, ROAD/STREET, PARTS OF PIECES DE MACHINE ET MAT DE SUFFLEUSE PR RUES ET ROUTES							
	VALUE (\$000) VALEUR (\$000)	1,616	1,897	2,736	4,497	40	UNITED STATES ETATS-UNIS	97
52247	ROAD RAILWAY CONSTR MACHY & PTS NES MACH. DE CONSTR. ROUTE, ETC PCS NDA							
	VALUE (\$000) VALEUR (\$000)	38,783	46,313	48,918	71,093	22	UNITED STATES ETATS-UNIS	76
52247-13	ROLLERS, VIBRATORY, SELF-PROPELLED ROULEAU VIBRANT AUTOMOTEUR							
	QTY. METRIC (NO) QUANT. METRIQUE (NOMB)	147	76	186	422	42		
	QTY. IMPERIAL (NO) QUANT. IMPERIALE (NOMB)	147	76	186	422	42		
	VALUE (\$000) VALEUR (\$000)	2,196	1,744	3,303	8,912	59	GERMANY WEST ALLEMAGNE, O.	48
52247-28	COMPACTING MACHINERY, ROAD, PARTS OF PIECES DE ROULEAU COMPRESSEUR POUR ROUTES							
	VALUE (\$000) VALEUR (\$000)	2,837	901	2,500	4,461	16	UNITED STATES ETATS-UNIS	91
52247-78	RAILWAY CONST/MTCE OF WAY MACHY/EQUIP NES PTS PIECES DE MACH. DE CONSTR. ET D'ENTRET. DE VDIES FERR. NDA							
	VALUE (\$000) VALEUR (\$000)	7,643	10,585	18,812	15,355	26	UNITED STATES ETATS-UNIS	90
52247-79	RAILWAY CONST/MTCE OF WAY MACHY/EQUIP, NES MACHINES DE CONSTR. ET D'ENTRETIEN DE VDIIE FERREE NDA							
	VALUE (\$000) VALEUR (\$000)	9,765	19,252	9,584	19,960	27	UNITED STATES ETATS-UNIS	89
52247-88	ROAD/AIRPORT CONST/MTCE MACHY/EQUIP NES PTS PIECES DE MACH. DE CONSTR. ET ENTRET. DE R. ET AEROP. NDA							
	VALUE (\$000) VALEUR (\$000)	1,445	1,742	3,907	4,433	45	UNITED STATES ETATS-UNIS	75
52252	JACKS & PARTS, EXC AUTO & HAND TYPE VERINS & PIECES SAUF D'AUTO, A BRAS							
	QTY. METRIC (NO) QUANT. METRIQUE (NOMB)	117,006	108,068	90,376	66,794	-17		
	QTY. IMPERIAL (NO) QUANT. IMPERIALE (NOMB)	117,006	108,068	90,376	66,794	-17		
	VALUE (\$000) VALEUR (\$000)	6,575	7,210	8,635	7,661	5	UNITED STATES ETATS-UNIS	84

SEE EXPLANATORY NOTES / VOIR NOTES EXPLICATIVES

## IMPORT DATA TRENDS - TENDANCES DES DONNEES SUR L'IMPORTATION

## SECTION 3 - END PRODUCTS, INEDIBLE

## SECTION 3 - PRODUITS FINIS, NON COMESTIBLES

CODE	COMMODITY MARCHANDISE	1982	1983	1984	AVE. ANNUAL GROWTH RATE (%) 1982-1985		MAJOR COUNTRY OF EXPORT - SHARE OF IMPORT MARKET (%) 1985	
					1985	ANNUEL MOYEN	PAYS EXPORTATEUR PRINCIPAL - PART DU MARCHE DES IMPORTATIONS	
52252-30	JACKS, HYDRAULIC, IND EXCEPT AUTOMOTIVE VERIN HYDRAULIQUE, INDUSTRIEL, SAUF VERIN A MOTEUR							
	QTY. METRIC (NO) QUANT. METRIQUE (NOMB)	113,472	105,723	85,055	61,030	-18		
	QTY. IMPERIAL (NO) QUANT. IMPERIALE (NOMB)	113,472	105,723	85,055	61,030	-18		
	VALUE (\$000) VALEUR (\$000)	3,790	4,450	3,853	3,046	-7	UNITED STATES ETATS-UNIS	69
52252-88	JACKS, CONSTRUCTION/MAINTENANCE, PARTS OF PIECES DE VERIN DE CONSTRUCTION, ENTRETIEN							
	VALUE (\$000) VALEUR (\$000)	1,603	2,324	3,691	3,380	28	UNITED STATES ETATS-UNIS	93
52268	SCAFFOLDING EQUIPMENT, DEMOUNTABLE MATERIEL D'ECHAFAUDAGE DEMONTABLE							
	VALUE (\$000) VALEUR (\$000)	2,200	1,378	2,575	2,427	3	UNITED STATES ETATS-UNIS	67
52275	RIPPER UNITS AND PARTS DEFONCEUSES ET PIECES							
	VALUE (\$000) VALEUR (\$000)	3,380	2,929	2,810	5,694	19	UNITED STATES ETATS-UNIS	77
52275-20	RIPPER UNIT, CONST/MTCE, TRACTOR MOUNTING DEFONCEUSE POUR CONSTRUCTION-ENTRETIEN MONTEE SUR TRACTEUR							
	QTY. METRIC (NO) QUANT. METRIQUE (NOMB)	88	76	79	188	29		
	QTY. IMPERIAL (NO) QUANT. IMPERIALE (NOMB)	88	76	79	188	29		
	VALUE (\$000) VALEUR (\$000)	2,160	1,955	1,977	4,451	27	UNITED STATES ETATS-UNIS	74
52299	CONSTRUCTION MACHY, EQUIP & PTS NES MACH. DE CONSTR & OUTILLAGE PCS NDA							
	VALUE (\$000) VALEUR (\$000)	41,476	29,134	41,237	44,836	3	UNITED STATES ETATS-UNIS	79
52299-88	CONSTRUCTION/MAINTENANCE MACHY/EQUIP NES PTS PIECES ET MATERIEL DE CONST-ENTRETIEN NDA							
	VALUE (\$000) VALEUR (\$000)	10,043	8,147	11,465	12,012	6	UNITED STATES ETATS-UNIS	82
52301	BORING MACHY, METALWORKING & PARTS ALESEUSES DE METALLURGIE & PCS.							
	QTY. METRIC (NO) QUANT. METRIQUE (NOMB)	272	142	172	289	2		
	QTY. IMPERIAL (NO) QUANT. IMPERIALE (NOMB)	272	142	172	289	2		
	VALUE (\$000) VALEUR (\$000)	31,683	18,692	16,442	19,815	-14	UNITED STATES ETATS-UNIS	46
52301-50	BORING MACHINE, M/W, ALL TYPES, N/C OPERATION FOREUSE (METALLURGIE, TOUS MODELES A FONCT. DISCONTINU)							
	QTY. METRIC (NO) QUANT. METRIQUE (NOMB)	14	9	7	26	23		
	QTY. IMPERIAL (NO) QUANT. IMPERIALE (NOMB)	14	9	7	26	23		
	VALUE (\$000) VALEUR (\$000)	3,374	3,072	976	4,754	12	UNITED KINGDOM ROYAUME-UNI	37

## IMPORT DATA TRENDS - TENDANCES DES DONNEES SUR L'IMPORTATION

## SECTION 3 - END PRODUCTS, INEDIBLE

## SECTION 3 - PRODUITS FINIS, NON COMESTIBLES

CODE	COMMODITY MARCHANDISE	1982	1983	1984	AVE. ANNUAL GROWTH RATE (%) 1982-1985 TAUX DE CROISSANCE 1985 ANNUEL MOYEN		MAJOR COUNTRY OF EXPORT - SHARE OF IMPORT MARKET (%) 1985 PAYS EXPORTATEUR PRINCIPAL - PART DU MARCHE DES IMPORTATIONS	
52301-88	BORING MACHINE, M/W NES, PARTS OF PIECES DE FOREUSE, TRAVAIL DES METAUX, NDA							
	VALUE (\$000) VALEUR (\$000)	4,138	2,607	4,531	3,174	-8	UNITED STATES ETATS-UNIS	83
52302	DRILLING MACHY, METALWORKING & PTS FOREUSES DE METALLURGIE & PCS.							
	QTY. METRIC (NO) QUANT. METRIQUE (NOMB)	12,263	17,224	15,328	15,243	7		
	QTY. IMPERIAL (NO) QUANT. IMPERIALE (NOMB)	12,263	17,224	15,328	15,243	7		
	VALUE (\$000) VALEUR (\$000)	13,304	11,780	18,937	18,049	11	UNITED STATES ETATS-UNIS	54
52302-60	DRILL MACHINE, M/W, ALL TYPES, N/C OPERATION PERCEUSE, TRAV DES MET, TOUS MODELES A FONCT. DISCONTINU							
	QTY. METRIC (NO) QUANT. METRIQUE (NOMB)	15	11	25	27	21		
	QTY. IMPERIAL (NO) QUANT. IMPERIALE (NOMB)	15	11	25	27	21		
	VALUE (\$000) VALEUR (\$000)	1,566	1,078	2,860	3,308	28	UNITED STATES ETATS-UNIS	56
52302-88	DRILL MACHINE, M/W, PARTS OF PIECES DE PERCEUSE, TRAVAIL DES METAUX							
	VALUE (\$000) VALEUR (\$000)	3,994	4,196	7,953	6,269	16	UNITED STATES ETATS-UNIS	77
52304	METAL FORGING STAMPING MACHY & PTS MACH. A ETAMPER FORGER METAUX & PCS							
	QTY. METRIC (NO) QUANT. METRIQUE (NOMB)	87	97	167	119	11		
	QTY. IMPERIAL (NO) QUANT. IMPERIALE (NOMB)	87	97	167	119	11		
	VALUE (\$000) VALEUR (\$000)	14,786	6,583	10,464	8,907	-16	UNITED STATES ETATS-UNIS	71
52305	METAL GRINDING MACHINES AND PARTS MACHINES A MEULER METAUX ET PIECES							
	QTY. METRIC (NO) QUANT. METRIQUE (NOMB)	53,463	114,131	90,032	88,758	18		
	QTY. IMPERIAL (NO) QUANT. IMPERIALE (NOMB)	53,463	114,131	90,032	88,758	18		
	VALUE (\$000) VALEUR (\$000)	32,750	27,499	42,765	51,987	17	UNITED STATES ETATS-UNIS	60
52305-49	GRINDING MACH M/W, SURFACE, NES RECTIFIEUSE A SURFACER, TRAV DES METAUX NDA							
	QTY. METRIC (NO) QUANT. METRIQUE (NOMB)	203	183	469	479	33		
	QTY. IMPERIAL (NO) QUANT. IMPERIALE (NOMB)	203	183	469	479	33		
	VALUE (\$000) VALEUR (\$000)	3,566	2,188	3,570	4,974	11	UNITED STATES ETATS-UNIS	40
52305-71	GRINDERS, METALWORKING, BENCH TYPE RECTIFIEUSE D'ETABLI, TRAVAIL DES METAUX							
	QTY. METRIC (NO) QUANT. METRIQUE (NOMB)	44,878	112,038	87,248	86,300	24		
	QTY. IMPERIAL (NO) QUANT. IMPERIALE (NOMB)	44,878	112,038	87,248	86,300	24		

SEE EXPLANATORY NOTES / VOIR NOTES EXPLICATIVES

## IMPORT DATA TRENDS - TENDANCES DES DONNEES SUR L'IMPORTATION

## SECTION 3 - END PRODUCTS, INEDIBLE

## SECTION 3 - PRODUITS FINIS, NON COMESTIBLES

CODE	COMMODITY MARCHANDISE	1982	1983	1984	AVE. ANNUAL GROWTH RATE (%) 1982-1985 TAUX DE CROISSANCE ANNUEL MOYEN		MAJOR COUNTRY OF EXPORT - SHARE OF IMPORT MARKET (%) 1985 PAYS EXPORTATEUR PRINCIPAL - PART DU MARCHÉ DES IMPORTATIONS	
					1985	ANNUEL MOYEN		
52305-71	GRINDERS, METALWORKING, BENCH TYPE RECTIFIEUSE D'ETABLI, TRAVAIL DES METAUX			(CONT-D) (SUITE)				
	VALUE (\$000) VALEUR (\$000)	1,925	4,226	3,228	3,034	16	TAIWAN TAIWAN	65
52305-76	GRINDING MACH M/W, ALL TYPES N/C OPERATED RECTIFIEUSE TOUS GENRES A FONCT. DISCONTINU, TRAV DES MET							
	QTY. METRIC (NO) QUANT. METRIQUE (NOMB)	47	51	70	72	15		
	QTY. IMPERIAL (NO) QUANT. IMPERIALE (NOMB)	47	51	70	72	15		
	VALUE (\$000) VALEUR (\$000)	6,199	4,817	8,344	12,797	27	UNITED STATES ETATS-UNIS	74
52305-88	GRINDING MACH M/W, NES, PARTS OF PIECES DE RECTIFIEUSE, TRAV DES MET NDA							
	VALUE (\$000) VALEUR (\$000)	5,810	4,550	7,303	9,951	19	UNITED STATES ETATS-UNIS	85
52306	LATHES, METALWORKING, AUTOMATIC TOURS DE METALLURGIE, AUTOMATIQUES							
	QTY. METRIC (NO) QUANT. METRIQUE (NOMB)	411	583	833	1,082	38		
	QTY. IMPERIAL (NO) QUANT. IMPERIALE (NOMB)	411	583	833	1,082	38		
	VALUE (\$000) VALEUR (\$000)	33,502	25,801	35,892	55,796	18	UNITED STATES ETATS-UNIS	49
52306-20	LATHE, M/W, AUTO, CHUCKING, SINGLE SPINDLE TOUR AUT. A MANDRIN A UNE SEULE BROCHE, TRAV DES MET							
	QTY. METRIC (NO) QUANT. METRIQUE (NOMB)	60	37	63	121	26		
	QTY. IMPERIAL (NO) QUANT. IMPERIALE (NOMB)	60	37	63	121	26		
	VALUE (\$000) VALEUR (\$000)	8,816	3,313	6,288	11,173	8	UNITED STATES ETATS-UNIS	60
52306-30	LATHE, M/W, AUTO, CHUCKING, MULTI-SPINDLE TOUR AUT. A MANDRIN MULTIBROCHES, TRAV DES MET							
	QTY. METRIC (NO) QUANT. METRIQUE (NOMB)	40	30	55	135	49		
	QTY. IMPERIAL (NO) QUANT. IMPERIALE (NOMB)	40	30	55	135	49		
	VALUE (\$000) VALEUR (\$000)	7,150	4,269	8,298	11,695	18	UNITED STATES ETATS-UNIS	47
52306-53	SCREW MACHINE, M/W, AUTO, BAR FEED TYPE TOUR AUT A DECOLLETAGE A TIGE D'AMENEE, TRAV DES MET							
	QTY. METRIC (NO) QUANT. METRIQUE (NOMB)	21	33	35	57	39		
	QTY. IMPERIAL (NO) QUANT. IMPERIALE (NOMB)	21	33	35	57	39		
	VALUE (\$000) VALEUR (\$000)	2,166	3,038	2,924	3,815	21	UNITED STATES ETATS-UNIS	75
52306-59	SCREW MACHINE, M/W, AUTOMATIC, NES TOUR AUTOMATIQUE A DECOLLETAGE, TRAVAIL DES METAUX, NDA							
	QTY. METRIC (NO) QUANT. METRIQUE (NOMB)	39	69	61	97	35		
	QTY. IMPERIAL (NO) QUANT. IMPERIALE (NOMB)	33	69	61	97	35		
	VALUE (\$000) VALEUR (\$000)	995	2,600	2,625	4,880	69	UNITED STATES ETATS-UNIS	76

## IMPORT DATA TRENDS - TENDANCES DES DONNEES SUR L'IMPORATION

## SECTION 3 - END PRODUCTS, INEDIBLE

## SECTION 3 - PRODUITS FINIS, NON COMESTIBLES

CODE	COMMODITY MARCHANDISE	1982	1983	1984	AVE. ANNUAL GROWTH RATE (%) 1982-1985 TAUX DE CROISSANCE ANNUEL MOYEN		MAJOR COUNTRY OF EXPORT - SHARE OF IMPORT MARKET (%) 1985 PAYS EXPORTATEUR PRINCIPAL - PART DU MARCHE DES IMPORTATIONS	
					1985	ANNUEL MOYEN		
52307	LATHES, METALWORKING, TURRET N E S TOURS DE METALLURGIE REVOLVERS NDA							
	QTY. METRIC (NO) QUANT. METRIQUE (NOMB)	2,404	520	423	599	-37		
	QTY. IMPERIAL (NO) QUANT. IMPERIALE (NOMB)	2,404	520	423	599	-37		
	VALUE (\$000) VALEUR (\$000)	2,518	2,125	1,378	2,374	-2	UNITED STATES ETATS-UNIS	46
52308	LATHES, METALWORKING, AND PARTS NES TOURS DE METALLURGIE & PIECES N D A							
	QTY. METRIC (NO) QUANT. METRIQUE (NOMB)	860	938	1,159	1,850	29		
	QTY. IMPERIAL (NO) QUANT. IMPERIALE (NOMB)	860	938	1,159	1,850	29		
	VALUE (\$000) VALEUR (\$000)	18,549	13,955	18,765	26,027	12	UNITED STATES ETATS-UNIS	52
52308-88	LATHE, M/W, NES, PARTS OF PIECES DE TOUR, TRAVAIL DES METAUX NDA							
	VALUE (\$000) VALEUR (\$000)	4,513	3,581	5,911	7,676	19	UNITED STATES ETATS-UNIS	76
52309	METAL MILLING MACHINES AND PARTS FRAISEUSES DE METALLURGIE & PIECES							
	QTY. METRIC (NO) QUANT. METRIQUE (NOMB)	1,039	1,195	1,425	1,965	23		
	QTY. IMPERIAL (NO) QUANT. IMPERIALE (NOMB)	1,039	1,195	1,425	1,965	23		
	VALUE (\$000) VALEUR (\$000)	25,692	26,588	26,254	33,781	9	UNITED STATES ETATS-UNIS	38
52309-70	MILLING MACH M/W, ALL TYPES, N/C OPERATION FRAISEUSE TOUS MODELES, A FONCT DISCONTINU TRAV. DES MET							
	QTY. METRIC (NO) QUANT. METRIQUE (NOMB)	70	82	99	144	27		
	QTY. IMPERIAL (NO) QUANT. IMPERIALE (NOMB)	70	82	99	144	27		
	VALUE (\$000) VALEUR (\$000)	4,431	11,541	6,929	11,308	36	JAPAN JAPON	31
52309-88	MILLING MACH M/W, NES, PARTS OF PIECES DE FRAISEUSE, TRAVAIL DES METAUX, NDA							
	VALUE (\$000) VALEUR (\$000)	7,239	5,487	6,003	6,010	-6	UNITED STATES ETATS-UNIS	66
52315	PRESSES, METALWORKING, AND PARTS PRESSES DE METALLURGIE ET PIECES							
	QTY. METRIC (NO) QUANT. METRIQUE (NOMB)	916	889	1,913	1,819	25		
	QTY. IMPERIAL (NO) QUANT. IMPERIALE (NOMB)	916	889	1,913	1,819	25		
	VALUE (\$000) VALEUR (\$000)	32,781	32,670	45,767	67,004	27	UNITED STATES ETATS-UNIS	64
52315-20	PRESSES, M/W, MECH 100 TDN & UNDER PRESSE MECAN. JUSQU'A 100 TDNNES, TRAV. DES MET.							
	QTY. METRIC (NO) QUANT. METRIQUE (NOMB)	160	38	491	227	12		
	QTY. IMPERIAL (NO) QUANT. IMPERIALE (NOMB)	160	38	491	227	12		

## IMPORT DATA TRENDS - TENDANCES DES DONNEES SUR L'IMPORTATION

## SECTION 3 - END PRODUCTS, INEDIBLE

## SECTION 3 - PRODUITS FINIS, NON COMESTIBLES

CODE	COMMODITY MARCHANDISE	1982	1983	1984	AVE. ANNUAL GROWTH RATE (%) 1982-1985 TAUX DE CROISSANCE ANNUEL MOYEN		MAJOR COUNTRY OF EXPORT - SHARE OF IMPORT MARKET (%) 1985 PAYS EXPORTATEUR PRINCIPAL - PART DU MARCHE DES IMPORTATIONS	
					1985	ANNUEL MOYEN		
52315-20	PRESSES, M/W, MECH 100 TON & UNDER PRESSE MECAN. JUSQU'A 100 TDNNES, TRAV. DES MET.			(CONT-D) (SUITE)				
	VALUE (\$000) VALEUR (\$000)	1,058	809	1,726	3,545	49	UNITED STATES ETATS-UNIS	64
52315-30	PRESSES, M/W, MECH OVER 100 TON PRESSE MECAN. DE PLUS DE 100 TDNNES, TRAV. DES MET.							
	QTY. METRIC (NO) QUANT. METRIQUE (NOMB)	58	46	81	127	30		
	QTY. IMPERIAL (NO) QUANT. IMPERIALE (NOMB)	58	46	81	127	30		
	VALUE (\$000) VALEUR (\$000)	9,974	6,962	12,398	24,062	34	UNITED STATES ETATS-UNIS	46
52315-40	PRESSES, M/W, HYD 100 TON & UNDER PRESSE HYDR. JUSQU'A 100 TDNNES, TRAV. DES MET.							
	QTY. METRIC (NO) QUANT. METRIQUE (NOMB)	205	166	177	259	8		
	QTY. IMPERIAL (NO) QUANT. IMPERIALE (NOMB)	205	166	177	259	8		
	VALUE (\$000) VALEUR (\$000)	2,338	2,041	5,121	7,236	45	UNITED STATES ETATS-UNIS	76
52315-50	PRESSES, M/W, HYD OVER 100 TON PRESSE HYDR. DE PLUS DE 100 TONNES TRAV. DES MET.							
	QTY. METRIC (NO) QUANT. METRIQUE (NOMB)	43	42	47	82	24		
	QTY. IMPERIAL (NO) QUANT. IMPERIALE (NOMB)	43	42	47	82	24		
	VALUE (\$000) VALEUR (\$000)	4,975	9,558	6,682	11,601	32	UNITED STATES ETATS-UNIS	74
52315-58	PRESSES, M/W, HYD OVER 100 TON, PARTS OF PIECES DE PRESSE HYDR DE > 100 TONNES, TRAV DES MET							
	VALUE (\$000) VALEUR (\$000)	2,151	1,816	3,239	3,759	20	UNITED STATES ETATS-UNIS	79
52315-88	PRESSES, M/W, NES, PARTS OF PIECES DE PRESSE, TRAVAIL DES METAUX, NDA							
	VALUE (\$000) VALEUR (\$000)	6,442	5,208	6,213	7,851	7	UNITED STATES ETATS-UNIS	77
52320	ROLLS, BENDING MACH METALWORK & PTS CYLINDRES MACH A CINTRER METAUX PCS							
	VALUE (\$000) VALEUR (\$000)	15,892	9,581	15,566	17,969	4	UNITED STATES ETATS-UNIS	64
52321	SHAPERS, GEAR MAKERS METALWORK & PT ETAU-LIMEURS MACH A ENGRENAGE & PCS							
	QTY. METRIC (NO) QUANT. METRIQUE (NOMB)	703	525	519	739	2		
	QTY. IMPERIAL (NO) QUANT. IMPERIALE (NOMB)	703	525	519	739	2		
	VALUE (\$000) VALEUR (\$000)	23,532	9,881	15,753	24,543	1	UNITED STATES ETATS-UNIS	76
52321-48	CUTTING MACH M/W, GEAR, NES, PARTS OF PIECES DE MACH. A COUPER LES ENGR, NDA, TRAV. DES MET							
	VALUE (\$000) VALEUR (\$000)	1,466	1,589	3,576	4,702	47	UNITED STATES ETATS-UNIS	81
52321-59	GRINDING MACH M/W, GEAR MANUFACTURE, NES RECTIFIEUSE D'ENG., FAB, NDA, TRAVAIL DES METAUX							
	QTY. METRIC (NO) QUANT. METRIQUE (NOMB)	185	107	97	141	-9		

## IMPORT DATA TRENDS - TENDANCES DES DONNEES SUR L'IMPORTATION

## SECTION 3 - END PRODUCTS, INEDIBLE

## SECTION 3 - PRODUITS FINIS, NON COMESTIBLES

CODE	COMMODITY MARCHANDISE	1982	1983	1984	AVE. ANNUAL GROWTH RATE (%) 1982-1985 TAUX DE CROISSANCE ANNUEL MOYEN		MAJOR COUNTRY OF EXPORT - SHARE OF IMPORT MARKET (%) 1985 PAYS EXPORTATEUR PRINCIPAL - PART DU MARCHE DES IMPORTATIONS	
					1985	ANNUEL MOYEN		
52321-59	GRINDING MACH M/W. GEAR MANUFACTURE, NES RECTIFIEUSE D'ENG., FAB, NDA. TRAVAIL DES METAUX			(CONT-D) (SUITE)				
	QTY. IMPERIAL (NO) QUANT. IMPERIALE (NOMB)	185	107	97	141	-9		
	VALUE (\$000) VALEUR (\$000)	3,697	1,506	1,763	4,637	8	UNITED STATES ETATS-UNIS	68
52321-88	GEAR MAKING MACHINE, M/W. NES. PARTS OF PIECES DE MACH A TAILLER LES ENGR., NDA. TRAV. DES MET							
	VALUE (\$000) VALEUR (\$000)	1,458	1,378	2,973	3,865	38	UNITED STATES ETATS-UNIS	86
52327	SHEARING MACH. METALWORKING, & PTS MACHINES A CISAILLER METAUX ET PCS.							
	QTY. METRIC (NO) QUANT. METRIQUE (NOMB)	234	175	510	454	24		
	QTY. IMPERIAL (NO) QUANT. IMPERIALE (NOMB)	234	175	510	454	24		
	VALUE (\$000) VALEUR (\$000)	7,624	2,785	4,495	5,560	-10	UNITED STATES ETATS-UNIS	51
52328	TRANSFER MACHINES, METALWRKNG & PTS MACHINES TRANSFERT POUR METAL & PCS							
	QTY. METRIC (NO) QUANT. METRIQUE (NOMB)	43	10	12	20	-22		
	QTY. IMPERIAL (NO) QUANT. IMPERIALE (NOMB)	43	10	12	20	-22		
	VALUE (\$000) VALEUR (\$000)	32,632	23,088	48,235	69,285	28	UNITED STATES ETATS-UNIS	86
52328-88	TRANSFER MACHINE, M/W. NES. PARTS OF PIECES DE MACHINE A TRANSFERT, TRAV DES MET NDA							
	VALUE (\$000) VALEUR (\$000)	29,949	20,848	46,106	56,482	23	UNITED STATES ETATS-UNIS	98
52329	MACHINE TDOLS METALWORKING & PT NES MACHINES-OUTILS A METAUX ET PCS NDA							
	VALUE (\$000) VALEUR (\$000)	78,593	67,175	101,784	148,651	23	UNITED STATES ETATS-UNIS	71
52329-23	MACHINING CENTRE, M/W. ALL TYPES. N/C OPERATE POINTE TOUS GNR D'USIN TRAV DES MET A FONCT DISCONTINU							
	QTY. METRIC (NO) QUANT. METRIQUE (NOMB)	110	95	176	284	37		
	QTY. IMPERIAL (NO) QUANT. IMPERIALE (NOMB)	110	95	176	284	37		
	VALUE (\$000) VALEUR (\$000)	18,289	13,955	31,583	51,095	40	UNITED STATES ETATS-UNIS	60
52329-28	MACHINING CENTRE, M/W. PARTS OF PIECES DE POINTE D'USINAGE, TRAVAIL DES METAUX							
	VALUE (\$000) VALEUR (\$000)	5,406	7,539	9,196	14,341	38	UNITED STATES ETATS-UNIS	89
52329-29	MACHINING CENTRE, M/W. NES POINTE D'USINAGE, TRAV. DES METAUX NDA							
	QTY. METRIC (NO) QUANT. METRIQUE (NOMB)	164	38	42	49	-33		
	QTY. IMPERIAL (NO) QUANT. IMPERIALE (NOMB)	164	38	42	49	-33		
	VALUE (\$000) VALEUR (\$000)	3,129	2,205	2,839	3,476	4	UNITED STATES ETATS-UNIS	67

SEE EXPLANATORY NOTES / VOIR NOTES EXPLICATIVES

## IMPORT DATA TRENDS - TENDANCES DES DONNEES SUR L'IMPORTATION

## SECTION 3 - END PRODUCTS, INEDIBLE

## SECTION 3 - PRODUITS FINIS, NON COMESTIBLES

CODE	COMMODITY MARCHANDISE	1982	1983	1984	AVE. ANNUAL GROWTH RATE (%) 1982-1985		MAJOR COUNTRY OF EXPORT - SHARE OF IMPORT MARKET (%) 1985	
					1985	ANNUEL MOYEN	PAYS EXPORTATEUR PRINCIPAL - PART DU MARCHE DES IMPORTATIONS	
52329-85	METALWORKING MACH TOOL ACCESS, UNIV TYPE ACCESSOIRES DE MACHINE-OUTIL UNIV. TRAV DES MET							
	QTY. METRIC (NO) QUANT. METRIQUE (NOMB)	159,269	165,246	280,789	221,656	11		
	QTY. IMPERIAL (NO) QUANT. IMPERIALE (NOMB)	159,269	165,246	280,789	221,656	11		
	VALUE (\$000) VALEUR (\$000)	3,811	2,684	3,770	4,222	4	UNITED STATES ETATS-UNIS	52
52329-88	MACHINE TOOLS, METALWORKING NES, PARTS OF PIECES DE MACHINE-OUTIL TRAV DE METAUX NDA							
	VALUE (\$000) VALEUR (\$000)	18,712	15,506	18,050	25,439	11	UNITED STATES ETATS-UNIS	86
52330-50	CUTTING MACH M/W, ELECTRICAL DISCHARGE MACHINE A TAILLER, PAR ELECTRO-EROSION, TRAV DES MET							
	QTY. METRIC (NO) QUANT. METRIQUE (NOMB)	96	68	107	166	20		
	QTY. IMPERIAL (NO) QUANT. IMPERIALE (NOMB)	96	68	107	166	20		
	VALUE (\$000) VALEUR (\$000)	3,664	4,648	7,129	12,357	49	UNITED STATES ETATS-UNIS	56
52345	ELECTRIC WELDING APPARATUS & PARTS APPAREILS A SOUDER ELECTRIQUES, PCS							
	VALUE (\$000) VALEUR (\$000)	42,944	45,575	51,040	72,527	19	UNITED STATES ETATS-UNIS	93
52345-40	WELDER, RESISTANCE, ELECTRIC APPAREIL A SOUDER PAR RESISTANCE ELECTRIQUE							
	QTY. METRIC (NO) QUANT. METRIQUE (NOMB)	1,805	3,142	3,583	4,769	38		
	QTY. IMPERIAL (NO) QUANT. IMPERIALE (NOMB)	1,805	3,142	3,583	4,769	38		
	VALUE (\$000) VALEUR (\$000)	4,264	3,073	4,518	10,615	35	UNITED STATES ETATS-UNIS	91
52345-48	WELDER, RESISTANCE, ELECTRIC, PARTS OF PIECES D'APPAREIL A SOUDER PAR RESISTANCE ELECTRIQUE							
	VALUE (\$000) VALEUR (\$000)	297	1,171	1,329	4,050	137	UNITED STATES ETATS-UNIS	99
52345-88	WELDING APPARATUS, ELECTRIC NES, PARTS OF PIECES D'APPAREIL DE SOUDURE ELECT, NDA							
	VALUE (\$000) VALEUR (\$000)	15,542	24,109	21,625	31,459	26	UNITED STATES ETATS-UNIS	96
52349	WELDING APPARATUS, EQUIP. & PTS NES APPAREILS A SOUDER ET PIECES N D A							
	VALUE (\$000) VALEUR (\$000)	27,096	46,956	30,496	43,998	17	UNITED STATES ETATS-UNIS	92
52349-48	WELDING/CUTTING MACHINES, GAS, NES, PTS OF PIECES DE MACH A SOUD OU A DECOUPER, AU CHALUMEAU, NDA							
	VALUE (\$000) VALEUR (\$000)	4,240	3,996	4,609	4,686	4	UNITED STATES ETATS-UNIS	89
52349-81	HANDLING EQUIPMENT FOR WELDING OPERATIONS EQUIPEMENT DE MANUTENTION POUR SOUDAGE							
	VALUE (\$000) VALEUR (\$000)	1,598	22,552	4,415	10,925	89	UNITED STATES ETATS-UNIS	97
52349-88	WELDING APPARATUS & EQUIPMENT NES, PARTS OF PIECES D'APPAREIL ET EQUIPEMENT DE SOUDURE, NDA							
	VALUE (\$000) VALEUR (\$000)	12,196	11,313	10,121	13,061	2	UNITED STATES ETATS-UNIS	91



## IMPORT DATA TRENDS - TENDANCES DES DONNEES SUR L'IMPORTATION

## SECTION 3 - END PRODUCTS, INEDIBLE

## SECTION 3 - PRDUIITS FINIS, NON COMESTIBLES

CODE	COMMODITY MARCHANDISE	1982	1983	1984	AVE. ANNUAL GROWTH RATE (%) 1982-1985 TAUX DE CROISSANCE ANNUEL MOYEN		MAJOR COUNTRY OF EXPORT - SHARE OF IMPORT MARKET (%) 1985 PAYS EXPORTATEUR PRINCIPAL - PART DU MARCHE DES IMPORTATIONS	
					1985	ANNUEL MOYEN		
52351	ROLLS CAST FOR ROLLING IRON & STEEL CYLINDRE MOULE A LAMINER FER, ACIER							
	QTY. METRIC (ND) QUANT. METRIQUE (NOMB)	2,143	1,363	2,034	2,570	6		
	QTY. IMPERIAL (ND) QUANT. IMPERIALE (NOMB)	2,143	1,363	2,034	2,570	6		
	VALUE (\$000) VALEUR (\$000)	16,870	10,799	16,108	18,461	-1	UNITED STATES ETATS-UNIS	39
52351-40	ROLLS, WORK, SAND CAST, ROLLING MILL CYLINDRE DE TRAVAIL, MOULE AU SABLE, LAMINOIR							
	QTY. METRIC (ND) QUANT. METRIQUE (NOMB)	114	86	205	314	40		
	QTY. IMPERIAL (ND) QUANT. IMPERIALE (NOMB)	114	86	205	314	40		
	VALUE (\$000) VALEUR (\$000)	1,501	1,067	1,800	3,023	26	UNITED STATES ETATS-UNIS	69
52351-50	ROLLS, WORK, CHILL CAST, ROLLING MILL CYLINDRE DE TRAVAIL, FONDU EN COQUILLE, LAMINOIR							
	QTY. METRIC (ND) QUANT. METRIQUE (NOMB)	224	205	421	637	41		
	QTY. IMPERIAL (ND) QUANT. IMPERIALE (NOMB)	224	205	421	637	41		
	VALUE (\$000) VALEUR (\$000)	1,453	1,350	2,169	4,259	43	UNITED KINGDOM ROYAUME-UNI	85
52352	ROLLS FOR ROLLING MILLS N E S CYLINDRE POUR USINE DE LAMINAGE NDA							
	QTY. METRIC (ND) QUANT. METRIQUE (NOMB)	5,629	3,562	7,833	3,513	-15		
	QTY. IMPERIAL (ND) QUANT. IMPERIALE (NOMB)	5,629	3,562	7,833	3,513	-15		
	VALUE (\$000) VALEUR (\$000)	29,733	25,451	27,751	22,152	-9	UNITED STATES ETATS-UNIS	38
52352-39	ROLLS, WORK, ROLLING MILLS, NES CYLINDRE DE TRAVAIL LAMINOIR NDA							
	QTY. METRIC (ND) QUANT. METRIQUE (NOMB)	1,278	1,315	1,470	1,257	-1		
	QTY. IMPERIAL (ND) QUANT. IMPERIALE (NOMB)	1,278	1,315	1,470	1,257	-1		
	VALUE (\$000) VALEUR (\$000)	13,327	12,176	12,744	11,758	-4	UNITED STATES ETATS-UNIS	24
52356	ROLLING MILL MACHINERY & PARTS NES MACH POUR USINES LAMINAGE & PCS NDA							
	VALUE (\$000) VALEUR (\$000)	58,535	17,082	22,419	20,830	-29	UNITED STATES ETATS-UNIS	86
52356-38	ROLLING MILL, PLATE/SHEET/STRIP, PARTS OF PIECES DE LAMINOIR A TOLE, PLAQUES, BANDES							
	VALUE (\$000) VALEUR (\$000)	16,928	1,845	3,406	4,117	-38	UNITED STATES ETATS-UNIS	99
52356-58	PIPE/TUBE MILL, ROLLING MILL MACHY, NES PTS PIECES DE LAMINOIR A TUYAUX & A TUBES, OUT. DE LAM NDA							
	VALUE (\$000) VALEUR (\$000)	22,201	6,814	7,337	3,117	-48	UNITED STATES ETATS-UNIS	100
52356-88	ROLLING MILL MACHINERY, NES, PARTS OF PIECES DE LAMINOIR, NDA							
	VALUE (\$000) VALEUR (\$000)	8,444	3,231	5,429	5,821	-12	UNITED STATES ETATS-UNIS	77

## IMPORT DATA TRENDS - TENDANCES DES DONNEES SUR L'IMPORTATION

## SECTION 3 - END PRODUCTS, INEDIBLE

## SECTION 3 - PRODUITS FINIS, NON COMESTIBLES

CODE	COMMODITY MARCHANDISE	1982	1983	1984	AVE. ANNUAL GROWTH RATE (%) 1982-1985 TAUX DE CROISSANCE 1985 ANNUEL MOYEN		MAJOR COUNTRY OF EXPORT - SHARE OF IMPORT MARKET (%) 1985 PAYS EXPORTATEUR PRINCIPAL - PART DU MARCHE DES IMPORTATIONS	
52364	WIRE METAL RIBBON FORMING MACH & PT MACH. A FORMER FIL RUBAN METAL. PCS							
	VALUE (\$000)	22,879	17,847	23,364	27.082	6	UNITED STATES	56
	VALEUR (\$000)						ETATS-UNIS	
52364-21	DRAWING MACHINES, WIRE, METALWORKING MACHINE A TREFILER, TRAVAIL DES METAUX							
	QTY. METRIC (NO)	50	49	68	99	25		
	QUANT. METRIQUE (NOMB)							
	QTY. IMPERIAL (NO)	50	49	68	99	25		
	QUANT. IMPERIALE (NOMB)							
	VALUE (\$000)	2,681	2,561	2,157	3.748	12	GERMANY WEST	53
	VALEUR (\$000)						ALLEMAGNE, O.	
52364-28	WIRE MAKING MACHY, M/W, NES, PARTS OF PIECES DE TREFILEUSE, TRAVAIL DES METAUX NDA							
	VALUE (\$000)	2,496	4,034	2,853	3.260	9	UNITED STATES	51
	VALEUR (\$000)						ETATS-UNIS	
52364-88	WIRE WORKING MACHINERY M/W, NES PARTS OF PIECES DE MACHINE A TRAV LES FILS, TRAV. DES MET. NDA							
	VALUE (\$000)	4,822	4,649	5,560	6.380	10	UNITED STATES	64
	VALEUR (\$000)						ETATS-UNIS	
52365	CAN MAKING MACHINERY AND PARTS MACHINES A FABRIQUER BIDONS ET PCS.							
	VALUE (\$000)	29,348	42,351	44,553	54.442	23	UNITED STATES	78
	VALEUR (\$000)						ETATS-UNIS	
52365-21	CAN MAKING MACHINE, METAL, FOR COMPLETE CANS MACHINE A FAB LES BOITES METALLIQUES, PR BOITE COMPL							
	QTY. METRIC (NO)	10	11	5	13	9		
	QUANT. METRIQUE (NOMB)							
	QTY. IMPERIAL (NO)	10	11	5	13	9		
	QUANT. IMPERIALE (NOMB)							
	VALUE (\$000)	1,639	10,706	519	3.037	23	GERMANY WEST	54
	VALEUR (\$000)						ALLEMAGNE, O.	
52365-88	CAN MAKING MACHY, METALWORKING, PARTS OF PIECES DE MACHINES A FABRIQUER LES BOITES, TRAV. DES MET							
	VALUE (\$000)	19,959	18,478	21,863	32.838	18	UNITED STATES	89
	VALEUR (\$000)						ETATS-UNIS	
52366	METAL PLATING MACHY & EQUIP & PARTS MACH PLACAGE METAL, OUTILLAGE & PCS							
	VALUE (\$000)	7,191	3,704	5,995	7,840	3	UNITED STATES	79
	VALEUR (\$000)						ETATS-UNIS	
52369	METALWORKING MACHINERY & PARTS NES MACHINES DE METALLURGIE ET PIECES							
	VALUE (\$000)	51,507	41,829	55,368	71,419	11	UNITED STATES	80
	VALEUR (\$000)						ETATS-UNIS	
52369-88	METALWORKING MACHINERY NES, PARTS OF PIECES DE MACHINES A TRAV LES MET NDA							
	VALUE (\$000)	29,332	26,162	31,839	40,008	11	UNITED STATES	86
	VALEUR (\$000)						ETATS-UNIS	
52377	JIGS FIXTURES & METALWORKING ACCESS CRIBLES, APP. ACCESS DE METALLURGIE							
	VALUE (\$000)	25,866	34,418	27,311	21,485	-6	UNITED STATES	90
	VALEUR (\$000)						ETATS-UNIS	
52377-27	FIXTURES, ALL TYPES FOR AUTO BODY ASSY LINES MONTAGE, TOUS GENRES POUR CHAINES D'ASSEMB DE CARROS							
	QTY. METRIC (NO)	2,271	3,472	1,570	1,442	-14		
	QUANT. METRIQUE (NOMB)							

SEE EXPLANATORY NOTES / VOIR NOTES EXPLICATIVES

## IMPORT DATA TRENDS - TENDANCES DES DONNEES SUR L'IMPORTATION

## SECTION 3 - END PRODUCTS, INEDIBLE

## SECTION 3 - PRODUITS FINIS, NON COMESTIBLES

CODE	COMMODITY MARCHANDISE	1982	1983	1984	AVE. ANNUAL GROWTH RATE (%) 1982-1985 TAUX DE CROISSANCE ANNUEL MOYEN		MAJOR COUNTRY OF EXPORT - SHARE OF IMPORT MARKET (%) 1985 PAYS EXPORTATEUR PRINCIPAL - PART DU MARCHE DES IMPORTATIONS		
					1985	ANNUEL MOYEN			
52377-27	FIXTURES, ALL TYPES FOR AUTO BODY ASSY LINES MONTAGE, TOUS GENRES POUR CHAINES D'ASSEMB DE CARROS			(CONT-D) (SUITE)					
	QTY. IMPERIAL (NO) QUANT. IMPERIALE (NOMB)	2,271	3,472	1,570	1,442	-14			
	VALUE (\$000) VALEUR (\$000)	15,449	21,370	10,074	7,793	-20	UNITED STATES ETATS-UNIS	98	
52377-88	METALWORKING ACCESSORIES, UNIVERSAL, NES, PTS PIECES D'ACC. UNIV., TRAV. DES MET., NDA								
	VALUE (\$000) VALEUR (\$000)	2,369	2,521	2,755	4,447	23	UNITED STATES ETATS-UNIS	84	
52385	TUNGSTEN CARBIDE TOOL FOR METALWORK OUTILS DE CARBURE TUNGSTENE, METAUX								
	VALUE (\$000) VALEUR (\$000)	7,430	8,874	14,675	15,537	28	UNITED STATES ETATS-UNIS	76	
52385-30	DRILLS, DRILL BITS, M/W, TC TIPPED PERCEUSE, FORETS A POINTE DE TUNGSTENE, TRAV DES MET								
	QTY. METRIC (NO) QUANT. METRIQUE (NOMB)	1,599,040	1,576,675	2,677,701	4,255,781	38			
	QTY. IMPERIAL (NO) QUANT. IMPERIALE (NOMB)	1,599,040	1,576,675	2,677,701	4,255,781	38			
	VALUE (\$000) VALEUR (\$000)	1,554	2,326	4,076	5,295	50	UNITED STATES ETATS-UNIS	58	
52386	DRILLS TAPS BITS METALWRK MACHY NES FORETS TARAUDS A MACH. A METAUX NDA								
	VALUE (\$000) VALEUR (\$000)	16,011	14,648	20,379	22,335	12	UNITED STATES ETATS-UNIS	33	
52386-23	DRILLS, TWIST, STRAIGHT SHANK, HSS FORET A SPIRE, TIGE DROITE, ACIER RAPIDE								
	QTY. METRIC (NO) QUANT. METRIQUE (NOMB)	5,069,458	10,141,026	8,789,237	5,413,694	2			
	QTY. IMPERIAL (NO) QUANT. IMPERIALE (NOMB)	5,069,458	10,141,026	8,789,237	5,413,694	2			
	VALUE (\$000) VALEUR (\$000)	4,108	5,623	6,653	5,576	11	UNITED KINGDOM ROYAUME-UNI	48	
52386-29	DRILLS, DRILL BITS, M/W, TWIST, HSS NES PERCEUSE FORET A SPIRE, TRAV DES MET, NDA ACIER RAPIDE								
	QTY. METRIC (NO) QUANT. METRIQUE (NOMB)	5,477,786	5,224,856	7,601,006	8,296,769	15			
	QTY. IMPERIAL (NO) QUANT. IMPERIALE (NOMB)	5,477,786	5,224,856	7,601,006	8,296,769	15			
	VALUE (\$000) VALEUR (\$000)	5,701	4,771	7,029	6,938	7	UNITED STATES ETATS-UNIS	37	
52386-59	TAPS, METALWORKING, MACHINE TYPE NES TARAUD DE MACHINE, TRAVAIL DES METAUX, NDA								
	QTY. METRIC (NO) QUANT. METRIQUE (NOMB)	888,778	592,179	1,227,489	1,297,136	13			
	QTY. IMPERIAL (NO) QUANT. IMPERIALE (NOMB)	888,778	592,179	1,227,489	1,297,136	13			
	VALUE (\$000) VALEUR (\$000)	2,992	1,706	3,232	4,073	11	SWEDEN SUEDE	37	
52387	DIES FOR METALWORKING MACHINERY NES MATRICES POUR MACHINES METAUX N D A								
	VALUE (\$000) VALEUR (\$000)	24,244	23,942	28,033	33,114	11	UNITED STATES ETATS-UNIS	95	

## IMPORT DATA TRENDS - TENDANCES DES DONNEES SUR L'IMPORTATION

## SECTION 3 - END PRODUCTS, INEDIBLE

## SECTION 3 - PRODUITS FINIS, NON COMESTIBLES

CODE	COMMODITY MARCHANDISE	1982	1983	1984	AVE. ANNUAL GROWTH RATE (%) 1982-1985 TAUX DE CROISSANCE ANNUEL MOYEN		MAJOR COUNTRY OF EXPRT - SHARE OF IMPORT MARKET (%) 1985 PAYS EXPORTATEUR PRINCIPAL - PART DU MARCHE DES IMPORTATIONS		
					1985	ANNUEL MOYEN			
52387-35	DIE, METALWORKING, STAMPING MATRICE POUR EMBOUTISSAGE, TRAVAIL DES METAUX								
	QTY. METRIC (NO) QUANT. METRIQUE (NOMB)	4,912	4,373	3,908	4,658	-2			
	QTY. IMPERIAL (NO) QUANT. IMPERIALE (NOMB)	4,912	4,373	3,908	4,658	-2			
	VALUE (\$000) VALEUR (\$000)	3,953	1,092	1,819	3,204	-7	UNITED STATES ETATS-UNIS	100	
52387-88	DIE, METALWORKING, NES, PARTS OF PIECES DE MATRICE, TRAV. DES MET. NDA								
	VALUE (\$000) VALEUR (\$000)	6,137	7,232	7,858	10,417	19	UNITED STATES ETATS-UNIS	96	
52391	SAWING MACHINES, METAL CUTTING & PT MACH A SCIER, DECOUPAGE METAUX, PCS								
	VALUE (\$000) VALEUR (\$000)	13,777	12,817	17,324	21,507	16	UNITED STATES ETATS-UNIS	49	
52391-30	SAWING MACHINE, M/W, BAND SCIE MEC A RUBAN, TRAVAIL DES METAUX								
	QTY. METRIC (NO) QUANT. METRIQUE (NOMB)	5,441	2,948	4,189	2,660	-21			
	QTY. IMPERIAL (NO) QUANT. IMPERIALE (NOMB)	5,441	2,948	4,189	2,660	-21			
	VALUE (\$000) VALEUR (\$000)	3,264	2,479	3,861	4,264	9	UNITED STATES ETATS-UNIS	45	
52391-58	SAWING MACHINE, M/W, PARTS OF PIECES DE SCIE MEC. TRAV. DES METAUX								
	VALUE (\$000) VALEUR (\$000)	1,714	1,384	1,991	3,225	23	FRANCE FRANCE	44	
52391-76	BLADES, SAW, M/W, ALL STEEL CONST, BAND SAW LAME DE SCIE A RUBAN, TOUT ACIER, TRAV. DES MET.								
	VALUE (\$000) VALEUR (\$000)	2,332	2,676	3,589	4,727	26	UNITED STATES ETATS-UNIS	77	
52396	CUTTING TOOLS FOR METALWRK MACH NES UTILS A CISAILLER MACH. METAUX NDA								
	VALUE (\$000) VALEUR (\$000)	20,013	17,801	26,938	29,153	13	UNITED STATES ETATS-UNIS	74	
52396-29	BLADES/KNIVES, SHEAR, M/W, NES LAME DE CISAILLE, TRAV. DES MET. NDA								
	QTY. METRIC (NO) QUANT. METRIQUE (NOMB)	299,024	54,348	209,483	71,783	-38			
	QTY. IMPERIAL (NO) QUANT. IMPERIALE (NOMB)	299,024	54,348	209,483	71,783	-38			
	VALUE (\$000) VALEUR (\$000)	1,862	1,904	2,945	3,566	24	UNITED STATES ETATS-UNIS	69	
52396-88	TODL, METAL CUTTING, ACCESSORIES/PARTS ACCESSOIRES ET PCS D'UTIL. A COUPER LE METAL								
	VALUE (\$000) VALEUR (\$000)	2,707	3,083	4,790	5,119	23	UNITED STATES ETATS-UNIS	85	
52403	CHAIN SAWS, WOODWORKING, GASOLINE SCIE A CHAINE TRAVAIL BOIS, ESSENCE								
	QTY. METRIC (NO) QUANT. METRIQUE (NOMB)	81,277	109,083	131,642	125,425	15			
	QTY. IMPERIAL (NO) QUANT. IMPERIALE (NOMB)	81,277	109,083	131,642	125,425	15			
	VALUE (\$000) VALEUR (\$000)	15,357	20,765	26,673	25,823	19	SWEDEN SUEDE	60	

SEE EXPLANATORY NOTES / VDIR NOTES EXPLICATIVES

## IMPORT DATA TRENDS - TENDANCES DES DONNEES SUR L'IMPORTATION

## SECTION 3 - END PRODUCTS, INEDIBLE

## SECTION 3 - PRODUITS FINIS, NON COMESTIBLES

CODE	COMMODITY MARCHANDISE	1982	1983	1984	AVE. ANNUAL GROWTH RATE (%) 1982-1985 TAUX DE CROISSANCE ANNUEL MOYEN		MAJOR COUNTRY OF EXPORT - SHARE OF IMPORT MARKET (%) 1985 PAYS EXPORTATEUR PRINCIPAL - PART DU MARCHE DES IMPORTATIONS		
					1985	ANNUEL MOYEN			
52414-20	SAWS, CHAIN, WOODWORKING, GASOLINE SCIE A CHAINE, TRAVAIL DU BOIS, A ESSENCE								
	QTY. METRIC (NO) QUANT. METRIQUE (NOMB)	81,277	109,083	131,642	125,425	15			
	QTY. IMPERIAL (NO) QUANT. IMPERIALE (NOMB)	81,277	109,083	131,642	125,425	15			
	VALUE (\$000) VALEUR (\$000)	15,357	20,765	26,673	25,823	19	SWEDEN SUEDE	60	
52405	CHAIN SAWS, WOODWORKING, ELECTRIC SCIE A CHAINE, TRAVAIL BOIS, ELECT.								
	QTY. METRIC (NO) QUANT. METRIQUE (NOMB)	5,219	5,686	4,566	4,958	-2			
	QTY. IMPERIAL (NO) QUANT. IMPERIALE (NOMB)	5,219	5,686	4,566	4,958	-2			
	VALUE (\$000) VALEUR (\$000)	329	490	285	676	27	SWEDEN SUEDE	60	
52409	CHAIN SAWS, WOODWORKING N E S SCIE A CHAINE, TRAVAIL DU BOIS, NDA								
	QTY. METRIC (NO) QUANT. METRIQUE (NOMB)	325	31	160	94	-34			
	QTY. IMPERIAL (NO) QUANT. IMPERIALE (NOMB)	325	31	160	94	-34			
	VALUE (\$000) VALEUR (\$000)	68	26	108	54	-7	UNITED STATES ETATS-UNIS	79	
52415	PARTS & ACCESSORIES FOR CHAIN SAWS PIECES & ACCESS. DE SCIES A CHAINE								
	VALUE (\$000) VALEUR (\$000)	24,784	21,896	23,116	20,444	-6	UNITED STATES ETATS-UNIS	60	
52425	SAWS SAWMILL MACHY EQUIP & PTS NES SCIES MACHINES DE SCIERIE & PCS NDA								
	VALUE (\$000) VALEUR (\$000)	27,508	34,779	46,524	44,993	18	UNITED STATES ETATS-UNIS	63	
52425-51	BLADES, SAW, WOODWORKING, CIRCULAR LAME DE SCIE CIRCULAIRE, TRAVAIL DU BOIS								
	QTY. METRIC (NO) QUANT. METRIQUE (NOMB)	611,926	1,246,663	1,543,809	1,356,675	30			
	QTY. IMPERIAL (NO) QUANT. IMPERIALE (NOMB)	611,926	1,246,663	1,543,809	1,356,675	30			
	VALUE (\$000) VALEUR (\$000)	2,154	4,490	5,509	6,859	46	UNITED STATES ETATS-UNIS	53	
52425-88	SAWMILL MACHINERY & EQUIPMENT, NES, PARTS OF PIECES DE MACHINE ET MATERIEL DE SCIERIE, NDA								
	VALUE (\$000) VALEUR (\$000)	4,073	6,330	9,577	8,567	28	UNITED STATES ETATS-UNIS	75	
52428-75	SAWS, BENCH, PORTABLE, WOODWORKING SCIE CIRCULAIRE A TABLE PORTATIVE, TRAVAIL DU BOIS								
	QTY. METRIC (NO) QUANT. METRIQUE (NOMB)	7,824	22,226	25,339	20,194	37			
	QTY. IMPERIAL (NO) QUANT. IMPERIALE (NOMB)	7,824	22,226	25,339	20,194	37			
	VALUE (\$000) VALEUR (\$000)	1,352	3,536	4,060	3,170	32	UNITED STATES ETATS-UNIS	54	

## IMPORT DATA TRENDS - TENDANCES DES DONNEES SUR L'IMPORTATION

## SECTION 3 - END PRODUCTS, INEDIBLE

## SECTION 3 - PRODUITS FINIS, NON COMESTIBLES

CODE	COMMODITY MARCHANDISE	1982	1983	1984	AVE. ANNUAL GROWTH RATE (%) 1982-1985 TAUX DE CROISSANCE ANNUEL MOYEN		MAJDR COUNTRY OF EXPDRT - SHARE OF IMPORT MARKET (%) 1985 PAYS EXPORTATEUR PRINCIPAL - PART DU MARCHE DES IMPORTATIONS		
					1985	ANNUEL MOYEN			
52428-77	SAWING MACHINE, WOODWORKING, RADIAL ARM TYPE SCIE MECANIQUE, BRAS RADIAL TRAVAIL DU BOIS								
	QTY. METRIC (NO) QUANT. METRIQUE (NOMB)	16,057	13,378	16,175	14,772	-3			
	QTY. IMPERIAL (NO) QUANT. IMPERIALE (NOMB)	16,057	13,378	16,175	14,772	-3			
	VALUE (\$000) VALEUR (\$000)	4,358	3,556	4,424	4,724	3	UNITED STATES ETATS-UNIS	93	
52448	PLANERS ROUTERS WOODWORKING & PARTS RABOTEUSES ET TOUPIES A BOIS ET PCS								
	VALUE (\$000) VALEUR (\$000)	7,443	8,527	11,316	12,771	20	UNITED STATES ETATS-UNIS	42	
52448-41	SANDING MACHINE, BELT, WOODWORKING PONCEUSE A COURRDIE, TRAVAIL DU BOIS								
	QTY. METRIC (NO) QUANT. METRIQUE (NOMB)	759	1,185	2,156	4,772	83			
	QTY. IMPERIAL (NO) QUANT. IMPERIALE (NOMB)	759	1,185	2,156	4,772	83			
	VALUE (\$000) VALEUR (\$000)	1,134	1,028	2,676	3,326	43	ITALY ITALIE	28	
52468	VENEER DRYING MACHINES AND PARTS MACH A SECHER FEUILLES PLACAGE, PCS								
	VALUE (\$000) VALEUR (\$000)	1,283	433	3,909	927	-10	GERMANY WEST ALLEMAGNE, O.	64	
52469	VENEER & PLYWOOD MACHY & PARTS NES MACH. PLACAGE CONTRE-PLAQUE PCS NDA								
	VALUE (\$000) VALEUR (\$000)	3,990	4,758	6,772	7,475	23	UNITED STATES ETATS-UNIS	65	
52469-88	VENEER MAKING MACHY/EQUIP, NES, PARTS OF PIECES DE MACH & DE MAT PR FAB DE PLACAGE NDA								
	VALUE (\$000) VALEUR (\$000)	1,410	2,126	2,550	3,839	39	UNITED STATES ETATS-UNIS	79	
52499	WOODWORKING MACHY, EQUIP. & PTS NES MACH OUTILLAGE TRAVAIL BOIS PCS NDA								
	VALUE (\$000) VALEUR (\$000)	66,020	52,280	80,814	85,571	9	UNITED STATES ETATS-UNIS	58	
52499-14	FELLER-BUNCHER, LOGGING TYPE MACHINE A ABATTRE ET A GROUPE LES TRONCS								
	VALUE (\$000) VALEUR (\$000)	3,308	3,738	12,793	14,067	61	UNITED STATES ETATS-UNIS	96	
52499-18	HARVESTORS, TREE, MACHY, EQUIP NES, PTS OF PIECES DE MACHINE ET DE MATERIEL POUR COUPE DE BOIS, NDA								
	VALUE (\$000) VALEUR (\$000)	1,887	5,156	9,591	8,890	67	UNITED STATES ETATS-UNIS	78	
52499-50	BANDING MACHINE, EDGE, WOODWORKING MACHINE A FRETTER LES BORDS, TRAVAIL DU BOIS								
	QTY. METRIC (NO) QUANT. METRIQUE (NOMB)	585	6,899	5,732	8,369	141			
	QTY. IMPERIAL (NO) QUANT. IMPERIALE (NOMB)	585	6,899	5,732	8,369	141			
	VALUE (\$000) VALEUR (\$000)	1,943	2,090	2,193	4,361	30	GERMANY WEST ALLEMAGNE, O.	39	

## IMPORT DATA TRENDS - TENDANCES DES DONNEES SUR L'IMPORTATION

## SECTION 3 - END PRODUCTS, INEDIBLE

## SECTION 3 - PRODUITS FINIS, NON COMESTIBLES

CODE	COMMODITY MARCHANDISE	1982	1983	1984	AVE. ANNUAL GROWTH RATE (%) 1982-1985 TAUX DE CROISSANCE 1985 ANNUEL MOYEN		MAJOR COUNTRY OF EXPORT - SHARE OF IMPORT MARKET (%) 1985 PAYS EXPORTATEUR PRINCIPAL - PART DU MARCHE DES IMPORTATIONS		
					1985	ANNUEL MOYEN			
52499-88	WOODWORKING MACHY/EQUIPMENT, NES, PARTS OF PIECES DE MACH ET MAT DE TRAV DU BOIS NDA	VALUE (\$000) VALEUR (\$000)	9,118	8,122	11,065	10,762	6	UNITED STATES ETATS-UNIS	55
52515	PULP MILL MACHINERY AND PARTS MACH. FABRIQUE DE PATE A PAPIER PCS	VALUE (\$000) VALEUR (\$000)	53,920	38,059	46,852	66,044	7	UNITED STATES ETATS-UNIS	54
52515-65	REFINERS, PULP, PULP MILL RAFFINEUSE DE PULPE-USINE DE P. ET P.	QTY. METRIC (NO) QUANT. METRIQUE (NOMB)	48	10	25	36	-9		
		QTY. IMPERIAL (NO) QUANT. IMPERIALE (NOMB)	48	10	25	36	-9		
		VALUE (\$000) VALEUR (\$000)	2,270	519	2,250	5,127	31	UNITED STATES ETATS-UNIS	48
52515-68	STOCK PREP MACHY/EQUIP, PULPMILL, NES, PARTS PIECES DE MACH & MAT PREP DE LA PATE NDA US. DE P ET P	VALUE (\$000) VALEUR (\$000)	6,676	7,649	8,869	12,040	21	UNITED STATES ETATS-UNIS	59
52515-69	STOCK PREPARATION MACHY/EQUIP, PULP MILL, NES MACHINE ET MATERIEL PR PREP DE PATE NDA US. DE P. ET P.	VALUE (\$000) VALEUR (\$000)	1,749	3,501	3,167	7,182	59	AUSTRIA AUTRICHE	53
52515-88	PULP MILL MACHY/EQUIP, NES, PARTS OF PIECES DE MACHINE ET EQUIP. DE FABRIQUES DE P. ET P. NDA	VALUE (\$000) VALEUR (\$000)	31,843	17,842	23,960	29,953	-2	UNITED STATES ETATS-UNIS	70
52539	ROLLS USED IN THE MFG OF PAPER & PT ROULEAUX A FABRIQUER PAPIER ET PCS	QTY. METRIC (NO) QUANT. METRIQUE (NOMB)	415	307	504	749	21		
		QTY. IMPERIAL (NO) QUANT. IMPERIALE (NOMB)	415	307	504	749	21		
		VALUE (\$000) VALEUR (\$000)	21,116	10,132	20,337	34,525	17	UNITED STATES ETATS-UNIS	67
52539-20	ROLL SHELL, SECTION, DRILLED/MACH PAPER MACH CDQUILLE PERCEE OU USIN DE BOB ASPIRANTE, MACH A PAPIER	QTY. METRIC (NO) QUANT. METRIQUE (NOMB)	151	103	195	393	37		
		QTY. IMPERIAL (NO) QUANT. IMPERIALE (NOMB)	151	103	195	393	37		
		VALUE (\$000) VALEUR (\$000)	6,982	4,414	8,383	15,986	31	UNITED STATES ETATS-UNIS	60
52539-45	ROLLS, PRESS SECTION, PAPER MACHINE BOBINE DE L'ELEMENT PRESSE DE MACHINE A PAPIER	QTY. METRIC (NO) QUANT. METRIQUE (NOMB)	42	40	73	52	7		
		QTY. IMPERIAL (NO) QUANT. IMPERIALE (NOMB)	42	40	73	52	7		
		VALUE (\$000) VALEUR (\$000)	2,781	2,478	5,260	6,306	31	UNITED STATES ETATS-UNIS	80
52539-55	ROLLS, CALENDER SECTION, PAPER MACHINE BOBINE DE LA CALANDRE DE MACHINE A PAPIER	QTY. METRIC (NO) QUANT. METRIQUE (NOMB)	98	101	93	146	14		

## IMPORT DATA TRENDS - TENDANCES DES DONNEES SUR L'IMPORTATION

## SECTION 3 - END PRODUCTS, INEDIBLE

## SECTION 3 - PRODUITS FINIS, NON COMESTIBLES

CODE	COMMODITY MARCHANDISE	1982	1983	1984	AVE. ANNUAL GROWTH RATE (%) 1982-1985 TAUX DE CROISSANCE 1985 ANNUEL MOYEN		MAJOR COUNTRY OF EXPORT - SHARE OF IMPORT MARKET (%) 1985 PAYS EXPORTATEUR PRINCIPAL - PART DU MARCHE DES IMPORTATIONS	
					1985	1986		
52539-55	ROLLS, CALENDER SECTION, PAPER MACHINE BOBINE DE LA CALANDRE DE MACHINE A PAPIER			(CONT-D) (SUITE)				
	QTY. IMPERIAL (NO) QUANT. IMPERIALE (NOMB)	98	101	93	146	14		
	VALUE (\$000) VALEUR (\$000)	3.416	1.204	2.081	5.373	16	UNITED STATES ETATS-UNIS	72
52559	PAPER MILL MACHINERY AND PARTS NES MACHINES DE FABRIQUE PAPIER PCS NDA							
	VALUE (\$000) VALEUR (\$000)	52.915	34.689	41.333	93.844	21	UNITED STATES ETATS-UNIS	52
52559-31	CALENDER SECTION, PULP/PAPER/PAPERBOARD MACH SECTION CALANDRE DE MACHINE A PATE, PAPIER, CARTON							
	QTY. METRIC (NO) QUANT. METRIQUE (NOMB)	4	4	0	11	40		
	QTY. IMPERIAL (NO) QUANT. IMPERIALE (NOMB)	4	4	0	11	40		
	VALUE (\$000) VALEUR (\$000)	540	63	0	5.777	119	GERMANY WEST ALLEMAGNE, O.	60
52559-48	PAPER/PAPERBOARD MACHINE, FOURDRINIER, PTS OF PIECES DE MACHINE A PAPIER ET CARTON TYPE FOURDRINIER							
	VALUE (\$000) VALEUR (\$000)	3.339	8.609	2.560	4.825	13	UNITED STATES ETATS-UNIS	62
52559-88	PULP/PAPER/PAPERBOARD MACHY/EQUIP, NES, PARTS PIECES DE MACHINE ET MATERIEL A PATE, PAPIER, CARTON NDA							
	VALUE (\$000) VALEUR (\$000)	27.946	13.981	24.385	63.588	31	UNITED STATES ETATS-UNIS	52
52560	PAPER CONVERTING MACHY & PARTS NES MACH. TRANSFORMATION PAPIER PCS NDA							
	VALUE (\$000) VALEUR (\$000)	69.774	57.278	81.871	145.468	27	UNITED STATES ETATS-UNIS	66
52560-22	ENVELOPE MAKING MACHY, PAPER CONVERTING MACHINE A FAIRE LES ENVELOPPES-TRANSFORMATION DU PAPIER							
	VALUE (\$000) VALEUR (\$000)	2.860	305	1.230	3.234	4	UNITED STATES ETATS-UNIS	87
52560-31	BOX MAKING MACHY, PAPERBOARD CONVERTING MACHINE A CONFECTIONNER LES BOITES, TRANSFORMATION DU CART							
	VALUE (\$000) VALEUR (\$000)	4.056	6.066	6.997	6.969	20	UNITED STATES ETATS-UNIS	45
52560-33	CARTON MAKING MACHY, PAPERBOARD CONVERTING MACHINE A CONFECTIONNER DES CARTONS, TRANSF DU CARTON							
	VALUE (\$000) VALEUR (\$000)	1.233	1.417	5.702	3.101	36	UNITED STATES ETATS-UNIS	41
52560-41	COATING MACHY/EQUIP, PAPER/PAPERBOARD CONVERT MACHINE ET MAT. COUCHAGE A TRANSF DU PAP ET DU CARTON							
	VALUE (\$000) VALEUR (\$000)	677	169	1.939	3.744	76	UNITED STATES ETATS-UNIS	35
52560-51	CUTTING MACHY, PAPER/PAPERBOARD CONVERTING COUPEUSE, TRANSFORMATION DU PAPIER ET DU CARTON							
	VALUE (\$000) VALEUR (\$000)	2.733	2.505	3.610	8.133	43	UNITED STATES ETATS-UNIS	50
52560-54	WINDING/REWINDING MACHY PAPER/PAPERBD CONVERT MACHINE A BOB ET A REBOBINER, TRANSF. DU PAP ET DU CARTON							
	VALUE (\$000) VALEUR (\$000)	5.643	1.922	2.078	5.387	-2	UNITED STATES ETATS-UNIS	82
52560-88	PAPER/PAPERBOARD CONVERTING MACHY/EQUIP, PTS PIECES DE MACH & MAT DE TRANSF DU PAPIER ET DU CARTON							
	VALUE (\$000) VALEUR (\$000)	30.941	25.239	33.508	59.875	24	UNITED STATES ETATS-UNIS	65



## IMPORT DATA TRENDS - TENDANCES DES DONNEES SUR L'IMPORTATION

## SECTION 3 - END PRODUCTS, INEDIBLE

## SECTION 3 - PRODUITS FINIS, NON COMESTIBLES

CODE	COMMODITY MARCHANDISE	1982	1983	1984	AVE. ANNUAL GROWTH RATE (%) 1982-1985 TAUX DE CROISSANCE 1985 ANNUEL MOYEN		MAJOR COUNTRY OF EXPORT - SHARE OF IMPORT MARKET (%) 1985 PAYS EXPORTATEUR PRINCIPAL - PART DU MARCHE DES IMPORTATIONS	
52604	ROTARY PRINTING PRESSES AND PARTS PRESSES ROTATIVES ET PIECES							
	QTY. METRIC (NO) QUANT. METRIQUE (NOMB)	40	33	49	69	20		
	QTY. IMPERIAL (NO) QUANT. IMPERIALE (NOMB)	40	33	49	69	20		
	VALUE (\$000) VALEUR (\$000)	12,380	10,467	21,915	27,364	30	UNITED STATES ETATS-UNIS	59
52604-21	PRESSES, PRINTING, FLEXOGRAPHIC T/N ROT PAPER PRESSE ROTATIVE A IMPRESSION FLEXOGRAPHIQUE M/C, PAPIER							
	QTY. METRIC (NO) QUANT. METRIQUE (NOMB)	8	17	25	42	73		
	QTY. IMPERIAL (NO) QUANT. IMPERIALE (NOMB)	8	17	25	42	73		
	VALUE (\$000) VALEUR (\$000)	768	5,743	3,443	11,449	144	UNITED STATES ETATS-UNIS	79
52604-51	PRESSES, ROTOGRAVURE PRESSE ROTOGRAVURE							
	QTY. METRIC (NO) QUANT. METRIQUE (NOMB)	3	3	8	7	32		
	QTY. IMPERIAL (NO) QUANT. IMPERIALE (NOMB)	3	3	8	7	32		
	VALUE (\$000) VALEUR (\$000)	2,495	303	6,254	6,179	35	UNITED KINGDOM ROYAUME-UNI	49
52604-88	ROTARY PRINTING PRESSES, NES, PARTS OF PIECES DE PRESSE ROTATIVE D'IMPRIMERIE NDA							
	VALUE (\$000) VALEUR (\$000)	3,659	3,836	9,534	6,277	20	UNITED STATES ETATS-UNIS	78
52608	FLAT BED CYLINDER PRESSES AND PARTS PRESSES A IMPRIMER A CYLINDRE & PCS							
	QTY. METRIC (NO) QUANT. METRIQUE (NOMB)	0	0	0	0	N.A.		
	QTY. IMPERIAL (NO) QUANT. IMPERIALE (NOMB)	0	0	0	0	N.A.		
	VALUE (\$000) VALEUR (\$000)	4	32	11	79	171	UNITED STATES ETATS-UNIS	100
52612	OFFSET, LITHOGRAPHING PRESSES & PTS PRESSES OFFSET, A LITHOGRAPHER PCS							
	QTY. METRIC (NO) QUANT. METRIQUE (NOMB)	948	582	828	869	-3		
	QTY. IMPERIAL (NO) QUANT. IMPERIALE (NOMB)	948	582	828	869	-3		
	VALUE (\$000) VALEUR (\$000)	48,030	75,491	119,159	111,279	32	UNITED STATES ETATS-UNIS	40
52612-23	PRESSES, OFFSET LITHO, MULTICOLOR, SHEETFEED PRESSE LITHOG. OFFSET POLYCHROME ALIMENTEE EN FEUILLE							
	QTY. METRIC (NO) QUANT. METRIQUE (NOMB)	0	7	5	15	N.A.		
	QTY. IMPERIAL (NO) QUANT. IMPERIALE (NOMB)	0	7	5	15	N.A.		
	VALUE (\$000) VALEUR (\$000)	8	1,655	1,548	4,762	710	JAPAN JAPON	70
52612-41	PRESSES, OFFSET, WEBFEED PRESSE OFFSET A BOBINES							
	QTY. METRIC (NO) QUANT. METRIQUE (NOMB)	21	30	27	25	6		

SEE EXPLANATORY NOTES / VOIR NOTES EXPLICATIVES

## IMPORT DATA TRENDS - TENDANCES DES DONNEES SUR L'IMPORTATION

## SECTION 3 - END PRODUCTS, INEDIBLE

## SECTION 3 - PRODUITS FINIS, NON COMESTIBLES

CODE	COMMODITY MARCHANDISE	1982	1983	1984	AVE. ANNUAL GROWTH RATE (%) 1982-1985 TAUX DE CROISSANCE 1985 ANNUEL MOYEN		MAJOR COUNTRY OF EXPORT - SHARE OF IMPORT MARKET (%) 1985 PAYS EXPORTATEUR PRINCIPAL - PART DU MARCHE DES IMPORTATIONS	
52612-41	PRESSES, OFFSET, WEBFED PRESSE OFFSET A BOBINES			(CONT-D) (SUITE)				
	QTY. IMPERIAL (NO) QUANT. IMPERIALE (NOMB)	21	30	27	25	6		
	VALUE (\$000) VALEUR (\$000)	9,686	14,342	22,267	8,628	-4	UNITED STATES ETATS-UNIS	61
52612-52	PRESSES, OFFSET, MULTI-COLOR PRESSE OFFSET POLYCHROME							
	QTY. METRIC (NO) QUANT. METRIQUE (NOMB)	70	76	183	138	25		
	QTY. IMPERIAL (NO) QUANT. IMPERIALE (NOMB)	70	76	183	138	25		
	VALUE (\$000) VALEUR (\$000)	14,512	18,190	41,311	39,575	39	GERMANY WEST ALLEMAGNE, O.	70
52612-62	PRESSES, OFFSET, SHEETFED, PERFECTING PRESSE OFFSET ALIMENTEE EN FEUILLES, RECTO-VERSO							
	QTY. METRIC (NO) QUANT. METRIQUE (NOMB)	7	4	8	18	37		
	QTY. IMPERIAL (NO) QUANT. IMPERIALE (NOMB)	7	4	8	18	37		
	VALUE (\$000) VALEUR (\$000)	1,487	314	574	3,894	37	GERMANY WEST ALLEMAGNE, O.	72
52612-88	OFFSET PRESSES NES, PARTS OF PIECES DE PRESSE OFFSET NDA							
	VALUE (\$000) VALEUR (\$000)	11,504	35,842	39,972	40,689	52	UNITED STATES ETATS-UNIS	70
52616	PRINTING PRESSES AND PARTS N E S PRESSES A IMPRIMER ET PIECES N D A							
	QTY. METRIC (NO) QUANT. METRIQUE (NOMB)	812	909	1,601	1,376	19		
	QTY. IMPERIAL (NO) QUANT. IMPERIALE (NOMB)	812	909	1,601	1,376	19		
	VALUE (\$000) VALEUR (\$000)	33,623	28,847	45,542	47,186	12	UNITED STATES ETATS-UNIS	78
52616-88	PRINTING PRESSES, NES, PARTS OF PIECES DE PRESSE A IMPRIMER NDA							
	VALUE (\$000) VALEUR (\$000)	22,946	22,545	35,662	36,203	16	UNITED STATES ETATS-UNIS	82
52620	LINOTYPE & SIMILAR TYPESETTING MACH LINOTYPES MACH A COMPOSER SEMBLABLE							
	QTY. METRIC (NO) QUANT. METRIQUE (NOMB)	524	650	781	776	14		
	QTY. IMPERIAL (NO) QUANT. IMPERIALE (NOMB)	524	650	781	776	14		
	VALUE (\$000) VALEUR (\$000)	31,586	31,878	47,221	51,351	17	UNITED STATES ETATS-UNIS	98
52620-74	PHOTOTYPESETTING MACHINE PHOTOCOMPSEUSE							
	QTY. METRIC (NO) QUANT. METRIQUE (NOMB)	355	412	479	527	14		
	QTY. IMPERIAL (NO) QUANT. IMPERIALE (NOMB)	355	412	479	527	14		
	VALUE (\$000) VALEUR (\$000)	8,246	9,851	11,887	11,161	10	UNITED STATES ETATS-UNIS	94

## IMPORT DATA TRENDS - TENDANCES DES DONNEES SUR L'IMPORTATION

## SECTION 3 - END PRODUCTS, INEDIBLE

## SECTION 3 - PRODUITS FINIS, NON COMESTIBLES

CODE	COMMODITY MARCHANDISE	1982	1983	1984	AVE. ANNUAL GROWTH RATE (%) 1982-1985 TAUX DE CROISSANCE 1985 ANNUEL MOYEN		MAJOR COUNTRY OF EXPDRT - SHARE OF IMPORT MARKET (%) 1985 PAYS EXPORTATEUR PRINCIPAL - PART DU MARCHE DES IMPORTATIONS	
52620-88	TYPESETTING MACHINES, NES PTS OF PIECES DE MACH. A COMPOSER NDA							
	VALUE (\$000) VALEUR (\$000)	21,293	19,619	29,054	32,216	15	UNITED STATES ETATS-UNIS	99
52624	COMPOSING ROOM MACH EQUIP & PTS NES MACH ATELIER DE COMPOSITION PCS NDA							
	VALUE (\$000) VALEUR (\$000)	4,470	2,022	2,867	3,444	-8	UNITED STATES ETATS-UNIS	85
52645	TYPE FOUNDRY & RELATED EQUIP & PTS MACH FONDERIE TYPOGRAPHIQUE PCS NDA							
	VALUE (\$000) VALEUR (\$000)	6,944	8,627	8,542	8,974	9	UNITED STATES ETATS-UNIS	75
52645-88	PLATEMAKING MACHY AND REL EQUIP NES, PTS OF PIECES DE MACH ET ACCS POUR FAB DE PLAQUES OFFSET NDA							
	VALUE (\$000) VALEUR (\$000)	2,943	2,230	2,604	3,385	5	UNITED STATES ETATS-UNIS	74
52646	BLANKETS FOR THE PRINTING INDUSTRY BLANCHETS POUR L'INDUS D'IMPRESSION							
	VALUE (\$000) VALEUR (\$000)	6,182	7,260	8,321	8,439	11	UNITED STATES ETATS-UNIS	78
52655	PLATES PRINTING & LIKE ARTICLES NES CLICHES GALVANOTYPES AUTRES PCS NDA							
	VALUE (\$000) VALEUR (\$000)	21,133	23,393	27,625	27,672	9	UNITED STATES ETATS-UNIS	71
52655-25	PLATES, PRINTING, OFFSET TYPE PLAQUE D'IMPRIMERIE, OFFSET							
	VALUE (\$000) VALEUR (\$000)	4,611	5,082	8,580	10,234	30	UNITED STATES ETATS-UNIS	69
52655-29	PLATES, PRINTING, NES PLAQUE D'IMPRIMERIE NDA							
	VALUE (\$000) VALEUR (\$000)	9,997	11,308	11,871	7,754	-8	UNITED STATES ETATS-UNIS	53
52655-62	CYLINDERS, ENGRAVERS CYLINDRE GRAVEUR							
	VALUE (\$000) VALEUR (\$000)	1,938	2,398	2,602	5,001	37	UNITED STATES ETATS-UNIS	86
52657	TYPE FOR PRINTING CARACTERES D'IMPRIMERIE							
	VALUE (\$000) VALEUR (\$000)	503	585	634	453	-3	UNITED STATES ETATS-UNIS	75
52659	PRINTING INDUSTRIES MACHY & PTS NES MACH. MATERIEL IMPRIMERIE & PCS NDA							
	VALUE (\$000) VALEUR (\$000)	20,686	19,344	37,252	42,201	27	UNITED STATES ETATS-UNIS	74
52659-88	PRINTING INDUSTRIES MACHY/EQUIP NES, PTS PIECES DE MACH. ET MAT. POUR ENTREPRISES D'IMPRIMERIE NDA							
	VALUE (\$000) VALEUR (\$000)	6,723	6,455	8,749	11,544	20	UNITED STATES ETATS-UNIS	78
52669	BOOKBINDING MACHINERY EQUIP & PARTS MACH OUTILLAGE DE RELIURE & PCS NDA							
	VALUE (\$000) VALEUR (\$000)	15,072	13,984	19,331	29,791	25	UNITED STATES ETATS-UNIS	62

SEE EXPLANATORY NOTES / VOIR NOTES EXPLICATIVES

## IMPORT DATA TRENDS - TENDANCES DES DONNEES SUR L'IMPORTATION

## SECTION 3 - END PRODUCTS, INEDIBLE

## SECTION 3 - PRODUITS FINIS, NON COMESTIBLES

CODE	COMMODITY MARCHANDISE	1982	1983	1984	AVE. ANNUAL GROWTH RATE (%) 1982-1985 TAUX DE CROISSANCE ANNUEL MOYEN		MAJOR COUNTRY OF EXPORT - SHARE OF IMPORT MARKET (%) 1985 PAYS EXPORTATEUR PRINCIPAL - PART DU MARCHE DES IMPORTATIONS		
					1985	ANNUEL MOYEN			
52669-42	FOLDING MACHINES, LEAF, BOOKBINDING MACHINE A PLIER LES FEUILLES, RELIURE								
	QTY. METRIC (NO) QUANT. METRIQUE (NOMB)	190	127	204	291	15			
	QTY. IMPERIAL (NO) QUANT. IMPERIALE (NOMB)	190	127	204	291	15			
	VALUE (\$000) VALEUR (\$000)	1,783	2,230	2,062	3,178	21	UNITED STATES ETATS-UNIS	50	
52669-88	BOOKBINDING MCHY AND EQUIP NES, PARTS OF PIECES DE MACHINE ET MATERIEL DE RELIURE NDA								
	VALUE (\$000) VALEUR (\$000)	3,295	2,926	5,265	6,272	24	UNITED STATES ETATS-UNIS	79	
52706	CARD CLOTHING FOR TEXTILE MACHINERY GARNITURES DE CARDES INDUS. TEXTILE								
	VALUE (\$000) VALEUR (\$000)	303	410	741	777	37	UNITED STATES ETATS-UNIS	75	
52729	SPINNING AND RELATED MACHY & PARTS MACH POUR FILATURE & CONNEXES & PCS								
	VALUE (\$000) VALEUR (\$000)	29,206	21,313	28,108	33,166	4	GERMANY WEST ALLEMAGNE, O.	46	
52729-20	SPINNING MACH, TEXTILE / SPINNING FRAMES MACHINE DE FILAGE, TEXTILE, METIER A FILER								
	QTY. METRIC (NO) QUANT. METRIQUE (NOMB)	56	26	40	44	-7			
	QTY. IMPERIAL (NO) QUANT. IMPERIALE (NOMB)	56	26	40	44	-7			
	VALUE (\$000) VALEUR (\$000)	4,573	2,528	4,443	10,896	33	GERMANY WEST ALLEMAGNE, O.	91	
52729-28	SPINNING AND RELATED MACHY TEXTILE NES PTS OF PIECES DE MACH PR FILATURE & TIS MACH CON NDA								
	VALUE (\$000) VALEUR (\$000)	10,849	7,850	8,216	9,869	-3	UNITED STATES ETATS-UNIS	80	
52729-88	WINDING AND RELATED MACHY TEXTILE, NES, PTS PIECES DE MACH DE RENVIDAGE & MACHINE CON TEXTILE NDA								
	VALUE (\$000) VALEUR (\$000)	2,653	2,396	4,613	3,505	10	UNITED STATES ETATS-UNIS	68	
52732	WEAVING MACHINERY AND PARTS METIERS A TISSER OU MACHINES ET PCS								
	VALUE (\$000) VALEUR (\$000)	26,783	28,788	26,896	29,451	3	UNITED STATES ETATS-UNIS	38	
52732-43	LOOMS, TEXTILE, PROJECTILE, SULZER TYPE METIER A TISSER, SULZER, TEXTILE								
	QTY. METRIC (NO) QUANT. METRIQUE (NOMB)	42	147	28	116	40			
	QTY. IMPERIAL (NO) QUANT. IMPERIALE (NOMB)	42	147	28	116	40			
	VALUE (\$000) VALEUR (\$000)	2,639	8,526	1,957	4,785	22	SWITZERLAND SUISSE	100	
52732-88	WEAVING MACHINERY, TEXTILE, NES, PARTS OF PIECES DE MACHINE A TISSER, TEXTILE NDA								
	VALUE (\$000) VALEUR (\$000)	11,442	14,487	17,606	15,689	11	UNITED STATES ETATS-UNIS	68	

## IMPORT DATA TRENDS - TENDANCES DES DONNEES SUR L'IMPORTATION

## SECTION 3 - END PRODUCTS, INEDIBLE

## SECTION 3 - PRODUITS FINIS, NON COMESTIBLES

CODE	COMMODITY MARCHANDISE	1982	1983	1984	AVE. ANNUAL GROWTH RATE (%) 1982-1985 TAUX DE CROISSANCE ANNUEL MOYEN		MAJOR COUNTRY OF EXPORT - SHARE OF IMPORT MARKET (%) 1985 PAYS EXPORTATEUR PRINCIPAL - PART DU MARCHE DES IMPORTATIONS		
					1985	ANNUEL MOYEN			
52736	KNITTING MACHINE NEEDLES AIGUILLES DE MACHINES A TRICOTER								
	QTY. METRIC (M) QUANT. METRIQUE (M)	15,900	20,505	26,111	25,423	17			
	QTY. IMPERIAL (M) QUANT. IMPERIALE (M)	15,900	20,505	26,111	25,423	17			
	VALUE (\$000) VALEUR (\$000)	2,360	2,826	3,766	3,118	10	GERMANY WEST ALLEMAGNE, O.	27	
52740	KNITTING MACHINERY AND PARTS N E S MACHINES A TRICOTER ET PIECES NDA								
	VALUE (\$000) VALEUR (\$000)	14,775	17,649	22,869	23,215	16	UNITED STATES ETATS-UNIS	47	
52740-24	KNITTING MACHINES, CIRCULAR HOSIERY METIER A TRICOTER, TRICOT CHAUSSANT CIRCULAIRE								
	QTY. METRIC (NO) QUANT. METRIQUE (NDMB)	179	415	371	399	30			
	QTY. IMPERIAL (NO) QUANT. IMPERIALE (NOMB)	179	415	371	399	30			
	VALUE (\$000) VALEUR (\$000)	1,235	3,487	4,128	4,396	52	ITALY ITALIE	71	
52740-29	KNITTING MACHINES, TEX, CIRCULAR TYPE NES METIER A TRICOTER, CIRCULAIRE, TEXTILE, NDA								
	QTY. METRIC (NO) QUANT. METRIQUE (NDMB)	96	113	137	140	13			
	QTY. IMPERIAL (NO) QUANT. IMPERIALE (NOMB)	96	113	137	140	13			
	VALUE (\$000) VALEUR (\$000)	2,329	3,390	4,234	4,722	26	UNITED STATES ETATS-UNIS	33	
52740-88	KNITTING MACHINES, TEXTILE, NES, PARTS OF PIECES DE METIER A TRICOTER TEXTILE, NDA								
	VALUE (\$000) VALEUR (\$000)	3,802	3,894	4,861	4,685	7	UNITED STATES ETATS-UNIS	64	
52756	BLEACHING DYEING MACHINERY & PARTS MACHINES A BLANCHIR, TEINDRE ET PCS								
	VALUE (\$000) VALEUR (\$000)	11,461	14,111	18,049	15,336	10	UNITED STATES ETATS-UNIS	62	
52756-79	DYEING MACHINERY, TEXTILE, NES MACHINE DE TEINTURE, TEXTILE NDA								
	QTY. METRIC (NO) QUANT. METRIQUE (NOMB)	28	42	43	50	21			
	QTY. IMPERIAL (NO) QUANT. IMPERIALE (NOMB)	28	42	43	50	21			
	VALUE (\$000) VALEUR (\$000)	2,338	2,925	3,507	3,640	16	GERMANY WEST ALLEMAGNE, O.	43	
52756-88	FINISHING MACHINERY, TEXTILE, NES, PARTS OF PIECES DE MACHINE D'APPRETAGE DE TISSUS NDA								
	VALUE (\$000) VALEUR (\$000)	2,964	2,608	3,543	3,699	8	UNITED STATES ETATS-UNIS	83	
52760	SEWING MACHINES INDUSTRIAL & PARTS MACHINES A COUDRE INDUS. ACCESS PCS								
	QTY. METRIC (NO) QUANT. METRIQUE (NDMB)	16,141	21,821	27,989	36,372	31			
	QTY. IMPERIAL (NO) QUANT. IMPERIALE (NOMB)	16,141	21,821	27,989	36,372	31			

## IMPORT DATA TRENDS - TENDANCES DES DONNEES SUR L'IMPORTATION

SECTION 3 - END PRODUCTS. INEDIBLE			SECTION 3 - PRDUIITS FINIS, NON COMESTIBLES						
CODE	COMMODITY MARCHANDISE		1982	1983	1984	AVE. ANNUAL GROWTH RATE (%) 1982-1985 TAUX DE CROISSANCE ANNUEL MOYEN		MAJOR COUNTRY OF EXPORT - SHARE OF IMPDRT MARKET (%) 1985 PAYS EXPDRTATEUR PRINCIPAL - PART DU MARCHE DES IMPORTATIONS	
						1985			
52760	SEWING MACHINES INDUSTRIAL & PARTS MACHINES A COUDRE INDUS. ACCESS PCS				(CDNT-D) (SUITE)				
	VALUE (\$000) VALEUR (\$000)		22,123	28,161	36,494	40,075	22	UNITED STATES ETATS-UNIS	39
52760-39	SEWING/STITCHING MACHINE CLOTHING/TEX IND NES MACHINE A COUDRE, ET A PIQUER IND., VETEMENT/TEXTILE NDA								
	QTY. METRIC (NO) QUANT. METRIQUE (NDMB)		1,143	4,408	8,446	9,676	1D2		
	QTY. IMPERIAL (NO) QUANT. IMPERIALE (NOMB)		1,143	4,408	8,446	9,676	1D2		
	VALUE (\$000) VALEUR (\$000)		2,223	4,388	6,272	7,666	5D	JAPAN JAPON	36
52760-79	SEWING MACHINE HEADS, INDUSTRIAL NES TETE DE MACHINE A COUDRE INDUSTRIELLE NDA								
	QTY. METRIC (NO) QUANT. METRIQUE (NDMB)		4,732	4,186	6,059	9,220	25		
	QTY. IMPERIAL (NO) QUANT. IMPERIALE (NOMB)		4,732	4,186	6,059	9,220	25		
	VALUE (\$000) VALEUR (\$000)		3,007	2,250	3,817	5,607	23	JAPAN JAPON	80
52760-88	SEWING MACHINES, INDUSTRIAL, NES, PARTS OF PIECES DE MACHINE A COUDRE INDUSTRIELLE, NDA								
	VALUE (\$000) VALEUR (\$000)		6,021	7,524	10,287	9,880	18	UNITED STATES ETATS-UNIS	65
52799	TEXTILE INDUSTRIES MACHY & PTS NES MACH. PDUR INDUS. TEXTILES, PCS NDA								
	VALUE (\$000) VALEUR (\$000)		45,601	53,826	60,312	59,201	9	UNITED STATES ETATS-UNIS	64
52799-48	FIBRE PREP MACHY/EQUIP, TEXTILE IND, PARTS PIECES DE MACHINE ET MATERIEL DE PREP DES FIB IND TEX								
	VALUE (\$000) VALEUR (\$000)		2,350	2,966	2,833	3,968	19	UNITED STATES ETATS-UNIS	61
52799-88	TEXTILE INDUSTRIES MACHY/EQUIP NES, PTS OF PIECES PDUR MACHINE D'INDUSTRIE TEXTILE, NDA								
	VALUE (\$000) VALEUR (\$000)		20,736	26,842	30,077	24,071	5	UNITED STATES ETATS-UNIS	72
528D2	FLDUR AND GRIST MILL MACHY & PARTS MACH PDUR MOULINS A FARINE, BLE PCS								
	VALUE (\$000) VALEUR (\$000)		12,061	12,022	14,092	14,841	7	UNITED STATES ETATS-UNIS	69
52802-88	GRAIN/FEED PROCESSING/TREATING MACHY NES, PTS PIECES DE MACHINE A TRANSFORMER GRAIN ET PROVENDE, NDA								
	VALUE (\$000) VALEUR (\$000)		8,555	7,583	9,263	8,220	-1	UNITED STATES ETATS-UNIS	77
52819	BAKERY MACHINERY AND PARTS MACHINES POUR BOULANGERIE ET PIECES								
	VALUE (\$000) VALEUR (\$000)		18,598	23,141	26,569	27,841	14	UNITED STATES ETATS-UNIS	57
52819-88	BAKERY MACHINERY, NES, PARTS OF PIECES DE MACHINE DE BDULANGERIE, NDA								
	VALUE (\$000) VALEUR (\$000)		5,015	7,132	8,772	8,026	17	UNITED STATES ETATS-UNIS	81
52824	FISH PREPARING MACHINERY AND PARTS MACHINES POUR PREP. POISSONS ET PCS								
	VALUE (\$000) VALEUR (\$000)		6,330	5,437	7,102	8,228	9	UNITED STATES ETATS-UNIS	56

SEE EXPLANATORY NOTES / VOIR NOTES EXPLICATIVES

## IMPORT DATA TRENDS - TENDANCES DES DONNEES SUR L'IMPORTATION

## SECTION 3 - END PRODUCTS, INEDIBLE

## SECTION 3 - PRODUITS FINIS, NON COMESTIBLES

CODE	COMMODITY MARCHANDISE	1982	1983	1984	AVE. ANNUAL GROWTH RATE (%) 1982-1985 TAUX DE CROISSANCE ANNUEL MOYEN		MAJOR COUNTRY OF EXPORT - SHARE OF IMPORT MARKET (%) 1985 PAYS EXPORTATEUR PRINCIPAL - PART DU MARCHE DES IMPORTATIONS		
					1985	ANNUEL MOYEN			
52826	CONFECTIONERY INDUSTRY MACHY. & PTS MACH POUR INDUS OE CNDFISERIE & PCS								
	VALUE (\$000)	6,227	4,603	5,875	7,740	7	UNITED STATES	32	
	VALEUR (\$000)						ETATS-UNIS		
52826-88	CONFECTIONERY INDUSTRY MACHINERY, NES, PTS OF PIECES POUR MACHINE SERVANT A L'INDUSTRIE OE LA CONF NOA								
	VALUE (\$000)	2,175	1,877	2,423	3,106	13	UNITED STATES	24	
	VALEUR (\$000)						ETATS-UNIS		
52827	SUGAR INDUSTRY MACHINERY AND PARTS MACH. POUR INDUSTRIE OU SUCRE & PCS								
	VALUE (\$000)	3,091	1,876	2,095	1,173	-27	UNITED STATES	76	
	VALEUR (\$000)						ETATS-UNIS		
52836	MEAT PACKING INDUSTRY MACHY & PARTS MACH POUR CONSERVERIE OE VIANDE PCS								
	VALUE (\$000)	17,871	21,352	27,792	25,853	13	UNITED STATES	66	
	VALEUR (\$000)						ETATS-UNIS		
52836-88	MEAT PACKING INDUSTRY MACHINERY, NES, PTS OF PIECES OE MACH. POUR CONSERVERIE OE VIANDE, NOA								
	VALUE (\$000)	5,095	5,746	6,075	7,233	12	UNITED STATES	79	
	VALEUR (\$000)						ETATS-UNIS		
52852	PASTEURIZERS FOR DAIRIES AND PARTS PASTEURISATEURS OE LAITERIE ET PCS.								
	VALUE (\$000)	1,845	780	2,128	1,750	-2	UNITED STATES	51	
	VALEUR (\$000)						ETATS-UNIS		
52857	DAIRY PLANT MACHINERY AND PARTS NES MACHINES POUR LAITERIE & PIECES NOA								
	VALUE (\$000)	16,288	16,315	21,422	26,219	17	UNITED STATES	79	
	VALEUR (\$000)						ETATS-UNIS		
52857-45	FREEZERS, ICE CREAM, DAIRY, INDUSTRIAL CONGELATEUR IND POUR CREME GLACEE, LAITERIE								
	QTY. METRIC (NO)	421	402	401	1,048	35			
	QUANT. METRIQUE (NOMB)								
	QTY. IMPERIAL (NO)	421	402	401	1,048	35			
	QUANT. IMPERIALE (NOMB)								
	VALUE (\$000)	1,956	1,030	1,564	3,083	16	UNITED STATES	88	
	VALEUR (\$000)						ETATS-UNIS		
52857-49	ICE CREAM MAKING MACHINERY, INDUSTRIAL, NES MACHINES IND POUR PROD OE CREME GLACEE NDA								
	VALUE (\$000)	1,264	1,851	2,861	3,512	40	UNITED STATES	85	
	VALEUR (\$000)						ETATS-UNIS		
52857-88	DAIRY PRODUCTS PLANT MACHY/EQUIP NES, PTS OF PIECES OE MACHINE ET APP POUR LAITERIE NOA								
	VALUE (\$000)	5,610	6,281	8,413	10,205	22	UNITED STATES	80	
	VALEUR (\$000)						ETATS-UNIS		
52860	BEVERAGE INDUSTRIES MACHY AND PARTS MACHINES INDUSTRIE OES BOISSONS PCS								
	VALUE (\$000)	7,721	10,482	18,518	9,845	8	UNITED STATES	55	
	VALEUR (\$000)						ETATS-UNIS		
52864	CIGARETTE MAKING MACHINERY & PARTS MACH. A FABRIQUER CIGARETTES ET PCS								
	VALUE (\$000)	16,095	12,902	13,872	10,761	-12	GERMANY WEST	47	
	VALEUR (\$000)						ALLEMAGNE, O.		

## IMPORT DATA TRENDS - TENDANCES DES DONNEES SUR L'IMPORTATION

## SECTION 3 - END PRODUCTS, INEDIBLE

## SECTION 3 - PRODUITS FINIS, NON COMESTIBLES

CODE	COMMODITY MARCHANDISE	1982	1983	1984	AVE. ANNUAL GROWTH RATE (%) 1982-1985		MAJOR COUNTRY OF EXPORT - SHARE OF IMPORT MARKET (%) 1985	
					1985	ANNUEL MOYEN	PAYS EXPORTATEUR PRINCIPAL - PART DU MARCHE DES IMPORTATIONS	
52864-25	CIGARETTE MAKING MACHINERY, INDUSTRIAL MACHINE A FAIRE LES CIGARETTES, IND.							
	VALUE (\$000)	9,012	6,684	7,555	4,272	-22	GERMANY WEST ALLEMAGNE, O.	70
	VALEUR (\$000)							
52864-88	CIGARETTE MAKING MACHY IND NES, PARTS OF PIECES DE MACHINE A FAIRE LES CIGARETTES, NDA							
	VALUE (\$000)	7,083	6,218	6,317	6,489	-3	UNITED STATES ETATS-UNIS	45
	VALEUR (\$000)							
52868	TOBACCO MFG MACHINERY AND PARTS NES MACHINES A FABRIQUER TABAC, PCS NDA							
	VALUE (\$000)	3,092	5,192	1,343	2,754	-4	GERMANY WEST ALLEMAGNE, O.	49
	VALEUR (\$000)							
52899	FOOD PRODUCTS MACHINERY & PARTS NES MACH POUR PRDD ALIMENTAIRES PCS NDA							
	VALUE (\$000)	40,133	43,631	47,207	50,413	8	UNITED STATES ETATS-UNIS	71
	VALEUR (\$000)							
52899-88	FOOD PRODUCTS MACHY/EQUIP NES, PARTS OF PIECES DE MACH APP POUR FAB PRODUITS ALIMENTAIRES NDA							
	VALUE (\$000)	12,988	16,459	19,052	20,376	16	UNITED STATES ETATS-UNIS	77
	VALEUR (\$000)							
52904	RUBBER TIRE BUILDING MACHY & PARTS MACHINES FAB. PNEUS CAOUTCH. ET PCS							
	VALUE (\$000)	103,375	54,351	51,688	45,423	-24	UNITED STATES ETATS-UNIS	88
	VALEUR (\$000)							
52904-52	MDULDS, TIRE MDULE POUR PNEUS							
	QTY. METRIC (NO)	1,115	1,700	2,572	2,175	25		
	QUANT. METRIQUE (NOMB)							
	QTY. IMPERIAL (NO)	1,115	1,700	2,572	2,175	25		
	QUANT. IMPERIALE (NOMB)							
	VALUE (\$000)	4,993	7,281	9,804	8,602	20	UNITED STATES ETATS-UNIS	99
	VALEUR (\$000)							
52904-88	RUBBER TIRE/TUBE MFG MACHY/EQUIP, PARTS OF PIECES DE MACH & MAT DE FAB DE PNEUS/CH A AIR CAOUTC							
	VALUE (\$000)	76,712	35,138	30,995	32,035	-25	UNITED STATES ETATS-UNIS	84
	VALEUR (\$000)							
52909	RUBBER WRKING MACHY AND PARTS NES MACH. A TRAVAILLER CAOUTCH. PCS NDA							
	VALUE (\$000)	14,923	13,362	12,196	15,403	1	UNITED STATES ETATS-UNIS	60
	VALEUR (\$000)							
52909-41	MOULDING MACHINE, INJECTION, RUBBER MACHINE POUR MOULAGE DU CAOUTCHOUC PAR INJECTION							
	QTY. METRIC (NO)	15	18	34	21	12		
	QUANT. METRIQUE (NOMB)							
	QTY. IMPERIAL (NO)	15	18	34	21	12		
	QUANT. IMPERIALE (NOMB)							
	VALUE (\$000)	959	2,437	3,130	3,710	56	GERMANY WEST ALLEMAGNE, O.	41
	VALEUR (\$000)							
52909-88	RUBBER WORKING MACHINERY/EQUIPMENT, PARTS PIECES DE MACH ET MAT POUR FACONNER LE CAOUTCHOUC							
	VALUE (\$000)	6,693	4,308	4,364	6,070	-3	UNITED STATES ETATS-UNIS	82
	VALEUR (\$000)							



## IMPORT DATA TRENDS - TENDANCES DES DONNEES SUR L'IMPORTATION

## SECTION 3 - END PRODUCTS, INEDIBLE

## SECTION 3 - PRODUITS FINIS, NON COMESTIBLES

CODE	COMMODITY MARCHANDISE	1982	1983	1984	AVE. ANNUAL GROWTH RATE (%) 1982-1985 TAUX DE CROISSANCE ANNUEL MOYEN		MAJOR COUNTRY OF EXPORT - SHARE OF IMPORT MARKET (%) 1985 PAYS EXPORTATEUR PRINCIPAL - PART DU MARCHE DES IMPORTATIONS		
					1985	ANNUEL MOYEN			
52916	CLAY & CONCRETE PROD MACHY & PT NES MACH POUR PROD BETON ARGILE PCS NDA								
	VALUE (\$000)	10,512	4,041	17,227	10,448	0	UNITED STATES	67	
	VALEUR (\$000)						ETATS-UNIS		
52916-88	CONCRETE/CLAY PRODUCTS IND MACHY/EQUIP.PARTS PIECES DE MACH. ET MAT. DE L'IND. DES PROD. CIM/ARGILE								
	VALUE (\$000)	3,824	2,501	6,650	5,661	14	UNITED STATES	71	
	VALEUR (\$000)						ETATS-UNIS		
52920	GLASS INDUSTRIES MACHINERY & PARTS MACHINES POUR INDUS DE VERRERIE PCS								
	VALUE (\$000)	20,867	21,803	24,826	39,876	24	UNITED STATES	73	
	VALEUR (\$000)						ETATS-UNIS		
52920-88	GLASS INDUSTRIES MACHY/EQUIP NES, PARTS OF PIECES DE MACH ET MAT POUR INDUSTRIE DU VERRE NDA								
	VALUE (\$000)	10,214	14,917	16,044	21,040	27	UNITED STATES	82	
	VALEUR (\$000)						ETATS-UNIS		
52924	SHOE-MAKING INDUSTRY MACHY & PARTS MACH. POUR FAB. DE CHAUSSURES & PCS								
	VALUE (\$000)	9,286	12,660	20,177	12,326	10	ITALY	52	
	VALEUR (\$000)						ITALIE		
52924-88	SHOE MAKING INDUSTRY MACHY/EQUIP. PARTS OF PIECES DE MACH ET MAT DE FABRICATION DES CHAUSSURES								
	VALUE (\$000)	4,560	4,884	4,827	3,899	-5	ITALY	43	
	VALEUR (\$000)						ITALIE		
52927	LEATHER TANNING MACHINERY & PTS NES MACH. POUR TANNAGE DU CUIR. PCS NDA								
	VALUE (\$000)	3,218	2,916	3,149	3,560	4	UNITED STATES	54	
	VALEUR (\$000)						ETATS-UNIS		
52935	FERTILIZER MAKING MIXING MACH & PTS MACH PRODUCTION MELANGE ENGRAIS PCS								
	VALUE (\$000)	60,043	32,357	19,988	30,695	-20	UNITED STATES	74	
	VALEUR (\$000)						ETATS-UNIS		
52935-88	FERTILIZER MAKING/MIXING MACHY/EQUIP NES PTS PIECES DE MACH & EQUIP PR FAB & MELANGE LES ENGR NDA								
	VALUE (\$000)	32,876	10,038	11,812	15,880	-22	UNITED STATES	70	
	VALEUR (\$000)						ETATS-UNIS		
52936	CHEMICAL PHARM PROD MACHY & PTS NES MACH INDUS CHIMIQUE & PHARM PCS NDA								
	VALUE (\$000)	29,562	31,418	33,591	53,108	21	UNITED STATES	78	
	VALEUR (\$000)						ETATS-UNIS		
52936-28	PHARMACEUTICAL PRODUCTS IND MACHY/EQUIP PTS PIECES DE MACH ET EQUIP DE L'INDUSTRIE PHARMACEUTIQUE								
	VALUE (\$000)	3,007	3,553	4,053	6,081	26	UNITED STATES	87	
	VALEUR (\$000)						ETATS-UNIS		
52936-29	PHARMACEUTICAL PRODUCTS IND MACHY/EQUIP NES MACHINE ET EQUIP. DE L'INDUSTRIE PHARMACEUTIQUE NDA								
	VALUE (\$000)	3,415	3,046	4,342	3,553	1	UNITED STATES	66	
	VALEUR (\$000)						ETATS-UNIS		
52936-56	CELLS, ELECTROLYTIC CELLULE ELECTROLYTIQUE								
	VALUE (\$000)	7,125	6,024	7,400	17,477	34	UNITED STATES	91	
	VALEUR (\$000)						ETATS-UNIS		
52936-88	CHEMICAL PRODUCTS IND MACHY/EQUIP NES PARTS PIECES DE MACH ET EQUIP D'USINE DE PROD. CHIMIQUES, NDA								
	VALUE (\$000)	8,631	6,694	7,581	14,394	18	UNITED STATES	70	
	VALEUR (\$000)						ETATS-UNIS		

SEE EXPLANATORY NOTES / VOIR NOTES EXPLICATIVES

## IMPORT DATA TRENDS - TENDANCES DES DONNEES SUR L'IMPORTATION

## SECTION 3 - END PRODUCTS, INEDIBLE

## SECTION 3 - PRODUITS FINIS, NON COMESTIBLES

CODE	COMMODITY MARCHANDISE		1982	1983	1984	1985	AVE. ANNUAL GROWTH RATE (%) 1982-1985	MAJDR COUNTRY OF EXPDRT - SHARE OF IMPORT MARKET (%) 1985	
							TAUX DE CROISSANCE ANNUEL MOYEN	PAYS EXPORTATEUR PRINCIPAL - PART DU MARCHE DES IMPORTATIONS	
52941	PLASTICS INJECTN MOULDING MACHY, PT MACH. MOULAGE INJECTION PLAST & PCS								
	QTY. METRIC (NO)		148	161	299	391	38		
	QUANT. METRIQUE (NOMB)								
	QTY. IMPERIAL (NO)		148	161	299	391	38		
	QUANT. IMPERIALE (NOMB)								
	VALUE (\$000)		24,077	24,412	41,325	60,427	35	UNITED STATES	42
	VALEUR (\$000)							ETATS-UNIS	
52941-21	PRESSES, SCREW INJ TYPE, RECIP, PLASTICS PRESSE A VIS, ALTERNATIVE A INJECT. MAT. PLAST								
	QTY. METRIC (NO)		13	28	40	102	97		
	QUANT. METRIQUE (NOMB)								
	QTY. IMPERIAL (NO)		13	28	40	102	97		
	QUANT. IMPERIALE (NOMB)								
	VALUE (\$000)		2,632	2,681	7,509	21,069	99	UNITED STATES	45
	VALEUR (\$000)							ETATS-UNIS	
52941-88	PLASTIC INJECTION MOULDING MACHY NES PTS OF PIECES D'APPAREILS A MOULER LE PLASTIQUE PAR INJECTION NOA								
	VALUE (\$000)		10,563	12,660	21,917	22,916	29	UNITED STATES	41
	VALEUR (\$000)							ETATS-UNIS	
52942	PLASTICS MOULDING MACHY AND PTS NES MACH. POUR MOULAGE PLAST. & PCS NOA								
	QTY. METRIC (NO)		193	192	272	303	16		
	QUANT. METRIQUE (NOMB)								
	QTY. IMPERIAL (NO)		193	192	272	303	16		
	QUANT. IMPERIALE (NOMB)								
	VALUE (\$000)		18,794	19,967	31,041	37,043	25	UNITED STATES	46
	VALEUR (\$000)							ETATS-UNIS	
52942-21	MOULDING MACHINE, BLOW TYPE, PLASTICS MACHINE A MOULER LE PLASTIQUE PAR SOUFFLAGE								
	QTY. METRIC (NO)		69	47	99	100	13		
	QUANT. METRIQUE (NOMB)								
	QTY. IMPERIAL (NO)		69	47	99	100	13		
	QUANT. IMPERIALE (NOMB)								
	VALUE (\$000)		8,576	6,449	13,993	18,508	29	GERMANY WEST	49
	VALEUR (\$000)							ALLEMAGNE, O.	
52942-28	MOULDING MACHINE, BLOW TYPE, PLASTICS, PTS OF PIECES DE MACH A MOULER LE PLASTIQUE PAR SOUFFLAGE								
	VALUE (\$000)		1,552	1,887	3,349	3,347	29	UNITED STATES	50
	VALEUR (\$000)							ETATS-UNIS	
52942-51	MOULDING MACHINE, THERMOFORMING, PLASTICS MACHINE A MOULER POUR THERMOFORMAGE MATIERES PLASTIQUES								
	QTY. METRIC (NO)		7	27	37	32	65		
	QUANT. METRIQUE (NOMB)								
	QTY. IMPERIAL (NO)		7	27	37	32	65		
	QUANT. IMPERIALE (NOMB)								
	VALUE (\$000)		1,380	2,452	2,761	3,365	34	ITALY	59
	VALEUR (\$000)							ITALIE	
52942-88	PLASTIC MOULDING MACHINERY NES, PARTS OF PIECES DE MACH. A MOULER LE PLASTIQUE NOA								
	VALUE (\$000)		4,043	5,140	6,417	6,066	14	UNITED STATES	74
	VALEUR (\$000)							ETATS-UNIS	
52944	PLASTICS EXTRUSION MACHINERY & PTS. MACH POUR EXTRUSION DES PLAST & PCS								
	QTY. METRIC (NO)		181	114	241	319	21		
	QUANT. METRIQUE (NOMB)								

SEE EXPLANATORY NOTES / VOIR NOTES EXPLICATIVES

## IMPORT DATA TRENDS - TENDANCES DES DONNEES SUR L'IMPORTATION

## SECTION 3 - END PRODUCTS, INEDIBLE

## SECTION 3 - PRODUITS FINIS, NON COMESTIBLES

CODE	COMMODITY MARCHANDISE	1982	1983	1984	AVE. ANNUAL GROWTH RATE (%) 1982-1985 TAUX DE CROISSANCE ANNUEL MOYEN		MAJOR COUNTRY OF EXPORT - SHARE OF IMPORT MARKET (%) 1985 PAYS EXPORTATEUR PRINCIPAL - PART DU MARCHE DES IMPORTATIONS	
					1985	ANNUEL MOYEN		
52944	PLASTICS EXTRUSION MACHINERY & PTS. MACH POUR EXTRUSION DES PLAST & PCS			(CONT-D) (SUITE)				
	QTY. IMPERIAL (NO) QUANT. IMPERIALE (NOMB)	181	114	241	319	21		
	VALUE (\$000) VALEUR (\$000)	18,769	18,512	23,793	30,055	17	UNITED STATES ETATS-UNIS	66
52944-21	EXTRUDER, TWIN SCREW DEVOLATILIZING, PLASTIC BOUDINEUSE A VIS JUMELEE, INDUSTRIE DU PLASTIQUE							
	QTY. METRIC (NO) QUANT. METRIQUE (NOMB)	20	18	43	48	33		
	QTY. IMPERIAL (NO) QUANT. IMPERIALE (NOMB)	20	18	43	48	33		
	VALUE (\$000) VALEUR (\$000)	1,576	1,947	2,995	5,390	50	UNITED STATES ETATS-UNIS	43
52944-28	EXTRUDING MACHINES, SCREW TYPE, PLASTIC PARTS PIECES DE BOUDINEUSE, A VIS, MATIERES PLASTIQUES							
	VALUE (\$000) VALEUR (\$000)	2,840	1,782	2,314	3,628	8	UNITED STATES ETATS-UNIS	74
52944-29	EXTRUDING MACHINES, SCREW TYPE, PLASTIC, NES BOUDINEUSE A VIS, MATIERES PLASTIQUES, NDA							
	QTY. METRIC (NO) QUANT. METRIQUE (NOMB)	13	20	37	32	35		
	QTY. IMPERIAL (NO) QUANT. IMPERIALE (NOMB)	13	20	37	32	35		
	VALUE (\$000) VALEUR (\$000)	763	3,443	4,959	3,933	72	UNITED STATES ETATS-UNIS	84
52944-88	PLASTIC EXTRUSION MACHINERY, NES, PARTS OF PIECES DE BOUDINEUSE DE PLASTIQUES, NDA							
	VALUE (\$000) VALEUR (\$000)	6,252	7,189	9,402	11,016	21	UNITED STATES ETATS-UNIS	67
52947	DIES AND MOULDS FOR PLASTICS MACHY. MATRICES MOULES POUR MACH DES PLAST							
	VALUE (\$000) VALEUR (\$000)	18,910	21,137	25,933	34,679	22	UNITED STATES ETATS-UNIS	84
52947-28	DIE/MOULD, INJECTION MOULDING, PLASTIC, PARTS PIECES DE MATRICE ET MOULE, MOULAGE PR INJECT MAT PLAST							
	VALUE (\$000) VALEUR (\$000)	5,890	8,478	10,334	8,664	14	UNITED STATES ETATS-UNIS	95
52947-29	DIE/MOULD, INJECTION MOULDING, PLASTIC, NES MATRICE & MOULE, MOULAGE PR. INJECT, MAT PLAST NDA							
	QTY. METRIC (NO) QUANT. METRIQUE (NOMB)	743	635	764	968	9		
	QTY. IMPERIAL (NO) QUANT. IMPERIALE (NOMB)	743	635	764	968	9		
	VALUE (\$000) VALEUR (\$000)	5,728	6,302	8,250	11,460	26	UNITED STATES ETATS-UNIS	76
52947-88	DIE/MOULD, PLASTIC MACHINERY, PARTS OF PIECES DE MATRICE & MOULE, MACH A TRAV MAT PLASTIQUES							
	VALUE (\$000) VALEUR (\$000)	1,348	1,455	2,515	6,187	65	UNITED STATES ETATS-UNIS	93
52949	PLASTICS INDUSTRY MACHY AND PTS NES MACH PDUR INDUS DES PLAST & PCS NDA							
	VALUE (\$000) VALEUR (\$000)	28,055	34,960	54,667	62,681	30	UNITED STATES ETATS-UNIS	69
52949-46	FORMING MACHINE, VACUUM, PLASTIC INDUSTRY MACHINE A DEPRESSION, INDUSTRIE DU PLASTIQUE							
	VALUE (\$000) VALEUR (\$000)	794	643	1,525	3,171	58	UNITED STATES ETATS-UNIS	68

SEE EXPLANATORY NOTES / VOIR NOTES EXPLICATIVES

## IMPDRT DATA TRENDS - TENDANCES DES DONNEES SUR L'IMPDRTATION

## SECTION 3 - END PRODUCTS, INEDIBLE

## SECTION 3 - PRODUITS FINIS, NON COMESTIBLES

CODE	COMMODITY MARCHANDISE	1982	1983	1984	AVE. ANNUAL GRWTH RATE (%) 1982-1985 TAUX DE CROISSANCE ANNUEL MOYEN		MAJOR COUNTRY OF EXPORT - SHARE OF IMPORT MARKET (%) 1985 PAYS EXPORTATEUR PRINCIPAL - PART DU MARCHE DES IMPORTATIONS		
					1985	ANNUEL MOYEN			
52949-51	BAG MAKING MACHINES, PLASTIC INDUSTRY MACHINE A FABRIQUER LES SACS EN PLASTIQUE								
	QTY. METRIC (NO) QUANT. METRIQUE (NOMB)	48	65	71	73	15			
	QTY. IMPERIAL (NO) QUANT. IMPERIALE (NOMB)	48	65	71	73	15			
	VALUE (\$000) VALEUR (\$000)	2,797	4,014	6,287	4,571	17	UNITED STATES ETATS-UNIS	47	
52949-65	PRINTING MACHINES, PLASTIC INDUSTRY MACHINE A IMPRIMER, INDUSTRIE DU PLASTIQUE								
	QTY. METRIC (NO) QUANT. METRIQUE (NOMB)	18	28	35	58	47			
	QTY. IMPERIAL (NO) QUANT. IMPERIALE (NOMB)	18	28	35	58	47			
	VALUE (\$000) VALEUR (\$000)	353	2,593	2,587	3,337	110	GERMANY WEST ALLEMAGNE, O.	52	
52949-88	PLASTIC INDUSTRY MACHY/EQUIP, NES, PARTS DF PIECES DE MACH ET EQUIP IND DU PLASTIQUE NDA								
	VALUE (\$000) VALEUR (\$000)	10,354	12,395	16,864	18,615	21	UNITED STATES ETATS-UNIS	83	
52950	ELECTRIC ELECTRONIC IND MACHY & PTS MACH INDUSTRIE ELEC ELECTRON. & PCS								
	VALUE (\$000) VALEUR (\$000)	42,804	48,333	97,073	108,116	36	UNITED STATES ETATS-UNIS	78	
52950-88	ELECTRIC/ELECTRONIC IND MFG MACH/EQUIP, PTS PIECES DE MACH & MAT PR IND DU MAT ELECT/ELECTRONIQUE								
	VALUE (\$000) VALEUR (\$000)	16,699	14,325	25,909	29,799	21	UNITED STATES ETATS-UNIS	81	
52991	COMMERCIAL FISHING EQUIP & PTS NES MATERIEL POUR PECHE COMM. & PCS NDA								
	VALUE (\$000) VALEUR (\$000)	5,939	6,554	7,025	7,478	8	UNITED STATES ETATS-UNIS	30	
52999	SPECIAL INDUSTRY MACHY & PARTS NES MACH. INDUSTRIES SPECIALES, PCS NDA								
	VALUE (\$000) VALEUR (\$000)	116,916	138,686	169,363	216,926	23	UNITED STATES ETATS-UNIS	81	
52994-19	AUTOMOBILE IND COMPONENT ASSY MACH/EQUIP NES MACHINE ET MAT DE MONTAGE, IND AUTO NDA								
	VALUE (\$000) VALEUR (\$000)	5,151	2,562	4,809	4,061	-7	UNITED STATES ETATS-UNIS	96	
52994-29	AUTOMOBILE ASSEMBLY LINE MACHY/EQUIP, NES MACHINE ET MAT PR CHAINE DE MONTAGE D'AUTOMOBILE, NDA								
	VALUE (\$000) VALEUR (\$000)	11,443	20,382	10,180	9,909	-4	UNITED STATES ETATS-UNIS	80	
52994-39	MOTOR VEHICLE ASSEMBLY LINE MACHY/EQUIP, NES MACHINE ET MAT PR CHAINE DE MONTAGE DE VEHICULES NDA								
	VALUE (\$000) VALEUR (\$000)	5,840	12,562	2,593	6,674	4	UNITED STATES ETATS-UNIS	98	
52999-34	STONE WORKING MACHINERY, EXC QUARRY DUTILLAGE POUR LE TRAVAIL DE LA PIERRE, SAUF CARRIERE								
	VALUE (\$000) VALEUR (\$000)	1,467	1,722	2,766	3,175	29	ITALY ITALIE	57	
52999-49	OPTICAL INDUSTRY MACHY/EQUIP, NES MACHINE ET MATERIEL D'OPTIQUE NDA								
	VALUE (\$000) VALEUR (\$000)	2,384	1,559	2,365	3,520	14	UNITED STATES ETATS-UNIS	65	

SEE EXPLANATORY NOTES / VOIR NOTES EXPLICATIVES

## IMPORT DATA TRENDS - TENDANCES DES DONNEES SUR L'IMPORTATION

## SECTION 3 - END PRODUCTS, INEDIBLE

## SECTION 3 - PRODUITS FINIS, NON COMESTIBLES

CODE	COMMODITY MARCHANDISE	1982	1983	1984	AVE. ANNUAL GROWTH RATE (%) 1982-1985 TAUX DE CROISSANCE 1985 ANNUEL MOYEN		MAJOR COUNTRY OF EXPORT - SHARE OF IMPORT MARKET (%) 1985 PAYS EXPORTATEUR PRINCIPAL - PART DU MARCHE DES IMPORTATIONS		
					1985	ANNUEL MOYEN			
52999-88	SPECIAL IND MACHY/EQUIP. NES. PARTS OF PIECES DE MACH ET MATERIEL POUR INDUSTRIES SPECIALES NDA								
	VALUE (\$000) VALEUR (\$000)	39.226	45.618	69.418	92.080	33	UNITED STATES ETATS-UNIS	86	
54109	DISC AND HARROW PLOWS AND PARTS CHARRUES A DISQUES, HERSES & PIECES								
	QTY. METRIC (NO) QUANT. METRIQUE (NOMB)	565	488	455	334	-16			
	QTY. IMPERIAL (ND) QUANT. IMPERIALE (NOMB)	565	488	455	334	-16			
	VALUE (\$000) VALEUR (\$000)	6.770	4.411	5.120	3.295	-21	UNITED STATES ETATS-UNIS	73	
54116	PLOWS AND PARTS N E S CHARRUES ET PIECES N O A								
	QTY. METRIC (NO) QUANT. METRIQUE (NOMB)	1.786	1.624	1.925	2.229	8			
	QTY. IMPERIAL (NO) QUANT. IMPERIALE (NOMB)	1.786	1.624	1.925	2.229	8			
	VALUE (\$000) VALEUR (\$000)	12.348	11.433	18.501	15.603	8	UNITED STATES ETATS-UNIS	55	
54116-30	PLOWS, MDLOBDARD, PULL TYPE/MOUNTEO TYPE, NEW CHARRUES A VERSOIR, TRACTEES/MONTEES, NEUVES								
	QTY. METRIC (NO) QUANT. METRIQUE (NOMB)	771	414	577	488	-14			
	QTY. IMPERIAL (NO) QUANT. IMPERIALE (NOMB)	771	414	577	488	-14			
	VALUE (\$000) VALEUR (\$000)	3.368	1.834	3.681	3.001	-4	UNITED STATES ETATS-UNIS	74	
54116-88	PLOWS, PARTS OF PIECES DE CHARRUE								
	VALUE (\$000) VALEUR (\$000)	5.320	6.701	10.157	8.648	17	UNITED STATES ETATS-UNIS	53	
54121	DRAG & SPRING TOOTH HARROWS & PARTS HERSES TRAINANTES, CANADIENNES, PCS								
	QTY. METRIC (NO) QUANT. METRIQUE (NOMB)	1.758	750	467	711	-26			
	QTY. IMPERIAL (NO) QUANT. IMPERIALE (NOMB)	1.758	750	467	711	-26			
	VALUE (\$000) VALEUR (\$000)	1.926	1.848	1.060	1.129	-16	UNITED STATES ETATS-UNIS	83	
54129	DISC HARROWS AND PARTS HERSES A DISQUES ET PIECES								
	QTY. METRIC (NO) QUANT. METRIQUE (NOMB)	2.521	1.317	1.706	939	-28			
	QTY. IMPERIAL (NO) QUANT. IMPERIALE (NOMB)	2.521	1.317	1.706	939	-28			
	VALUE (\$000) VALEUR (\$000)	16.950	8.873	13.735	16.360	-1	UNITED STATES ETATS-UNIS	94	
54129-20	DISC HARROWS, NEW HERSES A DISQUES, NEUVES								
	QTY. METRIC (NO) QUANT. METRIQUE (NOMB)	2.212	918	1.461	767	-29			

SEE EXPLANATORY NOTES / VOIR NOTES EXPLICATIVES

## IMPORT DATA TRENDS - TENDANCES DES DONNEES SUR L'IMPORTATION

## SECTION 3 - ENO PRODUCTS, INEDIBLE

## SECTION 3 - PRODUITS FINIS, NON COMESTIBLES

CODE	COMMOOITY MARCHANDISE	1982	1983	1984	AVE. ANNUAL GROWTH RATE (%) 1982-1985		MAJOR COUNTRY OF EXPORT - SHARE OF IMPORT MARKET (%) 1985	
					1985	ANNUEL MOYEN	PAYS EXPORTATEUR PRINCIPAL - PART DU MARCHE DES IMPORTATIONS	
54129-20	OISC HARROWS, NEW HERSES A OISQUES, NEUVES			(CONT-O) (SUITE)				
	QTY. IMPERIAL (NO) QUANT. IMPERIALE (NOMB)	2.212	918	1.461	767	-29		
	VALUE (\$000) VALEUR (\$000)	11,245	5,477	9,732	6,306	-17	UNITED STATES ETATS-UNIS	96
54129-88	OISC HARROWS, PARTS OF PIECES DE HERSE A OISQUES							
	VALUE (\$000) VALEUR (\$000)	5,172	2,894	3,691	9,808	24	UNITED STATES ETATS-UNIS	93
54138	ROTARY TILLERS, AGRICULTURAL & PTS ROTOBINEUSES, AGRICOLES ET PIECES							
	QTY. METRIC (NO) QUANT. METRIQUE (NOMB)	4,526	4,902	8,857	3,532	-8		
	QTY. IMPERIAL (NO) QUANT. IMPERIALE (NOMB)	4,526	4,902	8,857	3,532	-8		
	VALUE (\$000) VALEUR (\$000)	4,823	5,660	10,483	4,318	-3	UNITED STATES ETATS-UNIS	48
54138-20	ROTARY TILLERS, AGRICULTURAL, NEW CHARRUES ROTATIVES AGRICOLES, NEUVES							
	QTY. METRIC (NO) QUANT. METRIQUE (NOMB)	4,429	4,849	8,826	3,510	-7		
	QTY. IMPERIAL (NO) QUANT. IMPERIALE (NOMB)	4,429	4,849	8,826	3,510	-7		
	VALUE (\$000) VALEUR (\$000)	3,490	4,946	9,251	3,561	1	UNITED STATES ETATS-UNIS	45
54147	PLANTERS, TRANSPLANTERS AND PARTS PLANTEUSES ET REPIQUEUSES ET PIECES							
	QTY. METRIC (NO) QUANT. METRIQUE (NOMB)	3,050	1,046	2,304	1,353	-24		
	QTY. IMPERIAL (NO) QUANT. IMPERIALE (NOMB)	3,050	1,046	2,304	1,353	-24		
	VALUE (\$000) VALEUR (\$000)	12,418	5,442	12,626	10,196	-6	UNITED STATES ETATS-UNIS	95
54147-20	PLANTERS, AGRICULTURAL, NEW PLANTEUSES AGRICOLES NEUVES							
	QTY. METRIC (NO) QUANT. METRIQUE (NOMB)	1,988	582	1,705	1,002	-20		
	QTY. IMPERIAL (NO) QUANT. IMPERIALE (NOMB)	1,988	582	1,705	1,002	-20		
	VALUE (\$000) VALEUR (\$000)	8,144	2,224	8,418	6,139	-9	UNITED STATES ETATS-UNIS	94
54147-88	PLANTERS AND TRANSPLANTERS, AGR, PARTS OF PIECES DE PLANTEUSE ET REPIQUEUSE AGRICOLE							
	VALUE (\$000) VALEUR (\$000)	3,773	2,676	3,585	3,518	-2	UNITED STATES ETATS-UNIS	96
54152	GRAIN DRILLS & PTS INCL COMBINATION SEMOIRS DE GRAINS ET COMBINES & PCS							
	QTY. METRIC (NO) QUANT. METRIQUE (NOMB)	2,334	2,219	1,376	1,052	-23		
	QTY. IMPERIAL (NO) QUANT. IMPERIALE (NOMB)	2,334	2,219	1,376	1,052	-23		
	VALUE (\$000) VALEUR (\$000)	21,472	19,493	15,445	11,444	-19	UNITED STATES ETATS-UNIS	98

SEE EXPLANATORY NOTES / VOIR NOTES EXPLICATIVES

## IMPORT DATA TRENDS - TENDANCES DES DONNEES SUR L'IMPORTATION

## SECTION 3 - END PRODUCTS, INEDIBLE

## SECTION 3 - PRODUITS FINIS, NON COMESTIBLES

CODE	COMMODITY MARCHANDISE	1982	1983	1984	AVE. ANNUAL GROWTH RATE (%) 1982-1985 TAUX DE CROISSANCE ANNUEL MOYEN		MAJOR COUNTRY OF EXPORT - SHARE OF IMPORT MARKET (%) 1985 PAYS EXPORTATEUR PRINCIPAL - PART DU MARCHE DES IMPORTATIONS		
					1985	ANNUEL MOYEN			
54152-20	DRILLS, GRAIN, AGRICULTURAL, NEW SEMOIRS AGRICOLES A GRAINS NEUFS								
	QTY. METRIC (NO) QUANT. METRIQUE (NOMB)	2,294	2,075	1,203	948	-25			
	QTY. IMPERIAL (NO) QUANT. IMPERIALE (NOMB)	2,294	2,075	1,203	948	-25			
	VALUE (\$000) VALEUR (\$000)	17,025	15,159	10,831	7,862	-23	UNITED STATES ETATS-UNIS	98	
54152-88	DRILLS, GRAIN, AGRICULTURAL, PARTS OF PIECES DE SEMOIR AGRICOLE								
	VALUE (\$000) VALEUR (\$000)	4,287	3,916	3,998	3,248	-9	UNITED STATES ETATS-UNIS	100	
54166	MANURE SPREADERS AND PARTS DISTRIBUTEURS D'ENGRAIS ET PIECES								
	QTY. METRIC (NO) QUANT. METRIQUE (NOMB)	1,088	1,292	1,610	1,111	1			
	QTY. IMPERIAL (NO) QUANT. IMPERIALE (NOMB)	1,088	1,292	1,610	1,111	1			
	VALUE (\$000) VALEUR (\$000)	9,640	10,773	11,908	11,432	6	UNITED STATES ETATS-UNIS	98	
54166-20	MANURE SPREADERS, NEW EPADEURS DE FUMIER NEUFS								
	QTY. METRIC (NO) QUANT. METRIQUE (NOMB)	1,057	1,223	1,578	1,090	1			
	QTY. IMPERIAL (NO) QUANT. IMPERIALE (NOMB)	1,057	1,223	1,578	1,090	1			
	VALUE (\$000) VALEUR (\$000)	5,609	7,102	8,419	7,327	9	UNITED STATES ETATS-UNIS	99	
54166-88	MANURE SPREADERS, PARTS OF PIECES D'EPADEUR DE FUMIER								
	VALUE (\$000) VALEUR (\$000)	3,962	3,547	3,433	4,057	1	UNITED STATES ETATS-UNIS	96	
54199	SOIL PREP SEEDING MACH & PARTS NES MACH A PREP. ENSEMENCER SOL PCS NDA								
	QTY. METRIC (NO) QUANT. METRIQUE (NOMB)	5,779	3,042	4,036	2,783	-22			
	QTY. IMPERIAL (NO) QUANT. IMPERIALE (NOMB)	5,779	3,042	4,036	2,783	-22			
	VALUE (\$000) VALEUR (\$000)	38,689	33,483	45,017	40,052	1	UNITED STATES ETATS-UNIS	94	
54199-30	PLOWS, CHISEL, NEW CHARRUES A COUTEAUX NEUVES								
	QTY. METRIC (NO) QUANT. METRIQUE (NOMB)	1,630	1,051	1,546	482	-33			
	QTY. IMPERIAL (NO) QUANT. IMPERIALE (NOMB)	1,630	1,051	1,546	482	-33			
	VALUE (\$000) VALEUR (\$000)	12,237	5,579	10,036	5,662	-23	UNITED STATES ETATS-UNIS	98	
54199-49	FERTILIZING MACHINERY NES, AGRICULTURAL, NEW MACHINES DE FERTILISATION NDA, AGRICULTES, NEUVES								
	QTY. METRIC (NO) QUANT. METRIQUE (NOMB)	2,318	996	1,037	807	-29			
	QTY. IMPERIAL (NO) QUANT. IMPERIALE (NOMB)	2,318	996	1,037	807	-29			
	VALUE (\$000) VALEUR (\$000)	7,608	6,125	8,902	7,093	-2	UNITED STATES ETATS-UNIS	97	

SEE EXPLANATORY NOTES / VOIR NOTES EXPLICATIVES

## IMPORT DATA TRENDS - TENDANCES DES DONNEES SUR L'IMPORTATION

## SECTION 3 - END PRODUCTS, INEDIBLE

## SECTION 3 - PRODUITS FINIS, NON COMESTIBLES

CODE	COMMODITY MARCHANDISE	1982	1983	1984	1985	AVE. ANNUAL GROWTH RATE (%) 1982-1985 TAUX DE CROISSANCE ANNUEL MOYEN	MAJOR COUNTRY OF EXPORT - SHARE OF IMPORT MARKET (%) 1985 PAYS EXPORTATEUR PRINCIPAL - PART DU MARCHE DES IMPORTATIONS	
54199-88	SOIL PREP, SEEDING MACH NES, PARTS OF PIECES DE MACH. NDA A LA PREP. DU TERRAIN ET SEMEUSE							
	VALUE (\$000) VALEUR (\$000)	9,749	8,857	8,564	9,157	-2	UNITED STATES ETATS-UNIS	91
54241	CULTIVATORS, WEEDERS AND PARTS CULTIVATEURS, SARCLEURS ET PIECES							
	QTY. METRIC (NO) QUANT. METRIQUE (NOMB)	6,198	1,828	2,277	1,528	-37		
	QTY. IMPERIAL (NO) QUANT. IMPERIALE (NOMB)	6,198	1,828	2,277	1,528	-37		
	VALUE (\$000) VALEUR (\$000)	18,978	15,884	18,948	15,635	-6	UNITED STATES ETATS-UNIS	79
54241-20	CULTIVATORS AND WEEDERS, ROW CROP, AGR, NEW CULTIVATEURS/EXTIRPATEURS, AGRI, CULTURE EN LIGNES NEUFS							
	QTY. METRIC (NO) QUANT. METRIQUE (NOMB)	1,028	661	629	711	-12		
	QTY. IMPERIAL (NO) QUANT. IMPERIALE (NOMB)	1,028	661	629	711	-12		
	VALUE (\$000) VALEUR (\$000)	3,223	3,029	2,761	3,260	0	UNITED STATES ETATS-UNIS	96
54241-88	CULTIVATORS & WEEDERS, FIELO/ROW CROP, PTS OF CULTIVATEURS/EXTIRPATEURS, PCES, AGRI/CULTURE EN LIGNES							
	VALUE (\$000) VALEUR (\$000)	10,202	8,795	10,969	8,626	-5	UNITED STATES ETATS-UNIS	66
54299	CROP PROTECTION EQUIPMENT & PTS NES MACH. A PROTEGER RECOLTES & PCS NDA							
	QTY. METRIC (NO) QUANT. METRIQUE (NOMB)	386,185	81,456	5,540	5,888	-72		
	QTY. IMPERIAL (NO) QUANT. IMPERIALE (NOMB)	386,185	81,456	5,540	5,888	-72		
	VALUE (\$000) VALEUR (\$000)	20,812	17,287	25,302	26,157	8	UNITED STATES ETATS-UNIS	74
54299-20	SPRAYERS, AGRICULTURAL, NEW PULVERISATEURS AGRICOLÉS NEUFS							
	QTY. METRIC (NO) QUANT. METRIQUE (NOMB)	11,416	2,305	1,776	1,755	-47		
	QTY. IMPERIAL (NO) QUANT. IMPERIALE (NOMB)	11,416	2,305	1,776	1,755	-47		
	VALUE (\$000) VALEUR (\$000)	5,172	4,194	6,629	9,848	24	UNITED STATES ETATS-UNIS	84
54299-88	SPRAYERS & CROP PROTECTION MACH, NES PTS OF PIECES DE PULVERISATEUR/AUTRE APP PR LA PROT DES MOIS NDA							
	VALUE (\$000) VALEUR (\$000)	13,163	11,628	18,280	15,886	6	UNITED STATES ETATS-UNIS	68
54311	MOWERS AND PARTS, FARM TYPE FAUCHEUSES ET PIECES							
	QTY. METRIC (NO) QUANT. METRIQUE (NOMB)	3,729	3,666	4,427	3,866	1		
	QTY. IMPERIAL (NO) QUANT. IMPERIALE (NOMB)	3,729	3,666	4,427	3,866	1		
	VALUE (\$000) VALEUR (\$000)	9,009	8,725	12,331	12,792	12	UNITED STATES ETATS-UNIS	63

SEE EXPLANATORY NOTES / VOIR NOTES EXPLICATIVES



## IMPORT DATA TRENDS - TENDANCES DES DONNEES SUR L'IMPORTATION

## SECTION 3 - END PRODUCTS, INEDIBLE

## SECTION 3 - PRODUITS FINIS, NON COMESTIBLES

CODE	COMMODITY MARCHANDISE	1982	1983	1984	AVE. ANNUAL GROWTH RATE (%) 1982-1985 TAUX DE CROISSANCE ANNUEL MOYEN		MAJOR COUNTRY OF EXPORT - SHARE OF IMPORT MARKET (%) 1985 PAYS EXPORTATEUR PRINCIPAL - PART DU MARCHE DES IMPORTATIONS	
					1985	ANNUEL MOYEN		
54311-20	MOWERS, AGRICULTURAL, NEW FAUCHEUSES AGRICOLES NEUVES							
	QTY. METRIC (NO) QUANT. METRIQUE (NOMB)	3,646	3,446	4,313	3,628	0		
	QTY. IMPERIAL (NO) QUANT. IMPERIALE (NOMB)	3,646	3,446	4,313	3,628	0		
	VALUE (\$000) VALEUR (\$000)	5,379	5,190	8,484	8,948	18	UNITED STATES ETATS-UNIS	55
54311-88	MOWERS, AGRICULTURAL, PARTS OF PIECES POUR FAUCHEUSES AGRICOLES							
	VALUE (\$000) VALEUR (\$000)	3,560	3,400	3,749	3,719	1	UNITED STATES ETATS-UNIS	82
54319	DUMP RAKES SIDE RAKES TEDDERS & PTS RATEAUX A BASCULE, FANEUSES ET PCS.							
	QTY. METRIC (NO) QUANT. METRIQUE (NOMB)	1,260	1,429	2,405	2,496	25		
	QTY. IMPERIAL (NO) QUANT. IMPERIALE (NOMB)	1,260	1,429	2,405	2,496	25		
	VALUE (\$000) VALEUR (\$000)	2,437	2,892	4,883	5,132	28	UNITED STATES ETATS-UNIS	58
54319-20	RAKES AND TEDDERS, AGRICULTURAL, NEW RATEAUX ET FANEUSES AGRICOLES NEUFS							
	QTY. METRIC (NO) QUANT. METRIQUE (NOMB)	1,252	1,347	2,346	2,465	25		
	QTY. IMPERIAL (NO) QUANT. IMPERIALE (NOMB)	1,252	1,347	2,346	2,465	25		
	VALUE (\$000) VALEUR (\$000)	1,658	2,140	3,765	4,319	37	UNITED STATES ETATS-UNIS	53
54325	HAY AND STRAW BALERS AND PARTS PRESSES A PAILLE ET A FOIN & PIECES							
	QTY. METRIC (NO) QUANT. METRIQUE (NOMB)	3,236	3,543	3,403	3,738	5		
	QTY. IMPERIAL (NO) QUANT. IMPERIALE (NOMB)	3,236	3,543	3,403	3,738	5		
	VALUE (\$000) VALEUR (\$000)	32,892	40,469	46,695	51,336	16	UNITED STATES ETATS-UNIS	95
54325-20	BALERS, AGRICULTURAL, NEW BOTTELEUSES AGRICOLES NEUVES							
	QTY. METRIC (NO) QUANT. METRIQUE (NOMB)	3,208	3,480	3,355	3,653	4		
	QTY. IMPERIAL (NO) QUANT. IMPERIALE (NOMB)	3,208	3,480	3,355	3,653	4		
	VALUE (\$000) VALEUR (\$000)	25,822	33,580	37,070	41,287	17	UNITED STATES ETATS-UNIS	96
54325-88	BALERS, AGRICULTURAL, PARTS OF PIECES DE BOTTELEUSE, AGRICOLES							
	VALUE (\$000) VALEUR (\$000)	6,967	6,645	9,409	9,583	11	UNITED STATES ETATS-UNIS	90
54327	COMBINATION MOWER-CONDITIONERS FAUCHEUSES ET ACCESSOIRES COMBINES							
	QTY. METRIC (NO) QUANT. METRIQUE (NOMB)	1,780	1,189	2,366	2,007	4		
	QTY. IMPERIAL (NO) QUANT. IMPERIALE (NOMB)	1,780	1,189	2,366	2,007	4		

SEE EXPLANATORY NOTES / VOIR NOTES EXPLICATIVES

## IMPORT DATA TRENDS - TENDANCES DES DONNEES SUR L'IMPORTATION

## SECTION 3 - END PRODUCTS, INEDIBLE

## SECTION 3 - PRODUITS FINIS, NON COMESTIBLES

CODE	COMMODITY MARCHANDISE	1982	1983	1984	AVE. ANNUAL GROWTH RATE (%) 1982-1985 TAUX DE CROISSANCE ANNUEL MOYEN		MAJDR COUNTRY OF EXPRT - SHARE OF IMPORT MARKET (%) 1985 PAYS EXPORTATEUR PRINCIPAL - PART DU MARCHE DES IMPORTATIONS	
					1985	ANNUEL MOYEN		
54327	COMBINATION MOWER-CONDITIONERS FAUCHEUSES ET ACCESSOIRES COMBINES			(CONT-D) (SUITE)				
	VALUE (\$000) VALEUR (\$000)	11,794	8,432	20,308	18,216	15	UNITED STATES ETATS-UNIS	82
54327-20	MOWER-CONDITIONERS, AGRICULTURAL, NEW FAUCHEUSES-CONDITIONNEUSES AGRICOLES, NEUVES							
	QTY. METRIC (NO) QUANT. METRIQUE (NOMB)	1,756	1,124	2,333	1,956	4		
	QTY. IMPERIAL (NO) QUANT. IMPERIALE (NOMB)	1,756	1,124	2,333	1,956	4		
	VALUE (\$000) VALEUR (\$000)	11,752	8,317	20,223	18,037	15	UNITED STATES ETATS-UNIS	81
54329	HAYING MACHINERY AND PARTS N E S MACHINES POUR FENAISON & PIECES NDA							
	QTY. METRIC (NO) QUANT. METRIQUE (NOMB)	886	1,274	1,405	1,129	8		
	QTY. IMPERIAL (NO) QUANT. IMPERIALE (NOMB)	886	1,274	1,405	1,129	8		
	VALUE (\$000) VALEUR (\$000)	8,512	6,107	7,582	7,196	-5	UNITED STATES ETATS-UNIS	76
54329-88	HAY HANDLING MACHINERY NES, PARTS OF PIECES DE MACHINE NDA POUR LE MANIEMENT DU FOIN							
	VALUE (\$000) VALEUR (\$000)	2,775	2,751	3,743	4,487	17	UNITED STATES ETATS-UNIS	92
54340	SWATHERS OR WINDROWERS AND PARTS JAVELEUSES OU VIRE-ANDAINS & PIECES							
	QTY. METRIC (NO) QUANT. METRIQUE (NOMB)	1,468	634	713	314	-40		
	QTY. IMPERIAL (NO) QUANT. IMPERIALE (NOMB)	1,468	634	713	314	-40		
	VALUE (\$000) VALEUR (\$000)	30,605	18,715	23,180	14,723	-22	UNITED STATES ETATS-UNIS	89
54340-20	SWATHERS AND WINDROWERS, AGRICULTURAL, NEW ANDAINNEUSES, AGRICOLES NEUVES							
	QTY. METRIC (NO) QUANT. METRIQUE (NOMB)	1,393	565	661	279	-41		
	QTY. IMPERIAL (NO) QUANT. IMPERIALE (NOMB)	1,393	565	661	279	-41		
	VALUE (\$000) VALEUR (\$000)	17,550	6,908	9,319	4,755	-35	UNITED STATES ETATS-UNIS	96
54340-88	SWATHERS AND WINDROWERS, AGR, PARTS OF PIECES D'ANDAINNEUSES, AGRICOLES							
	VALUE (\$000) VALEUR (\$000)	12,810	11,566	13,637	9,828	-8	UNITED STATES ETATS-UNIS	85
54361	BINDERS, FORAGE HARVESTERS & PARTS BOTTELEUSES A CEREALES FOURRAGE PCS							
	QTY. METRIC (NO) QUANT. METRIQUE (NOMB)	2,804	911	1,305	839	-33		
	QTY. IMPERIAL (NO) QUANT. IMPERIALE (NOMB)	2,804	911	1,305	839	-33		
	VALUE (\$000) VALEUR (\$000)	15,642	10,472	14,539	10,795	-12	UNITED STATES ETATS-UNIS	97

## IMPORT DATA TRENDS - TENDANCES DES DONNEES SUR L'IMPORTATION

## SECTION 3 - END PRODUCTS, INEDIBLE

## SECTION 3 - PRODUITS FINIS, NON COMESTIBLES

CODE	COMMODITY MARCHANDISE	1982	1983	1984	AVE. ANNUAL GROWTH RATE (%) 1982-1985 TAUX DE CROISSANCE ANNUEL MOYEN		MAJOR COUNTRY OF EXPORT - SHARE OF IMPORT MARKET (%) 1985 PAYS EXPORTATEUR PRINCIPAL - PART DU MARCHE DES IMPORTATIONS	
					1985	ANNUAL MOYEN		
54361-31	ENSILAGE AND FORAGE HARVESTERS, NEW RECOLTEUSES POUR ENSILAGE DE FOURRAGE NEUVES							
	QTY. METRIC (NO) QUANT. METRIQUE (NOMB)	2,657	738	961	642	-38		
	QTY. IMPERIAL (NO) QUANT. IMPERIALE (NOMB)	2,657	738	961	642	-38		
	VALUE (\$000) VALEUR (\$000)	7,026	5,026	8,071	5,290	-9	UNITED STATES ETATS-UNIS	95
54361-88	BINDERS AND FORAGE HARVESTERS, PARTS OF PIECES DE RECOLTEUSES LIEUSE DE FOURRAGE							
	VALUE (\$000) VALEUR (\$000)	8,253	4,960	5,806	5,070	-15	UNITED STATES ETATS-UNIS	99
54364	POTATO HARVESTING MACHINERY & PARTS MACH. RECOLTE POMME DE TERRE ET PCS							
	QTY. METRIC (NO) QUANT. METRIQUE (NOMB)	135	131	175	163	6		
	QTY. IMPERIAL (NO) QUANT. IMPERIALE (NOMB)	135	131	175	163	6		
	VALUE (\$000) VALEUR (\$000)	4,200	3,838	5,531	5,722	11	UNITED STATES ETATS-UNIS	82
54364-88	POTATO HARVESTING MACHINERY, PARTS OF PIECES DE RECOLTEUSES DE POMMES DE TERRE							
	VALUE (\$000) VALEUR (\$000)	2,161	1,995	2,976	3,617	18	UNITED STATES ETATS-UNIS	87
54372	COMBINE REAPER-THRESHERS MOISSONNEUSES-BATTEUSES							
	QTY. METRIC (NO) QUANT. METRIQUE (NOMB)	4,445	2,648	2,834	2,253	-20		
	QTY. IMPERIAL (NO) QUANT. IMPERIALE (NOMB)	4,445	2,648	2,834	2,253	-20		
	VALUE (\$000) VALEUR (\$000)	220,755	133,320	159,104	141,949	-14	UNITED STATES ETATS-UNIS	99
54372-20	COMBINES, PULL TYPE, NEW MOISSONNEUSES-BATTEUSES, TRACTEES NEUVES							
	QTY. METRIC (NO) QUANT. METRIQUE (NOMB)	595	288	420	157	-36		
	QTY. IMPERIAL (NO) QUANT. IMPERIALE (NOMB)	595	288	420	157	-36		
	VALUE (\$000) VALEUR (\$000)	19,828	9,577	14,995	4,931	-37	UNITED STATES ETATS-UNIS	99
54372-30	COMBINES, SELF-PROPELLED, NEW MOISSONNEUSES-BATTEUSES AUTDMOTRICES NEUVES							
	QTY. METRIC (NO) QUANT. METRIQUE (NOMB)	3,495	1,836	2,028	1,615	-23		
	QTY. IMPERIAL (NO) QUANT. IMPERIALE (NOMB)	3,495	1,836	2,028	1,615	-23		
	VALUE (\$000) VALEUR (\$000)	196,896	116,043	138,929	130,108	-13	UNITED STATES ETATS-UNIS	99
54372-85	COMBINES, REAPER-THRESHERS, USED MOISSONNEUSES-BATTEUSES USAGEES							
	QTY. METRIC (NO) QUANT. METRIQUE (NOMB)	355	524	386	481	10		
	QTY. IMPERIAL (NO) QUANT. IMPERIALE (NOMB)	355	524	386	481	10		
	VALUE (\$000) VALEUR (\$000)	4,031	7,700	5,180	6,910	19	UNITED STATES ETATS-UNIS	100

SEE EXPLANATORY NOTES / VOIR NOTES EXPLICATIVES

## IMPORT DATA TRENDS - TENDANCES DES DONNEES SUR L'IMPORTATION

## SECTION 3 - END PRODUCTS, INEDIBLE

## SECTION 3 - PRODUITS FINIS, NON COMESTIBLES

CODE	COMMODITY MARCHANDISE	1982	1983	1984	AVE. ANNUAL GROWTH RATE (%) 1982-1985 TAUX DE CROISSANCE 1985 ANNUEL MOYEN		MAJOR COUNTRY OF EXPORT - SHARE OF IMPORT MARKET (%) 1985 PAYS EXPORTATEUR PRINCIPAL - PART DU MARCHE DES IMPORTATIONS	
54373	PARTS FOR COMBINE REAPER-THRESHERS PIECES DE MOISSONNEUSES-BATTEUSES							
	VALUE (\$000) VALEUR (\$000)	66,560	72,118	79,291	76,460	5	UNITED STATES ETATS-UNIS	99
54373-20	COMBINES, AGRICULTURAL, ATTACHMENTS ACCESSOIRES POUR MOISSONNEUSE AGRICOLE							
	VALUE (\$000) VALEUR (\$000)	15,082	10,194	17,376	22,647	14	UNITED STATES ETATS-UNIS	100
54373-30	COMBINES, AGRICULTURAL, PARTS AND ACCESSORIES PIECES ET ACCESSOIRES POUR MOISSONNEUSE-BATTEUSE AGRICOLE							
	VALUE (\$000) VALEUR (\$000)	51,478	61,924	61,915	53,813	2	UNITED STATES ETATS-UNIS	99
54399	HARVESTING & RELATED MACH & PTS NES MACH DE RECOLTE & CONNEXES, PCS NOA							
	QTY. METRIC (NO) QUANT. METRIQUE (NOMB)	1,777	947	1,153	937	-19		
	QTY. IMPERIAL (NO) QUANT. IMPERIALE (NOMB)	1,777	947	1,153	937	-19		
	VALUE (\$000) VALEUR (\$000)	12,401	10,540	11,570	12,287	0	UNITED STATES ETATS-UNIS	80
54399-88	HARVESTING AND THRESHING MACH, NES, AGR, PTS PIECES NOA POUR RECDLTEUSE AGRICOLE							
	VALUE (\$000) VALEUR (\$000)	4,876	5,215	5,547	5,127	2	UNITED STATES ETATS-UNIS	90
54421	FEED CUTTER, GRINDER, CRUSHER & PTS HACHE-FOURRAGE BROYEUSES AGRIC. PCS							
	QTY. METRIC (NO) QUANT. METRIQUE (NOMB)	291	395	438	269	-3		
	QTY. IMPERIAL (NO) QUANT. IMPERIALE (NOMB)	291	395	438	269	-3		
	VALUE (\$000) VALEUR (\$000)	2,374	2,910	3,696	2,662	4	UNITED STATES ETATS-UNIS	95
54441	MACH & PTS FOR PREPARING FRUIT, VEG MACH A PREPARER FRUITS LEGUMES, PCS							
	QTY. METRIC (NO) QUANT. METRIQUE (NOMB)	245	319	265	329	10		
	QTY. IMPERIAL (NO) QUANT. IMPERIALE (NOMB)	245	319	265	329	10		
	VALUE (\$000) VALEUR (\$000)	6,119	7,094	5,214	6,531	2	UNITED STATES ETATS-UNIS	75
54441-40	FRUIT/VEG/FLOWER PREP/PACKAGING MACH, AGR NEW MACHINES AGR A PREP/EMBALLER FRUITS/LEGUMES/FLEURS NEUVES							
	QTY. METRIC (NO) QUANT. METRIQUE (NOMB)	233	284	228	316	11		
	QTY. IMPERIAL (NO) QUANT. IMPERIALE (NOMB)	233	284	228	316	11		
	VALUE (\$000) VALEUR (\$000)	3,506	4,841	2,633	3,183	-3	UNITED STATES ETATS-UNIS	67
54441-88	FRUIT/VEG/FLOWER PREP/PACKAGING MACH, AGR PTS PIECES DE MACH. AGR PREP/EMBALLAGE FRUITS/LEG/FLEURS							
	VALUE (\$000) VALEUR (\$000)	2,535	2,056	2,291	3,306	9	UNITED STATES ETATS-UNIS	82

## IMPORT DATA TRENDS - TENDANCES DES DONNEES SUR L'IMPORTATION

## SECTION 3 - END PRODUCTS, INEDIBLE

## SECTION 3 - PRODUITS FINIS, NON COMESTIBLES

CODE	COMMOOITY MARCHANDISE	1982	1983	1984	AVE. ANNUAL GROWTH RATE (%) 1982-1985 TAUX DE CROISSANCE ANNUEL MOYEN		MAJOR COUNTRY OF EXPORT - SHARE OF IMPORT MARKET (%) 1985 PAYS EXPORTATEUR PRINCIPAL - PART DU MARCHE DES IMPORTATIONS	
					1985	ANNUEL MOYEN		
54449	MACH. & PTS FOR PREPARING CROPS NES MACH. A PREPARER RECOLTES & PCS NDA							
	QTY. METRIC (NO) QUANT. METRIQUE (NOMB)	1,084	1,240	639	1,460	10		
	QTY. IMPERIAL (NO) QUANT. IMPERIALE (NOMB)	1,084	1,240	639	1,460	10		
	VALUE (\$000) VALEUR (\$000)	14,751	17,124	13,401	19,714	10	UNITED STATES ETATS-UNIS	95
54449-23	ORIERS, GRAIN, AGRICULTURAL, NEW SECHOIRS A GRAIN, AGRICOLES NEUFS							
	QTY. METRIC (NO) QUANT. METRIQUE (NOMB)	142	273	130	583	59		
	QTY. IMPERIAL (NO) QUANT. IMPERIALE (NOMB)	142	273	130	583	59		
	VALUE (\$000) VALEUR (\$000)	1,734	3,423	1,975	6,327	53	UNITED STATES ETATS-UNIS	100
54449-40	GRINDER-MIXERS, MIXERS, AGR, NEW MACHINE AGR POUR BROYER ET MELANGER LES ALIMENTS NEUVE							
	QTY. METRIC (NO) QUANT. METRIQUE (NOMB)	502	655	181	365	-10		
	QTY. IMPERIAL (NO) QUANT. IMPERIALE (NOMB)	502	655	181	365	-10		
	VALUE (\$000) VALEUR (\$000)	3,559	4,750	1,769	3,003	-6	UNITED STATES ETATS-UNIS	93
54449-88	CROP PREPARATION MACHINERY NES, PARTS OF PIECES DE MACH AGRICOLE NOA POUR LA PREP. DES SEMENCES							
	VALUE (\$000) VALEUR (\$000)	7,283	7,640	7,526	7,686	2	UNITED STATES ETATS-UNIS	95
54519	MILKING MACHINES AND PARTS TRAYEUSES ET PIECES							
	QTY. METRIC (NO) QUANT. METRIQUE (NOMB)	729	404	396	518	-11		
	QTY. IMPERIAL (NO) QUANT. IMPERIALE (NOMB)	729	404	396	518	-11		
	VALUE (\$000) VALEUR (\$000)	11,245	10,198	10,348	11,460	1	UNITED STATES ETATS-UNIS	89
54519-88	MILKING MACHINES, PARTS OF PIECES DE TRAYEUSE							
	VALUE (\$000) VALEUR (\$000)	10,230	9,637	9,670	10,641	1	UNITED STATES ETATS-UNIS	89
54539	CREAM SEPARATORS, FARM TYPE, & PTS ECREMEUSES, TYPE AGRICOLE ET PIECES							
	QTY. METRIC (NO) QUANT. METRIQUE (NOMB)	90	10	17	74	-6		
	QTY. IMPERIAL (NO) QUANT. IMPERIALE (NOMB)	90	10	17	74	-6		
	VALUE (\$000) VALEUR (\$000)	412	181	233	171	-25	UNITED STATES ETATS-UNIS	86
54545	FARM MILK COOLERS AND PARTS REFROIDISSEURS DE LAIT, AGRIC & PCS							
	QTY. METRIC (NO) QUANT. METRIQUE (NOMB)	571	270	376	293	-20		
	QTY. IMPERIAL (NO) QUANT. IMPERIALE (NOMB)	571	270	376	293	-20		

SEE EXPLANATORY NOTES / VOIR NOTES EXPLICATIVES

## IMPORT DATA TRENDS - TENDANCES DES DONNEES SUR L'IMPORTATION

## SECTION 3 - END PRODUCTS, INEDIBLE

## SECTION 3 - PRODUITS FINIS, NON COMESTIBLES

CODE	COMMODITY MARCHANDISE	1982	1983	1984	AVE. ANNUAL GROWTH RATE (%) 1982-1985 TAUX DE CROISSANCE 1985 ANNUEL MOYEN		MAJOR COUNTRY OF EXPORT - SHARE OF IMPORT MARKET (%) 1985 PAYS EXPORTATEUR PRINCIPAL - PART DU MARCHE DES IMPORTATIONS	
54545	FARM MILK COOLERS AND PARTS REFROIDISSEURS DE LAIT, AGRIC & PCS			(CONT-D) (SUITE)				
	VALUE (\$000) VALEUR (\$000)	4,948	3,467	3,375	2,661	-18	UNITED STATES ETATS-UNIS	92
54559	FARM DAIRY MACHINERY AND PARTS NES MACH POUR FERMES LAITIERES, PCS NDA							
	VALUE (\$000) VALEUR (\$000)	6,180	5,770	6,909	7,846	8	UNITED STATES ETATS-UNIS	97
54559-88	FARM DAIRY MACHINERY & EQUIP NES, PARTS OF PIECES D'EQUIPEMENT, LAITIER, DE FERME NDA							
	VALUE (\$000) VALEUR (\$000)	3,963	3,472	3,909	3,854	-1	UNITED STATES ETATS-UNIS	95
54565	INCUBATORS, BROODERS AND PARTS INCUBATEURS ET COUVEUSES ET PIECES							
	QTY. METRIC (NO) QUANT. METRIQUE (NOMB)	2,722	2,782	3,880	3,581	10		
	QTY. IMPERIAL (NO) QUANT. IMPERIALE (NOMB)	2,722	2,782	3,880	3,581	10		
	VALUE (\$000) VALEUR (\$000)	1,703	3,582	2,621	3,004	21	UNITED STATES ETATS-UNIS	96
54599	POULTRY FARM APIARY EQUIP & PTS NES MACH POUR AVICULT. APICULT. PCS NDA							
	VALUE (\$000) VALEUR (\$000)	9,631	10,198	11,864	14,378	14	UNITED STATES ETATS-UNIS	82
54599-88	POULTRY & APIARY MACH NES, AGR, PARTS OF PIECES DE MACHIN. AGRICOLE D'AVICULT. ET D'APICULT. NDA							
	VALUE (\$000) VALEUR (\$000)	4,114	4,144	5,372	7,021	19	UNITED STATES ETATS-UNIS	95
54606	GRAIN LOADERS, ELEVATORS AND PARTS CHARGEUSES ELEVATEURS A GRAIN & PCS							
	QTY. METRIC (NO) QUANT. METRIQUE (NOMB)	1,877	1,161	1,007	610	-31		
	QTY. IMPERIAL (NO) QUANT. IMPERIALE (NOMB)	1,877	1,161	1,007	610	-31		
	VALUE (\$000) VALEUR (\$000)	6,663	6,813	6,268	4,828	-10	UNITED STATES ETATS-UNIS	99
54606-88	GRAIN LOADERS & ELEVATORS, AGR, PARTS OF PIECES DE SILDS ET CHARGEUSES A GRAIN AGRICOLES							
	VALUE (\$000) VALEUR (\$000)	4,664	4,778	4,883	3,959	-5	UNITED STATES ETATS-UNIS	99
54609	FARM LOADERS, ATTACH. FOR TRACTORS ACCESS DE CHARGE POUR TRACT AGRIC							
	QTY. METRIC (NO) QUANT. METRIQUE (NOMB)	1,637	1,110	1,937	1,921	5		
	QTY. IMPERIAL (NO) QUANT. IMPERIALE (NOMB)	1,637	1,110	1,937	1,921	5		
	VALUE (\$000) VALEUR (\$000)	3,192	1,878	3,198	3,687	5	UNITED STATES ETATS-UNIS	85
54609-20	FARM LOADERS, ATTACHMENTS FOR TRACTORS, NEW ACCESSOIRES AGR DE CHARGEMENT POUR TRACTEUR NEUFS							
	QTY. METRIC (NO) QUANT. METRIQUE (NOMB)	1,617	1,077	1,888	1,851	4		

## IMPORT DATA TRENDS - TENDANCES DES DONNEES SUR L'IMPORTATION

## SECTION 3 - END PRODUCTS, INEDIBLE

## SECTION 3 - PRODUITS FINIS, NON COMESTIBLES

CODE	COMMODITY MARCHANDISE	1982	1983	1984	AVE. ANNUAL GROWTH RATE (%) 1982-1985 TAUX DE CROISSANCE ANNUEL MOYEN		MAJOR COUNTRY OF EXPORT - SHARE OF IMPORT MARKET (%) 1985 PAYS EXPORTATEUR PRINCIPAL - PART DU MARCHE DES IMPORTATIONS	
					1985	ANNUEL MOYEN		
54609-20	FARM LOADERS, ATTACHMENTS FOR TRACTORS, NEW ACCESSOIRES AGR DE CHARGEMENT POUR TRACTEUR NEUFS			(CONT-D) (SUITE)				
	QTY. IMPERIAL (NO) QUANT. IMPERIALE (NOMB)	1,617	1,077	1,888	1,851	4		
	VALUE (\$000) VALEUR (\$000)	3,159	1,829	3,140	3,620	5	UNITED STATES ETATS-UNIS	86
54612	CATTLE STALLS PENS STANCHIONS & PTS STALLES, PARCS, CARCANS ET PIECES							
	VALUE (\$000) VALEUR (\$000)	5,460	5,514	6,004	4,395	-7	UNITED STATES ETATS-UNIS	83
54616	FEEDERS, FEED COOKERS & PTS, FARM NOURRISSEURS CUISEURS AGRICOLES PCS							
	VALUE (\$000) VALEUR (\$000)	2,978	3,209	3,804	5,316	21	UNITED STATES ETATS-UNIS	75
54625	AGRICULTURAL EDGE TOOLS AND BLADES OUTILS TRANCHANTS & LAMES, AGRICOLE							
	VALUE (\$000) VALEUR (\$000)	3,394	2,715	3,344	3,378	0	UNITED STATES ETATS-UNIS	35
54660	FARM IRRIGATION SYSTEMS AND PARTS DISPOSITIFS IRRIGATION AGRIC. & PCS							
	VALUE (\$000) VALEUR (\$000)	29,325	28,882	32,805	31,583	3	UNITED STATES ETATS-UNIS	92
54660-30	IRRIGATION SYSTEMS, AGRICULTURAL SYSTEMES D'IRRIGATION, AGRICOLES							
	VALUE (\$000) VALEUR (\$000)	13,454	15,337	15,089	11,568	-5	UNITED STATES ETATS-UNIS	88
54660-88	IRRIGATION SYSTEMS, AGRICULTURAL, PARTS OF PIECES DE SYSTEME D'IRRIGATION, AGRICOLE							
	VALUE (\$000) VALEUR (\$000)	15,872	13,545	17,717	20,014	8	UNITED STATES ETATS-UNIS	94
54699	AGRIC. MACHY. EQUIPMENT & PTS NES MACH. AGRIC. EQUIPEMENT ET PCS NDA							
	VALUE (\$000) VALEUR (\$000)	79,787	67,343	68,148	82,762	1	UNITED STATES ETATS-UNIS	82
54699-18	FARM LOADERS, ATTACH FOR TRACTORS, PARTS OF PIECES & ACCES. AGRIC. DE CHARGEMENT POUR TRACTEURS							
	VALUE (\$000) VALEUR (\$000)	1,431	1,208	2,883	8,481	80	UNITED STATES ETATS-UNIS	93
54699-40	BLOWERS, FORAGE ASPIRATEURS-TRANSPORTEURS DE FOURRAGE							
	VALUE (\$000) VALEUR (\$000)	4,487	4,418	4,215	4,696	2	UNITED STATES ETATS-UNIS	95
54699-88	AGRICULTURAL MACHINERY & EQUIPMENT NES, PARTS PIECES ET EQUIPEMENT DE MACHINE AGRICOLE, NDA							
	VALUE (\$000) VALEUR (\$000)	51,188	42,475	37,999	41,452	-7	UNITED STATES ETATS-UNIS	82
55105	LAWN & GARDEN TRACTORS, NEW TRACTEURS DE PELOUSE & JARDIN, NEUF							
	QTY. METRIC (NO) QUANT. METRIQUE (NOMB)	35,162	15,849	24,005	21,683	-15		
	QTY. IMPERIAL (NO) QUANT. IMPERIALE (NOMB)	35,162	15,849	24,005	21,683	-15		

## IMPRT DATA TRENDS - TENDANCES DES DONNEES SUR L'IMPORTATION

## SECTION 3 - END PRODUCTS, INEDIBLE

## SECTION 3 - PRODUITS FINIS, NON COMESTIBLES

CODE	COMMODITY MARCHANDISE	1982	1983	1984	AVE. ANNUAL GROWTH RATE (%) 1982-1985 TAUX DE CROISSANCE 1985 ANNUEL MOYEN		MAJDR COUNTRY OF EXPRT - SHARE OF IMPORT MARKET (%) 1985 PAYS EXPORTATEUR PRINCIPAL - PART DU MARCHE DES IMPORTATIONS	
					1985	ANNUEL MOYEN		
55105	LAWN & GARDEN TRACTORS, NEW TRACTEURS DE PELOUSE & JARDIN, NEUF			(CONT-D) (SUITE)				
	VALUE (\$000) VALEUR (\$000)	47,317	26,752	42,037	43,577	-3	UNITED STATES ETATS-UNIS	68
55107	ATTACH PTS FDR LAWN & GARDN TRACTOR PCS DE TRACTEUR DE PELDUSE & JARDIN							
	VALUE (\$000) VALEUR (\$000)	14,980	14,693	18,609	18,927	8	UNITED STATES ETATS-UNIS	94
55107-20	TRACTORS, LAWN AND GARDEN, PTS & ACCESSORIES ACCESSOIRES ET PIECES DE TRACTEURS PELOUSE ET JARDIN							
	VALUE (\$000) VALEUR (\$000)	4,629	5,590	7,886	8,460	22	UNITED STATES ETATS-UNIS	98
55107-30	TRACTORS, LAWN AND GARDEN, ATTACHMENTS ACCESSOIRES POUR TRACTEUR PELOUSES ET JARDINS							
	VALUE (\$000) VALEUR (\$000)	10,350	9,103	10,722	10,467	0	UNITED STATES ETATS-UNIS	90
55119	WHEEL TRACTORS, NEW N E S TRACTEURS A ROUES, NEUFS N D A							
	QTY. METRIC (NO) QUANT. METRIQUE (NOMB)	16,819	17,132	19,104	18,623	4		
	QTY. IMPERIAL (NO) QUANT. IMPERIALE (NOMB)	16,819	17,132	19,104	18,623	4		
	VALUE (\$000) VALEUR (\$000)	520,451	509,227	521,249	511,639	-1	UNITED STATES ETATS-UNIS	72
55124	TRACK-LAYING TRACTOR, CARBUR, NEW TRACTEURS A CHENILLES A CARBUR NEUF							
	QTY. METRIC (NO) QUANT. METRIQUE (NOMB)	14	53	31	8	-17		
	QTY. IMPERIAL (NO) QUANT. IMPERIALE (NOMB)	14	53	31	8	-17		
	VALUE (\$000) VALEUR (\$000)	194	882	206	140	-10	UNITED STATES ETATS-UNIS	57
55128	TRACK-LAYING TRACTORS, DIESEL, NEW TRACTEURS A CHENILLES, DIESEL NEUFS							
	QTY. METRIC (NO) QUANT. METRIQUE (NOMB)	375	538	712	1,005	38		
	QTY. IMPERIAL (NO) QUANT. IMPERIALE (NOMB)	375	538	712	1,005	38		
	VALUE (\$000) VALEUR (\$000)	51,671	60,353	66,558	97,490	23	UNITED STATES ETATS-UNIS	74
55139	USED TRACTORS TRACTEURS USAGES							
	QTY. METRIC (NO) QUANT. METRIQUE (NOMB)	536	889	985	854	17		
	QTY. IMPERIAL (NO) QUANT. IMPERIALE (NOMB)	536	889	985	854	17		
	VALUE (\$000) VALEUR (\$000)	9,236	11,023	15,342	22,758	35	UNITED STATES ETATS-UNIS	55
55139-20	TRACTORS, CRAWLER, USED TRACTEURS A CHENILLES USAGES							
	QTY. METRIC (NO) QUANT. METRIQUE (NOMB)	99	78	141	256	37		



## IMPORT DATA TRENDS - TENDANCES DES DONNEES SUR L'IMPORTATION

## SECTION 3 - END PRODUCTS, INEDIBLE

## SECTION 3 - PRODUITS FINIS, NON COMESTIBLES

CODE	COMMODITY MARCHANDISE	1982	1983	1984	AVE. ANNUAL GROWTH RATE (%) 1982-1985 TAUX DE CROISSANCE ANNUUEL MOYEN		MAJOR COUNTRY OF EXPORT - SHARE OF IMPORT MARKET (%) 1985 PAYS EXPORTATEUR PRINCIPAL - PART DU MARCHE DES IMPORTATIONS	
					1985	ANNUEL MOYEN		
55139-20	TRACTORS, CRAWLER, USED TRACTEURS A CHENILLES USAGES			(CONT-D) (SUITE)				
	QTY. IMPERIAL (NO) QUANT. IMPERIALE (NOMB)	99	78	141	256	37		
	VALUE (\$000) VALEUR (\$000)	4,542	2,771	7,313	15,347	49	UNITED STATES ETATS-UNIS	38
55139-30	TRACTORS, WHEEL TYPE, USED TRACTEURS A ROUES, USAGES							
	QTY. METRIC (NO) QUANT. METRIQUE (NOMB)	437	811	844	598	11		
	QTY. IMPERIAL (NO) QUANT. IMPERIALE (NOMB)	437	811	844	598	11		
	VALUE (\$000) VALEUR (\$000)	4,694	8,252	8,029	7,411	16	UNITED STATES ETATS-UNIS	88
55185	TRACTOR ENGINES AND ENGINE PARTS MOTEURS DE TRACTEURS ET PIECES							
	QTY. METRIC (NO) QUANT. METRIQUE (NOMB)	4,388	4,982	5,455	3,082	-11		
	QTY. IMPERIAL (NO) QUANT. IMPERIALE (NOMB)	4,388	4,982	5,455	3,082	-11		
	VALUE (\$000) VALEUR (\$000)	70,553	60,279	83,645	70,890	0	UNITED STATES ETATS-UNIS	94
55185-20	ENGINES, DIESEL, TRACTOR MOTEURS DIESEL POUR TRACTEURS							
	QTY. METRIC (NO) QUANT. METRIQUE (NOMB)	4,070	4,391	4,614	2,922	-10		
	QTY. IMPERIAL (NO) QUANT. IMPERIALE (NOMB)	4,070	4,391	4,614	2,922	-10		
	VALUE (\$000) VALEUR (\$000)	35,069	26,373	38,926	19,723	-17	UNITED STATES ETATS-UNIS	85
55185-88	ENGINES, TRACTOR, PARTS OF PIECES DE MOTEUR DE TRACTEUR							
	VALUE (\$000) VALEUR (\$000)	35,358	33,321	44,383	50,987	13	UNITED STATES ETATS-UNIS	97
55191	TRACTOR CABS CABINES DE TRACTEURS							
	QTY. METRIC (NO) QUANT. METRIQUE (NOMB)	797	1,838	936	1,076	10		
	QTY. IMPERIAL (NO) QUANT. IMPERIALE (NOMB)	797	1,838	936	1,076	10		
	VALUE (\$000) VALEUR (\$000)	2,250	1,845	2,683	4,034	21	UNITED STATES ETATS-UNIS	94
55199	TRACTORS NES & TRACTOR PTS, ACC NES TRACTEURS NDA, PIECES ET ACCESS NDA							
	VALUE (\$000) VALEUR (\$000)	203,699	201,935	274,613	252,579	7	UNITED STATES ETATS-UNIS	86
57129	LOCOMOTIVES LOCOMOTIVES							
	QTY. METRIC (NO) QUANT. METRIQUE (NOMB)	47	17	35	36	-8		
	QTY. IMPERIAL (NO) QUANT. IMPERIALE (NOMB)	47	17	35	36	-8		

## IMPORT DATA TRENDS - TENDANCES DES DONNEES SUR L'IMPORTATION

## SECTION 3 - END PRODUCTS, INEDIBLE

## SECTION 3 - PRODUITS FINIS, NON COMESTIBLES

CODE	COMMODITY MARCHANDISE	1982	1983	1984	AVE. ANNUAL GROWTH RATE (%) 1982-1985 TAUX DE CROISSANCE ANNUEL MOYEN		MAJDR COUNTRY OF EXPDRT - SHARE OF IMPORT MARKET (%) 1985 PAYS EXPORTATEUR PRINCIPAL - PART DU MARCHE DES IMPORTATIONS	
					1985	ANNUEL MOYEN		
57129	LOCOMOTIVES LOCOMOTIVES			(CONT-D) (SUITE)				
	VALUE (\$000) VALEUR (\$000)	7,985	589	4,042	2,056	-36	UNITED STATES ETATS-UNIS	83
57157	LOCOMOTIVE ENGINES, DIESEL & SEMI MOTEURS DIESEL & SEMI DE LDCDMOTIVE							
	QTY. METRIC (NO) QUANT. METRIQUE (NOMB)	186	52	134	122	-13		
	QTY. IMPERIAL (NO) QUANT. IMPERIALE (NOMB)	186	52	134	122	-13		
	VALUE (\$000) VALEUR (\$000)	32,215	10,138	28,535	30,865	-1	UNITED STATES ETATS-UNIS	100
57158	LOCOMOTIVE ENGINES & ENGINE PTS NES MOTEURS DE LOCOMOTIVES & PIECES NDA							
	VALUE (\$000) VALEUR (\$000)	31,066	26,690	34,962	39,589	8	UNITED STATES ETATS-UNIS	87
57158-88	LOCOMOTIVE ENGINES, PARTS OF PIECES DE MOTEUR DE LOCOMOTIVE							
	VALUE (\$000) VALEUR (\$000)	29,913	25,745	34,525	39,228	9	UNITED STATES ETATS-UNIS	87
57509	SELF-PROPELLED STREET & RAILWAY CAR TRAM. VOITURE CHEMIN FER AUTOMOTEUR							
	QTY. METRIC (NO) QUANT. METRIQUE (NOMB)	22	19	59	42	24		
	QTY. IMPERIAL (NO) QUANT. IMPERIALE (NOMB)	22	19	59	42	24		
	VALUE (\$000) VALEUR (\$000)	3,298	1,795	3,730	4,820	13	UNITED STATES ETATS-UNIS	99
57519	RAILWAY PASSENGER CARS VOITURES A VOYAGEURS, CHEMIN DE FER							
	QTY. METRIC (NO) QUANT. METRIQUE (NOMB)	24	35	32	6	-37		
	QTY. IMPERIAL (NO) QUANT. IMPERIALE (NOMB)	24	35	32	6	-37		
	VALUE (\$000) VALEUR (\$000)	1,575	4,420	2,320	296	-42	UNITED STATES ETATS-UNIS	100
57532	RAILWAY TANK CARS WAGON-CITERNES DE CHEMIN DE FER							
	QTY. METRIC (NO) QUANT. METRIQUE (NOMB)	366	123	117	79	-39		
	QTY. IMPERIAL (NO) QUANT. IMPERIALE (NOMB)	366	123	117	79	-39		
	VALUE (\$000) VALEUR (\$000)	18,361	4,537	3,894	2,754	-47	UNITED STATES ETATS-UNIS	100
57559	RAILWAY STREET RR IND RAIL CARS NES VOITURES CHEM. FER TRAM & INDUS NDA							
	QTY. METRIC (NO) QUANT. METRIQUE (NOMB)	129	96	150	212	18		
	QTY. IMPERIAL (NO) QUANT. IMPERIALE (NOMB)	129	96	150	212	18		

## IMPORT DATA TRENDS - TENDANCES DES DONNEES SUR L'IMPORTATION

## SECTION 3 - END PRODUCTS, INEDIBLE

## SECTION 3 - PRODUITS FINIS, NON COMESTIBLES

CODE	COMMODITY MARCHANDISE	1982	1983	1984	AVE. ANNUAL GROWTH RATE (%) 1982-1985 TAUX DE CROISSANCE ANNUEL MOYEN		MAJOR COUNTRY OF EXPORT - SHARE OF IMPORT MARKET (%) 1985 PAYS EXPORTATEUR PRINCIPAL - PART DU MARCHE DES IMPORTATIONS	
					1985	ANNUEL MOYEN		
57559	RAILWAY STREET RR IND RAIL CARS NES VOITURES CHEM. FER TRAM & INDUS NDA			(CONT-D) (SUITE)				
	VALUE (\$000) VALEUR (\$000)	2,406	1,841	3,351	6,778	41	UNITED STATES ETATS-UNIS	98
57628	WHEELS FOR RAILWAY ROLLING STOCK ROUES POUR MAT. ROULANT CHEM DE FER							
	VALUE (\$000) VALEUR (\$000)	1,010	1,882	1,698	2,213	30	BRAZIL BRESIL	51
57699	PARTS FOR RAILWAY ROLLING STOCK NES PIECES DE MAT ROUL. CHEM DE FER NDA							
	VALUE (\$000) VALEUR (\$000)	120,170	86,501	140,641	212,708	21	UNITED STATES ETATS-UNIS	92
58101	CARS, TWO SEATERS, NEW VOITURES DE DEUX PLACES NEUVES							
	QTY. METRIC (NO) QUANT. METRIQUE (NOMB)	5,625	8,533	14,079	19,114	50		
	QTY. IMPERIAL (NO) QUANT. IMPERIALE (NOMB)	5,625	8,533	14,079	19,114	50		
	VALUE (\$000) VALEUR (\$000)	61,548	101,220	168,033	256,003	60	UNITED STATES ETATS-UNIS	60
58102	CARS, < 85 CU FT INTERIOR VOL, NEW VOITURES, < 85 PI CU, NEUVES							
	QTY. METRIC (NO) QUANT. METRIQUE (NOMB)	49,132	25,732	18,040	16,037	-31		
	QTY. IMPERIAL (NO) QUANT. IMPERIALE (NOMB)	49,132	25,732	18,040	16,037	-31		
	VALUE (\$000) VALEUR (\$000)	189,116	107,570	83,745	82,446	-24	FRANCE FRANCE	32
58103	CARS, 85 TO < 100 CU FT INT VOL NEW VOITURES, 85 A <100 PI CU, NEUVES							
	QTY. METRIC (NO) QUANT. METRIQUE (NOMB)	222,555	243,984	277,594	305,423	11		
	QTY. IMPERIAL (NO) QUANT. IMPERIALE (NOMB)	222,555	243,984	277,594	305,423	11		
	VALUE (\$000) VALEUR (\$000)	1,425,751	1,650,429	1,989,573	2,427,840	19	UNITED STATES ETATS-UNIS	52
58105	CARS, 100-<110 CU FT INT VOL, NEW VOITURES, 100-<110 PI CU, NEUVES							
	QTY. METRIC (NO) QUANT. METRIQUE (NOMB)	79,114	153,433	201,445	324,668	59		
	QTY. IMPERIAL (NO) QUANT. IMPERIALE (NOMB)	79,114	153,433	201,445	324,668	59		
	VALUE (\$000) VALEUR (\$000)	640,764	1,238,392	1,685,844	3,135,018	69	UNITED STATES ETATS-UNIS	69
58107	CARS, 110-<120 CU FT INT VOL, NEW VOITURES, 110-<120 PI CU, NEUVES							
	QTY. METRIC (NO) QUANT. METRIQUE (NOMB)	101,900	170,142	191,824	198,064	24		

## IMPORT DATA TRENDS - TENDANCES DES DONNEES SUR L'IMPORTATION

## SECTION 3 - END PRODUCTS, INEDIBLE

## SECTION 3 - PRODUITS FINIS, NON COMESTIBLES

CODE	COMMODITY MARCHANDISE	1982	1983	1984	AVE. ANNUAL GROWTH RATE (%) 1982-1985 TAUX DE CROISSANCE ANNUEL MOYEN		MAJOR COUNTRY OF EXPORT - SHARE OF IMPORT MARKET (%) 1985 PAYS EXPORTATEUR PRINCIPAL - PART DU MARCHE DES IMPORTATIONS	
					1985	ANNUEL MOYEN		
58107	CARS, 110-<120 CU FT INT VOL, NEW VOITURES, 110-<120 PI CU, NEUVES			(CONT-D) (SUITE)				
	QTY. IMPERIAL (NO) QUANT. IMPERIALE (NOMB)	101,900	170,142	191,824	198,064	24		
	VALUE (\$000) VALEUR (\$000)	952,285	1,619,375	2,063,456	2,471,791	37	UNITED STATES ETATS-UNIS	95
58109	CARS, 120 CU FT & OVER INT VOL, NEW VOITURES, 120 PI CU & PLUS, NEUVES							
	QTY. METRIC (NO) QUANT. METRIQUE (NOMB)	21,255	43,809	47,469	65,666	45		
	QTY. IMPERIAL (NO) QUANT. IMPERIALE (NOMB)	21,255	43,809	47,469	65,666	45		
	VALUE (\$000) VALEUR (\$000)	277,944	608,939	761,742	1,247,981	64	UNITED STATES ETATS-UNIS	100
58133	STATION WAGONS, NEW FAMILIALES NEUVES							
	QTY. METRIC (NO) QUANT. METRIQUE (NOMB)	56,889	89,208	102,181	128,010	31		
	QTY. IMPERIAL (NO) QUANT. IMPERIALE (NOMB)	56,889	89,208	102,181	128,010	31		
	VALUE (\$000) VALEUR (\$000)	467,815	830,786	1,064,343	1,594,503	50	UNITED STATES ETATS-UNIS	85
58133-20	STATION WAGONS, SMALL, < 130 CU FT, NEW FAMILIALES, PETITES < 130 PI CU NEUVES							
	QTY. METRIC (NO) QUANT. METRIQUE (NOMB)	33,940	34,082	34,542	45,829	10		
	QTY. IMPERIAL (NO) QUANT. IMPERIALE (NOMB)	33,940	34,082	34,542	45,829	10		
	VALUE (\$000) VALEUR (\$000)	222,814	226,288	258,590	409,920	22	UNITED STATES ETATS-UNIS	64
58133-30	STATION WAGONS, MID-SIZE 130 TO <160 CU FT NEW FAMILIALES, INTERMEDIAIRES, 130 A 160 PI CU NEUVES							
	QTY. METRIC (NO) QUANT. METRIQUE (NOMB)	13,169	32,640	38,849	41,339	46		
	QTY. IMPERIAL (NO) QUANT. IMPERIALE (NOMB)	13,169	32,640	38,849	41,339	46		
	VALUE (\$000) VALEUR (\$000)	123,010	319,345	415,800	510,239	60	UNITED STATES ETATS-UNIS	82
58133-40	STATION WAGONS, LARGE, 160 CU FT & OVER, NEW FAMILIALES, GROSSES, 160 PI CU ET PLUS NEUVES							
	QTY. METRIC (NO) QUANT. METRIQUE (NOMB)	9,780	22,486	28,790	40,842	60		
	QTY. IMPERIAL (NO) QUANT. IMPERIALE (NOMB)	9,780	22,486	28,790	40,842	60		
	VALUE (\$000) VALEUR (\$000)	121,991	285,153	389,953	674,344	76	UNITED STATES ETATS-UNIS	100
58149	PASSENGER AUTOMOBILES NES & CHASSIS VOITURES PARTICULIERES NDA, CHASSIS							
	QTY. METRIC (NO) QUANT. METRIQUE (NOMB)	6,048	8,978	9,425	10,417	20		
	QTY. IMPERIAL (NO) QUANT. IMPERIALE (NOMB)	6,048	8,978	9,425	10,417	20		
	VALUE (\$000) VALEUR (\$000)	27,753	51,230	73,303	76,638	40	UNITED STATES ETATS-UNIS	41

SEE EXPLANATORY NOTES / VOIR NOTES EXPLICATIVES

## IMPORT DATA TRENDS - TENDANCES DES DONNÉES SUR L'IMPORTATION

## SECTION 3 - END PRODUCTS, INEDIBLE

## SECTION 3 - PRODUITS FINIS, NON COMESTIBLES

CODE	COMMODITY MARCHANDISE	1982	1983	1984	AVE. ANNUAL GROWTH RATE (%) 1982-1985 TAUX DE CROISSANCE ANNUEL MOYEN		MAJOR COUNTRY OF EXPORT - SHARE OF IMPORT MARKET (%) 1985 PAYS EXPORTATEUR PRINCIPAL - PART DU MARCHÉ DES IMPORTATIONS	
					1985	ANNUEL MOYEN		
58149-20	CARS. PASSENGER AUTOMOBILE, USED AUTOMOBILES DE TOURISME, USAGEES							
	QTY. METRIC (NO) QUANT. METRIQUE (NOMB)	3,841	3,273	2,497	2,689	-11		
	QTY. IMPERIAL (NO) QUANT. IMPERIALE (NOMB)	3,841	3,273	2,497	2,689	-11		
	VALUE (\$000) VALEUR (\$000)	10,816	9,836	10,301	12,787	6	UNITED STATES ETATS-UNIS	65
58149-30	CARS. CONVERTIBLE, PASSENGER AUTOMOBILE, NEW AUTOMOBILES DE TOURISME, DECAPOTABLES, NEUVES							
	QTY. METRIC (NO) QUANT. METRIQUE (NOMB)	306	1,538	2,607	2,418	98		
	QTY. IMPERIAL (NO) QUANT. IMPERIALE (NOMB)	306	1,538	2,607	2,418	98		
	VALUE (\$000) VALEUR (\$000)	5,251	16,511	32,064	31,475	81	UNITED STATES ETATS-UNIS	71
58304	TRUCKS & CHASSIS MGWV 6000 LBS NEW CAMIONS CHASSIS 6000 LIV MOINS NEUF							
	QTY. METRIC (NO) QUANT. METRIQUE (NOMB)	66,990	81,364	90,843	99,956	14		
	QTY. IMPERIAL (NO) QUANT. IMPERIALE (NOMB)	66,990	81,364	90,843	99,956	14		
	VALUE (\$000) VALEUR (\$000)	422,978	550,529	690,046	840,791	25	UNITED STATES ETATS-UNIS	73
58304-20	TRUCKS, COMM. MGWV NOT OVER 4500 LBS, NEW CAMIONS COMMERCIAUX PMC N'EXCEDANT PAS 4500 LIV NEUFS							
	QTY. METRIC (NO) QUANT. METRIQUE (NOMB)	56,242	68,475	70,484	78,982	12		
	QTY. IMPERIAL (NO) QUANT. IMPERIALE (NOMB)	56,242	68,475	70,484	78,982	12		
	VALUE (\$000) VALEUR (\$000)	343,804	454,121	523,337	646,576	23	UNITED STATES ETATS-UNIS	70
58304-30	TRUCKS, COMM. MGWV OV 4500 UN 6000 LBS, NEW CAMIONS COMMERCIAUX PMC DE 4500 A 6000 LIV. NEUFS							
	QTY. METRIC (NO) QUANT. METRIQUE (NOMB)	10,748	12,889	20,359	20,974	25		
	QTY. IMPERIAL (NO) QUANT. IMPERIALE (NOMB)	10,748	12,889	20,359	20,974	25		
	VALUE (\$000) VALEUR (\$000)	79,173	96,407	166,709	194,215	34	UNITED STATES ETATS-UNIS	86
58329	TRUCKS & CHASSIS COMMERCIAL NEW NES CAMIONS ET CHASSIS, COMM. NEUFS NDA							
	QTY. METRIC (NO) QUANT. METRIQUE (NOMB)	31,746	34,814	57,994	78,661	35		
	QTY. IMPERIAL (NO) QUANT. IMPERIALE (NOMB)	31,746	34,814	57,994	78,661	35		
	VALUE (\$000) VALEUR (\$000)	510,139	616,457	1,341,979	1,778,936	51	UNITED STATES ETATS-UNIS	99
58329-20	TRUCKS, COMM. MGWV 6000 TO UN 10000 LBS, NEW CAMIONS COMM PMC 6000 A MOINS DE 10000 LIV NEUFS							
	QTY. METRIC (NO) QUANT. METRIQUE (NOMB)	21,557	20,112	30,917	47,366	30		
	QTY. IMPERIAL (NO) QUANT. IMPERIALE (NOMB)	21,557	20,112	30,917	47,366	30		

## IMPORT DATA TRENDS - TENDANCES DES DONNEES SUR L'IMPORTATION

## SECTION 3 - END PRODUCTS, INEDIBLE

## SECTION 3 - PRODUITS FINIS, NON COMESTIBLES

CODE	COMMODITY MARCHANDISE	1982	1983	1984	AVE. ANNUAL GRDWTG RATE (%) 1982-1985 TAUX DE CRDISSANCE 1985 ANNUEL MOYEN		MAJOR COUNTRY OF EXPDRT - SHARE OF IMPDRT MARKET (%) 1985 PAYS EXPORTATEUR PRINCIPAL - PART DU MARCHE DES IMPORTATIONS	
58329-20	TRUCKS, COMM. MGWV 6000 TO UN 10000 LBS. NEW CAMIONS COMM PMC 6000 A MOINS DE 10000 LIV NEUFS			(CONT-D) (SUITE)				
	VALUE (\$000) VALEUR (\$000)	193,878	200,810	337,219	614,083	46	UNITED STATES ETATS-UNIS	100
58329-30	TRUCKS, COMM. MGWV 10000 TO UN 14000 LBS. NEW CAMIONS COMM PMC 10000 A MOINS DE 14000 LIV NEUFS							
	QTY. METRIC (NO) QUANT. METRIQUE (NOMB)	709	2,728	3,478	5,498	97		
	QTY. IMPERIAL (NO) QUANT. IMPERIALE (NOMB)	709	2,728	3,478	5,498	97		
	VALUE (\$000) VALEUR (\$000)	6,440	25,248	35,558	67,274	117	UNITED STATES ETATS-UNIS	100
58329-50	TRUCKS, COMM. MGWV 16000 TO UN 19500 LBS. NEW CAMIONS COMM PMC 16000 A MOINS DE 19500 LIV NEUFS							
	QTY. METRIC (NO) QUANT. METRIQUE (NOMB)	343	213	354	278	-7		
	QTY. IMPERIAL (NO) QUANT. IMPERIALE (NOMB)	343	213	354	278	-7		
	VALUE (\$000) VALEUR (\$000)	5,890	2,945	5,230	5,134	-4	UNITED STATES ETATS-UNIS	100
58329-60	TRUCKS, COMM. MGWV 19500 TO UN 26000 LBS. NEW CAMIONS COMM PMC 19500 A MOINS DE 26000 LIV NEUFS							
	QTY. METRIC (NO) QUANT. METRIQUE (NOMB)	3,932	5,054	7,640	8,509	29		
	QTY. IMPERIAL (NO) QUANT. IMPERIALE (NOMB)	3,932	5,054	7,640	8,509	29		
	VALUE (\$000) VALEUR (\$000)	74,556	96,339	167,769	204,815	40	UNITED STATES ETATS-UNIS	98
58329-70	TRUCKS, COMM. MGWV 26000 TO UN 33000 LBS. NEW CAMIONS COMM PMC 26000 A MOINS DE 33000 LIV NEUFS							
	QTY. METRIC (NO) QUANT. METRIQUE (NOMB)	1,541	1,759	4,147	4,989	47		
	QTY. IMPERIAL (NO) QUANT. IMPERIALE (NOMB)	1,541	1,759	4,147	4,989	47		
	VALUE (\$000) VALEUR (\$000)	37,274	47,497	125,341	143,588	56	UNITED STATES ETATS-UNIS	93
58329-80	TRUCKS, COMM. MGWV 33000 LBS & OVER NEW CAMIONS COMM PMC 33000 LIV ET PLUS NEUFS							
	QTY. METRIC (NO) QUANT. METRIQUE (NOMB)	3,571	4,513	11,454	12,019	49		
	QTY. IMPERIAL (NO) QUANT. IMPERIALE (NOMB)	3,571	4,513	11,454	12,019	49		
	VALUE (\$000) VALEUR (\$000)	190,195	239,406	670,816	744,023	57	UNITED STATES ETATS-UNIS	100
58338	TRUCKS AND TRUCK TRACTORS, USED CAMIONS & TRACTEURS ROUTIERS USAGES							
	QTY. METRIC (NO) QUANT. METRIQUE (NOMB)	175	315	254	243	11		
	QTY. IMPERIAL (NO) QUANT. IMPERIALE (NOMB)	175	315	254	243	11		
	VALUE (\$000) VALEUR (\$000)	1,693	2,836	3,862	4,508	38	UNITED STATES ETATS-UNIS	100
58447	TRUCK TRAILERS & SEMI-TRAILERS, NEW REMORQUES DE CAMION SEMI-REM NEUVES							
	QTY. METRIC (NO) QUANT. METRIQUE (NOMB)	598	530	769	945	16		

SEE EXPLANATORY NOTES / VOIR NOTES EXPLICATIVES

## IMPORT DATA TRENDS - TENDANCES DES DONNEES SUR L'IMPORTATION

## SECTION 3 - END PRODUCTS, INEDIBLE

## SECTION 3 - PRODUITS FINIS, NON COMESTIBLES

CODE	COMMODITY MARCHANDISE	1982	1983	1984	AVE. ANNUAL GROWTH RATE (%) 1982-1985 TAUX DE CROISSANCE ANNUEL MOYEN		MAJOR COUNTRY OF EXPORT - SHARE OF IMPORT MARKET (%) 1985 PAYS EXPORTATEUR PRINCIPAL - PART DU MARCHE DES IMPORTATIONS	
					1985	ANNUEL MOYEN		
58447	TRUCK TRAILERS & SEMI-TRAILERS, NEW REMORQUES DE CAMION SEMI-REM NEUVES			(CONT-D) (SUITE)				
	QTY. IMPERIAL (NO) QUANT. IMPERIALE (NOMB)	598	530	769	945	16		
	VALUE (\$000) VALEUR (\$000)	14,041	13,362	21,826	27,278	24	UNITED STATES ETATS-UNIS	99
58447-35	TRAILERS, VAN TYPE, REEFER, NEW, INCL SEMI REMORQUES FRIGORIFIQUES, GNR FOURGON NEUVES INCL SEMI							
	QTY. METRIC (NO) QUANT. METRIQUE (NOMB)	16	52	20	111	90		
	QTY. IMPERIAL (NO) QUANT. IMPERIALE (NOMB)	16	52	20	111	90		
	VALUE (\$000) VALEUR (\$000)	445	1,481	745	3,682	101	UNITED STATES ETATS-UNIS	100
58447-60	TRAILERS, BULK TANK, NEW, INCL SEMI REMORQUES CITERNES PR TRANSP EN VRAC. NEUVES INCL SEMI							
	QTY. METRIC (NO) QUANT. METRIQUE (NOMB)	80	92	76	91	4		
	QTY. IMPERIAL (NO) QUANT. IMPERIALE (NOMB)	80	92	76	91	4		
	VALUE (\$000) VALEUR (\$000)	5,482	4,794	4,493	5,177	-2	UNITED STATES ETATS-UNIS	100
58448	TRUCK TRAILERS & SEMI-TRAILERS USED REMORQUES DE CAMION SEMI-REM. USAG.							
	QTY. METRIC (NO) QUANT. METRIQUE (NOMB)	489	999	737	910	23		
	QTY. IMPERIAL (NO) QUANT. IMPERIALE (NOMB)	489	999	737	910	23		
	VALUE (\$000) VALEUR (\$000)	2,662	5,529	5,782	7,336	40	UNITED STATES ETATS-UNIS	100
58465	MOBILE HOMES RESIDENCES MOBILES							
	QTY. METRIC (NO) QUANT. METRIQUE (NOMB)	146	235	217	187	8		
	QTY. IMPERIAL (NO) QUANT. IMPERIALE (NOMB)	146	235	217	187	8		
	VALUE (\$000) VALEUR (\$000)	885	1,324	1,142	1,056	6	UNITED STATES ETATS-UNIS	100
58466	TRAVEL TRAILERS REMORQUES DE TOURISMES							
	QTY. METRIC (NO) QUANT. METRIQUE (NOMB)	784	1,107	1,258	897	4		
	QTY. IMPERIAL (NO) QUANT. IMPERIALE (NOMB)	784	1,107	1,258	897	4		
	VALUE (\$000) VALEUR (\$000)	6,091	10,275	12,671	9,948	17	UNITED STATES ETATS-UNIS	95
58467	TENT TRAILERS, /TENT CAMPERS/ TENTES-REMORQUES /TENTES-CAMPEUSES/							
	QTY. METRIC (NO) QUANT. METRIQUE (NOMB)	473	741	707	831	21		
	QTY. IMPERIAL (NO) QUANT. IMPERIALE (NOMB)	473	741	707	831	21		

SEE EXPLANATORY NOTES / VOIR NOTES EXPLICATIVES

## IMPORT DATA TRENDS - TENDANCES DES DONNEES SUR L'IMPORTATION

## SECTION 3 - END PRODUCTS, INEDIBLE

## SECTION 3 - PRODUITS FINIS, NON COMESTIBLES

CODE	COMMODITY MARCHANDISE		1982	1983	1984	AVE. ANNUAL GROWTH RATE (%) 1982-1985 TAUX DE CROISSANCE 1985 ANNUEL MOYEN		MAJOR COUNTRY OF EXPORT - SHARE OF IMPORT MARKET (%) 1985 PAYS EXPORTEUR PRINCIPAL - PART DU MARCHE DES IMPORTATIONS	
58467	TENT TRAILERS, /TENT CAMPERS/ TENTES-REMORQUES /TENTES-CAMPEUSES/				(CONT-D) (SUITE)				
	VALUE (\$000) VALEUR (\$000)		1,196	1,736	2,080	2,389	26	UNITED STATES ETATS-UNIS	84
58499	TRAILERS N E S REMORQUES N D A								
	QTY. METRIC (NO) QUANT. METRIQUE (NOMB)		8,109	7,719	9,095	13,145	17		
	QTY. IMPERIAL (NO) QUANT. IMPERIALE (NOMB)		8,109	7,719	9,095	13,145	17		
	VALUE (\$000) VALEUR (\$000)		7,089	7,102	7,661	9,564	10	UNITED STATES ETATS-UNIS	94
58499-36	TRAILERS, BOAT REMORQUES POUR BATEAUX								
	QTY. METRIC (NO) QUANT. METRIQUE (NOMB)		6,413	6,099	7,976	8,652	10		
	QTY. IMPERIAL (NO) QUANT. IMPERIALE (NOMB)		6,413	6,099	7,976	8,652	10		
	VALUE (\$000) VALEUR (\$000)		3,226	3,296	4,532	5,684	21	UNITED STATES ETATS-UNIS	98
58729	BUSES AND BUS CHASSIS AUTOBUS ET CHASSIS D'AUTOBUS								
	QTY. METRIC (NO) QUANT. METRIQUE (NOMB)		2,692	2,365	3,223	3,446	8		
	QTY. IMPERIAL (NO) QUANT. IMPERIALE (NOMB)		2,692	2,365	3,223	3,446	8		
	VALUE (\$000) VALEUR (\$000)		70,751	64,413	86,426	105,076	14	UNITED STATES ETATS-UNIS	99
58729-21	BUS AND MOTOR COACH CHASSIS CHASSIS POUR AUTOBUS ET AUTOCAR								
	QTY. METRIC (NO) QUANT. METRIQUE (NOMB)		1,773	1,645	2,139	2,217	8		
	QTY. IMPERIAL (NO) QUANT. IMPERIALE (NOMB)		1,773	1,645	2,139	2,217	8		
	VALUE (\$000) VALEUR (\$000)		30,580	31,829	42,506	48,911	17	UNITED STATES ETATS-UNIS	100
58729-42	MOTORCOACHES AND MOTORBUSES AUTOCARS ET AUTOBUS								
	QTY. METRIC (NO) QUANT. METRIQUE (NOMB)		866	692	1,029	1,202	11		
	QTY. IMPERIAL (NO) QUANT. IMPERIALE (NOMB)		866	692	1,029	1,202	11		
	VALUE (\$000) VALEUR (\$000)		38,091	31,810	41,802	54,861	13	UNITED STATES ETATS-UNIS	99
58730	MOTORCYCLES MOTOCYCLETTE								
	QTY. METRIC (NO) QUANT. METRIQUE (NOMB)		142,288	112,166	86,477	70,897	-20		
	QTY. IMPERIAL (NO) QUANT. IMPERIALE (NOMB)		142,288	112,166	86,477	70,897	-20		
	VALUE (\$000) VALEUR (\$000)		205,432	201,440	176,858	140,871	-12	JAPAN JAPON	72



## IMPORT DATA TRENDS - TENDANCES DES DONNEES SUR L'IMPORTATION

## SECTION 3 - END PRODUCTS, INEDIBLE

## SECTION 3 - PRODUITS FINIS, NON COMESTIBLES

CODE	COMMODITY MARCHANDISE		1982	1983	1984	AVE. ANNUAL GROWTH RATE (%) 1982-1985		MAJOR COUNTRY OF EXPORT - SHARE OF IMPORT MARKET (%) 1985	
						1985	ANNUEL MOYEN	PAYS EXPORTATEUR PRINCIPAL - PART DU MARCHE DES IMPORTATIONS	
							TAUX DE CROISSANCE		
58730-22	MOTORCYCLES MOTOCYCLETTES								
	QTY. METRIC (NO) QUANT. METRIQUE (NOMB)		128,912	106,444	83,285	69,247	-18		
	QTY. IMPERIAL (NO) QUANT. IMPERIALE (NOMB)		128,912	106,444	83,285	69,247	-18		
	VALUE (\$000) VALEUR (\$000)		195,408	197,135	175,582	140,242	-10	JAPAN JAPON	71
58733	POWERCYCLES AND MOTOR SCOOTERS CYCLOMOTEURS ET SCOOTER A MOTEURS								
	QTY. METRIC (NO) QUANT. METRIQUE (NOMB)		5,492	1,486	3,360	4,004	-10		
	QTY. IMPERIAL (NO) QUANT. IMPERIALE (NOMB)		5,492	1,486	3,360	4,004	-10		
	VALUE (\$000) VALEUR (\$000)		1,965	710	1,340	2,150	3	JAPAN JAPON	89
58737	PTS. ACCESS FOR MOTRCYCLE POWRCYCLE PCS DE MOTOCYCLETTES & CYCLOMOTEURS								
	VALUE (\$000) VALEUR (\$000)		21,840	24,166	26,412	24,613	4	JAPAN JAPON	52
58742	SNOWMOBILES PLEASURE & SPORT. & PTS AUTONEIGES PLAISANCE & SPORT & PCS								
	QTY. METRIC (NO) QUANT. METRIQUE (NOMB)		11,455	9,480	12,884	14,811	9		
	QTY. IMPERIAL (NO) QUANT. IMPERIALE (NOMB)		11,455	9,480	12,884	14,811	9		
	VALUE (\$000) VALEUR (\$000)		22,850	24,793	37,972	42,799	23	UNITED STATES ETATS-UNIS	54
58742-20	SNOWMOBILES, PLEASURE AND SPORTING TYPES MOTONEIGE DE PROMENADE ET DE SPORT								
	QTY. METRIC (NO) QUANT. METRIQUE (NOMB)		11,455	9,480	12,884	14,811	9		
	QTY. IMPERIAL (NO) QUANT. IMPERIALE (NOMB)		11,455	9,480	12,884	14,811	9		
	VALUE (\$000) VALEUR (\$000)		16,823	17,087	25,694	29,905	21	UNITED STATES ETATS-UNIS	53
58742-88	SNOWMOBILES, P & S, PTS, ATTACH & ACCESS NES PIECES, ATTACH. ET ACCESS. DE MOTO. PROM. ET DE SPORT NOA								
	VALUE (\$000) VALEUR (\$000)		6,014	7,689	12,258	12,886	29	UNITED STATES ETATS-UNIS	57
58769	OFF-HIGHWAY TRUCKS CAMIONS HORS ROUTE								
	QTY. METRIC (NO) QUANT. METRIQUE (NOMB)		128	143	188	175	11		
	QTY. IMPERIAL (NO) QUANT. IMPERIALE (NOMB)		128	143	188	175	11		
	VALUE (\$000) VALEUR (\$000)		40,191	57,847	66,462	33,358	-6	UNITED STATES ETATS-UNIS	70
58769-21	TRUCKS, DUMP, OFF-HIGHWAY, NEW CAMIONS A BENNE BASCULANTE, HORS ROUTE NEUFS								
	QTY. METRIC (NO) QUANT. METRIQUE (NOMB)		96	119	138	123	8		

## IMPORT DATA TRENDS - TENDANCES DES DONNEES SUR L'IMPORTATION

## SECTION 3 - END PRODUCTS, INEDIBLE

## SECTION 3 - PRODUITS FINIS, NON COMESTIBLES

CODE	COMMODITY MARCHANDISE	1982	1983	1984	AVE. ANNUAL GROWTH RATE (%) 1982-1985 TAUX DE CROISSANCE ANNUEL MOYEN		MAJOR COUNTRY OF EXPORT - SHARE OF IMPORT MARKET (%) 1985 PAYS EXPORTATEUR PRINCIPAL - PART DU MARCHE DES IMPORTATIONS	
					1985	ANNUEL MOYEN		
58769-21	TRUCKS, DUMP, OFF-HIGHWAY, NEW CAMIONS A BENNE BASCULANTE, HORS ROUTE NEUFS			(CONT-D) (SUITE)				
	QTY. IMPERIAL (NO) QUANT. IMPERIALE (NOMB)	96	119	138	123	8		
	VALUE (\$000) VALEUR (\$000)	36,138	54,621	55,151	27,175	-9	UNITED STATES ETATS-UNIS	73
58769-25	TRUCKS, DUMP, OFF-HIGHWAY, USED CAMIONS A BENNE BASCULANTE, HORS ROUTE USAGES							
	QTY. METRIC (NO) QUANT. METRIQUE (NOMB)	8	16	49	43	74		
	QTY. IMPERIAL (NO) QUANT. IMPERIALE (NOMB)	8	16	49	43	74		
	VALUE (\$000) VALEUR (\$000)	991	1,758	11,164	4,305	62	UNITED STATES ETATS-UNIS	43
58779	MOTDR VEHICLES, ELECTRIC POWERD NES VEHICULES AUTOMOBILES ELECT. N D A							
	QTY. METRIC (NO) QUANT. METRIQUE (NOMB)	805	1,153	1,074	1,392	20		
	QTY. IMPERIAL (NO) QUANT. IMPERIALE (NOMB)	805	1,153	1,074	1,392	20		
	VALUE (\$000) VALEUR (\$000)	1,088	1,555	2,004	2,197	26	UNITED STATES ETATS-UNIS	94
58799	MOTOR VEHICLES N E S VEHICULES AUTOMOBILES N D A							
	QTY. METRIC (NO) QUANT. METRIQUE (NOMB)	39,699	82,867	119,564	72,238	22		
	QTY. IMPERIAL (NO) QUANT. IMPERIALE (NOMB)	39,699	82,867	119,564	72,238	22		
	VALUE (\$000) VALEUR (\$000)	49,512	114,270	182,097	142,717	42	JAPAN JAPON	68
58799-20	ALL-TERRAIN-VEHICLES EXC CYCLES VEHICULES TOUT TERRAIN, SAUF CYCLES							
	QTY. METRIC (NO) QUANT. METRIQUE (NOMB)	3,361	7,587	33,447	49,048	142		
	QTY. IMPERIAL (NO) QUANT. IMPERIALE (NOMB)	3,361	7,587	33,447	49,048	142		
	VALUE (\$000) VALEUR (\$000)	2,956	7,278	42,401	72,982	188	JAPAN JAPON	96
58799-21	ALL-TERRAIN-CYCLES CYCLES TOUT TERRAIN							
	QTY. METRIC (NO) QUANT. METRIQUE (NOMB)	33,691	71,424	81,673	18,645	-18		
	QTY. IMPERIAL (NO) QUANT. IMPERIALE (NOMB)	33,691	71,424	81,673	18,645	-18		
	VALUE (\$000) VALEUR (\$000)	27,556	68,768	91,290	24,831	-3	JAPAN JAPON	97
58799-22	CARTS, GOLF, GASOLINE POWERED VOITURETTES DE GOLF A ESSENCE							
	QTY. METRIC (NO) QUANT. METRIQUE (NOMB)	1,690	2,290	2,725	3,586	28		
	QTY. IMPERIAL (NO) QUANT. IMPERIALE (NOMB)	1,690	2,290	2,725	3,586	28		
	VALUE (\$000) VALEUR (\$000)	2,653	3,659	4,723	5,717	29	JAPAN JAPON	54

## IMPORT DATA TRENDS - TENDANCES DES DONNEES SUR L'IMPORTATION

## SECTION 3 - END PRODUCTS, INEDIBLE

## SECTION 3 - PRODUITS FINIS, NON COMESTIBLES

CODE	COMMODITY MARCHANDISE		1982	1983	1984	AVE. ANNUAL GROWTH RATE (%) 1982-1985 TAUX DE CROISSANCE ANNUEL MOYEN		MAJOR COUNTRY OF EXPORT - SHARE OF IMPORT MARKET (%) 1985 PAYS EXPORTATEUR PRINCIPAL - PART DU MARCHE DES IMPORTATIONS	
						1985	1985		
58799-30	VEHICLES, MOTOR, MILITARY VEHICULES MILITAIRES A MOTEUR								
	QTY. METRIC (NO) QUANT. METRIQUE (NOMB)		8	5	8	109	137		
	QTY. IMPERIAL (NO) QUANT. IMPERIALE (NOMB)		8	5	8	109	137		
	VALUE (\$000) VALEUR (\$000)		114	248	448	13,643	385	SWEDEN SUEDE	91
58799-85	MOTORHOMES CARAVANES								
	QTY. METRIC (NO) QUANT. METRIQUE (NOMB)		237	819	930	386	17		
	QTY. IMPERIAL (NO) QUANT. IMPERIALE (NOMB)		237	819	930	386	17		
	VALUE (\$000) VALEUR (\$000)		7,801	28,773	35,765	18,041	32	UNITED STATES ETATS-UNIS	100
58804	MOTOR VEHICLE ENGINES, DIESEL MOTEURS DIESEL DE VEHICULES AUTO.								
	QTY. METRIC (NO) QUANT. METRIQUE (NOMB)		23,262	55,802	62,660	66,655	42		
	QTY. IMPERIAL (NO) QUANT. IMPERIALE (NOMB)		23,262	55,802	62,660	66,655	42		
	VALUE (\$000) VALEUR (\$000)		175,886	276,069	434,089	503,663	41	UNITED STATES ETATS-UNIS	97
58819	MOTOR VEHICLE ENGINES N E S MOTEURS DE VEHICULE AUTOMOBILE NDA								
	QTY. METRIC (NO) QUANT. METRIQUE (NOMB)		954,930	1,010,263	1,251,205	1,357,020	12		
	QTY. IMPERIAL (NO) QUANT. IMPERIALE (NOMB)		954,930	1,010,263	1,251,205	1,357,020	12		
	VALUE (\$000) VALEUR (\$000)		1,099,628	1,126,791	1,434,036	1,628,701	14	UNITED STATES ETATS-UNIS	68
58834	PARTS OF MOTOR VEH. DIESEL ENGINES PIECES DE MOTEURS DIESEL, VEH AUTO.								
	VALUE (\$000) VALEUR (\$000)		71,103	75,036	97,166	104,426	14	UNITED STATES ETATS-UNIS	95
58849	PARTS OF MOTOR VEHICLE ENGINES NES PIECES DE MOTEURS DE VEH. AUTO. NDA								
	VALUE (\$000) VALEUR (\$000)		410,537	577,445	866,384	887,153	29	UNITED STATES ETATS-UNIS	92
58909	BODIES & CABS FOR TRUCKS & TRAILERS CARROSSERIES ET CABINES DE CAMIONS								
	VALUE (\$000) VALEUR (\$000)		5,912	13,239	44,835	61,417	117	UNITED STATES ETATS-UNIS	100
58909-40	CABS, TRUCK CABINES DE CAMIONS								
	VALUE (\$000) VALEUR (\$000)		3,376	10,838	42,129	57,963	156	UNITED STATES ETATS-UNIS	100

## IMPORT DATA TRENDS - TENDANCES DES DONNEES SUR L'IMPORTATION

## SECTION 3 - END PRODUCTS, INEDIBLE

## SECTION 3 - PRODUITS FINIS, NON COMESTIBLES

CODE	COMMODITY MARCHANDISE	1982	1983	1984	AVE. ANNUAL GROWTH RATE (%) 1982-1985		MAJOR COUNTRY OF EXPORT - SHARE OF IMPORT MARKET (%) 1985	
					1985 ANNUAL MOYEN	TAUX DE CRDISSANCE	PAYS EXPORTATEUR PRINCIPAL - PART DU MARCHE DES IMPORTATIONS	
58910	TRAILER HITCHES, COUPLINGS & PARTS DISPOSITIFS D'ATTELAGE ROULOTTE PCS							
	VALUE (\$000) VALEUR (\$000)	2,526	2,620	4,241	6,488	37	UNITED STATES ETATS-UNIS	97
58910-20	COUPLINGS & HITCHES, TRAILER RACCORDS ET ATTELAGES POUR REMORQUE							
	QTY. METRIC (NO) QUANT. METRIQUE (NOMB)	11,622	11,503	27,908	29,692	36		
	QTY. IMPERIAL (NO) QUANT. IMPERIALE (NOMB)	11,622	11,503	27,908	29,692	36		
	VALUE (\$000) VALEUR (\$000)	972	688	1,852	3,317	50	UNITED STATES ETATS-UNIS	96
58910-88	COUPLINGS AND HITCHES, TRAILER, PARTS OF PIECES D'ATTELAGE ET D'ACCROCHAGE POUR REMORQUES							
	VALUE (\$000) VALEUR (\$000)	1,554	1,932	2,389	3,171	27	UNITED STATES ETATS-UNIS	98
58912	WINDOWS AND VENTS FOR TRAILERS FENETRES ET EVENTS POUR ROULOTTES							
	VALUE (\$000) VALEUR (\$000)	1,529	3,045	3,974	3,694	34	UNITED STATES ETATS-UNIS	99
58919	PARTS OF TRAILERS N E S PIECES DE REMORQUES N D A							
	VALUE (\$000) VALEUR (\$000)	18,478	34,961	65,895	79,507	62	UNITED STATES ETATS-UNIS	98
58935	JACKS FOR MOTOR VEHICLES, AND PARTS CRICS POUR VEHICULES AUTO. & PIECES							
	VALUE (\$000) VALEUR (\$000)	9,559	9,938	14,142	12,985	11	UNITED STATES ETATS-UNIS	76
58935-20	JACKS, MOTOR VEHICLE CRICS DE VEHICULE A MOTEUR							
	VALUE (\$000) VALEUR (\$000)	7,789	8,065	10,351	9,305	6	UNITED STATES ETATS-UNIS	67
58935-88	JACKS, MOTOR VEHICLE, PARTS OF PIECES DE CRICS, VEHICULES AUTO							
	VALUE (\$000) VALEUR (\$000)	1,770	1,873	3,791	3,680	27	UNITED STATES ETATS-UNIS	98
58940	MIRRORS FOR MOTOR VEHICLES MIRROIRS POUR VEHICULES AUTOMOBILES							
	VALUE (\$000) VALEUR (\$000)	26,894	33,015	47,284	56,315	28	UNITED STATES ETATS-UNIS	96
58940-20	MIRRORS, REAR VIEW, INTERIOR, MOTOR VEH RETROVISEURS INTERIEURS DE VEHICULE AUTO							
	VALUE (\$000) VALEUR (\$000)	7,040	8,983	12,536	15,074	29	UNITED STATES ETATS-UNIS	94
58940-30	MIRRORS, DDDR MTR VEH DIRECT MOUNT NON BRACED RETRDVISEURS DE PORTE NON RENF. DIRECT MONTE SUR VEH MOT							
	VALUE (\$000) VALEUR (\$000)	15,458	18,905	27,777	31,185	26	UNITED STATES ETATS-UNIS	98
58999	PARTS & ACCESS. FOR MOTOR VEH. NES PCS & ACCESS DE VEHICULES AUTO. NDA							
	VALUE (\$000) VALEUR (\$000)	7,878,810	9,139,254	12,567,403	14,254,746	22	UNITED STATES ETATS-UNIS	95

SEE EXPLANATORY NOTES / VOIR NOTES EXPLICATIVES

## IMPORT DATA TRENDS - TENDANCES DES DONNEES SUR L'IMPORTATION

## SECTION 3 - END PRODUCTS, INEDIBLE

## SECTION 3 - PRODUITS FINIS, NON COMESTIBLES

CODE	COMMODITY MARCHANDISE		1982	1983	1984	1985	AVE. ANNUAL GROWTH RATE (%) 1982-1985	MAJOR COUNTRY OF EXPORT - SHARE OF IMPORT MARKET	
							TAUX DE CROISSANCE ANNUEL MOYEN	(%) 1985	PAYS EXPORTATEUR PRINCIPAL - PART DU MARCHE DES IMPORTATIONS
58990-19	ABSORBERS, SHOCK, MOTOR VEHICLE NES AMORTISSEURS PDUR VEHICULE AUTOMOBILE, NDA								
	QTY. METRIC (NO) QUANT. METRIQUE (NOMB)		5,228,126	6,575,102	7,668,403	7,310,789	12		
	QTY. IMPERIAL (NO) QUANT. IMPERIALE (NOMB)		5,228,126	6,575,102	7,668,403	7,310,789	12		
	VALUE (\$000) VALEUR (\$000)		43,899	54,113	67,454	74,096	19	UNITED STATES ETATS-UNIS	96
58990-29	SPRINGS, COIL, MOTOR VEHICLE NES RESSORT HELICOIDAL, VEHICULE AUTOMOBILE NDA								
	VALUE (\$000) VALEUR (\$000)		17,663	23,468	28,212	30,894	20	UNITED STATES ETATS-UNIS	98
58990-39	SPRINGS, LEAF, MOTOR VEHICLE NES LAME DE RESSORT, VEHICULE AUTOMOBILE NDA								
	VALUE (\$000) VALEUR (\$000)		7,502	7,850	14,577	17,296	32	UNITED STATES ETATS-UNIS	56
58990-49	BARS, TORSION, MOTOR VEHICLE NES BARRES DE TORSION, VEHICULE AUTOMOBILE NDA								
	VALUE (\$000) VALEUR (\$000)		2,153	1,862	3,687	7,131	48	UNITED STATES ETATS-UNIS	99
58991-20	PUMP, POWER STEERING, MOTOR VEHICLE SERVO-DIRECTION, POMPE, VEHICULES AUTOMOBILES								
	VALUE (\$000) VALEUR (\$000)		32,216	40,665	55,055	63,540	25	UNITED STATES ETATS-UNIS	100
58991-39	ARMS, IDLER, MOTOR VEHICLE NES LEVIERS-RELAIS DE VEHICULE AUTOMOBILE NDA								
	VALUE (\$000) VALEUR (\$000)		17,727	10,376	28,972	34,867	25	UNITED STATES ETATS-UNIS	100
58991-49	TIE ROD ASSY, MOTOR VEHICLE NES BARRE D'ACCDUPEMENT, VEH. AUTOMOBILE NDA								
	VALUE (\$000) VALEUR (\$000)		22,807	17,913	12,769	8,669	-27	UNITED STATES ETATS-UNIS	98
58992-19	RADIATOR ASSEMBLIES, MOTOR VEHICLE NES RADIATEURS POUR VEHICULE AUTOMOBILE NDA								
	QTY. METRIC (NO) QUANT. METRIQUE (NOMB)		922,154	1,004,273	1,407,630	1,528,437	18		
	QTY. IMPERIAL (NO) QUANT. IMPERIALE (NOMB)		922,154	1,004,273	1,407,630	1,528,437	18		
	VALUE (\$000) VALEUR (\$000)		60,888	67,106	96,374	110,880	22	UNITED STATES ETATS-UNIS	99
58992-29	CODLERS, TRANSMISSION OIL, MOTOR VEHICLE NES REFROIDISSEURS, HUILE TRANSMISSION, VEHICULES AUTO, NDA								
	QTY. METRIC (NO) QUANT. METRIQUE (NOMB)		213,232	1,527,866	1,923,132	1,916,454	106		
	QTY. IMPERIAL (NO) QUANT. IMPERIALE (NOMB)		213,232	1,527,866	1,923,132	1,916,454	106		
	VALUE (\$000) VALEUR (\$000)		1,229	7,991	12,732	14,101	124	UNITED STATES ETATS-UNIS	100
58992-39	PUMP, WATER, MOTOR VEHICLE NES POMPES A EAU POUR VEHICULE AUTOMOBILE, NDA								
	QTY. METRIC (NO) QUANT. METRIQUE (NOMB)		451,207	418,229	812,121	679,400	15		
	QTY. IMPERIAL (NO) QUANT. IMPERIALE (NOMB)		451,207	418,229	812,121	679,400	15		
	VALUE (\$000) VALEUR (\$000)		9,847	10,156	22,737	18,351	23	UNITED STATES ETATS-UNIS	93
58993-19	MUFFLERS, MOTOR VEHICLE NES SILENCIEUX PDUR VEHICULE AUTOMOBILE NDA								
	QTY. METRIC (NO) QUANT. METRIQUE (NOMB)		1,413,863	1,863,130	2,517,407	2,886,236	27		

SEE EXPLANATORY NOTES / VOIR NOTES EXPLICATIVES

## IMPORT DATA TRENDS - TENDANCES DES DONNEES SUR L'IMPORTATION

## SECTION 3 - END PRODUCTS, INEDIBLE

## SECTION 3 - PRODUITS FINIS, NON COMESTIBLES

CODE	COMMODITY MARCHANDISE	1982	1983	1984	AVE. ANNUAL GROWTH RATE (%) 1982-1985 TAUX DE CROISSANCE ANNUEL MOYEN		MAJOR COUNTRY OF EXPORT - SHARE OF IMPORT MARKET (%) 1985 PAYS EXPORTATEUR PRINCIPAL - PART DU MARCHE DES IMPORTATIONS	
					1985	ANNUEL MOYEN		
58993-19	MUFFLERS, MOTOR VEHICLE NES SILENCIEUX POUR VEHICULE AUTOMOBILE NDA			(CONT-D) (SUITE)				
	QTY. IMPERIAL (NO) QUANT. IMPERIALE (NOMB)	1,413,863	1,863,130	2,517,407	2,886,236	27		
	VALUE (\$000) VALEUR (\$000)	25,420	31,950	45,161	61,395	34	UNITED STATES ETATS-UNIS	94
58994-19	HEATER-DEFROSTERS, MOTOR VEHICLE NES APPAREILS DE CHAUFFAGE DEGIVRAGE POUR VEHICULE AUTO NDA							
	QTY. METRIC (NO) QUANT. METRIQUE (NOMB)	454,774	464,572	595,602	611,795	10		
	QTY. IMPERIAL (NO) QUANT. IMPERIALE (NOMB)	454,774	464,572	595,602	611,795	10		
	VALUE (\$000) VALEUR (\$000)	18,511	18,884	26,389	31,436	19	UNITED STATES ETATS-UNIS	96
58994-30	AIR CONDITIONERS, ADD-ON, AUTOMOTIVE CLIMATISEUR, AJOUTE, AUTOMOBILE							
	QTY. METRIC (NO) QUANT. METRIQUE (NOMB)	10,756	15,454	34,647	38,576	52		
	QTY. IMPERIAL (NO) QUANT. IMPERIALE (NOMB)	10,756	15,454	34,647	38,576	52		
	VALUE (\$000) VALEUR (\$000)	3,593	5,003	12,302	14,371	58	UNITED STATES ETATS-UNIS	96
58994-39	AIR CONDITIONERS, INTEGRAL DESIGN, NES, AUTOM CLIMATISEUR INCORPORE POUR VEHICULE AUTOMOBILE NDA							
	QTY. METRIC (NO) QUANT. METRIQUE (NOMB)	1,101,694	322,250	144,598	167,697	-47		
	QTY. IMPERIAL (NO) QUANT. IMPERIALE (NOMB)	1,101,694	322,250	144,598	167,697	-47		
	VALUE (\$000) VALEUR (\$000)	68,215	27,688	8,414	7,978	-50	UNITED STATES ETATS-UNIS	94
58995-19	JOINTS, UNIVERSAL, MOTOR VEHICLE NES JOINTS DE CARDAN POUR VEHICULE AUTOMOBILE NDA							
	QTY. METRIC (NO) QUANT. METRIQUE (NOMB)	1,107,755	910,565	1,176,069	1,114,133	0		
	QTY. IMPERIAL (NO) QUANT. IMPERIALE (NOMB)	1,107,755	910,565	1,176,069	1,114,133	0		
	VALUE (\$000) VALEUR (\$000)	5,129	5,650	8,703	8,373	17	UNITED STATES ETATS-UNIS	76
58995-29	AXLES, REAR, MOTOR VEHICLE NES ESSIEUX ARRIERE DE VEHICULE AUTOMOBILE, NDA							
	VALUE (\$000) VALEUR (\$000)	418,206	509,724	578,583	690,481	18	UNITED STATES ETATS-UNIS	95
58995-39	DRIVE SHAFTS, MOTOR VEHICLE NES ARBRES DE TRANSMISSION, VEH AUTOMOBILE NDA							
	VALUE (\$000) VALEUR (\$000)	49,142	65,955	67,064	70,040	13	UNITED STATES ETATS-UNIS	99
58995-49	DIFFERENTIALS, INCL AXLE HOUSING, MTR VEH NES DIFFERENTIELS DE VEH AUTO, NDA, Y COMPRIS CARTER DE PDNT							
	QTY. METRIC (NO) QUANT. METRIQUE (NOMB)	27,071	28,979	69,199	54,858	26		
	QTY. IMPERIAL (NO) QUANT. IMPERIALE (NOMB)	27,071	28,979	69,199	54,858	26		
	VALUE (\$000) VALEUR (\$000)	22,475	16,564	43,730	37,656	17	UNITED STATES ETATS-UNIS	96
58996-19	BRAKE ASSEMBLIES, POWER MONTAGES DE SERVO-FREINS							
	QTY. METRIC (NO) QUANT. METRIQUE (NOMB)	25,503	189,876	257,599	284,955	122		

SEE EXPLANATORY NOTES / VOIR NOTES EXPLICATIVES

## IMPORT DATA TRENDS - TENDANCES DES DONNEES SUR L'IMPORTATION

## SECTION 3 - END PRODUCTS, INEDIBLE

## SECTION 3 - PRODUITS FINIS, NON COMESTIBLES

CODE	COMMODITY MARCHANDISE	1982	1983	1984	AVE. ANNUAL GROWTH RATE (%) 1982-1985 TAUX DE CROISSANCE ANNUEL MOYEN		MAJOR COUNTRY OF EXPORT - SHARE OF IMPORT MARKET (%) 1985 PAYS EXPORTATEUR PRINCIPAL - PART DU MARCHE DES IMPORTATIONS	
					1985	ANNUEL MOYEN		
58996-19	BRAKE ASSEMBLIES, POWER MONTAGES DE SERVO-FREINS			(CONT-D) (SUITE)				
	QTY. IMPERIAL (NO) QUANT. IMPERIALE (NOMB)	25,503	189,876	257,599	284,955	122		
	VALUE (\$000) VALEUR (\$000)	1,552	3,985	6,149	7,212	66	UNITED STATES ETATS-UNIS	99
58996-29	CYLINDERS, BRAKE, MOTOR VEHICLE NES CYLINDRES DE FREIN POUR VEH AUTOMOBILE NDA							
	QTY. METRIC (NO) QUANT. METRIQUE (NOMB)	1,605,757	1,926,453	2,604,405	2,964,915	23		
	QTY. IMPERIAL (NO) QUANT. IMPERIALE (NOMB)	1,605,757	1,926,453	2,604,405	2,964,915	23		
	VALUE (\$000) VALEUR (\$000)	33,017	36,078	53,902	63,045	24	UNITED STATES ETATS-UNIS	97
58996-39	DRUMS, BRAKE, MOTOR VEHICLE NES TAMBOURS DE FREIN POUR VEH AUTOMOBILE NDA							
	QTY. METRIC (NO) QUANT. METRIQUE (NOMB)	351,149	593,547	1,527,033	1,779,439	71		
	QTY. IMPERIAL (NO) QUANT. IMPERIALE (NOMB)	351,149	593,547	1,527,033	1,779,439	71		
	VALUE (\$000) VALEUR (\$000)	8,145	11,697	28,265	33,881	60	UNITED STATES ETATS-UNIS	100
58996-49	PAOS, DISC BRAKE, MOTOR VEHICLE NES GARNITURES DE FREINS A DISQUE POUR VEHICULE AUTOMOBILE NDA							
	VALUE (\$000) VALEUR (\$000)	1,092	2,131	2,410	3,133	42	UNITED STATES ETATS-UNIS	34
58996-59	CALIPER ASSY, DISC BRAKE, MOTOR VEHICLE NES CALIBRES DE FREIN A DISQUE DE VEHICULE AUTOMOBILE, NDA							
	VALUE (\$000) VALEUR (\$000)	19,933	17,593	30,309	39,489	25	UNITED STATES ETATS-UNIS	95
58997-19	PANELS, DOOR, INTERIOR, MOTOR VEHICLE NES PANNEAUX DE PORTE, INTERIEUR, POUR VEHICULE AUTOMOBILE NDA							
	QTY. METRIC (NO) QUANT. METRIQUE (NOMB)	832,701	586,531	1,762,186	1,427,520	19		
	QTY. IMPERIAL (NO) QUANT. IMPERIALE (NOMB)	832,701	586,531	1,762,186	1,427,520	19		
	VALUE (\$000) VALEUR (\$000)	8,548	11,877	19,391	18,657	29	UNITED STATES ETATS-UNIS	88
58997-29	BUMPERS, INCL BUMPER GUARDS, MTR VEH NES PARE-CHOCX DE VEH AUTO, NDA Y COMPRIS BUTOIRS							
	VALUE (\$000) VALEUR (\$000)	80,965	97,809	136,183	151,740	23	UNITED STATES ETATS-UNIS	97
58997-39	TRIM, EXTERIOR NES, MOTOR VEHICLE NES GARNITURES EXTERIEURES NDA POUR VEHICULE AUTOMOBILE NDA							
	VALUE (\$000) VALEUR (\$000)	195,398	225,167	301,294	349,327	21	UNITED STATES ETATS-UNIS	97
58997-49	TRIM, INTERIOR NES, MOTOR VEHICLE NES GARNITURES INTERIEURES NDA POUR VEHICULE AUTOMOBILE NDA							
	VALUE (\$000) VALEUR (\$000)	572,600	748,144	1,061,367	1,270,388	30	UNITED STATES ETATS-UNIS	96
58998-39	STAMPINGS, BODY, MOTOR VEHICLE NES PIECES EMBOUTIES DE CARROSSERIE DE VEH AUTOMOBILE NDA							
	VALUE (\$000) VALEUR (\$000)	384,294	429,972	603,600	660,819	20	UNITED STATES ETATS-UNIS	100
58998-49	STAMPINGS, EXTERIOR BODY, MOTOR VEHICLE NES PIECES EMBOUTIES DE CAISSE DE CARROS VEH AUTO NDA							
	VALUE (\$000) VALEUR (\$000)	596,324	868,160	1,019,551	1,169,732	25	UNITED STATES ETATS-UNIS	99

SEE EXPLANATORY NOTES / VOIR NOTES EXPLICATIVES

## IMPORT DATA TRENDS - TENDANCES DES DONNEES SUR L'IMPORTATION

## SECTION 3 - END PRODUCTS, INEDIBLE

## SECTION 3 - PRODUITS FINIS, NON COMESTIBLES

CODE	COMMODITY MARCHANDISE	1982	1983	1984	AVE. ANNUAL GROWTH RATE (%) 1982-1985 TAUX DE CROISSANCE 1985 ANNUEL MOYEN		MAJDR COUNTRY OF EXPORT - SHARE OF IMPDRT MARKET (%) 1985 PAYS EXPDRTEUR PRINCIPAL - PART DU MARCHE DES IMPORTATIONS	
58999-19	FRAMES, MOTOR VEHICLE NES CHASSIS, VEHICULES AUTOMOBILES NDA							
	QTY. METRIC (NO) QUANT. METRIQUE (NOMB)	448,776	590,616	816,635	846,858	23		
	QTY. IMPERIAL (NO) QUANT. IMPERIALE (NOMB)	448,776	590,616	816,635	846,858	23		
	VALUE (\$000) VALEUR (\$000)	107,115	114,545	193,642	195,502	22	UNITED STATES ETATS-UNIS	100
58999-29	FRAME COMPONENTS, MOTOR VEHICLE NES COMPOSANTES DE CHASSIS, VEH AUTOMOBILE NDA							
	VALUE (\$000) VALEUR (\$000)	94,536	95,804	127,097	139,102	14	UNITED STATES ETATS-UNIS	100
58999-39	FILTERS, AIR, REPLACEABLE, MOTOR VEHICLE NES FILTRES A AIR REMPLACABLES PR AUTOMOBILE NDA							
	VALUE (\$000) VALEUR (\$000)	19,674	14,989	19,121	21,073	2	UNITED STATES ETATS-UNIS	96
58999-49	FILTERS, FUEL, MOTOR VEHICLE NES FILTRES A CARBURANT POUR VEH AUTOMOBILE NDA							
	VALUE (\$000) VALEUR (\$000)	26,921	24,289	7,007	8,316	-32	UNITED STATES ETATS-UNIS	86
58999-59	FILTERS, OIL, MOTOR VEHICLE NES FILTRES A HUILE POUR VEHICULE AUTOMOBILE NDA							
	VALUE (\$000) VALEUR (\$000)	7,164	10,310	17,911	20,173	41	UNITED STATES ETATS-UNIS	93
58999-69	ARMS, WINDSHIELD WIPER, MOTOR VEHICLE NES BRAS D'ESSUIE-GLACE DE VEH AUTOMOBILE NDA							
	VALUE (\$000) VALEUR (\$000)	2,924	3,692	7,980	11,319	56	UNITED STATES ETATS-UNIS	98
58999-79	BLADES, WINDSHIELD WIPER, MOTOR VEHICLE NES BALAIS D'ESSUIE-GLACE POUR VEH AUTO NDA							
	VALUE (\$000) VALEUR (\$000)	6,781	6,716	9,438	8,591	8	UNITED STATES ETATS-UNIS	94
58999-84	COVERS, WHEEL, MOTOR VEHICLE COUVERCLES DE ROUE DE VEHICULE AUTOMOBILE							
	VALUE (\$000) VALEUR (\$000)	39,630	49,549	56,334	61,205	15	UNITED STATES ETATS-UNIS	97
59158	PLEASURE SPORT CRAFT SELF-PROPELLED EMBARCATIONS PLAISANCE AUTOMOTRICES							
	QTY. METRIC (NO) QUANT. METRIQUE (NOMB)	1,467	2,099	3,387	2,449	18		
	QTY. IMPERIAL (NO) QUANT. IMPERIALE (NOMB)	1,467	2,099	3,387	2,449	18		
	VALUE (\$000) VALEUR (\$000)	13,202	20,558	33,478	44,474	49	UNITED STATES ETATS-UNIS	86
59158-30	BOATS, I/O, PLEASURE AND SPORTING TYPES BATEAUX A MOT INT DU H/B MOD DE PLAIS ET DE SPORT							
	QTY. METRIC (NO) QUANT. METRIQUE (NOMB)	753	839	1,060	1,096	13		
	QTY. IMPERIAL (NO) QUANT. IMPERIALE (NOMB)	753	839	1,060	1,096	13		
	VALUE (\$000) VALEUR (\$000)	6,262	8,657	10,254	13,525	29	UNITED STATES ETATS-UNIS	95
59158-50	BOATS, INBOARD, PLEASURE & SPORTING TYPES BATEAUX A MOTEUR INTERIEUR-MOD DE PLAIS ET DE SPORT							
	QTY. METRIC (NO) QUANT. METRIQUE (NOMB)	299	486	599	656	30		
	QTY. IMPERIAL (NO) QUANT. IMPERIALE (NOMB)	299	486	599	656	30		



## IMPORT DATA TRENDS - TENDANCES DES DONNEES SUR L'IMPORTATION

## SECTION 3 - END PRODUCTS, INEDIBLE

## SECTION 3 - PRODUITS FINIS, NON COMESTIBLES

CODE	COMMODITY MARCHANDISE		1982	1983	1984	AVE. ANNUAL GROWTH RATE (%) 1982-1985 TAUX DE CROISSANCE 1985 ANNUEL MOYEN		MAJOR COUNTRY OF EXPORT - SHARE OF IMPORT MARKET (%) 1985 PAYS EXPORTATEUR PRINCIPAL - PART DU MARCHE DES IMPORTATIONS	
59158-50	BOATS, INBOARD, PLEASURE & SPORTING TYPES BATEAUX A MOTEUR INTERIEUR-MOD DE PLAIS ET DE SPORT				(CDNT-D) (SUITE)				
	VALUE (\$000) VALEUR (\$000)		4,021	7,008	16,895	26,331	86	UNITED STATES ETATS-UNIS	82
59169	PLEASURE AND SPORTING CRAFT N E S EMBARCATIONS, PLAISANCE & SPORT NDA								
	QTY. METRIC (NO) QUANT. METRIQUE (NOMB)		87,507	171,541	145,293	141,237	17		
	QTY. IMPERIAL (NO) QUANT. IMPERIALE (NOMB)		87,507	171,541	145,293	141,237	17		
	VALUE (\$000) VALEUR (\$000)		17,535	20,892	28,529	24,966	12	UNITED STATES ETATS-UNIS	48
59169-27	BOATS, OUTBOARD, LESS MTR, P & S TYPES BATEAUX HORS-BORD, SANS MOTEUR, PLAISANCE ET SPORT								
	QTY. METRIC (NO) QUANT. METRIQUE (NOMB)		3,115	3,967	4,716	3,786	7		
	QTY. IMPERIAL (NO) QUANT. IMPERIALE (NOMB)		3,115	3,967	4,716	3,786	7		
	VALUE (\$000) VALEUR (\$000)		4,679	5,964	8,590	7,917	19	UNITED STATES ETATS-UNIS	96
59169-35	SAILBOATS, PLEASURE, AUXILIARY POWERED VOILIERES DE PLAISANCE AVEC MOTEUR AUXILIAIRE								
	QTY. METRIC (NO) QUANT. METRIQUE (NOMB)		56	82	268	266	67		
	QTY. IMPERIAL (NO) QUANT. IMPERIALE (NOMB)		56	82	268	266	67		
	VALUE (\$000) VALEUR (\$000)		1,345	2,414	8,178	8,660	85	FRANCE FRANCE	75
59199	SHIPS AND BOATS N E S NAVIRES ET BATEAUX N D A								
	QTY. METRIC (NO) QUANT. METRIQUE (NOMB)		258	246	197	336	9		
	QTY. IMPERIAL (NO) QUANT. IMPERIALE (NOMB)		258	246	197	336	9		
	VALUE (\$000) VALEUR (\$000)		24,853	527,038	284,456	10,984	-24	UNITED KINGDOM ROYAUME-UNI	67
59219	INBOARD-OUTBOARD PROPULSION UNITS PROPULSEURS SEMI-HORS-BORD								
	QTY. METRIC (NO) QUANT. METRIQUE (NOMB)		1,994	2,443	5,433	5,934	43		
	QTY. IMPERIAL (NO) QUANT. IMPERIALE (NOMB)		1,994	2,443	5,433	5,934	43		
	VALUE (\$000) VALEUR (\$000)		7,406	9,907	22,491	23,455	46	UNITED STATES ETATS-UNIS	95
59227	MARINE ENGINES, DIESEL MOTEURS DIESEL MARINS								
	QTY. METRIC (NO) QUANT. METRIQUE (NOMB)		1,786	2,424	3,204	2,900	17		
	QTY. IMPERIAL (NO) QUANT. IMPERIALE (NOMB)		1,786	2,424	3,204	2,900	17		
	VALUE (\$000) VALEUR (\$000)		43,914	23,093	25,635	26,595	-15	UNITED STATES ETATS-UNIS	41

SEE EXPLANATORY NOTES / VOIR NOTES EXPLICATIVES

## IMPORT DATA TRENDS - TENDANCES DES DONNEES SUR L'IMPORTATION

## SECTION 3 - END PRODUCTS, INEDIBLE

## SECTION 3 - PRODUITS FINIS, NON COMESTIBLES

CODE	COMMODITY MARCHANDISE	1982	1983	1984	AVE. ANNUAL GROWTH RATE (%) 1982-1985 TAUX DE CROISSANCE ANNUEL MOYEN		MAJOR COUNTRY OF EXPORT - SHARE OF IMPORT MARKET (%) 1985 PAYS EXPORTATEUR PRINCIPAL - PART DU MARCHE DES IMPORTATIONS	
					1985	ANNUEL MOYEN		
59227-20	ENGINES, DIESEL & SEMI-DIESEL, MARINE, BOATS MOTEURS DIESEL ET SEMI-DIESEL, DE MARINE							
	QTY. METRIC (NO) QUANT. METRIQUE (NOMB)	1,700	2,349	3,110	2,800	18		
	QTY. IMPERIAL (NO) QUANT. IMPERIALE (NOMB)	1,700	2,349	3,110	2,800	18		
	VALUE (\$000) VALEUR (\$000)	13,764	11,382	14,866	15,184	3	UNITED STATES ETATS-UNIS	49
59227-21	ENGINES, DIESEL & SEMI-DIESEL, MARINE, SHIPS MOTEURS DIESEL ET SEMI-DIESEL, NAVIRES							
	QTY. METRIC (NO) QUANT. METRIQUE (NOMB)	86	75	94	100	5		
	QTY. IMPERIAL (NO) QUANT. IMPERIALE (NOMB)	86	75	94	100	5		
	VALUE (\$000) VALEUR (\$000)	30,150	11,711	10,769	11,410	-27	GERMANY WEST ALLEMAGNE, O.	31
59229	PARTS OF MARINE DIESEL ENGINES PIECES DE MOTEURS DIESEL MARINS							
	VALUE (\$000) VALEUR (\$000)	50,608	59,752	67,986	58,569	5	UNITED STATES ETATS-UNIS	72
59240	GASOLINE ENGINES MARINE TYPE & PTS MOTEURS A ESSENCE MARINS ET PIECES							
	QTY. METRIC (NO) QUANT. METRIQUE (NOMB)	170	315	268	180	2		
	QTY. IMPERIAL (NO) QUANT. IMPERIALE (NOMB)	170	315	268	180	2		
	VALUE (\$000) VALEUR (\$000)	898	1,057	1,271	1,954	29	UNITED STATES ETATS-UNIS	82
59250	OUTBOARD MOTORS MOTEURS HORS-BORD							
	QTY. METRIC (NO) QUANT. METRIQUE (NOMB)	19,978	23,788	35,255	36,885	23		
	QTY. IMPERIAL (NO) QUANT. IMPERIALE (NOMB)	19,978	23,788	35,255	36,885	23		
	VALUE (\$000) VALEUR (\$000)	10,870	14,575	29,226	31,647	42	UNITED STATES ETATS-UNIS	61
59255	PARTS OF OUTBOARD MOTORS PIECES DE MOTEURS HORS-BORD							
	VALUE (\$000) VALEUR (\$000)	40,957	44,680	57,235	49,752	6	UNITED STATES ETATS-UNIS	93
59299	MARINE ENGINES AND PARTS N E S MOTEURS MARINS ET PIECES N D A							
	QTY. METRIC (NO) QUANT. METRIQUE (NOMB)	362	483	313	408	4		
	QTY. IMPERIAL (NO) QUANT. IMPERIALE (NOMB)	362	483	313	408	4		
	VALUE (\$000) VALEUR (\$000)	10,184	7,640	17,245	29,781	42	UNITED STATES ETATS-UNIS	93
59299-40	TURBINE, GAS, MARINE TURBINES A GAZ DE MARINE							
	QTY. METRIC (NO) QUANT. METRIQUE (NOMB)	5	0	6	13	37		

SEE EXPLANATORY NOTES / VOIR NOTES EXPLICATIVES

## IMPORT DATA TRENDS - TENDANCES DES DONNEES SUR L'IMPORTATION

## SECTION 3 - END PRODUCTS, INEDIBLE

## SECTION 3 - PRODUITS FINIS, NON COMESTIBLES

CODE	COMMODITY MARCHANDISE	1982	1983	1984	AVE. ANNUAL GROWTH RATE (%) 1982-1985 TAUX DE CROISSANCE ANNUEL MOYEN		MAJOR COUNTRY OF EXPORT - SHARE OF IMPORT MARKET (%) 1985 PAYS EXPORTATEUR PRINCIPAL - PART DU MARCHE DES IMPORTATIONS	
					1985	1985		
59299-40	TURBINE, GAS, MARINE TURBINES A GAZ DE MARINE			(CONT-D) (SUITE)				
	QTY. IMPERIAL (NO) QUANT. IMPERIALE (NOMB)	5	0	6	13	37		
	VALUE (\$000) VALEUR (\$000)	993	0	5,477	10,201	116	UNITED STATES ETATS-UNIS	100
59299-88	ENGINES, NES, MARINE, PARTS OF PIECES DE MOTEURS DE MARINE NDA							
	VALUE (\$000) VALEUR (\$000)	7,821	6,357	10,258	18,741	33	UNITED STATES ETATS-UNIS	90
59309	ANCHORS FOR VESSELS ANCRÉS POUR NAVIRES							
	QTY. METRIC (NO) QUANT. METRIQUE (NOMB)	1,056	2,417	1,688	1,083	1		
	QTY. IMPERIAL (NO) QUANT. IMPERIALE (NOMB)	1,056	2,417	1,688	1,083	1		
	VALUE (\$000) VALEUR (\$000)	1,289	1,235	1,399	1,869	13	UNITED STATES ETATS-UNIS	58
59319	REPAIR TO CDN SHIPS IN FOREIGN PORT REPAR. AUX NAVIRES CDN A L'ETRANGER							
	VALUE (\$000) VALEUR (\$000)	1,869	1,138	1,884	1,151	-15	UNITED KINGDOM ROYAUME-UNI	71
59339	PTS & ACCESS. FOR SHIPS & BOATS NES PCS. ACCESS DE NAVIRES, BATEAUX NDA							
	VALUE (\$000) VALEUR (\$000)	60,108	47,878	71,204	76,674	8	UNITED STATES ETATS-UNIS	56
59339-78	SHIPS, PARTS, ATTACHMENTS & ACCESSORIES NES PIECES, EQUIPEMENT & ACCESSOIRES NAVIRES NDA							
	VALUE (\$000) VALEUR (\$000)	34,384	25,325	33,852	39,741	5	UNITED STATES ETATS-UNIS	39
59339-88	BOATS, PARTS, ATTACHMENTS AND ACCESS NES BATEAU, PIECES, ET ACCESSOIRES NDA							
	VALUE (\$000) VALEUR (\$000)	19,738	19,631	32,570	32,488	18	UNITED STATES ETATS-UNIS	78
60151	CIVIL AIRCRAFT 2 ENGINES OR LESS AVIONS CIVILS, 2 MOTEURS OU MOINS							
	QTY. METRIC (NO) QUANT. METRIQUE (NOMB)	339	288	259	223	-13		
	QTY. IMPERIAL (NO) QUANT. IMPERIALE (NOMB)	339	288	259	223	-13		
	VALUE (\$000) VALEUR (\$000)	305,013	397,214	460,526	284,842	-2	UNITED STATES ETATS-UNIS	75
60151-20	AIRCRAFT, CIVIL, F/W, TWO ENG OR LESS AVIONS CIVILS A VOILURE FIXE DEUX MOTEURS OU MOINS							
	QTY. METRIC (NO) QUANT. METRIQUE (NOMB)	339	288	259	223	-13		
	QTY. IMPERIAL (NO) QUANT. IMPERIALE (NOMB)	339	288	259	223	-13		
	VALUE (\$000) VALEUR (\$000)	291,568	392,476	444,777	273,714	-2	UNITED STATES ETATS-UNIS	75
60151-30	AIRCRAFT, CIVIL, F/W, ENG FOR CLASS 6015120 AVIONS CIVILS A VOILURE FIXE MOTEURS CAT 6015120							
	VALUE (\$000) VALEUR (\$000)	13,445	4,738	15,748	11,129	-6	UNITED STATES ETATS-UNIS	68

SEE EXPLANATORY NOTES / VOIR NOTES EXPLICATIVES

## IMPORT DATA TRENDS - TENDANCES DES DONNEES SUR L'IMPORTATION

## SECTION 3 - END PRODUCTS, INEDIBLE

## SECTION 3 - PRODUITS FINIS, NON COMESTIBLES

CODE	COMMODITY MARCHANDISE	1982	1983	1984	AVE. ANNUAL GROWTH RATE (%) 1982-1985 TAUX DE CROISSANCE ANNUEL MOYEN		MAJOR COUNTRY OF EXPORT - SHARE OF IMPORT MARKET (%) 1985 PAYS EXPORTATEUR PRINCIPAL - PART DU MARCHE DES IMPORTATIONS	
					1985	ANNUEL MOYEN		
60155	CIVIL AIRCRAFT 3 ENGINES OR MORE AVIONS CIVILS, 3 MOTEURS OU PLUS							
	QTY. METRIC (NO) QUANT. METRIQUE (NOMB)	18	3	8	6	-31		
	QTY. IMPERIAL (NO) QUANT. IMPERIALE (NOMB)	18	3	8	6	-31		
	VALUE (\$000) VALEUR (\$000)	206,916	3,164	18,171	49,378	-38	UNITED STATES ETATS-UNIS	100
60155-20	AIRCRAFT, CIVIL, F/W, THREE ENG OR MORE AVIONS CIVILS A VOILURE FIXE TROIS MOTEURS OU PLUS							
	QTY. METRIC (NO) QUANT. METRIQUE (NOMB)	18	3	8	6	-31		
	QTY. IMPERIAL (NO) QUANT. IMPERIALE (NOMB)	18	3	8	6	-31		
	VALUE (\$000) VALEUR (\$000)	200,553	2,989	16,522	48,651	-38	UNITED STATES ETATS-UNIS	100
60159	AIRCRAFT N E S AVIONS N O A							
	QTY. METRIC (NO) QUANT. METRIQUE (NOMB)	132	333	233	201	15		
	QTY. IMPERIAL (NO) QUANT. IMPERIALE (NOMB)	132	333	233	201	15		
	VALUE (\$000) VALEUR (\$000)	89,083	407,821	386,285	761,069	103	UNITED STATES ETATS-UNIS	97
60159-21	AIRCRAFT, CIVIL, R/W AVIONS CIVILS A VOILURE TOURNANTE							
	QTY. METRIC (NO) QUANT. METRIQUE (NOMB)	63	39	25	80	8		
	QTY. IMPERIAL (NO) QUANT. IMPERIALE (NOMB)	63	39	25	80	8		
	VALUE (\$000) VALEUR (\$000)	47,575	34,100	20,769	42,686	-3	UNITED STATES ETATS-UNIS	44
60159-30	AIRCRAFT, MILITARY AVIONS MILITAIRES, TOUS MOODELES							
	QTY. METRIC (NO) QUANT. METRIQUE (NOMB)	7	19	18	33	67		
	QTY. IMPERIAL (NO) QUANT. IMPERIALE (NOMB)	7	19	18	33	67		
	VALUE (\$000) VALEUR (\$000)	38,966	368,964	363,625	716,524	161	UNITED STATES ETATS-UNIS	100
60329	AIRCRAFT ENGINES JET PROPULSION TYPE MOTEURS D'AVIONS, GENRE A REACTION							
	QTY. METRIC (NO) QUANT. METRIQUE (NOMB)	171	153	127	231	10		
	QTY. IMPERIAL (NO) QUANT. IMPERIALE (NOMB)	171	153	127	231	10		
	VALUE (\$000) VALEUR (\$000)	89,182	151,546	154,772	140,789	16	UNITED STATES ETATS-UNIS	90
60329-21	ENGINES, AIRCRAFT, TURBO JET, NOT MOUNTED MOTEURS D'AVIONS TURBOREACTEURS, NON MONTES							
	QTY. METRIC (NO) QUANT. METRIQUE (NOMB)	13	12	30	43	48		
	QTY. IMPERIAL (NO) QUANT. IMPERIALE (NOMB)	13	12	30	43	48		

## IMPORT DATA TRENDS - TENDANCES DES DONNÉES SUR L'IMPORTATION

## SECTION 3 - END PRODUCTS, INEDIBLE

## SECTION 3 - PRODUITS FINIS, NON COMESTIBLES

CODE	COMMODITY MARCHANDISE	1982	1983	1984	AVE. ANNUAL GROWTH RATE (%) 1982-1985 TAUX DE CROISSANCE 1985 ANNUEL MOYEN		MAJOR COUNTRY OF EXPORT - SHARE OF IMPORT MARKET (%) 1985 PAYS EXPORTATEUR PRINCIPAL - PART DU MARCHÉ DES IMPORTATIONS	
					1985	ANNUEL MOYEN		
60329-21	ENGINES, AIRCRAFT, TURBO JET, NOT MOUNTED MOTEURS D'AVIONS TURBODREACTEURS, NON MONTES			(CONT-D) (SUITE)				
	VALUE (\$000) VALEUR (\$000)	1,396	764	2,435	4,172	44	UNITED STATES ETATS-UNIS	92
60329-23	ENGINES, AIRCRAFT, TURBO FAN, NOT MOUNTED MOTEURS D'AVIONS TURBOSOUFLANTE, NON MONTES							
	QTY. METRIC (NO) QUANT. METRIQUE (NOMB)	98	115	69	74	-9		
	QTY. IMPERIAL (NO) QUANT. IMPERIALE (NOMB)	98	115	69	74	-9		
	VALUE (\$000) VALEUR (\$000)	80,366	147,222	148,381	114,493	12	UNITED STATES ETATS-UNIS	91
60329-25	ENGINES, AIRCRAFT, TURBO SHAFT, NOT MOUNTED TURBOMOTEURS D'AVIONS, NON MONTES							
	QTY. METRIC (NO) QUANT. METRIQUE (NOMB)	60	26	28	114	24		
	QTY. IMPERIAL (NO) QUANT. IMPERIALE (NOMB)	60	26	28	114	24		
	VALUE (\$000) VALEUR (\$000)	7,420	3,560	3,956	22,125	43	UNITED STATES ETATS-UNIS	89
60335	AIRCRAFT ENGINES NES NOT OV 1000 HP MOTEURS AVIONS NDA PAS PLUS 1000 CV							
	QTY. METRIC (NO) QUANT. METRIQUE (NOMB)	664	2,027	2,224	2,466	54		
	QTY. IMPERIAL (NO) QUANT. IMPERIALE (NOMB)	664	2,027	2,224	2,466	54		
	VALUE (\$000) VALEUR (\$000)	3,079	4,170	4,188	4,975	17	UNITED STATES ETATS-UNIS	72
60339	AIRCRAFT ENGINES N E S MOTEURS D'AVIONS N D A							
	QTY. METRIC (NO) QUANT. METRIQUE (NOMB)	779	526	503	792	1		
	QTY. IMPERIAL (NO) QUANT. IMPERIALE (NOMB)	779	526	503	792	1		
	VALUE (\$000) VALEUR (\$000)	6,366	5,421	7,324	14,570	31	UNITED STATES ETATS-UNIS	99
60349	PARTS OF AIRCRAFT ENGINES PIECES DE MOTEURS D'AVIONS							
	VALUE (\$000) VALEUR (\$000)	276,049	295,223	430,847	499,147	22	UNITED STATES ETATS-UNIS	88
60589	REPAIRS AIRCRAFT FOREIGN FACILITIES REPARATIONS D'AVION ATELIER ETRANGE							
	VALUE (\$000) VALEUR (\$000)	58,687	59,581	94,987	103,001	21	UNITED STATES ETATS-UNIS	93
60599	AIRCRAFT ASSEMBLIES EQUIPMENT & PTS ASSEMBLAGES, EQUIP. ET PCS D'AVIONS							
	VALUE (\$000) VALEUR (\$000)	488,524	490,603	660,295	919,655	23	UNITED STATES ETATS-UNIS	92

## IMPORT DATA TRENDS - TENDANCES DES DONNEES SUR L'IMPORTATION

## SECTION 3 - END PRODUCTS, INEDIBLE

## SECTION 3 - PRODUITS FINIS, NON COMESTIBLES

CODE	COMMODITY MARCHANDISE	1982	1983	1984	1985	AVE. ANNUAL GROWTH RATE (%) 1982-1985	MAJOR COUNTRY OF EXPORT - SHARE OF IMPORT MARKET (%) 1985	
						TAUX DE CROISSANCE ANNUEL MOYEN	PAYS EXPORTATEUR PRINCIPAL - PART DU MARCHE DES IMPORTATIONS	
61108	BICYCLES BICYCLETTE							
	QTY. METRIC (NO) QUANT. METRIQUE (NOMB)	107,850	177,891	235,356	297,871	40		
	QTY. IMPERIAL (NO) QUANT. IMPERIALE (NOMB)	107,850	177,891	235,356	297,871	40		
	VALUE (\$000) VALEUR (\$000)	9,154	17,120	25,725	27,549	44	JAPAN JAPON	49
61108-20	BICYCLES, 10 SPEED BICYCLETES, 10 VITESSES							
	QTY. METRIC (NO) QUANT. METRIQUE (NOMB)	27,634	54,207	52,453	91,926	49		
	QTY. IMPERIAL (NO) QUANT. IMPERIALE (NOMB)	27,634	54,207	52,453	91,926	49		
	VALUE (\$000) VALEUR (\$000)	3,310	5,660	6,101	7,643	32	JAPAN JAPON	36
61108-50	BICYCLES, COASTER DR RIM BRAKE, SINGLE SPEED BICYCLETTE, 1 VIT., FREIN A CONTRE-PEDALAGE OU SUR JANTE							
	QTY. METRIC (NO) QUANT. METRIQUE (NOMB)	41,069	64,082	73,407	82,627	26		
	QTY. IMPERIAL (NO) QUANT. IMPERIALE (NOMB)	41,069	64,082	73,407	82,627	26		
	VALUE (\$000) VALEUR (\$000)	2,706	4,381	5,038	4,117	15	TAIWAN TAIWAN	53
61116	BICYCLE SADDLES SIEGES DE BICYCLETES							
	QTY. METRIC (NO) QUANT. METRIQUE (NOMB)	1,147,261	1,762,861	1,707,472	1,188,787	1		
	QTY. IMPERIAL (NO) QUANT. IMPERIALE (NOMB)	1,147,261	1,762,861	1,707,472	1,188,787	1		
	VALUE (\$000) VALEUR (\$000)	1,983	3,065	2,765	1,949	-1	ITALY ITALIE	65
61120	PARTS AND ACCESS. FOR BICYCLES NES PIECES & ACCESS. DE BICYCLETES NDA							
	VALUE (\$000) VALEUR (\$000)	39,243	70,482	74,336	56,310	13	JAPAN JAPON	45
61189	WAGONS AND PARTS N E S CHARRETTES ET PIECES N D A							
	QTY. METRIC (NO) QUANT. METRIQUE (NOMB)	2,872	763	698	4,546	16		
	QTY. IMPERIAL (NO) QUANT. IMPERIALE (NOMB)	2,872	763	698	4,546	16		
	VALUE (\$000) VALEUR (\$000)	1,710	2,157	1,493	1,996	5	UNITED STATES ETATS-UNIS	85
61199	VEHICLES AND PARTS N E S VEHICULES ET PIECES N D A							
	QTY. METRIC (NO) QUANT. METRIQUE (NOMB)	560	596	1,447	1,928	50		
	QTY. IMPERIAL (NO) QUANT. IMPERIALE (NOMB)	560	596	1,447	1,928	50		
	VALUE (\$000) VALEUR (\$000)	625	575	1,503	1,153	22	UNITED STATES ETATS-UNIS	78

## IMPRT DATA TRENDS - TENDANCES DES DONNEES SUR L'IMPORTATION

## SECTION 3 - END PRODUCTS, INEDIBLE

## SECTION 3 - PRODUITS FINIS, NON COMESTIBLES

CODE	COMMODITY MARCHANDISE		1982	1983	1984	AVE. ANNUAL GROWTH RATE (%) 1982-1985		MAJOR COUNTRY OF EXPORT - SHARE OF IMPORT MARKET (%) 1985	
						1985	ANNUEL MOYEN	PAYS EXPORTATEUR PRINCIPAL - PART DU MARCHE DES IMPORTATIONS	
62105	PASSENGER CAR TIRES, PNEUMATIC, NEW PNEUS, VOITURES PARTICULIERES NEUFS								
	QTY. METRIC (NO) QUANT. METRIQUE (NOMB)		1,984,933	3,059,813	4,577,810	4,195,104	28		
	QTY. IMPERIAL (NO) QUANT. IMPERIALE (NOMB)		1,984,933	3,059,813	4,577,810	4,195,104	28		
	VALUE (\$000) VALEUR (\$000)		95,892	144,801	222,531	168,965	21	UNITED STATES ETATS-UNIS	74
62109	TRUCK AND BUS TIRES, PNEUMATIC, NEW PNEUS DE CAMIONS & D'AUTOBUS, NEUFS								
	QTY. METRIC (NO) QUANT. METRIQUE (NOMB)		560,545	921,466	1,248,427	1,308,590	32		
	QTY. IMPERIAL (NO) QUANT. IMPERIALE (NOMB)		560,545	921,466	1,248,427	1,308,590	32		
	VALUE (\$000) VALEUR (\$000)		127,682	163,593	271,054	250,460	25	UNITED STATES ETATS-UNIS	43
62109-20	TIRES, TRUCK AND BUS, NEW, PNEUMATIC PNEUS NEUFS POUR CAMIONS ET AUTOBUS								
	QTY. METRIC (NO) QUANT. METRIQUE (NOMB)		540,702	894,525	1,213,978	1,273,953	33		
	QTY. IMPERIAL (NO) QUANT. IMPERIALE (NOMB)		540,702	894,525	1,213,978	1,273,953	33		
	VALUE (\$000) VALEUR (\$000)		75,172	111,669	183,389	177,537	33	UNITED STATES ETATS-UNIS	39
62109-30	TIRES, OFF-HIGHWAY TYPES, NEW, O/T FARM TYPES PNEUS NEUFS POUR VEHICULE TOUT TERRAIN AUTRE QUE DE FERME								
	QTY. METRIC (NO) QUANT. METRIQUE (NOMB)		19,843	26,941	34,449	34,637	20		
	QTY. IMPERIAL (NO) QUANT. IMPERIALE (NOMB)		19,843	26,941	34,449	34,637	20		
	VALUE (\$000) VALEUR (\$000)		52,510	51,924	87,665	72,922	11	UNITED STATES ETATS-UNIS	53
62115	TRACTOR & IMPLEMENT TIRES PNEU. NEW PNEUS DE TRACTEURS & D'INSTR. NEUFS								
	QTY. METRIC (NO) QUANT. METRIQUE (NOMB)		162,940	118,308	208,748	123,635	-9		
	QTY. IMPERIAL (NO) QUANT. IMPERIALE (NOMB)		162,940	118,308	208,748	123,635	-9		
	VALUE (\$000) VALEUR (\$000)		16,831	22,786	40,089	26,748	17	UNITED STATES ETATS-UNIS	96
62115-20	TIRES, FARM IMPLEMENT, NEW, PNEU O/T TRACTOR PNEUS NEUFS POUR MATERIEL AGRICOLE, A/Q TRACTEURS								
	QTY. METRIC (NO) QUANT. METRIQUE (NOMB)		107,043	68,653	111,670	62,435	-16		
	QTY. IMPERIAL (NO) QUANT. IMPERIALE (NOMB)		107,043	68,653	111,670	62,435	-16		
	VALUE (\$000) VALEUR (\$000)		4,077	5,581	8,307	7,095	20	UNITED STATES ETATS-UNIS	95
62115-30	TIRES, TRACTOR, NEW, PNEUMATIC PNEUS NEUFS POUR TRACTEURS								
	QTY. METRIC (NO) QUANT. METRIQUE (NOMB)		55,897	49,655	97,078	61,200	3		
	QTY. IMPERIAL (NO) QUANT. IMPERIALE (NOMB)		55,897	49,655	97,078	61,200	3		

## IMPORT DATA TRENDS - TENDANCES DES DONNEES SUR L'IMPORTATION

## SECTION 3 - END PRODUCTS, INEOIBLE

## SECTION 3 - PRODUITS FINIS, NON COMESTIBLES

CODE	COMMOOITY MARCHANDISE	1982	1983	1984	AVE. ANNUAL GROWTH RATE (%) 1982-1985 TAUX DE CROISSANCE 1985 ANNUEL MOYEN		MAJOR COUNTRY OF EXPORT - SHARE OF IMPORT MARKET (%) 1985 PAYS EXPORTATEUR PRINCIPAL - PART DU MARCHE DES IMPORTATIONS	
					1985	1985		
62115-30	TIRES, TRACTOR, NEW, PNEUMATIC PNEUS NEUFS POUR TRACTEURS			(CONT-D) (SUITE)				
	VALUE (\$000) VALEUR (\$000)	12,754	17,205	31,782	19,654	15	UNITED STATES ETATS-UNIS	96
62120	INDUS. TIRES, PNEU & SEMI-PNEU, NEW PNEUS ET SEMI-PLEINS INOUS., NEUFS							
	QTY. METRIC (NO) QUANT. METRIQUE (NOMB)	224,340	350,766	210,015	218,928	-1		
	QTY. IMPERIAL (NO) QUANT. IMPERIALE (NOMB)	224,340	350,766	210,015	218,928	-1		
	VALUE (\$000) VALEUR (\$000)	1,960	6,076	4,165	3,724	24	UNITED STATES ETATS-UNIS	64
62129	TIRES, BICYCLE MOTORCYCLE PNEU. NEW PNEUS DE BICYCLETTES DE MOTO. NEUFS							
	QTY. METRIC (NO) QUANT. METRIQUE (NOMB)	2,663,027	4,104,525	4,644,179	3,019,898	4		
	QTY. IMPERIAL (NO) QUANT. IMPERIALE (NOMB)	2,663,027	4,104,525	4,644,179	3,019,898	4		
	VALUE (\$000) VALEUR (\$000)	9,094	11,795	14,688	12,217	10	UNITED STATES ETATS-UNIS	27
62129-21	TIRES, BICYCLE, NEW, PNEUMATIC PNEUS NEUFS POUR BICYCLETTE							
	QTY. METRIC (NO) QUANT. METRIQUE (NOMB)	2,478,326	3,929,740	4,425,145	2,767,105	4		
	QTY. IMPERIAL (NO) QUANT. IMPERIALE (NOMB)	2,478,326	3,929,740	4,425,145	2,767,105	4		
	VALUE (\$000) VALEUR (\$000)	4,547	7,065	8,518	5,340	5	KOREA, SOUTH COREE DU SUD	58
62129-31	TIRES, MOTORCYCLE, NEW, PNEUMATIC PNEUS NEUFS POUR MOTORCYCLETTE							
	QTY. METRIC (NO) QUANT. METRIQUE (NOMB)	184,701	174,785	219,034	252,793	11		
	QTY. IMPERIAL (NO) QUANT. IMPERIALE (NOMB)	184,701	174,785	219,034	252,793	11		
	VALUE (\$000) VALEUR (\$000)	4,546	4,730	6,170	6,877	15	UNITED STATES ETATS-UNIS	43
62149	PNEUMATIC TIRES, NEW N E S PNEUS NEUFS N O A							
	QTY. METRIC (NO) QUANT. METRIQUE (NOMB)	248,853	149,189	233,362	274,167	3		
	QTY. IMPERIAL (NO) QUANT. IMPERIALE (NOMB)	248,853	149,189	233,362	274,167	3		
	VALUE (\$000) VALEUR (\$000)	11,035	8,339	6,974	7,076	-14	UNITED STATES ETATS-UNIS	76
62149-20	TIRES, AIRCRAFT, NEW, PNEUMATIC PNEUS NEUFS D'AVIONS							
	QTY. METRIC (NO) QUANT. METRIQUE (NOMB)	12,904	18,524	17,891	15,798	7		
	QTY. IMPERIAL (NO) QUANT. IMPERIALE (NOMB)	12,904	18,524	17,891	15,798	7		
	VALUE (\$000) VALEUR (\$000)	3,144	4,351	4,172	3,792	6	UNITED STATES ETATS-UNIS	83



## IMPORT DATA TRENDS - TENDANCES DES DONNEES SUR L'IMPORTATION

## SECTION 3 - END PRODUCTS, INEDIBLE

## SECTION 3 - PRODUITS FINIS, NON COMESTIBLES

CODE	COMMODITY MARCHANDISE	1982	1983	1984	AVE. ANNUAL GROWTH RATE (%) 1982-1985 TAUX DE CRDISSANCE 1985 ANNUEL MOYEN		MAJOR COUNTRY OF EXPDRT - SHARE OF IMPDRT MARKET (%) 1985 PAYS EXPDRTATEUR PRINCIPAL - PART DU MARCHE DES IMPORTATIONS	
62525	TIRE TUBES FDR BICYCLES MOTDRCYCLES CHAMBRES A AIR DE BICYCLETES, MDTD							
	QTY. METRIC (NO) QUANT. METRIQUE (NOMB)	2,675,282	4,295,602	4,863,686	3,078,416	5		
	QTY. IMPERIAL (NO) QUANT. IMPERIALE (NOMB)	2,675,282	4,295,602	4,863,686	3,078,416	5		
	VALUE (\$000) VALEUR (\$000)	2,266	3,445	4,093	2,624	5	KOREA, SOUTH COREE DU SUD	61
62529	TIRE TUBES N E S CHAMBRES A AIR DE PNEUS N D A							
	QTY. METRIC (NO) QUANT. METRIQUE (NOMB)	874,402	1,131,336	1,506,390	1,647,891	23		
	QTY. IMPERIAL (NO) QUANT. IMPERIALE (NOMB)	874,402	1,131,336	1,506,390	1,647,891	23		
	VALUE (\$000) VALEUR (\$000)	8,539	11,415	15,745	13,789	17	UNITED STATES ETATS-UNIS	55
62529-2D	TUBES, INNER, PASSENGER AUTDMOBILE TIRE CHAMBRES A AIR PDUR PNEU DE VDITURE DE TDURISME							
	QTY. METRIC (NO) QUANT. METRIQUE (NOMB)	319,093	292,378	420,054	541,485	19		
	QTY. IMPERIAL (NO) QUANT. IMPERIALE (NOMB)	319,093	292,378	420,054	541,485	19		
	VALUE (\$000) VALEUR (\$000)	2,225	2,018	2,536	3,488	16	UNITED STATES ETATS-UNIS	60
62529-30	TUBES, INNER, TRUCK & BUS TIRE CHAMBRES A AIR PDUR PNEU DE CAMIDNS ET AUTDBUS							
	QTY. METRIC (NO) QUANT. METRIQUE (NOMB)	185,748	469,474	689,918	669,151	53		
	QTY. IMPERIAL (NO) QUANT. IMPERIALE (NOMB)	185,748	469,474	689,918	669,151	53		
	VALUE (\$000) VALEUR (\$000)	2,502	5,678	7,919	6,264	35	UNITED STATES ETATS-UNIS	44
62539	SOLID AND CUSHIDN TIRES PNEUS PLEINS ET CREUX							
	QTY. METRIC (NO) QUANT. METRIQUE (NOMB)	318,535	254,821	289,726	374,958	6		
	QTY. IMPERIAL (NO) QUANT. IMPERIALE (NOMB)	318,535	254,821	289,726	374,958	6		
	VALUE (\$000) VALEUR (\$000)	1,195	1,488	2,566	3,459	42	UNITED STATES ETATS-UNIS	65
62549	REBUILT AND USED TIRES PNEUS RECHAPPES ET USAGES							
	QTY. METRIC (NO) QUANT. METRIQUE (NOMB)	102,685	87,949	80,278	137,399	10		
	QTY. IMPERIAL (NO) QUANT. IMPERIALE (NOMB)	102,685	87,949	80,278	137,399	10		
	VALUE (\$000) VALEUR (\$000)	4,377	4,797	4,833	6,651	15	UNITED STATES ETATS-UNIS	44
62549-30	TIRES, USED, PNEUMATIC PNEUS USAGES							
	QTY. METRIC (NO) QUANT. METRIQUE (NOMB)	91,535	82,777	74,098	130,756	13		
	QTY. IMPERIAL (NO) QUANT. IMPERIALE (NOMB)	91,535	82,777	74,098	130,756	13		

SEE EXPLANATORY NDTES / VOIR NOTES EXPLICATIVES

## IMPORT DATA TRENDS - TENDANCES DES DONNEES SUR L'IMPORTATION

## SECTION 3 - END PRODUCTS, INEDIBLE

## SECTION 3 - PRODUITS FINIS, NON COMESTIBLES

CODE	COMMODITY MARCHANDISE	1982	1983	1984	AVE. ANNUAL GROWTH RATE (%) 1982-1985		MAJOR COUNTRY OF EXPORT - SHARE OF IMPORT MARKET (%) 1985		
					1985 ANNUAL MOYEN	TAUX DE CROISSANCE	PAYS EXPORTATEUR PRINCIPAL - PART DU MARCHE DES IMPORTATIONS		
62549-30	TIRES, USED, PNEUMATIC PNEUS USAGES			(CONT-D) (SUITE)					
	VALUE (\$000) VALEUR (\$000)	3,805	4,266	4,416	6,368	18	UNITED STATES ETATS-UNIS	42	
63419	TELEPHONE APPARATUS EQUIP AND PARTS APPAREILS TELEPHONE, MATERIEL & PCS								
	VALUE (\$000) VALEUR (\$000)	135,507	167,372	237,861	243,754	21	UNITED STATES ETATS-UNIS	61	
63419-20	HAND SETS, TELEPHONE COMBINES DE TELEPHONE								
	QTY. METRIC (NO) QUANT. METRIQUE (NOMB)	459,291	2,782,588	1,859,208	2,206,499	68			
	QTY. IMPERIAL (NO) QUANT. IMPERIALE (NOMB)	459,291	2,782,588	1,859,208	2,206,499	68			
	VALUE (\$000) VALEUR (\$000)	12,821	45,835	47,055	52,753	59	UNITED STATES ETATS-UNIS	35	
63419-50	INTERCOMMUNICATION SYSTEM SYSTEME D'INTERCOMMUNICATION								
	VALUE (\$000) VALEUR (\$000)	4,211	4,001	5,347	6,767	17	UNITED STATES ETATS-UNIS	57	
63419-88	TELEPHONE EQUIPMENT PARTS, NES PIECES DE MATERIEL TELEPHONIQUE, NDA								
	VALUE (\$000) VALEUR (\$000)	71,011	62,544	100,345	96,338	11	UNITED STATES ETATS-UNIS	74	
63429	TELEGRAPH APPARATUS EQUIP AND PARTS APPAREILS TELEGRAPHE MATERIEL & PCS								
	VALUE (\$000) VALEUR (\$000)	28,921	28,499	32,085	43,465	14	UNITED STATES ETATS-UNIS	58	
63429-30	TERMINAL EQUIPMENT, TELETYPE MATERIEL DE TERMINAUX, TELESCTRIPEUR								
	QTY. METRIC (NO) QUANT. METRIQUE (NOMB)	540	778	1,053	6,625	129			
	QTY. IMPERIAL (NO) QUANT. IMPERIALE (NOMB)	540	778	1,053	6,625	129			
	VALUE (\$000) VALEUR (\$000)	1,362	2,836	3,501	7,535	76	UNITED STATES ETATS-UNIS	61	
63429-40	FACSIMILE APPARATUS, TELEGRAPH APPAREIL DE TELEGRAPHIE FAC-SIMILE								
	QTY. METRIC (NO) QUANT. METRIQUE (NOMB)	2,393	6,458	5,486	11,744	69			
	QTY. IMPERIAL (NO) QUANT. IMPERIALE (NOMB)	2,393	6,458	5,486	11,744	69			
	VALUE (\$000) VALEUR (\$000)	9,503	14,544	16,680	23,446	35	UNITED STATES ETATS-UNIS	53	
63429-88	TELEGRAPH EQUIPMENT PARTS, NES PIECES DE MATERIEL TELEGRAPHIQUE, NDA								
	VALUE (\$000) VALEUR (\$000)	7,206	5,828	6,448	7,025	-1	UNITED STATES ETATS-UNIS	66	
63435	SONAR ECHO SOUNDING REL DEVICES PTS SONAR SONDAGE PAR ECHO, CONNEXE PCS								
	VALUE (\$000) VALEUR (\$000)	15,340	25,626	13,657	18,908	7	UNITED STATES ETATS-UNIS	89	
63435-20	SONAR & ECHO SOUNDING EQUIPMENT MATERIEL DE SONAR, ET DE SONDAGE ULTRASONIQUE								
	VALUE (\$000) VALEUR (\$000)	8,519	9,916	7,851	9,935	5	UNITED STATES ETATS-UNIS	84	

SEE EXPLANATORY NOTES / VOIR NOTES EXPLICATIVES

## IMPORT DATA TRENDS - TENDANCES DES DONNEES SUR L'IMPORTATION

## SECTION 3 - END PRODUCTS, INEDIBLE

## SECTION 3 - PRDUIITS FINIS, NON COMESTIBLES

CODE	COMMODITY MARCHANDISE	1982	1983	1984	AVE. ANNUAL GROWTH RATE (%) 1982-1985		MAJDR CDUNTRY OF EXPDRT - SHARE DF IMPORT MARKET (%) 1985		
					1985	ANNUEL MOYEN	PAYS EXPORTATEUR PRINCIPAL - PART DU MARCHE DES IMPORTATIONS		
63435-88	SONAR & ECHO SOUNDING EQUIPMENT PARTS, NES PIECES DE MATERIEL DE SONAR ET DE SDNDAGE ULTRASONIQUE NDA								
	VALUE (\$000) VALEUR (\$000)	6,821	15,710	5,806	8,973	10	UNITED STATES ETATS-UNIS	93	
63439	RADAR EQUIP, REL. DEVICES & PTS NES MATERIEL RADAR & CDNNEXES & PCS NDA								
	VALUE (\$000) VALEUR (\$000)	23,987	28,781	33,279	57,847	34	UNITED STATES ETATS-UNIS	87	
63439-40	RADAR, NAVIGATIDN, AIRBORNE RADAR DE BORD, NAVIGATION AERIENNE								
	VALUE (\$000) VALEUR (\$000)	3,766	9,640	11,528	18,845	70	UNITED STATES ETATS-UNIS	97	
63439-50	RADAR, NAVIGATIDN, MARINE RADAR, NAVIGATION, MARINE								
	VALUE (\$000) VALEUR (\$000)	6,204	5,975	5,048	7,458	6	UNITED STATES ETATS-UNIS	47	
63439-88	RADAR EQUIPMENT, SPECIFIC PARTS, NES PIECES DE MATERIEL RADAR NDA								
	VALUE (\$000) VALEUR (\$000)	3,261	4,010	4,510	13,036	58	UNITED STATES ETATS-UNIS	94	
63445	SOUND AMPLIFIERS, EXCEPT PARTS AMPLIFICATEURS DU SON, SAUF PIECES								
	VALUE (\$000) VALEUR (\$000)	30,087	35,365	47,544	47,701	17	JAPAN JAPON	47	
63445-21	AMPLIFIERS, AUDIO, STEREO AMPLIFICATEUR, DE SON, STEREOPHDNIE								
	QTY. METRIC (NO) QUANT. METRIQUE (NOMB)	224,586	312,391	433,496	400,060	21			
	QTY. IMPERIAL (NO) QUANT. IMPERIALE (NOMB)	224,586	312,391	433,496	400,060	21			
	VALUE (\$000) VALEUR (\$000)	13,797	15,703	23,977	24,549	21	JAPAN JAPON	62	
63449	PHONOGRAPHS, COIN-OPERATED, EXC PTS PHONOGRAPHES FONCTIONNANT A MONNAIE								
	QTY. METRIC (NO) QUANT. METRIQUE (NOMB)	354	309	174	325	-3			
	QTY. IMPERIAL (NO) QUANT. IMPERIALE (NOMB)	354	309	174	325	-3			
	VALUE (\$000) VALEUR (\$000)	511	493	344	565	4	UNITED STATES ETATS-UNIS	58	
63475	TAPE PLAYERS, TAPE RECORDERS EXC PT MAGNETOPHONES, ETC, SAUF PIECES								
	QTY. METRIC (NO) QUANT. METRIQUE (NOMB)	1,479,956	2,379,692	3,464,610	2,698,220	22			
	QTY. IMPERIAL (NO) QUANT. IMPERIALE (NOMB)	1,479,956	2,379,692	3,464,610	2,698,220	22			
	VALUE (\$000) VALEUR (\$000)	240,577	372,887	563,865	487,290	26	JAPAN JAPON	87	
63475-20	RECORDERS & PLAYERS, TAPE, AUDIO, DOMESTIC MAGNETOPHONE ET LECTEUR, AUDIO USAGE DOMESTIQUE								
	QTY. METRIC (NO) QUANT. METRIQUE (NOMB)	877,730	1,273,113	1,749,938	992,185	4			
	QTY. IMPERIAL (NO) QUANT. IMPERIALE (NOMB)	877,730	1,273,113	1,749,938	992,185	4			

SEE EXPLANATORY NOTES / VOIR NOTES EXPLICATIVES

## IMPORT DATA TRENDS - TENDANCES DES DONNEES SUR L'IMPORTATION

## SECTION 3 - END PRODUCTS, INEDIBLE

## SECTION 3 - PRODUITS FINIS, NON COMESTIBLES

CODE	COMMOODITY MARCHANDISE	1982	1983	1984	AVE. ANNUAL GROWTH RATE (%) 1982-1985		MAJOR COUNTRY OF EXPORT - SHARE OF IMPORT MARKET (%) 1985	
					1985	ANNUEL MOYEN	PAYS EXPORTATEUR PRINCIPAL - PART DU MARCHE DES IMPORTATIONS	
63475-20	RECORDERS & PLAYERS, TAPE, AUDIO, DOMESTIC MAGNETOPHONE ET LECTEUR, AUDIO USAGE DOMESTIQUE			(CONT-O) (SUITE)				
	VALUE (\$000) VALEUR (\$000)	59,131	65,453	78,614	55,431	-2	JAPAN JAPON	71
63475-25	RECORDERS & PLAYERS, TAPE, AUDIO, AUTOMOBILE MAGNETOPHONE ET LECTEUR O' AUTOMOBILE, AUDIO							
	QTY. METRIC (NO) QUANT. METRIQUE (NOMB)	228,748	358,863	431,083	449,989	25		
	QTY. IMPERIAL (NO) QUANT. IMPERIALE (NOMB)	228,748	358,863	431,083	449,989	25		
	VALUE (\$000) VALEUR (\$000)	8,605	10,606	12,272	13,745	17	JAPAN JAPON	92
63475-30	RECORDERS & PLAYERS, TAPE, AUDIO, COMMERCIAL MAGNETOPHONE, ET LECTEUR A CASSETTE, AUDIO COMMERCIAL							
	QTY. METRIC (NO) QUANT. METRIQUE (NOMB)	2,409	3,368	5,202	3,903	17		
	QTY. IMPERIAL (NO) QUANT. IMPERIALE (NOMB)	2,409	3,368	5,202	3,903	17		
	VALUE (\$000) VALEUR (\$000)	3,983	5,909	7,578	5,992	14	UNITED STATES ETATS-UNIS	60
63475-40	RECORDERS/PLAYERS, TAPE, VIDEO EXC TV BROCAST MAGNETOPHONE ET MAGNETOSCOPE, SAUF RADIODIFFUSION							
	QTY. METRIC (NO) QUANT. METRIQUE (NOMB)	340,878	734,003	1,265,243	1,237,151	53		
	QTY. IMPERIAL (NO) QUANT. IMPERIALE (NOMB)	340,878	734,003	1,265,243	1,237,151	53		
	VALUE (\$000) VALEUR (\$000)	163,165	287,977	461,985	408,855	35	JAPAN JAPON	90
63477	VIDEO TAPE BANDE VIDEO							
	VALUE (\$000) VALEUR (\$000)	51,038	93,470	113,515	118,720	32	UNITED STATES ETATS-UNIS	60
63477-20	TAPE, VIDEO, BLANK, ALL TYPES BANDE MAGNETOSCOPIQUE, VIERGE, TOUS GENRES							
	VALUE (\$000) VALEUR (\$000)	37,633	74,464	102,576	107,582	41	UNITED STATES ETATS-UNIS	57
63477-30	TAPE, VIDEO, RECORDED, SOLD, ALL TYPES BANDE MAGNETOSCOPIQUE, ENREGISTREE, VENDUE, TOUS GENRES							
	VALUE (\$000) VALEUR (\$000)	13,404	19,005	10,939	11,138	-6	UNITED STATES ETATS-UNIS	87
63478	COMPUTER TAPE BANDES D'ORDINATEUR							
	VALUE (\$000) VALEUR (\$000)	20,155	23,766	25,485	36,509	22	UNITED STATES ETATS-UNIS	96
63478-20	TAPE, MAGNETIC, COMPUTER, BLANK BANDE MAGNETIQUE, ORDINATEUR, VIERGE							
	VALUE (\$000) VALEUR (\$000)	14,137	15,663	17,672	26,776	23	UNITED STATES ETATS-UNIS	96
63478-30	TAPE, MAGNETIC, COMPUTER, RECORDED BANDE MAGNETIQUE, ORDINATEUR, ENREGISTREE							
	VALUE (\$000) VALEUR (\$000)	6,018	8,103	7,814	9,733	17	UNITED STATES ETATS-UNIS	97
63479	MAGNETIC TAPE N E S RUBAN MAGNETIQUE N D A							
	VALUE (\$000) VALEUR (\$000)	56,226	67,451	70,799	60,324	2	UNITED STATES ETATS-UNIS	54

SEE EXPLANATORY NOTES / VOIR NOTES EXPLICATIVES

## IMPORT DATA TRENDS - TENDANCES DES DONNEES SUR L'IMPORTATION

## SECTION 3 - END PRODUCTS, INEDIBLE

## SECTION 3 - PRODUITS FINIS, NON COMESTIBLES

CODE	COMMODITY MARCHANDISE	1982	1983	1984	AVE. ANNUAL GROWTH RATE (%) 1982-1985		MAJOR COUNTRY OF EXPORT - SHARE OF IMPORT MARKET (%) 1985		
					1985 ANNUAL MOYEN	TAUX DE CROISSANCE	PAYS EXPORTATEUR PRINCIPAL - PART DU MARCHE DES IMPORTATIONS		
63479-20	TAPE, MAGNETIC, AUDIO, BLANK BANDE MAGNETIQUE, AUDIO, VIERGE								
	VALUE (\$000) VALEUR (\$000)	37,535	48,733	48,186	39,798	2	UNITED STATES ETATS-UNIS	46	
63479-30	TAPE, MAGNETIC, AUDIO, RECORDED BANDE MAGNETIQUE, AUDIO, ENREGISTREE								
	VALUE (\$000) VALEUR (\$000)	10,597	11,160	15,385	15,044	12	UNITED STATES ETATS-UNIS	66	
<b>63490</b>	<b>RADIO TRANSMITTING-RECEIVING UNITS APPAREILS RADIO EMETTEUR-RECEPTEUR</b>								
	QTY. METRIC (NO) QUANT. METRIQUE (NOMB)	334,620	515,990	597,479	468,522	12			
	QTY. IMPERIAL (NO) QUANT. IMPERIALE (NOMB)	334,620	515,990	597,479	468,522	12			
	VALUE (\$000) VALEUR (\$000)	40,186	39,083	48,429	88,100	30	UNITED STATES ETATS-UNIS	67	
63490-30	TRANSMITTER-RECEIVERS, C B, PORTABLE EMETTEUR-RECEPTEUR, PORTATIF, SRG								
	QTY. METRIC (NO) QUANT. METRIQUE (NOMB)	248,072	444,325	490,516	298,844	6			
	QTY. IMPERIAL (NO) QUANT. IMPERIALE (NOMB)	248,072	444,325	490,516	298,844	6			
	VALUE (\$000) VALEUR (\$000)	9,205	6,906	6,587	5,249	-17	TAIWAN TAIWAN	30	
63490-40	TRANSMITTER-RECEIVERS, C B, EXC PORTABLE EMETTEUR-RECEPTEUR, NON PORTATIF, SRG								
	QTY. METRIC (NO) QUANT. METRIQUE (NOMB)	38,752	14,610	17,010	48,105	7			
	QTY. IMPERIAL (NO) QUANT. IMPERIALE (NOMB)	38,752	14,610	17,010	48,105	7			
	VALUE (\$000) VALEUR (\$000)	3,286	1,387	1,422	3,897	6	UNITED STATES ETATS-UNIS	34	
<b>63495</b>	<b>RADIO TV BROADCAST TRANSM EQUIP NES MATERIEL DE RADIO-TELEDIFFUSION NDA</b>								
	VALUE (\$000) VALEUR (\$000)	30,591	35,442	48,331	44,478	13	UNITED STATES ETATS-UNIS	65	
63495-21	TRANSMITTING EQUIPMENT, RADIO BROADCAST MATERIEL DE TRANSMISSION, RADIODIFFUSION								
	VALUE (\$000) VALEUR (\$000)	4,226	4,292	3,264	4,740	4	UNITED STATES ETATS-UNIS	83	
63495-29	BROADCASTING EQUIPMENT, RADIO, NES MATERIEL DE RADIODIFFUSION, NDA								
	VALUE (\$000) VALEUR (\$000)	4,910	4,074	7,372	9,066	23	UNITED STATES ETATS-UNIS	97	
63495-41	TRANSMITTING EQUIPMENT, TV BROADCAST MATERIEL DE TRANSMISSION, TELEDIFFUSION								
	VALUE (\$000) VALEUR (\$000)	4,631	7,061	6,666	3,570	-8	UNITED STATES ETATS-UNIS	49	
63495-45	CAMERAS, TELEVISION BROADCAST CAMERA ET TELEVISION, TELEDIFFUSION								
	QTY. METRIC (NO) QUANT. METRIQUE (NOMB)	804	88	126	137	-44			
	QTY. IMPERIAL (NO) QUANT. IMPERIALE (NOMB)	804	88	126	137	-44			
	VALUE (\$000) VALEUR (\$000)	4,060	2,588	2,840	3,962	-1	UNITED STATES ETATS-UNIS	71	

SEE EXPLANATORY NOTES / VOIR NOTES EXPLICATIVES

## IMPORT DATA TRENDS - TENDANCES DES DONNEES SUR L'IMPORTATION

## SECTION 3 - END PRODUCTS, INEDIBLE

## SECTION 3 - PRODUITS FINIS, NON COMESTIBLES

CODE	COMMODITY MARCHANDISE	1982	1983	1984	1985	AVE. ANNUAL GROWTH RATE (%) 1982-1985	MAJOR COUNTRY OF EXPORT - SHARE OF IMPORT MARKET (%) 1985	1985
						TAUX DE CROISSANCE ANNUEL MOYEN	PAYS EXPORTATEUR PRINCIPAL - PART DU MARCHE DES IMPORTATIONS	
63495-49	TV BROADCAST STUDIO EQUIPMENT NES MATERIEL DE STUDIO DE TELEVISION NDA							
	VALUE (\$000) VALEUR (\$000)	11,039	14,836	26,285	21,249	24	UNITED STATES ETATS-UNIS	53
63499	COMMERCIAL COMMUNICATION EQUIP NES MATERIEL DE TELECOMM. COMM. N D A							
	VALUE (\$000) VALEUR (\$000)	165,962	244,187	292,192	337,357	26	UNITED STATES ETATS-UNIS	49
63499-19	ANTENNAS, TELECOMMUNICATIONS, NES ANTENNE DE TELECOMMUNICATIONS, NDA							
	VALUE (\$000) VALEUR (\$000)	6,477	10,624	12,223	12,385	24	UNITED STATES ETATS-UNIS	84
63499-24	RECEIVERS, TV, PROJECTION TYPE TELEVISEUR, TYPE PROJECTEUR							
	VALUE (\$000) VALEUR (\$000)	8,392	9,500	11,899	10,125	6	JAPAN JAPON	66
63499-29	VIDEO EQUIPMENT, EXC TV BROADCAST NES MATERIEL VIDEO, NDA, SAUF POUR TELEDIFFUSION							
	VALUE (\$000) VALEUR (\$000)	32,672	38,162	61,077	84,344	37	JAPAN JAPON	76
63499-39	RADIO NAVIGATION EQUIPMENT, NES MATERIEL DE RADIONAVIGATION, NDA							
	VALUE (\$000) VALEUR (\$000)	28,647	27,701	41,537	36,144	8	UNITED STATES ETATS-UNIS	94
63499-40	MICROWAVE EQUIPMENT, COMMUNICATION MATERIEL A MICRO-ONDES, COMMUNICATIONS							
	VALUE (\$000) VALEUR (\$000)	12,499	12,590	12,064	6,516	-19	UNITED STATES ETATS-UNIS	67
63499-60	SATELLITES, COMMUNICATION SATELLITE DE COMMUNICATION							
	VALUE (\$000) VALEUR (\$000)	18,578	47,602	53,657	63,736	50	UNITED STATES ETATS-UNIS	44
63499-70	COMMUNITY ANTENNA TV /CATV/ EQUIPMENT MATERIEL DE TELEVISION PAR ANTENNE COLLECTIVE, (CATV)							
	VALUE (\$000) VALEUR (\$000)	9,808	34,539	23,513	33,561	50	UNITED STATES ETATS-UNIS	47
63711	TV RECEIVING SETS COLOR UNDER 19 IN TELECOULEURS DE MOINS DE 19 POUCES							
	QTY. METRIC (NO) QUANT. METRIQUE (NOMB)	140,282	276,360	340,693	312,778	30		
	QTY. IMPERIAL (NO) QUANT. IMPERIALE (NOMB)	140,282	276,360	340,693	312,778	30		
	VALUE (\$000) VALEUR (\$000)	32,703	56,356	67,187	61,329	23	JAPAN JAPON	34
63711-21	RECEIVERS, TV, COLOR, UNDER 10 IN TELECOULEUR, MOINS DE 10 PO.							
	QTY. METRIC (NO) QUANT. METRIQUE (NOMB)	5,184	10,914	18,713	20,113	56		
	QTY. IMPERIAL (NO) QUANT. IMPERIALE (NOMB)	5,184	10,914	18,713	20,113	56		
	VALUE (\$000) VALEUR (\$000)	1,223	2,243	3,927	4,691	56	JAPAN JAPON	57
63711-22	RECEIVERS, TV, COLOR, 10 TO 18 IN TELECOULEUR, 10 A 18 PO.							
	QTY. METRIC (NO) QUANT. METRIQUE (NOMB)	125,470	245,118	313,050	277,229	30		
	QTY. IMPERIAL (NO) QUANT. IMPERIALE (NOMB)	125,470	245,118	313,050	277,229	30		

SEE EXPLANATORY NOTES / VOIR NOTES EXPLICATIVES

## IMPORT DATA TRENDS - TENDANCES DES DONNEES SUR L'IMPORTATION

## SECTION 3 - END PRODUCTS, FINISSABLES

## SECTION 3 - PRODUITS FINIS, NON COMESTIBLES

CODE	COMMODITY MARCHANDISE	1982	1983	1984	AVE. ANNUAL GROWTH RATE (%) 1982-1985 TAUX DE CROISSANCE 1985 ANNUEL MOYEN		MAJOR COUNTRY OF EXPORT - SHARE OF IMPORT MARKET (%) 1985 PAYS EXPORTATEUR PRINCIPAL - PART DU MARCHE DES IMPORTATIONS	
63711-22	RECEIVERS, TV, COLOR, 10 TO 18 IN TELECOULEUR, 10 A 18 PO.			(CONT-0) (SUITE)				
	VALUE (\$000) VALEUR (\$000)	29,360	50,132	61,468	53,797	22	KOREA, SOUTH COREE DU SUD	33
63713	TV RECEIVING SETS COLOR 19 INCHES TELECOULEURS DE 19 POUCES							
	QTY. METRIC (NO) QUANT. METRIQUE (NOMB)	32,938	38,739	30,156	21,850	-13		
	QTY. IMPERIAL (NO) QUANT. IMPERIALE (NOMB)	32,938	38,739	30,156	21,850	-13		
	VALUE (\$000) VALEUR (\$000)	16,211	18,419	13,016	7,826	-22	UNITED STATES ETATS-UNIS	84
63713-21	RECEIVERS, TV, COLOR, 19 IN TELECOULEUR, 19 PO.,							
	QTY. METRIC (NO) QUANT. METRIQUE (NOMB)	32,858	38,601	30,086	21,516	-13		
	QTY. IMPERIAL (NO) QUANT. IMPERIALE (NOMB)	32,858	38,601	30,086	21,516	-13		
	VALUE (\$000) VALEUR (\$000)	16,182	18,358	12,986	7,709	-22	UNITED STATES ETATS-UNIS	84
63714	TV RECEIVING SETS COLOR OVER 19 IN. TELECOULEURS DE 19 POUCES ET PLUS							
	QTY. METRIC (NO) QUANT. METRIQUE (NOMB)	203,445	334,886	456,376	432,699	28		
	QTY. IMPERIAL (NO) QUANT. IMPERIALE (NOMB)	203,445	334,886	456,376	432,699	28		
	VALUE (\$000) VALEUR (\$000)	86,166	117,312	157,592	145,922	19	UNITED STATES ETATS-UNIS	49
63714-21	RECEIVERS, TV, COLOR, OVER 19 IN TELECOULEUR, 20 PO. ET PLUS							
	QTY. METRIC (NO) QUANT. METRIQUE (NOMB)	189,945	321,654	428,437	411,946	29		
	QTY. IMPERIAL (NO) QUANT. IMPERIALE (NOMB)	189,945	321,654	428,437	411,946	29		
	VALUE (\$000) VALEUR (\$000)	82,253	114,032	150,758	140,294	19	UNITED STATES ETATS-UNIS	50
63714-80	RECEIVERS, TV, COLOR, COMPLETE KIT, OV 19 IN TELECOULEUR DE PLUS DE 19 POUCES, EN PIECES DETACHEES							
	QTY. METRIC (NO) QUANT. METRIQUE (NOMB)	10,484	12,138	20,694	15,325	13		
	QTY. IMPERIAL (NO) QUANT. IMPERIALE (NOMB)	10,484	12,138	20,694	15,325	13		
	VALUE (\$000) VALEUR (\$000)	2,360	2,773	4,563	3,583	15	JAPAN JAPON	88
63715	TV RECEIVING SETS UNDER 19 IN. NES TELEVISEURS, MOINS DE 19 POUCES NOA							
	QTY. METRIC (NO) QUANT. METRIQUE (NOMB)	215,487	365,221	309,199	104,518	-21		
	QTY. IMPERIAL (NO) QUANT. IMPERIALE (NOMB)	215,487	365,221	309,199	104,518	-21		
	VALUE (\$000) VALEUR (\$000)	15,056	22,870	18,455	7,379	-21	KOREA, SOUTH COREE DU SUD	60

## IMPORT DATA TRENDS - TENDANCES DES DONNEES SUR L'IMPORTATION

## SECTION 3 - END PRODUCTS, INEDIBLE

## SECTION 3 - PRODUITS FINIS, NON COMESTIBLES

CODE	COMMODITY MARCHANDISE		1982	1983	1984	AVE. ANNUAL GROWTH RATE (%) 1982-1985 TAUX DE CROISSANCE ANNUEL MOYEN		MAJOR COUNTRY OF EXPORT - SHARE OF IMPORT MARKET (%) 1985 PAYS EXPORTATEUR PRINCIPAL - PART DU MARCHE DES IMPORTATIONS	
						1985	ANNUEL MOYEN		
63715-22	RECEIVERS, TV, B/W, 10 TO 18 INCH TELEVISEUR, N ET B, 10 A 18 POUCES								
	QTY. METRIC (NO) QUANT. METRIQUE (NOMB)		178,804	305,469	264,388	55,997	-32		
	QTY. IMPERIAL (NO) QUANT. IMPERIALE (NOMB)		178,804	305,469	264,388	55,997	-32		
	VALUE (\$000) VALEUR (\$000)		11,196	16,864	14,685	3,270	-34	KOREA, SOUTH COREE DU SUD	72
63717	TV RECEIVING SETS 19 INCHES N E S TELEVISEURS, 19 POUCES N D A								
	QTY. METRIC (NO) QUANT. METRIQUE (NOMB)		8,345	8,724	3,844	276	-69		
	QTY. IMPERIAL (NO) QUANT. IMPERIALE (NOMB)		8,345	8,724	3,844	276	-69		
	VALUE (\$000) VALEUR (\$000)		891	898	268	30	-69	UNITED STATES ETATS-UNIS	96
63718	TV RECEIVING SETS OVER 19 IN. N E S TELEVISEURS, PLUS DE 19 POUCES N D A								
	QTY. METRIC (NO) QUANT. METRIQUE (NOMB)		2,195	2,770	1,257	401	-43		
	QTY. IMPERIAL (NO) QUANT. IMPERIALE (NOMB)		2,195	2,770	1,257	401	-43		
	VALUE (\$000) VALEUR (\$000)		281	287	141	57	-41	UNITED STATES ETATS-UNIS	60
63724	RADIO RECEIVING SETS, AUTOMOBILE RADIORECEPTEURS, AUTOMOBILE								
	QTY. METRIC (NO) QUANT. METRIQUE (NOMB)		808,202	1,011,029	1,341,713	1,322,360	18		
	QTY. IMPERIAL (NO) QUANT. IMPERIALE (NOMB)		808,202	1,011,029	1,341,713	1,322,360	18		
	VALUE (\$000) VALEUR (\$000)		76,939	104,011	158,413	194,745	36	UNITED STATES ETATS-UNIS	60
63749	RADIO RECEIVING SETS NES, EXC. PTS RADIORECEPTEURS NDA SAUF LES PIECES								
	QTY. METRIC (NO) QUANT. METRIQUE (NOMB)		2,654,932	3,040,076	3,547,698	2,417,042	-3		
	QTY. IMPERIAL (NO) QUANT. IMPERIALE (NOMB)		2,654,932	3,040,076	3,547,698	2,417,042	-3		
	VALUE (\$000) VALEUR (\$000)		63,128	87,275	85,326	61,486	-1	JAPAN JAPON	41
63749-20	RECEIVERS, RADIO, WITH CLOCK RECEPTEUR RADIO AVEC HORLOGE								
	QTY. METRIC (NO) QUANT. METRIQUE (NOMB)		836,860	1,012,620	1,153,208	713,524	-5		
	QTY. IMPERIAL (NO) QUANT. IMPERIALE (NOMB)		836,860	1,012,620	1,153,208	713,524	-5		
	VALUE (\$000) VALEUR (\$000)		15,010	16,290	20,508	11,825	-7	HONG KONG HONG-KONG	55
63749-30	RECEIVERS, TUNER-AMPLIFIER COMBINATION RECEPTEUR RADIO, SYNTONISATEUR-AMPLIFICATEUR								
	QTY. METRIC (NO) QUANT. METRIQUE (NOMB)		170,597	201,865	264,682	168,701	0		

SEE EXPLANATORY NOTES / VOIR NOTES EXPLICATIVES



## IMPORT DATA TRENDS - TENDANCES DES DONNEES SUR L'IMPORTATION

## SECTION 3 - ENO PRODUCTS, INEOIBLE

## SECTION 3 - PRODUITS FINIS, NON COMESTIBLES

CODE	COMMODITY MARCHANDISE	1982	1983	1984	AVE. ANNUAL GROWTH RATE (%) 1982-1985 TAUX DE CROISSANCE ANNUEL MOYEN		MAJOR COUNTRY OF EXPORT - SHARE OF IMPORT MARKET (%) 1985 PAYS EXPORTATEUR PRINCIPAL - PART DU MARCHE DES IMPORTATIONS	
					1985	ANNUEL MOYEN		
63749-30	RECEIVERS, TUNER-AMPLIFIER COMBINATION RECEPTEUR RADIO, SYNTONISATEUR-AMPLIFICATEUR			(CONT-D) (SUITE)				
	QTY. IMPERIAL (NO) QUANT. IMPERIALE (NOMB)	170,597	201,865	264,662	168,701	0		
	VALUE (\$000) VALEUR (\$000)	22,126	24,109	30,880	22,246	0	JAPAN JAPON	74
63749-40	RECEIVERS, RADIO, DOMESTIC, BATTERY RECEPTEUR RADIO A PILES, USAGE DOMESTIQUE							
	QTY. METRIC (NO) QUANT. METRIQUE (NOMB)	1,003,299	1,146,418	1,205,987	970,454	-1		
	QTY. IMPERIAL (NO) QUANT. IMPERIALE (NOMB)	1,003,299	1,146,418	1,205,987	970,454	-1		
	VALUE (\$000) VALEUR (\$000)	8,861	9,191	10,465	9,921	4	HONG KONG HONG-KONG	39
63759	PHONOGRAPH RECORD PLAYERS, DOMESTIC TOURNE-DISQUES DOMESTIQUES SAUF PCS							
	QTY. METRIC (NO) QUANT. METRIQUE (NOMB)	26,958	20,236	68,880	70,423	37		
	QTY. IMPERIAL (NO) QUANT. IMPERIALE (NOMB)	26,958	20,236	68,880	70,423	37		
	VALUE (\$000) VALEUR (\$000)	1,170	1,513	5,812	9,593	100	JAPAN JAPON	69
63769	COMBINATION RADIO-PHONOGRAPH SETS RADIO ET PHOND. COMBINES, SAUF PCS.							
	QTY. METRIC (NO) QUANT. METRIQUE (NOMB)	1,606,715	2,360,559	4,067,783	3,848,772	33		
	QTY. IMPERIAL (NO) QUANT. IMPERIALE (NOMB)	1,606,715	2,360,559	4,067,783	3,848,772	33		
	VALUE (\$000) VALEUR (\$000)	135,257	170,270	288,715	300,365	30	JAPAN JAPON	29
63769-20	RADIO-PHONOGRAPH COMBINATION RADIO-PHONDGRAPHE COMBINES							
	QTY. METRIC (NO) QUANT. METRIQUE (NOMB)	6,794	11,042	48,693	42,262	83		
	QTY. IMPERIAL (NO) QUANT. IMPERIALE (NOMB)	6,794	11,042	48,693	42,262	83		
	VALUE (\$000) VALEUR (\$000)	908	842	3,932	4,486	69	TAIWAN TAIWAN	35
63769-30	RADIO-TAPE PLAYER/RECORDER, EXC AUTO TYPE RADIO MAGNETOPHONE-LECTEUR COMBINES, SAUF POUR AUTOMOBILE							
	QTY. METRIC (NO) QUANT. METRIQUE (NOMB)	1,016,225	1,458,761	2,598,221	2,336,533	32		
	QTY. IMPERIAL (NO) QUANT. IMPERIALE (NOMB)	1,016,225	1,458,761	2,598,221	2,336,533	32		
	VALUE (\$000) VALEUR (\$000)	72,045	81,535	139,679	129,773	21	JAPAN JAPON	32
63769-40	RADIO-TAPE PLAYER, COMBINATION AUTO TYPE RADIO-LECTEUR COMBINES, D'AUTO							
	QTY. METRIC (NO) QUANT. METRIQUE (NOMB)	461,687	694,660	1,112,264	1,188,551	37		
	QTY. IMPERIAL (NO) QUANT. IMPERIALE (NOMB)	461,687	694,660	1,112,264	1,188,551	37		
	VALUE (\$000) VALEUR (\$000)	48,887	74,859	125,549	141,478	42	UNITED STATES ETATS-UNIS	54

## IMPORT DATA TRENDS - TENDANCES DES DONNEES SUR L'IMPORTATION

## SECTION 3 - END PRODUCTS, INEDIBLE

## SECTION 3 - PRODUITS FINIS, NON COMESTIBLES

CODE	COMMODITY MARCHANDISE	1982	1983	1984	AVE. ANNUAL GROWTH RATE (%) 1982-1985		MAJOR COUNTRY OF EXPORT - SHARE OF IMPORT MARKET (%) 1985	
					1985	ANNUEL MOYEN	PAYS EXPORTATEUR PRINCIPAL - PART DU MARCHE DES IMPORTATIONS	
63790	PHONOGRAPH RECORDS AND BLANKS DISQUES DE PHONO. & DISQUES VIERGES							
	QTY. METRIC (NO) QUANT. METRIQUE (NOMB)	6,506,982	5,332,686	4,780,854	6,051,310	-2		
	QTY. IMPERIAL (NO) QUANT. IMPERIALE (NOMB)	6,506,982	5,332,686	4,780,854	6,051,310	-2		
	VALUE (\$000) VALEUR (\$000)	21,668	22,561	20,335	22,243	1	UNITED STATES ETATS-UNIS	47
63790-35	RECORDS, PHONOGRAPH, RECORDED DISQUE ENREGISTRE POUR PHONOGRAPHE							
	QTY. METRIC (NO) QUANT. METRIQUE (NOMB)	6,273,194	5,034,970	4,626,764	5,913,143	-2		
	QTY. IMPERIAL (NO) QUANT. IMPERIALE (NOMB)	6,273,194	5,034,970	4,626,764	5,913,143	-2		
	VALUE (\$000) VALEUR (\$000)	17,626	16,264	17,375	19,905	4	UNITED STATES ETATS-UNIS	43
63794	RECEIVING ANTENNAE AND MOUNTINGS ANTENNES RECEPTRICES, INSTALLATIONS							
	VALUE (\$000) VALEUR (\$000)	11,773	15,949	18,732	19,298	18	UNITED STATES ETATS-UNIS	81
63794-20	ANTENNAS, RECEIVING, AUTOMOBILE, EXC C B ANTENNE RECEPTRICE D'AUTOMOBILE, SAUF SRG							
	VALUE (\$000) VALEUR (\$000)	7,095	9,731	11,009	13,746	24	UNITED STATES ETATS-UNIS	86
63794-30	ANTENNAS, DOMESTIC, RADIO OR TV, EXC C B ANTENNE RECEPTRICE, RADIO OU TV, USAGE DOM, SAUF SRG							
	VALUE (\$000) VALEUR (\$000)	3,602	4,953	6,148	4,164	5	UNITED STATES ETATS-UNIS	65
63814	TELEVISION PICTURE TUBES TUBES CATHODIQUES, TELEVISION							
	QTY. METRIC (NO) QUANT. METRIQUE (NOMB)	233,663	676,745	647,472	545,501	32		
	QTY. IMPERIAL (NO) QUANT. IMPERIALE (NOMB)	233,663	676,745	647,472	545,501	32		
	VALUE (\$000) VALEUR (\$000)	20,962	62,471	60,059	53,569	36	UNITED STATES ETATS-UNIS	67
63814-20	TELEVISION PICTURE TUBES, COLOR TUBE-IMAGE DE TELECOULEUR							
	QTY. METRIC (NO) QUANT. METRIQUE (NOMB)	174,138	612,202	584,247	542,043	45		
	QTY. IMPERIAL (NO) QUANT. IMPERIALE (NOMB)	174,138	612,202	584,247	542,043	45		
	VALUE (\$000) VALEUR (\$000)	19,479	60,947	58,459	53,448	39	UNITED STATES ETATS-UNIS	67
63816	ELECTRONIC RECEIVING TUBES TUBES ELECTRONIQUES, RECEPTEURS							
	QTY. METRIC (NO) QUANT. METRIQUE (NOMB)	1,044,021	1,327,819	691,062	758,908	-10		
	QTY. IMPERIAL (NO) QUANT. IMPERIALE (NOMB)	1,044,021	1,327,819	691,062	758,908	-10		
	VALUE (\$000) VALEUR (\$000)	3,072	3,516	2,538	2,963	-1	UNITED STATES ETATS-UNIS	100

## IMPORT DATA TRENDS - TENDANCES DES DONNEES SUR L'IMPORTATION

## SECTION 3 - END PRODUCTS, INEDIBLE

## SECTION 3 - PRODUITS FINIS, NON COMESTIBLES

CODE	COMMODITY MARCHANDISE	1982	1983	1984	AVE. ANNUAL GROWTH RATE (%) 1982-1985 TAUX DE CROISSANCE ANNUEL MOYEN		MAJOR COUNTRY OF EXPORT - SHARE OF IMPORT MARKET (%) 1985 PAYS EXPORTATEUR PRINCIPAL - PART DU MARCHE DES IMPORTATIONS	
					1985	ANNUEL MOYEN		
63819	ELECTRONIC TUBES N E S TUBES ELECTRONIQUES N D A							
	QTY. METRIC (NO) QUANT. METRIQUE (NOMB)	534,843	584,316	747,763	645,394	6		
	QTY. IMPERIAL (NO) QUANT. IMPERIALE (NOMB)	534,843	584,316	747,763	645,394	6		
	VALUE (\$000) VALEUR (\$000)	36,719	51,171	65,545	55,184	14	UNITED STATES ETATS-UNIS	58
63819-30	TUBES, CATHODE RAY /CRT/ EXC TV PICTURE TUBES TUBE A RAYONS CATH., SAUF TUBE-IMAGE DE TELEVISEUR							
	QTY. METRIC (NO) QUANT. METRIQUE (NOMB)	207,057	315,846	424,995	266,236	9		
	QTY. IMPERIAL (NO) QUANT. IMPERIALE (NOMB)	207,057	315,846	424,995	266,236	9		
	VALUE (\$000) VALEUR (\$000)	14,577	25,874	32,303	20,951	13	JAPAN JAPON	55
63829	PARTS OF ELECTRONIC TUBES N E S PIECES DE TUBES ELECTRONIQUES N D A							
	VALUE (\$000) VALEUR (\$000)	17,266	5,041	15,244	11,582	-12	JAPAN JAPON	55
63831	INTEGRATED CIRCUITS CIRCUITS INTEGRES							
	QTY. METRIC (NO) QUANT. METRIQUE (NOMB)	165,958,139	202,763,625	340,132,536	264,243,275	17		
	QTY. IMPERIAL (NO) QUANT. IMPERIALE (NOMB)	165,958,139	202,763,625	340,132,536	264,243,275	17		
	VALUE (\$000) VALEUR (\$000)	192,785	249,386	466,230	346,190	21	UNITED STATES ETATS-UNIS	88
63833	SEMI-CONDUCTORS, TRANSISTOR TYPE SEMI-CONDUCTEURS, A TRANSISTORS							
	QTY. METRIC (NO) QUANT. METRIQUE (NOMB)	74,750,356	85,423,665	139,496,742	144,773,349	24		
	QTY. IMPERIAL (NO) QUANT. IMPERIALE (NOMB)	74,750,356	85,423,665	139,496,742	144,773,349	24		
	VALUE (\$000) VALEUR (\$000)	28,481	34,834	55,232	48,801	19	UNITED STATES ETATS-UNIS	86
63833-20	SEMICONDUCTORS, TRANSISTORS SEMI-CONDUCTEURS, TRANSISTOR							
	QTY. METRIC (NO) QUANT. METRIQUE (NOMB)	73,453,117	83,648,544	135,338,257	141,591,582	24		
	QTY. IMPERIAL (NO) QUANT. IMPERIALE (NOMB)	73,453,117	83,648,544	135,338,257	141,591,582	24		
	VALUE (\$000) VALEUR (\$000)	26,819	33,388	52,854	45,858	19	UNITED STATES ETATS-UNIS	89
63839	SEMI-CONDUCTORS N E S SEMI-CONDUCTEURS N D A							
	QTY. METRIC (NO) QUANT. METRIQUE (NOMB)	227,352,209	276,232,098	420,902,849	460,845,537	26		
	QTY. IMPERIAL (NO) QUANT. IMPERIALE (NOMB)	227,352,209	276,232,098	420,902,849	460,845,537	26		
	VALUE (\$000) VALEUR (\$000)	258,684	384,137	591,731	491,926	24	UNITED STATES ETATS-UNIS	96

SEE EXPLANATORY NOTES / VOIR NOTES EXPLICATIVES

## IMPDRT DATA TRENDS - TENDANCES DES DONNEES SUR L'IMPORTATION

## SECTION 3 - END PRODUCTS, INEDIBLE

## SECTION 3 - PRODUITS FINIS, NON COMESTIBLES

CODE	COMMODITY MARCHANDISE	1982	1983	1984	AVE. ANNUAL GROWTH RATE (%) 1982-1985 TAUX DE CROISSANCE 1985 ANNUEL MOYEN		MAJOR COUNTRY OF EXPORT - SHARE OF IMPORT MARKET (%) 1985 PAYS EXPORTATEUR PRINCIPAL - PART OU MARCHE DES IMPORTATIONS	
63839-20	DIODES, RECTIFIER TYPE DIODE TYPE REDRESSEUR							
	QTY. METRIC (NO) QUANT. METRIQUE (NOMB)	67,438,786	72,487,218	91,335,375	62,926,587	-2		
	QTY. IMPERIAL (NO) QUANT. IMPERIALE (NOMB)	67,438,786	72,487,218	91,335,375	62,926,587	-2		
	VALUE (\$000) VALEUR (\$000)	17,613	12,241	17,187	15,218	-5	UNITED STATES ETATS-UNIS	83
63839-30	DIODES, LIGHT EMITTING /LED/ DIODE LUMINEUSE (LED)							
	QTY. METRIC (NO) QUANT. METRIQUE (NOMB)	19,673,512	24,606,131	29,191,402	47,544,114	34		
	QTY. IMPERIAL (NO) QUANT. IMPERIALE (NOMB)	19,673,512	24,606,131	29,191,402	47,544,114	34		
	VALUE (\$000) VALEUR (\$000)	3,915	4,568	4,596	5,525	12	UNITED STATES ETATS-UNIS	75
63839-50	DIODES, ZENER DIODE ZENER							
	QTY. METRIC (NO) QUANT. METRIQUE (NOMB)	32,273,114	41,006,706	65,958,828	54,471,634	19		
	QTY. IMPERIAL (NO) QUANT. IMPERIALE (NOMB)	32,273,114	41,006,706	65,958,828	54,471,634	19		
	VALUE (\$000) VALEUR (\$000)	4,275	5,310	7,352	8,937	28	UNITED STATES ETATS-UNIS	83
63849	PARTS OF SEMI-CONDUCTORS PIECES DE SEMI-CONDUCTEURS							
	VALUE (\$000) VALEUR (\$000)	46,384	71,660	171,360	278,650	81	UNITED STATES ETATS-UNIS	98
63849-21	CHIPS, SEMICONDUCTOR PARTS PASTILLES, PIECE DE SEMI-CONDUCTEUR							
	VALUE (\$000) VALEUR (\$000)	8,563	8,503	11,936	7,395	-5	UNITED STATES ETATS-UNIS	90
63905	CABINETS FOR TV, RADIO, PHONOGRAPHS MEUBLES PDUR TV, RADIO ET PHDNOS.							
	QTY. METRIC (NO) QUANT. METRIQUE (NOMB)	198,678	320,831	450,298	425,717	29		
	QTY. IMPERIAL (NO) QUANT. IMPERIALE (NOMB)	198,678	320,831	450,298	425,717	29		
	VALUE (\$000) VALEUR (\$000)	7,150	8,647	13,396	13,226	23	UNITED STATES ETATS-UNIS	95
63905-30	CABINETS, TV MEUBLE DE TELEVISEUR							
	QTY. METRIC (NO) QUANT. METRIQUE (NOMB)	187,510	314,886	405,120	376,347	26		
	QTY. IMPERIAL (NO) QUANT. IMPERIALE (NOMB)	187,510	314,886	405,120	376,347	26		
	VALUE (\$000) VALEUR (\$000)	6,796	8,359	12,705	11,959	21	UNITED STATES ETATS-UNIS	95
63910	CAPACITORS, ELECTRONIC AND PARTS CONDENSATEUR ELECTRONIQUE ET PIECES							
	VALUE (\$000) VALEUR (\$000)	57,044	63,751	83,376	77,675	11	UNITED STATES ETATS-UNIS	83

SEE EXPLANATORY NOTES / VOIR NOTES EXPLICATIVES

## IMPORT DATA TRENDS - TENDANCES DES DONNEES SUR L'IMPORTATION

## SECTION 3 - END PRODUCTS, INEDIBLE

## SECTION 3 - PRODUITS FINIS, NON COMESTIBLES

CODE	COMMODITY MARCHANDISE	1982	1983	1984	1985	AVE. ANNUAL GROWTH RATE (%) 1982-1985	MAJOR COUNTRY OF EXPORT - SHARE OF IMPORT MARKET (%) 1985	
						TAUX DE CROISSANCE ANNUEL MOYEN	PAYS EXPORTATEUR PRINCIPAL - PART DU MARCHE DES IMPORTATIONS	
63910-20	CAPACITORS, ELECTROLYTIC CONDENSATEUR ELECTROLYTIQUE							
	QTY. METRIC (NO) QUANT. METRIQUE (NOMB)	84,879,959	70,634,683	94,852,683	77,871,297	-3		
	QTY. IMPERIAL (NO) QUANT. IMPERIALE (NOMB)	84,879,959	70,634,683	94,852,683	77,871,297	-3		
	VALUE (\$000) VALEUR (\$000)	9,902	8,909	12,009	10,465	2	UNITED STATES ETATS-UNIS	62
63910-40	CAPACITORS, CERAMIC CONDENSATEUR, CERAMIQUE							
	QTY. METRIC (NO) QUANT. METRIQUE (NOMB)	129,501,356	137,324,888	243,004,649	167,732,580	9		
	QTY. IMPERIAL (NO) QUANT. IMPERIALE (NOMB)	129,501,356	137,324,888	243,004,649	167,732,580	9		
	VALUE (\$000) VALEUR (\$000)	12,451	12,387	20,924	14,341	5	UNITED STATES ETATS-UNIS	87
63910-88	CAPACITORS, ELECTRONIC, PARTS OF PIECES DE CONDENSATEUR ELECTRONIQUE							
	VALUE (\$000) VALEUR (\$000)	3,457	7,776	10,008	13,236	56	UNITED STATES ETATS-UNIS	94
63915	RESISTORS, ELECTRONIC, AND PARTS RESISTANCES ELECTRONIQUES ET PIECES							
	VALUE (\$000) VALEUR (\$000)	24,282	25,811	34,962	40,675	19	UNITED STATES ETATS-UNIS	85
63915-30	RESISTORS, COMPOSITION, FIXED RESISTANCE FIXE NON BOBINEE							
	QTY. METRIC (NO) QUANT. METRIQUE (NOMB)	263,577,207	335,116,881	394,106,374	228,567,555	-4		
	QTY. IMPERIAL (NO) QUANT. IMPERIALE (NOMB)	263,577,207	335,116,881	394,106,374	228,567,555	-4		
	VALUE (\$000) VALEUR (\$000)	4,029	5,004	5,844	3,751	-2	UNITED STATES ETATS-UNIS	49
63915-40	RESISTORS, COMPOSITION, VARIABLE RESISTANCE VARIABLE NON BOBINEE							
	QTY. METRIC (NO) QUANT. METRIQUE (NOMB)	6,595,199	8,758,024	12,532,391	14,609,991	30		
	QTY. IMPERIAL (NO) QUANT. IMPERIALE (NOMB)	6,595,199	8,758,024	12,532,391	14,609,991	30		
	VALUE (\$000) VALEUR (\$000)	5,103	5,603	7,254	7,313	13	UNITED STATES ETATS-UNIS	88
63920	CRYSTALS, MOUNTED, AND HOLDERS CRISTAUX INSTALLES ET SUPPORTS							
	VALUE (\$000) VALEUR (\$000)	3,574	3,100	4,203	4,136	5	UNITED STATES ETATS-UNIS	85
63920-20	CRYSTALS, RADIO FREQUENCY, MOUNTED CRISTAUX, FREQUENCE RADIO, MONTES							
	QTY. METRIC (NO) QUANT. METRIQUE (NOMB)	1,601,675	1,419,027	2,110,054	1,550,227	-1		
	QTY. IMPERIAL (NO) QUANT. IMPERIALE (NOMB)	1,601,675	1,419,027	2,110,054	1,550,227	-1		
	VALUE (\$000) VALEUR (\$000)	3,216	2,818	3,875	3,990	7	UNITED STATES ETATS-UNIS	85

## IMPORT DATA TRENDS - TENDANCES DES DONNEES SUR L'IMPORTATION

## SECTION 3 - END PRODUCTS, INEDIBLE

## SECTION 3 - PRODUITS FINIS, NON COMESTIBLES

CODE	COMMODITY MARCHANDISE	1982	1983	1984	AVE. ANNUAL GROWTH RATE (%) 1982-1985 TAUX DE CROISSANCE ANNUEL MOYEN		MAJOR COUNTRY OF EXPDRT - SHARE OF IMPDRT MARKET (%) 1985 PAYS EXPDRTATEUR PRINCIPAL - PART DU MARCHE DES IMPORTATIONS		
					1985	ANNUEL MOYEN			
63923	TRANSFORMERS, ELECTRONIC TYPE & PTS TRANSFORMATEURS ELECTRONIQUES & PCS								
	VALUE (\$000) VALEUR (\$000)	33,482	34,749	47,027	37,620	4	UNITED STATES ETATS-UNIS	73	
63923-20	TRANSFORMERS, ELECTRONIC TYPE TRANSFORMATEUR, ELECTRONIQUE								
	QTY. METRIC (NO) QUANT. METRIQUE (NOMB)	5,052,674	9,448,869	11,353,174	12,202,625	34			
	QTY. IMPERIAL (NO) QUANT. IMPERIALE (NOMB)	5,052,674	9,448,869	11,353,174	12,202,625	34			
	VALUE (\$000) VALEUR (\$000)	19,670	22,770	29,639	26,320	10	UNITED STATES ETATS-UNIS	77	
63923-88	TRANSFORMERS, ELECTRONIC TYPE, PARTS OF NES TRANSFORMATEUR, PCS DE TYPE ELECTRONIQUE NOA								
	VALUE (\$000) VALEUR (\$000)	13,812	11,979	17,388	11,299	-6	UNITED STATES ETATS-UNIS	65	
63924	INDUCTORS & COILS ELECTRONIC & PTS INDUCTEURS & BOBINES ELECTRON. PCS								
	VALUE (\$000) VALEUR (\$000)	8,512	10,132	13,035	11,820	11	UNITED STATES ETATS-UNIS	45	
63924-20	COILS AND INDUCTORS, ELECTRONIC BOBINE ET INDUCTEUR ELECTRONIQUES								
	VALUE (\$000) VALEUR (\$000)	7,494	8,440	10,926	10,774	13	UNITED STATES ETATS-UNIS	43	
63930	POWER SUPPL UNITS & PTS, PACKS ELEC APP. SOURCE D'ALIMENTATION PCS ELEC								
	VALUE (\$000) VALEUR (\$000)	11,361	12,125	17,898	18,504	17	UNITED STATES ETATS-UNIS	74	
63930-20	POWER SUPPLY, COMMUNICATION EQUIPMENT BLOC D'ALIMENTATION, MATERIEL DE COMMUNICATIONS								
	QTY. METRIC (NO) QUANT. METRIQUE (NOMB)	34,661	63,041	80,702	107,164	45			
	QTY. IMPERIAL (NO) QUANT. IMPERIALE (NOMB)	34,661	63,041	80,702	107,164	45			
	VALUE (\$000) VALEUR (\$000)	4,140	4,409	9,524	10,541	36	UNITED STATES ETATS-UNIS	86	
63930-40	POWER SUPPLY, PRECISION/LABORATORY BLOC D'ALIMENTATION DE PRECISION, GENRE LABORATOIRE								
	QTY. METRIC (NO) QUANT. METRIQUE (NOMB)	10,278	7,325	5,662	6,994	-12			
	QTY. IMPERIAL (NO) QUANT. IMPERIALE (NOMB)	10,278	7,325	5,662	6,994	-12			
	VALUE (\$000) VALEUR (\$000)	4,089	2,818	2,678	3,199	-8	UNITED STATES ETATS-UNIS	92	
63940	MICROPHONES AND PARTS MICROPHONES ET PIECES								
	VALUE (\$000) VALEUR (\$000)	7,003	7,972	10,554	10,548	15	UNITED STATES ETATS-UNIS	59	
63940-20	MICROPHONES MICROPHONE								
	QTY. METRIC (NO) QUANT. METRIQUE (NOMB)	409,819	476,716	992,229	1,175,276	42			
	QTY. IMPERIAL (NO) QUANT. IMPERIALE (NOMB)	409,819	476,716	992,229	1,175,276	42			
	VALUE (\$000) VALEUR (\$000)	5,357	5,995	8,137	8,142	15	UNITED STATES ETATS-UNIS	59	

SEE EXPLANATORY NOTES / VOIR NOTES EXPLICATIVES

## IMPORT DATA TRENDS - TENDANCES DES DONNEES SUR L'IMPORTATION

## SECTION 3 - END PRODUCTS, INEDIBLE

## SECTION 3 - PRODUITS FINIS, NON COMESTIBLES

CODE	COMMODITY MARCHANDISE	1982	1983	1984	AVE. ANNUAL GROWTH RATE (%) 1982-1985		MAJOR COUNTRY OF EXPORT - SHARE OF IMPORT MARKET (%) 1985	
					1985 ANNUEL MOYEN	TALX DE CROISSANCE	PAYS EXPORTATEUR PRINCIPAL - PART DU MARCHE DES IMPORTATIONS	
63945	SPEAKERS, ELECTRONIC COMMUNIC & PTS HAUT-PARLEURS COMMUNIC ELECTRON PCS							
	VALUE (\$000) VALEUR (\$000)	65,136	75,007	98,085	98,265	15	UNITED STATES ETATS-UNIS	61
63945-30	LOUDSPEAKERS, WITH ENCLOSURES HAUT-PARLEUR, AVEC CABINET							
	QTY. METRIC (NO) QUANT. METRIQUE (NOMB)	647,771	720,264	1,144,511	1,048,800	17		
	QTY. IMPERIAL (NO) QUANT. IMPERIALE (NOMB)	647,771	720,264	1,144,511	1,048,800	17		
63945-88	LOUDSPEAKERS, PARTS OF, INCLUDING ENCLOSURES PIECES DE HAUT-PARLEUR, Y COMPRIS CABINET							
	VALUE (\$000) VALEUR (\$000)	17,452	19,397	23,941	25,026	13	UNITED STATES ETATS-UNIS	37
	VALUE (\$000) VALEUR (\$000)	7,745	9,546	13,185	12,342	17	UNITED STATES ETATS-UNIS	72
63950	TUNERS SYNTONISATEURS							
63950-20	TUNERS, DOMESTIC RADIO TYPE SYNTONISATEUR, RADIO DOMESTIQUE							
	VALUE (\$000) VALEUR (\$000)	18,553	18,247	21,274	15,608	-6	JAPAN JAPON	44
	QTY. METRIC (NO) QUANT. METRIQUE (NOMB)	84,382	109,345	137,913	125,196	14		
	QTY. IMPERIAL (NO) QUANT. IMPERIALE (NOMB)	84,382	109,345	137,913	125,196	14		
63950-30	TUNERS, TV RECEIVER TYPE SYNTONISATEUR, TELEVISEUR							
	VALUE (\$000) VALEUR (\$000)	5,529	7,346	8,910	7,509	11	JAPAN JAPON	69
	QTY. METRIC (NO) QUANT. METRIQUE (NOMB)	222,867	315,153	469,327	265,888	6		
	QTY. IMPERIAL (NO) QUANT. IMPERIALE (NOMB)	222,867	315,153	469,327	265,888	6		
	VALUE (\$000) VALEUR (\$000)	9,188	9,286	10,487	6,662	-10	TAIWAN TAIWAN	69
63955	PRINTED CIRCUIT BOARDS PANNEAUX DE CIRCUITS IMPRIMES							
63955-29	PRINTED CIRCUIT BOARDS NES, W/D COMPONENTS PANNEAU DE CIRCUITS IMPRIMES, NDA SANS ELEMENT							
	VALUE (\$000) VALEUR (\$000)	41,251	36,534	45,530	38,730	-2	UNITED STATES ETATS-UNIS	77
63955-39	PRINTED CIRCUIT BOARDS NES, W/COMPONENTS PANNEAU DE CIRCUITS IMPRIMES, NDA MONTE							
	VALUE (\$000) VALEUR (\$000)	17,811	10,351	13,269	12,273	-12	UNITED STATES ETATS-UNIS	78
	VALUE (\$000) VALEUR (\$000)	23,440	26,183	32,261	26,456	4	UNITED STATES ETATS-UNIS	77
63960	TV, RADIO & PHONOGRAPH SET CHASSIS CHASSIS POUR TV, RADIOS ET PHONDS							
63960-30	CHASSIS, TV RECEIVER WITH COMPONENTS CHASSIS DE TELEVISEUR, AVEC ELEMENTS							
	VALUE (\$000) VALEUR (\$000)	57,736	71,074	78,155	75,213	9	MEXICO MEXIQUE	50
	QTY. METRIC (NO) QUANT. METRIQUE (NOMB)	450,732	716,784	757,237	768,521	19		

SEE EXPLANATORY NOTES / VOIR NOTES EXPLICATIVES

## IMPORT DATA TRENDS - TENDANCES DES DONNEES SUR L'IMPORTATION

## SECTION 3 - END PRODUCTS, INEDIBLE

## SECTION 3 - PRODUITS FINIS, NON COMESTIBLES

CODE	COMMODITY MARCHANDISE	1982	1983	1984	AVE. ANNUAL GROWTH RATE (%) 1982-1985 TAUX DE CROISSANCE 1985 ANNUEL MOYEN		MAJOR COUNTRY OF EXPORT - SHARE OF IMPORT MARKET (%) 1985 PAYS EXPORTATEUR PRINCIPAL - PART DU MARCHE DES IMPORTATIONS	
63960-30	CHASSIS, TV RECEIVER WITH COMPONENTS CHASSIS DE TELEVISEUR, AVEC ELEMENTS			(CONT-D) (SUITE)				
	QTY. IMPERIAL (NO) QUANT. IMPERIALE (NOMB)	450,732	716,784	757,237	768,521	19		
	VALUE (\$000) VALEUR (\$000)	53,398	70,661	77,748	74,789	12	MEXICO MEXIQUE	50
63992	PTS OF PHONOGRAPH RECORD PLAYER NES PIECES DE TOURNE-DISQUES N D A							
	VALUE (\$000) VALEUR (\$000)	23,837	31,219	34,811	34,452	13	JAPAN JAPON	75
63992-20	RECORD CHANGERS AND TURNTABLES, PHONOGRAPH CHANGEUR DE DISQUES ET PLATEAU, PHONOGRAPHE							
	QTY. METRIC (NO) QUANT. METRIQUE (NOMB)	228,391	354,710	363,523	340,757	14		
	QTY. IMPERIAL (NO) QUANT. IMPERIALE (NOMB)	228,391	354,710	363,523	340,757	14		
	VALUE (\$000) VALEUR (\$000)	16,423	24,135	27,938	28,405	20	JAPAN JAPON	85
63994	PARTS OF TAPE PLAYER & RECORDER NES PIECES DE MAGNETOPHONE, ETC. N D A							
	VALUE (\$000) VALEUR (\$000)	17,436	12,727	15,692	15,211	-4	JAPAN JAPON	40
63999	ELECTRONIC EQUIPMENT COMPONENTS NES ELEMENT MATERIEL ELECTRONIQUE N D A							
	VALUE (\$000) VALEUR (\$000)	296,547	281,999	364,529	360,449	7	UNITED STATES ETATS-UNIS	74
63999-20	CONNECTORS, ELECTRONIC EQUIPMENT CONNECTEUR ELECTRONIQUE							
	VALUE (\$000) VALEUR (\$000)	31,917	33,841	46,044	42,877	10	UNITED STATES ETATS-UNIS	90
63999-30	RELAYS, ELECTRONIC RELAIS ELECTRONIQUE							
	QTY. METRIC (NO) QUANT. METRIQUE (NOMB)	4,446,389	4,977,765	8,655,683	10,306,215	32		
	QTY. IMPERIAL (NO) QUANT. IMPERIALE (NOMB)	4,446,389	4,977,765	8,655,683	10,306,215	32		
	VALUE (\$000) VALEUR (\$000)	13,629	13,301	20,639	23,146	19	UNITED STATES ETATS-UNIS	73
63999-60	FILTERS, ELECTRONIC, RADIO FREQUENCY FILTRE ELECTRONIQUE, A FREQUENCES RADIOELECTRIQUES							
	QTY. METRIC (NO) QUANT. METRIQUE (NOMB)	226,531	748,961	865,904	1,130,642	70		
	QTY. IMPERIAL (NO) QUANT. IMPERIALE (NOMB)	226,531	748,961	865,904	1,130,642	70		
	VALUE (\$000) VALEUR (\$000)	3,317	4,228	7,245	5,325	17	UNITED STATES ETATS-UNIS	93
63999-88	ELECTRONIC EQUIPMENT COMPONENTS, PARTS OF NES PIECES D'APPAREILS ELECTRONIQUES, NDA							
	VALUE (\$000) VALEUR (\$000)	50,475	59,117	83,884	74,503	14	UNITED STATES ETATS-UNIS	72
65129	HEATING BOILERS STEAM GEN UNITS NES CHAUDIERES GENERATEURS A VAPEUR NDA							
	QTY. METRIC (NO) QUANT. METRIQUE (NOMB)	4,096	3,774	2,872	4,867	6		

SEE EXPLANATORY NOTES / VOIR NOTES EXPLICATIVES



## IMPORT DATA TRENDS - TENDANCES DES DONNEES SUR L'IMPORTATION

## SECTION 3 - END PRODUCTS, INEDIBLE

## SECTION 3 - PRODUITS FINIS, NON COMESTIBLES

CODE	COMMODITY MARCHANDISE	1982	1983	1984	AVE. ANNUAL GROWTH RATE (%) 1982-1985 TAUX DE CROISSANCE ANNUEL MOYEN		MAJOR COUNTRY OF EXPORT - SHARE OF IMPORT MARKET (%) 1985 PAYS EXPORTATEUR PRINCIPAL - PART DU MARCHE DES IMPORTATIONS		
					1985	ANNUEL MOYEN			
65129	HEATING BOILERS STEAM GEN UNITS NES CHAUDIERES GENERATEURS A VAPEUR NDA			(CONT-D) (SUITE)					
	QTY. IMPERIAL (NO) QUANT. IMPERIALE (NOMB)	4,096	3,774	2,872	4,867	6			
	VALUE (\$000) VALEUR (\$000)	4,276	4,067	4,242	4,621	3	UNITED STATES ETATS-UNIS	74	
65149	PARTS OF HEATING BOILERS PIECES DE CHAUDIERES, GENERATEURS								
	VALUE (\$000) VALEUR (\$000)	4,852	5,791	5,971	6,628	11	UNITED STATES ETATS-UNIS	84	
65149-29	HEATING BOILERS, PARTS OF, NES PIECES DE CHAUDIERES DE CHAUFFAGE, NDA								
	VALUE (\$000) VALEUR (\$000)	3,984	5,076	4,621	5,620	12	UNITED STATES ETATS-UNIS	84	
65199	HEATING EQUIP, HOT WATER, & PTS NES APP DE CHAUFFAGE EAU CHAUDE PCS NDA								
	VALUE (\$000) VALEUR (\$000)	2,601	2,943	1,650	1,505	-16	UNITED STATES ETATS-UNIS	93	
65212	FURNACES, WARM AIR, GAS BURNING CALORIFERES A AIR CHAUD, A GAZ								
	QTY. METRIC (NO) QUANT. METRIQUE (NOMB)	15,101	17,522	28,908	37,976	35			
	QTY. IMPERIAL (NO) QUANT. IMPERIALE (NOMB)	15,101	17,522	28,908	37,976	35			
	VALUE (\$000) VALEUR (\$000)	6,339	5,677	10,246	16,291	37	UNITED STATES ETATS-UNIS	99	
65215	FURNACES, WARM AIR N E S CALORIFERES A AIR CHAUD N D A								
	QTY. METRIC (NO) QUANT. METRIQUE (NOMB)	7,095	7,957	8,112	11,017	16			
	QTY. IMPERIAL (NO) QUANT. IMPERIALE (NOMB)	7,095	7,957	8,112	11,017	16			
	VALUE (\$000) VALEUR (\$000)	1,779	1,721	2,263	2,567	13	UNITED STATES ETATS-UNIS	100	
65249	HEATING EQUIP., WARM AIR, & PTS NES APP DE CHAUFFAGE AIR CHAUD, PCS NDA								
	VALUE (\$000) VALEUR (\$000)	3,034	4,294	7,574	8,790	42	UNITED STATES ETATS-UNIS	97	
65249-88	HEATING EQUIPMENT, WARM AIR, NES PTS & ACCESS PIECES ET ACCESSOIRES DE CHAUFFAGE A AIR CHAUD, NDA								
	VALUE (\$000) VALEUR (\$000)	2,563	3,658	6,937	8,284	47	UNITED STATES ETATS-UNIS	99	
65324	HEATING STOVES & SPACE HEATERS, OIL PDELES CHAUFFAGE & RADIATEURS HUILE								
	QTY. METRIC (NO) QUANT. METRIQUE (NOMB)	44,955	16,435	2,824	3,173	-58			
	QTY. IMPERIAL (NO) QUANT. IMPERIALE (NOMB)	44,955	16,435	2,824	3,173	-58			
	VALUE (\$000) VALEUR (\$000)	2,785	994	193	341	-50	UNITED STATES ETATS-UNIS	78	

## IMPORT DATA TRENDS - TENDANCES DES DONNEES SUR L'IMPORTATION

## SECTION 3 - END PRODUCTS, INEDIBLE

## SECTION 3 - PRODUITS FINIS, NON COMESTIBLES

CODE	COMMODITY MARCHANDISE	1982	1983	1984	AVE. ANNUAL GROWTH RATE (%) 1982-1985 TAUX DE CROISSANCE ANNUEL MOYEN		MAJOR COUNTRY OF EXPORT - SHARE OF IMPORT MARKET (%) 1985 PAYS EXPORTATEUR PRINCIPAL - PART DU MARCHE DES IMPORTATIONS	
					1985	ANNUEL MOYEN		
65329	HEATING STOVES & SPACE HEATERS NES POELES DE CHAUFFAGE, RADIATEURS NDA							
	QTY. METRIC (NO) QUANT. METRIQUE (NOMB)	410,717	215,030	66,955	133,458	-31		
	QTY. IMPERIAL (NO) QUANT. IMPERIALE (NOMB)	410,717	215,030	66,955	133,458	-31		
	VALUE (\$000) VALEUR (\$000)	31,292	17,554	7,095	9,770	-32	UNITED STATES ETATS-UNIS	41
65329-50	STOVES, HEATING, SOLID FUEL POELES DE CHAUFFAGE A COMBUSTIBLE SOLIDE							
	QTY. METRIC (NO) QUANT. METRIQUE (NOMB)	21,962	16,295	10,984	12,228	-17		
	QTY. IMPERIAL (NO) QUANT. IMPERIALE (NOMB)	21,962	16,295	10,984	12,228	-17		
	VALUE (\$000) VALEUR (\$000)	5,118	5,149	3,875	4,626	-3	UNITED STATES ETATS-UNIS	63
65331	AIR HEATERS, ELECTRIC, PORTABLE RECHAUFFEURS D'AIR, ELECT. MOBILES							
	QTY. METRIC (NO) QUANT. METRIQUE (NOMB)	22,725	55,326	64,348	145,452	85		
	QTY. IMPERIAL (NO) QUANT. IMPERIALE (NOMB)	22,725	55,326	64,348	145,452	85		
	VALUE (\$000) VALEUR (\$000)	857	1,881	1,765	3,274	56	UNITED STATES ETATS-UNIS	34
65339	UNIT HEATERS RADIATEURS							
	QTY. METRIC (NO) QUANT. METRIQUE (NOMB)	4,794	6,108	9,062	8,023	18		
	QTY. IMPERIAL (NO) QUANT. IMPERIALE (NOMB)	4,794	6,108	9,062	8,023	18		
	VALUE (\$000) VALEUR (\$000)	1,548	2,715	2,516	3,352	29	UNITED STATES ETATS-UNIS	88
65353	WATER TANK HEATERS, GAS CHAUFFE-EAU A GAZ							
	QTY. METRIC (NO) QUANT. METRIQUE (NOMB)	4,814	8,500	11,119	15,644	48		
	QTY. IMPERIAL (NO) QUANT. IMPERIALE (NOMB)	4,814	8,500	11,119	15,644	48		
	VALUE (\$000) VALEUR (\$000)	1,340	2,122	2,407	4,280	47	UNITED STATES ETATS-UNIS	100
65353-20	HEATERS, WATER TANK, GAS, AUTO, INCL TANK CHAUFFE-EAU A GAZ, AUTOMATIQUES, RESERVOIR INCLUS							
	QTY. METRIC (NO) QUANT. METRIQUE (NOMB)	4,080	6,001	7,497	11,681	41		
	QTY. IMPERIAL (NO) QUANT. IMPERIALE (NOMB)	4,080	6,001	7,497	11,681	41		
	VALUE (\$000) VALEUR (\$000)	1,252	1,849	1,938	3,706	43	UNITED STATES ETATS-UNIS	100
65369	WATER TANK HEATERS, ELECTRIC CHAUFFE-EAU ELECTRIQUES							
	QTY. METRIC (NO) QUANT. METRIQUE (NOMB)	8,718	10,940	3,157	6,581	-9		

SEE EXPLANATORY NOTES / VOIR NOTES EXPLICATIVES

## IMPORT DATA TRENDS - TENDANCES DES DONNEES SUR L'IMPORTATION

## SECTION 3 - END PRODUCTS, INEDIBLE

## SECTION 3 - PRODUITS FINIS, NON COMESTIBLES

CODE	COMMODITY MARCHANDISE	1982	1983	1984	AVE. ANNUAL GROWTH RATE (%) 1982-1985 TAUX DE CROISSANCE 1985 ANNUEL MOYEN		MAJOR COUNTRY OF EXPORT - SHARE OF IMPORT MARKET (%) 1985 PAYS EXPORTATEUR PRINCIPAL - PART DU MARCHE DES IMPORTATIONS	
65369	WATER TANK HEATERS, ELECTRIC CHAUFFE-EAU ELECTRIQUES			(CONT-D) (SUITE)				
	QTY. IMPERIAL (NO) QUANT. IMPERIALE (NOMB)	8,718	10,940	3,157	6,581	-9		
	VALUE (\$000) VALEUR (\$000)	551	588	783	1,363	35	UNITED STATES ETATS-UNIS	100
65371	WATER HEATERS N E S CHAUFFE-EAU N D A							
	QTY. METRIC (NO) QUANT. METRIQUE (NOMB)	136,741	208,233	137,629	138,723	0		
	QTY. IMPERIAL (NO) QUANT. IMPERIALE (NOMB)	136,741	208,233	137,629	138,723	0		
	VALUE (\$000) VALEUR (\$000)	3,661	4,550	3,024	3,158	-5	UNITED STATES ETATS-UNIS	85
65389	HEATING EQUIPMENT N E S APPAREILS DE CHAUFFAGE N D A							
	QTY. METRIC (NO) QUANT. METRIQUE (NOMB)	83,191	78,776	93,465	81,099	-1		
	QTY. IMPERIAL (NO) QUANT. IMPERIALE (NOMB)	83,191	78,776	93,465	81,099	-1		
	VALUE (\$000) VALEUR (\$000)	3,772	4,215	3,941	3,719	0	UNITED STATES ETATS-UNIS	73
65392	HOT WATER STORAGE TANKS RESERVOIRS A EAU CHAUDE							
	QTY. METRIC (NO) QUANT. METRIQUE (NOMB)	1,336	3,795	2,385	8,705	86		
	QTY. IMPERIAL (NO) QUANT. IMPERIALE (NOMB)	1,336	3,795	2,385	8,705	86		
	VALUE (\$000) VALEUR (\$000)	200	851	697	860	62	UNITED STATES ETATS-UNIS	98
65394	PARTS OF WATER HEATERS N E S PIECES DE CHAUFFE-EAU N D A							
	VALUE (\$000) VALEUR (\$000)	4,677	6,640	7,372	8,913	24	UNITED STATES ETATS-UNIS	98
65399	PARTS OF HEATING EQUIPMENT N E S PIECES D'APPAREILS DE CHAUFFAGE NDA							
	VALUE (\$000) VALEUR (\$000)	11,717	13,557	14,978	17,808	15	UNITED STATES ETATS-UNIS	84
65399-39	HEATERS, AIR, ELECTRIC, PARTS OF NES PIECES DE RECHAUFFEURS D'AIR ELECTRIQUES, NDA							
	VALUE (\$000) VALEUR (\$000)	2,648	1,382	1,335	3,159	6	UNITED STATES ETATS-UNIS	94
65430	OIL BURNERS, HEATING TYPE BRULEURS A PETROLE POUR CHAUFFAGE							
	QTY. METRIC (NO) QUANT. METRIQUE (NOMB)	9,536	3,136	14,455	11,738	7		
	QTY. IMPERIAL (NO) QUANT. IMPERIALE (NOMB)	9,536	3,136	14,455	11,738	7		
	VALUE (\$000) VALEUR (\$000)	928	380	1,468	1,151	7	ITALY ITALIE	72

SEE EXPLANATORY NOTES / VDIR NOTES EXPLICATIVES

## IMPORT DATA TRENDS - TENDANCES DES DONNEES SUR L'IMPORTATION

## SECTION 3 - END PRODUCTS, INEDIBLE

## SECTION 3 - PRODUITS FINIS, NON COMESTIBLES

CODE	COMMODITY MARCHANDISE	1982	1983	1984	AVE. ANNUAL GROWTH RATE (%) 1982-1985 TAUX DE CROISSANCE ANNUEL MOYEN		MAJOR COUNTRY OF EXPORT - SHARE OF IMPORT MARKET (%) 1985 PAYS EXPORTATEUR PRINCIPAL - PART DU MARCHE DES IMPORTATIONS		
					1985	ANNUAL MOYEN			
65432	PARTS OF HEATING TYPE OIL BURNERS PIECES DE BRULEURS A PETROLE								
	VALUE (\$000) VALEUR (\$000)	2,826	2,457	4,522	4,701	18	UNITED STATES ETATS-UNIS	52	
65436	GAS BURNERS, HEATING TYPE AND PARTS BRULEURS AU GAZ POUR CHAUFFAGE, PCS								
	QTY. METRIC (NO) QUANT. METRIQUE (NOMB)	3,592	3,073	5,491	4,393	7			
	QTY. IMPERIAL (NO) QUANT. IMPERIALE (NOMB)	3,592	3,073	5,491	4,393	7			
	VALUE (\$000) VALEUR (\$000)	2,547	2,610	4,172	5,506	29	UNITED STATES ETATS-UNIS	97	
65436-88	GAS BURNERS, HEATING TYPE, PARTS OF NES PIECES DE BRULEURS A GAZ DE CHAUFFAGE, NDA								
	VALUE (\$000) VALEUR (\$000)	1,732	1,871	3,267	4,921	41	UNITED STATES ETATS-UNIS	98	
65449	FUEL BURNING EQUIPMENT & PARTS NES BRULEURS A COMBUSTIBLES ET PCS, NDA								
	VALUE (\$000) VALEUR (\$000)	2,474	2,043	3,848	2,415	-1	UNITED STATES ETATS-UNIS	98	
65506	AIR CONDITIONING UNITS, ROOM SIZE APPAREILS LOCAUX DE CLIMATISATION								
	QTY. METRIC (NO) QUANT. METRIQUE (NOMB)	6,551	3,121	8,633	23,306	52			
	QTY. IMPERIAL (NO) QUANT. IMPERIALE (NOMB)	6,551	3,121	8,633	23,306	52			
	VALUE (\$000) VALEUR (\$000)	3,203	1,166	3,269	7,651	33	BRAZIL BRESIL	57	
65506-30	AIR CONDITIONERS, W/W, 8000-15999 BTU CLIMATISEUR DE FENETRE 8000 A 15999 BTU INCLUS								
	QTY. METRIC (NO) QUANT. METRIQUE (NOMB)	894	567	1,360	10,937	128			
	QTY. IMPERIAL (NO) QUANT. IMPERIALE (NOMB)	894	567	1,360	10,937	128			
	VALUE (\$000) VALEUR (\$000)	297	200	881	3,595	128	BRAZIL BRESIL	60	
65519	AIR CONDITIONING UNITS N E S APPAREILS DE CLIMATISATION AIR NDA								
	QTY. METRIC (NO) QUANT. METRIQUE (NOMB)	44,557	46,748	66,825	57,594	9			
	QTY. IMPERIAL (NO) QUANT. IMPERIALE (NOMB)	44,557	46,748	66,825	57,594	9			
	VALUE (\$000) VALEUR (\$000)	45,933	47,993	71,412	71,141	16	UNITED STATES ETATS-UNIS	99	
65519-20	AIR CONDITIONERS, HEAT PUMP, SELF CONTAINED CLIMATISEUR, POMPE A CHALEUR, AUTONOME								
	QTY. METRIC (NO) QUANT. METRIQUE (NOMB)	16,075	19,637	24,300	16,973	2			
	QTY. IMPERIAL (NO) QUANT. IMPERIALE (NOMB)	16,075	19,637	24,300	16,973	2			
	VALUE (\$000) VALEUR (\$000)	11,984	14,590	19,492	15,928	10	UNITED STATES ETATS-UNIS	98	

SEE EXPLANATORY NOTES / VOIR NOTES EXPLICATIVES

## IMPORT DATA TRENDS - TENDANCES DES DONNEES SUR L'IMPORTATION

## SECTION 3 - END PRODUCTS, INEDIBLE

## SECTION 3 - PRODUITS FINIS, NON COMESTIBLES

CODE	COMMODITY MARCHANDISE	1982	1983	1984	AVE. ANNUAL GROWTH RATE (%) 1982-1985 TAUX DE CROISSANCE 1985 ANNUEL MOYEN		MAJOR COUNTRY OF EXPORT - SHARE OF IMPORT MARKET (%) 1985 PAYS EXPORTATEUR PRINCIPAL - PART DU MARCHE DES IMPORTATIONS	
65519-30	AIR CONDITIONERS, COMB HEATING AND COOLING CLIMATISEUR, AIR CHAUD ET AIR FROID							
	QTY. METRIC (NO) QUANT. METRIQUE (NOMB)	4,404	5,907	9,231	13,368	44		
	QTY. IMPERIAL (NO) QUANT. IMPERIALE (NOMB)	4,404	5,907	9,231	13,368	44		
	VALUE (\$000) VALEUR (\$000)	9,426	13,529	22,383	24,208	37	UNITED STATES ETATS-UNIS	100
65519-70	AIR CONDITIONERS, UNITARY CLIMATISEUR CENTRAL							
	QTY. METRIC (NO) QUANT. METRIQUE (NOMB)	1,189	1,794	4,149	7,606	85		
	QTY. IMPERIAL (NO) QUANT. IMPERIALE (NOMB)	1,189	1,794	4,149	7,606	85		
	VALUE (\$000) VALEUR (\$000)	2,615	2,190	3,441	6,812	37	UNITED STATES ETATS-UNIS	100
65528	PARTS OF AIR CONDITIONING UNITS PIECES D'APPAREILS DE CLIMATISATION							
	VALUE (\$000) VALEUR (\$000)	31,321	30,968	47,332	44,817	13	UNITED STATES ETATS-UNIS	99
65528-20	COILS, AIR CONDITIONING SERPENTIN DE CLIMATISATION							
	VALUE (\$000) VALEUR (\$000)	3,488	3,588	8,946	6,859	25	UNITED STATES ETATS-UNIS	100
65529	HUMIDIFIERS, DEHUMIDIFIERS & PARTS HUMIDIFICATEURS, DESHYDR. & PIECES							
	QTY. METRIC (NO) QUANT. METRIQUE (NOMB)	3,543	31,829	71,875	111,505	212		
	QTY. IMPERIAL (NO) QUANT. IMPERIALE (NOMB)	3,543	31,829	71,875	111,505	212		
	VALUE (\$000) VALEUR (\$000)	4,379	5,598	8,468	14,029	47	UNITED STATES ETATS-UNIS	52
65529-30	HUMIDIFIERS, SELF-CONTAINED HUMIDIFICATEUR AUTONOMES							
	QTY. METRIC (NO) QUANT. METRIQUE (NOMB)	3,239	31,150	68,573	111,209	221		
	QTY. IMPERIAL (NO) QUANT. IMPERIALE (NOMB)	3,239	31,150	68,573	111,209	221		
	VALUE (\$000) VALEUR (\$000)	1,103	2,311	3,822	5,432	69	UNITED STATES ETATS-UNIS	50
65529-38	HUMIDIFIERS, SELF-CONTAINED, PARTS OF, NES PIECES D'HUMIDIFICATEUR AUTONOME, NDA							
	VALUE (\$000) VALEUR (\$000)	1,907	2,219	2,784	5,799	44	KOREA, SOUTH COREE DU SUD	46
65541	REFRIGERATORS HHOLD SIZE ELECTRIC REFRIGERATEURS ELECTRIQUES MENAGERS							
	QTY. METRIC (NO) QUANT. METRIQUE (NOMB)	56,277	55,802	83,980	79,065	12		
	QTY. IMPERIAL (NO) QUANT. IMPERIALE (NOMB)	56,277	55,802	83,980	79,065	12		
	VALUE (\$000) VALEUR (\$000)	12,762	15,288	22,320	22,439	21	UNITED STATES ETATS-UNIS	72

## IMPORT DATA TRENDS - TENDANCES DES DONNEES SUR L'IMPORTATION

## SECTION 3 - END PRODUCTS, INEDIBLE

## SECTION 3 - PRODUITS FINIS, NON COMESTIBLES

CODE	COMMODITY MARCHANDISE	1982	1983	1984	AVE. ANNUAL GRWTH RATE (%) 1982-1985 TAUX DE CROISSANCE ANNUEL MOYEN		MAJOR COUNTRY OF EXPORT - SHARE OF IMPORT MARKET (%) 1985 PAYS EXPORTATEUR PRINCIPAL - PART DU MARCHE DES IMPORTATIONS	
					1985	ANNUEL MOYEN		
65541-20	REFRIGERATORS, DOM, ELEC, UNDER 6.5 CUFT REFRIGERATEUR MEN ELEC, MDINS DE 6.5 PI CU							
	QTY. METRIC (NO) QUANT. METRIQUE (NOMB)	35,615	36,537	44,566	48,731	11		
	QTY. IMPERIAL (NO) QUANT. IMPERIALE (NOMB)	35,615	36,537	44,566	48,731	11		
	VALUE (\$000) VALEUR (\$000)	3,754	3,703	5,686	5,264	12	KOREA, SOUTH COREE DU SUD	42
65541-50	REFRIGERATORS, DOM, ELEC, 13.5 CUFT AND OVER REFRIGERATEUR MEN ELEC, 13.5 PI CU & PLUS							
	QTY. METRIC (NO) QUANT. METRIQUE (NOMB)	7,237	12,109	12,559	17,130	33		
	QTY. IMPERIAL (NO) QUANT. IMPERIALE (NOMB)	7,237	12,109	12,559	17,130	33		
	VALUE (\$000) VALEUR (\$000)	6,742	10,011	12,291	15,182	31	UNITED STATES ETATS-UNIS	99
65543	REFRIGERATORS HOUSEHOLD SIZE N E S REFRIGERATEURS MENAGERS, MECAN. NDA							
	QTY. METRIC (NO) QUANT. METRIQUE (NOMB)	8,784	11,866	19,913	21,746	35		
	QTY. IMPERIAL (NO) QUANT. IMPERIALE (NOMB)	8,784	11,866	19,913	21,746	35		
	VALUE (\$000) VALEUR (\$000)	1,926	3,687	6,379	7,534	57	SWEDEN SUEDE	59
65543-30	REFRIGERATORS, DOM, ELECTRIC/GAS COMBINATION REFRIGERATEUR MEN COMB, ELECTRIQUE ET AU GAZ							
	QTY. METRIC (NO) QUANT. METRIQUE (NOMB)	7,257	10,276	18,974	20,100	40		
	QTY. IMPERIAL (NO) QUANT. IMPERIALE (NOMB)	7,257	10,276	18,974	20,100	40		
	VALUE (\$000) VALEUR (\$000)	1,456	3,079	6,106	6,933	67	SWEDEN SUEDE	64
65545	FREEZERS, HOUSEHOLD SIZE CONGELATEURS MENAGERS							
	QTY. METRIC (NO) QUANT. METRIQUE (NOMB)	2,148	410	524	2,290	2		
	QTY. IMPERIAL (NO) QUANT. IMPERIALE (NOMB)	2,148	410	524	2,290	2		
	VALUE (\$000) VALEUR (\$000)	382	187	153	407	2	UNITED STATES ETATS-UNIS	94
65549	PTS OF REFRIG & FREEZER, HHOLD SIZE PCS DE REFRIG. ET CONGEL. MENAGERS							
	VALUE (\$000) VALEUR (\$000)	5,392	7,509	8,472	10,718	25	UNITED STATES ETATS-UNIS	86
65554	FROZEN FOOD CABINETS, COMMERCIAL ARMOIRES A ALIMENTS CONGELES, COMM.							
	QTY. METRIC (NO) QUANT. METRIQUE (NOMB)	969	1,520	5,698	2,032	28		
	QTY. IMPERIAL (NO) QUANT. IMPERIALE (NOMB)	969	1,520	5,698	2,032	28		
	VALUE (\$000) VALEUR (\$000)	1,576	1,552	15,118	2,441	16	UNITED STATES ETATS-UNIS	88

SEE EXPLANATORY NOTES / VOIR NOTES EXPLICATIVES

## IMPORT DATA TRENDS - TENDANCES DES DONNEES SUR L'IMPORTATION

## SECTION 3 - END PRODUCTS, INEDIBLE

## SECTION 3 - PRODUITS FINIS, NON COMESTIBLES

CODE	COMMODITY MARCHANDISE		1982	1983	1984	AVE. ANNUAL GROWTH RATE (%) 1982-1985 TAUX DE CROISSANCE ANNUEL MOYEN		MAJOR COUNTRY OF EXPORT - SHARE OF IMPORT MARKET (%) 1985 PAYS EXPORTATEUR PRINCIPAL - PART DU MARCHE DES IMPORTATIONS	
						1985	ANNUEL MOYEN		
65566	ICE MAKERS MACHINES A GLACE								
	QTY. METRIC (NO) QUANT. METRIQUE (NOMB)		9,246	10,451	11,195	13,519	13		
	QTY. IMPERIAL (NO) QUANT. IMPERIALE (NOMB)		9,246	10,451	11,195	13,519	13		
	VALUE (\$000) VALEUR (\$000)		5,573	7,350	9,896	10,295	23	UNITED STATES ETATS-UNIS	94
65569	TRUCK REFRIGERATION UNITS APP. DE REFRIGERATION POUR CAMIONS								
	QTY. METRIC (NO) QUANT. METRIQUE (NOMB)		913	1,343	1,601	1,583	20		
	QTY. IMPERIAL (NO) QUANT. IMPERIALE (NOMB)		913	1,343	1,601	1,583	20		
	VALUE (\$000) VALEUR (\$000)		7,096	12,599	15,879	16,968	33	UNITED STATES ETATS-UNIS	65
65570	COMMERCIAL REFRIGERATION UNITS NES APPAREILS DE REFRIG COMMERCIALS NDA								
	QTY. METRIC (NO) QUANT. METRIQUE (NOMB)		15,258	26,514	37,778	46,502	44		
	QTY. IMPERIAL (NO) QUANT. IMPERIALE (NOMB)		15,258	26,514	37,778	46,502	44		
	VALUE (\$000) VALEUR (\$000)		9,518	14,369	20,234	20,767	29	UNITED STATES ETATS-UNIS	94
65570-20	COOLERS, WATER, OFFICE, REFRIGERATION UNIT REFROIDISSEURS D'EAU POUR BUREAU, REFRIGERATION								
	QTY. METRIC (NO) QUANT. METRIQUE (NOMB)		9,578	18,621	27,456	37,155	56		
	QTY. IMPERIAL (NO) QUANT. IMPERIALE (NOMB)		9,578	18,621	27,456	37,155	56		
	VALUE (\$000) VALEUR (\$000)		2,325	4,311	6,836	8,748	55	UNITED STATES ETATS-UNIS	99
65570-60	DISPENSERS, BEVERAGE, REFRIG UNIT EXC COIN-OP DISTRIBUTEURS DE BOISSONS FRAICHES SF A PREPAIEMENT AUTOM								
	QTY. METRIC (NO) QUANT. METRIQUE (NOMB)		2,461	2,522	3,859	3,259	10		
	QTY. IMPERIAL (NO) QUANT. IMPERIALE (NOMB)		2,461	2,522	3,859	3,259	10		
	VALUE (\$000) VALEUR (\$000)		1,814	2,022	2,365	3,295	22	UNITED STATES ETATS-UNIS	98
65582	REFRIGERATION COMPRESSOR UNITS COMPRESSEURS DE REFRIGERATION								
	QTY. METRIC (NO) QUANT. METRIQUE (NOMB)		596,354	1,137,233	1,092,272	1,111,705	23		
	QTY. IMPERIAL (NO) QUANT. IMPERIALE (NOMB)		596,354	1,137,233	1,092,272	1,111,705	23		
	VALUE (\$000) VALEUR (\$000)		47,100	71,469	77,624	74,163	16	UNITED STATES ETATS-UNIS	50
65582-31	COMPRESSOR, AIR COMPRESSEURS, CLIMATISATION								
	QTY. METRIC (NO) QUANT. METRIQUE (NOMB)		41,294	53,897	118,848	108,989	38		
	QTY. IMPERIAL (NO) QUANT. IMPERIALE (NOMB)		41,294	53,897	118,848	108,989	38		

SEE EXPLANATORY NOTES / VOIR NOTES EXPLICATIVES

## IMPORT DATA TRENDS - TENDANCES DES DONNEES SUR L'IMPORTATION

## SECTION 3 - END PRODUCTS, INEDIBLE

## SECTION 3 - PRODUITS FINIS, NON COMESTIBLES

CODE	COMMODITY MARCHANDISE	1982	1983	1984	AVE. ANNUAL GROWTH RATE (%) 1982-1985 TAUX DE CROISSANCE 1985 ANNUEL MOYEN		MAJOR COUNTRY OF EXPDRT - SHARE OF IMPORT MARKET (%) 1985 PAYS EXPORTATEUR PRINCIPAL - PART OU MARCHE DES IMPORTATIONS	
85582-31	COMPRESSOR, AIR CONDITIONING COMPRESSEURS, CLIMATISATION			(CONT-D) (SUITE)				
	VALUE (\$000) VALEUR (\$000)	7,132	6,973	13,134	12.024	19	UNITED STATES ETATS-UNIS	70
65582-32	COMPRESSOR, REFRIGERATION, HERMETIC SEALED COMPRESSEURS HERMETIQUES, REFRIGERATION							
	QTY. METRIC (NO) QUANT. METRIQUE (NOMB)	507,365	919,947	897,038	960,223	23		
	QTY. IMPERIAL (NO) QUANT. IMPERIALE (NOMB)	507,365	919,947	897,038	960,223	23		
	VALUE (\$000) VALEUR (\$000)	32,084	51,954	53,044	53,759	19	UNITED STATES ETATS-UNIS	46
65582-33	COMPRESSOR, REFRIGERATION EXC HERMETIC SEALED COMPRESSEURS, REFRIGERATION EXCEPTE HERMETIQUES							
	QTY. METRIC (NO) QUANT. METRIQUE (NOMB)	47,695	163,389	76,386	42,493	-4		
	QTY. IMPERIAL (NO) QUANT. IMPERIALE (NOMB)	47,695	163,388	76,386	42,493	-4		
	VALUE (\$000) VALEUR (\$000)	7,884	12,542	11,446	8,380	2	UNITED STATES ETATS-UNIS	45
65583	REFRIGERATION CONOENSERS CONOENSATEURS DE REFRIGERATION							
	QTY. METRIC (NO) QUANT. METRIQUE (NOMB)	34,822	96,083	103,097	100,313	42		
	QTY. IMPERIAL (NO) QUANT. IMPERIALE (NOMB)	34,822	96,083	103,097	100,313	42		
	VALUE (\$000) VALEUR (\$000)	5,254	8,280	15,857	15,223	42	UNITED STATES ETATS-UNIS	95
65583-34	CONOENSERS, AIR CONDITIONING CONOENSATEURS, CLIMATISATION							
	QTY. METRIC (NO) QUANT. METRIQUE (NOMB)	16,964	16,139	37,542	29,986	21		
	QTY. IMPERIAL (NO) QUANT. IMPERIALE (NOMB)	16,964	16,139	37,542	29,986	21		
	VALUE (\$000) VALEUR (\$000)	3,014	3,895	11,360	10,041	49	UNITED STATES ETATS-UNIS	99
85583-36	CONDENSERS, REFRIGERATION, EVAPORATIVE CONOENSEURS A RUISSELLEMENT, REFRIGERATION							
	QTY. METRIC (NO) QUANT. METRIQUE (NOMB)	6,580	18,811	12,495	28,812	63		
	QTY. IMPERIAL (NO) QUANT. IMPERIALE (NOMB)	6,580	18,811	12,495	28,812	63		
	VALUE (\$000) VALEUR (\$000)	1,978	3,333	3,286	4,027	27	UNITED STATES ETATS-UNIS	90
65589	PACKAGED LIQUID CHILLERS, CENTRIFUG APP DE REFRIG LIQUIDES, CENTRIFUGES							
	QTY. METRIC (NO) QUANT. METRIQUE (NOMB)	776	166	190	265	-30		
	QTY. IMPERIAL (NO) QUANT. IMPERIALE (NOMB)	776	166	190	265	-30		
	VALUE (\$000) VALEUR (\$000)	11,880	10,717	12,938	15,468	9	UNITED STATES ETATS-UNIS	100



## IMPORT DATA TRENDS - TENDANCES DES DONNEES SUR L'IMPORTATION

## SECTION 3 - END PRODUCTS, INEDIBLE

## SECTION 3 - PRODUITS FINIS, NON COMESTIBLES

CODE	COMMODITY MARCHANDISE	1982	1983	1984	AVE. ANNUAL GROWTH RATE (%) 1982-1985 TAUX DE CROISSANCE ANNUEL MOYEN		MAJOR COUNTRY OF EXPORT - SHARE OF IMPORT MARKET (%) 1985 PAYS EXPORTATEUR PRINCIPAL - PART DU MARCHE DES IMPORTATIONS		
					1985	ANNUEL MOYEN			
65590	PACKAGED LIQUID CHILLERS N E S APPAREILS DE REFRIG DE LIQUIDES NDA								
	QTY. METRIC (NO) QUANT. METRIQUE (NOMB)	216	162	330	199	-3			
	QTY. IMPERIAL (NO) QUANT. IMPERIALE (NOMB)	216	162	330	199	-3			
	VALUE (\$000) VALEUR (\$000)	2,579	3,017	4,398	3,439	10	UNITED STATES ETATS-UNIS	95	
65599	AIR COND & REFRIG EQUIP & PARTS NES APP. DE CLIMAT. & REFRIG. & PCS NDA								
	VALUE (\$000) VALEUR (\$000)	51,412	52,292	69,826	78,900	15	UNITED STATES ETATS-UNIS	92	
65599-28	COMPRESSOR UNITS, REFRIGERATION, PARTS OF PIECES DE COMPRESSEUR, REFRIGERATION								
	VALUE (\$000) VALEUR (\$000)	14,203	13,164	20,964	21,225	14	UNITED STATES ETATS-UNIS	85	
65599-48	ICE MAKERS, PARTS OF, NES PIECES DE MACHINES A GLACE, NDA								
	VALUE (\$000) VALEUR (\$000)	1,799	1,943	2,383	3,585	25	UNITED STATES ETATS-UNIS	99	
65599-58	REFRIGERATION UNIT, TRUCK TRAILER, PTS OF NES PIECES D'APP DE REFRIGERATION, (REMORQUE DE CAMION), NDA								
	VALUE (\$000) VALEUR (\$000)	2,257	2,550	2,730	3,267	13	UNITED STATES ETATS-UNIS	96	
65599-68	REFRIGERATION UNIT, COMMERCIAL NES, PARTS OF PIECES D'APPAREIL DE REFRIGERATION, (TYPE COMMERCIAL), NDA								
	VALUE (\$000) VALEUR (\$000)	4,055	5,376	8,307	8,905	30	UNITED STATES ETATS-UNIS	90	
65599-88	AIR CONDITIONING & REFRIG EQUIP NES PARTS OF PIECES DE MATERIEL DE CLIMATISATION ET REFRIGERATION, NDA								
	VALUE (\$000) VALEUR (\$000)	15,768	17,064	21,415	25,536	17	UNITED STATES ETATS-UNIS	96	
66115	COOKING STOVES, RANGES ELECTRIC DOM CUISINIERS, FOURNEAUX ELEC. MENAGE								
	QTY. METRIC (NO) QUANT. METRIQUE (NOMB)	24,690	34,923	35,247	34,554	12			
	QTY. IMPERIAL (NO) QUANT. IMPERIALE (NOMB)	24,690	34,923	35,247	34,554	12			
	VALUE (\$000) VALEUR (\$000)	9,336	12,315	14,023	15,679	19	UNITED STATES ETATS-UNIS	99	
66115-40	COOKING STOVES & RANGES, ELECTRIC, DOMESTIC FOURNAUX DE CUISINE ET CUISINIERS ELECTRIQUES USAGE DOM.								
	QTY. METRIC (NO) QUANT. METRIQUE (NOMB)	14,991	26,160	26,299	27,206	22			
	QTY. IMPERIAL (NO) QUANT. IMPERIALE (NOMB)	14,991	26,160	26,299	27,206	22			
	VALUE (\$000) VALEUR (\$000)	6,286	9,806	11,505	12,500	25	UNITED STATES ETATS-UNIS	100	
66117	MICROWAVE OVENS FOUR A CUISSON, MICRO-ONDES								
	QTY. METRIC (NO) QUANT. METRIQUE (NOMB)	153,482	249,489	404,357	649,862	61			
	QTY. IMPERIAL (NO) QUANT. IMPERIALE (NOMB)	153,482	249,489	404,357	649,862	61			
	VALUE (\$000) VALEUR (\$000)	42,659	64,072	99,211	130,172	44	JAPAN JAPON	65	

SEE EXPLANATORY NOTES / VOIR NOTES EXPLICATIVES

## IMPORT DATA TRENDS - TENDANCES DES DONNEES SUR L'IMPORTATION

## SECTION 3 - END PRODUCTS, INEDIBLE

## SECTION 3 - PRODUITS FINIS, NON COMESTIBLES

CODE	COMMODITY MARCHANDISE	1982	1983	1984	1985	AVE. ANNUAL GROWTH RATE (%) 1982-1985 TAUX DE CROISSANCE ANNUEL MOYEN	MAJOR COUNTRY OF EXPORT - SHARE OF IMPORT MARKET (%) 1985 PAYS EXPORTATEUR PRINCIPAL - PART DU MARCHE DES IMPORTATIONS
56117-20	MICROWAVE OVENS, DOMESTIC COOKING FOUR A MICRO-ONDES, USAGE DOMESTIQUE						
	QTY. METRIC (NO) QUANT. METRIQUE (NOMB)	151,427	242,823	397,025	644,657	61	
	QTY. IMPERIAL (NO) QUANT. IMPERIALE (NOMB)	151,427	242,823	397,025	644,657	61	
	VALUE (\$000) VALEUR (\$000)	40,725	60,086	95,653	128,079	46	JAPAN JAPON 66
56159	TOASTERS AND WAFFLE IRDNS, ELECTRIC GRILLE-PAIN & GAUFRIERS ELECTRIQUES						
	QTY. METRIC (NO) QUANT. METRIQUE (NOMB)	649,927	626,289	724,809	838,823	9	
	QTY. IMPERIAL (NO) QUANT. IMPERIALE (NOMB)	649,927	626,289	724,809	838,823	9	
	VALUE (\$000) VALEUR (\$000)	9,823	9,246	11,863	12,903	9	UNITED STATES ETATS-UNIS 82
56159-20	TOASTERS, ELECTRIC, DOMESTIC GRILLE-PAIN ELECTRIQUE, USAGE DOMESTIQUE						
	QTY. METRIC (NO) QUANT. METRIQUE (NOMB)	646,175	622,824	698,438	820,096	8	
	QTY. IMPERIAL (NO) QUANT. IMPERIALE (NOMB)	646,175	622,824	698,438	820,096	8	
	VALUE (\$000) VALEUR (\$000)	8,685	8,084	9,766	10,579	7	UNITED STATES ETATS-UNIS 81
56189	ELECTRIC APPL FOR COOKING FOOD NES APPAREILS ELEC. CUIRE ALIMENTS NDA						
	QTY. METRIC (NO) QUANT. METRIQUE (NOMB)	1,834,340	1,839,920	1,923,729	1,912,824	1	
	QTY. IMPERIAL (NO) QUANT. IMPERIALE (NOMB)	1,834,340	1,839,920	1,923,729	1,912,824	1	
	VALUE (\$000) VALEUR (\$000)	50,116	49,630	54,337	54,477	3	UNITED STATES ETATS-UNIS 67
56189-20	COFFEE MAKERS, ELECTRIC, DOMESTIC CAFETIERES ELECTRIQUES, USAGE DOMESTIQUE						
	QTY. METRIC (NO) QUANT. METRIQUE (NOMB)	765,209	705,247	840,879	929,527	6	
	QTY. IMPERIAL (NO) QUANT. IMPERIALE (NOMB)	765,209	705,247	840,879	929,527	6	
	VALUE (\$000) VALEUR (\$000)	16,526	14,285	18,496	21,401	9	UNITED STATES ETATS-UNIS 66
56195	HEATING ELEMENTS FOR ELEC COOK APPL ELEMENTS CHAUFFANTS APPAREILS ELEC.						
	VALUE (\$000) VALEUR (\$000)	578	962	1,405	1,487	37	TAIWAN TAIWAN 57
56199	PARTS OF ELECTRIC COOKING APPL NES PCS. D'APP. ELEC CUIRE ALIMENTS NDA						
	VALUE (\$000) VALEUR (\$000)	26,839	40,668	66,358	68,909	37	UNITED STATES ETATS-UNIS 58
56199-29	STOVES & RANGES ELECTRIC, PARTS OF NES PIECES DE FOURNAUX ET DE CUISINIERES ELECTRIQUES, NDA						
	VALUE (\$000) VALEUR (\$000)	7,933	8,882	11,419	16,726	28	UNITED STATES ETATS-UNIS 87

SEE EXPLANATORY NOTES / VOIR NOTES EXPLICATIVES

## IMPORT DATA TRENDS - TENDANCES DES DONNEES SUR L'IMPORTATION

## SECTION 3 - END PRODUCTS, INEDIBLE

## SECTION 3 - PRODUITS FINIS, NON COMESTIBLES

CODE	COMMODITY MARCHANDISE	1982	1983	1984	AVE. ANNUAL GROWTH RATE (%) 1982-1985 TAUX DE CROISSANCE 1985 ANNUEL MOYEN		MAJOR COUNTRY OF EXPORT - SHARE OF IMPORT MARKET (%) 1985 PAYS EXPORTATEUR PRINCIPAL - PART DU MARCHE DES IMPORTATIONS	
66199-69	OVEN, COOKING, ELECTRIC, PARTS OF NES PIECES DE FOURS ELECTRIQUES, NDA							
	VALUE (\$000) VALEUR (\$000)	8,716	19,550	43,290	39,707	65	UNITED STATES ETATS-UNIS	42
66211	COOKING STOVES, RANGES GAS DOMESTIC CUISINIERS FOURNEAUX GAZ, MENAGERS							
	QTY. METRIC (NO) QUANT. METRIQUE (NOMB)	16,690	25,579	28,031	30,835	23		
	QTY. IMPERIAL (NO) QUANT. IMPERIALE (NOMB)	16,690	25,579	28,031	30,835	23		
	VALUE (\$000) VALEUR (\$000)	2,808	6,158	7,440	9,200	48	UNITED STATES ETATS-UNIS	99
66211-30	COOKING STOVES AND RANGES, GAS, DOMESTIC FOURNAUX DE CUISINE ET CUISINIERS A GAZ/USAGE DOMESTIQUE							
	QTY. METRIC (NO) QUANT. METRIQUE (NOMB)	15,801	22,052	24,572	28,886	22		
	QTY. IMPERIAL (NO) QUANT. IMPERIALE (NOMB)	15,801	22,052	24,572	28,886	22		
	VALUE (\$000) VALEUR (\$000)	2,687	5,645	6,876	8,884	48	UNITED STATES ETATS-UNIS	100
66219	COOKING STOVES, RANGES DOMESTIC NES CUISINIERS, FOURNEAUX MENAGERS NDA							
	QTY. METRIC (NO) QUANT. METRIQUE (NOMB)	26,162	36,359	61,968	48,969	23		
	QTY. IMPERIAL (NO) QUANT. IMPERIALE (NOMB)	26,162	36,359	61,968	48,969	23		
	VALUE (\$000) VALEUR (\$000)	1,733	2,189	2,497	1,784	1	UNITED STATES ETATS-UNIS	57
66289	NON-ELECTRIC EQUIP FOR COOKING NES APPAREILS NON ELEC. POUR CUIRE NDA							
	VALUE (\$000) VALEUR (\$000)	19,430	21,959	44,096	32,207	18	UNITED STATES ETATS-UNIS	70
66289-50	FRYERS, DEEP FAT, GAS FIRTEUSES A GAZ							
	QTY. METRIC (NO) QUANT. METRIQUE (NOMB)	997	1,615	2,584	2,767	40		
	QTY. IMPERIAL (NO) QUANT. IMPERIALE (NOMB)	997	1,615	2,584	2,767	40		
	VALUE (\$000) VALEUR (\$000)	1,056	1,485	2,098	3,190	44	UNITED STATES ETATS-UNIS	100
66289-60	GRILLS, GAS, COOKING GRILS DE CUISSON A GAZ							
	QTY. METRIC (NO) QUANT. METRIQUE (NOMB)	111,227	140,370	288,765	185,691	18		
	QTY. IMPERIAL (NO) QUANT. IMPERIALE (NOMB)	111,227	140,370	288,765	185,691	18		
	VALUE (\$000) VALEUR (\$000)	11,323	11,791	30,345	14,779	9	UNITED STATES ETATS-UNIS	88
66299	PARTS OF NON-ELEC EQUIP FOR COOKING PIECES D'APP. NON ELEC. POUR CUIRE							
	VALUE (\$000) VALEUR (\$000)	10,649	15,320	15,234	14,445	11	UNITED STATES ETATS-UNIS	84

## IMPORT DATA TRENDS - TENDANCES DES DONNEES SUR L'IMPORTATION

## SECTION 3 - END PRODUCTS, INEDIBLE

## SECTION 3 - PRODUITS FINIS, NON COMESTIBLES

CODE	COMMODITY MARCHANDISE	1982	1983	1984	AVE. ANNUAL GROWTH RATE (%) 1982-1985 TAUX DE CROISSANCE ANNUEL MOYEN		MAJOR COUNTRY OF EXPORT - SHARE OF IMPORT MARKET (%) 1985 PAYS EXPORTATEUR PRINCIPAL - PART DU MARCHE DES IMPORTATIONS	
					1985			
67109	BATH TUBS BAIGNOIRES							
	QTY. METRIC (NO) QUANT. METRIQUE (NOMB)	19,158	18,759	18,574	16,989	-4		
	QTY. IMPERIAL (NO) QUANT. IMPERIALE (NOMB)	19,158	18,759	18,574	16,989	-4		
	VALUE (\$000) VALEUR (\$000)	2,454	2,609	2,673	2,685	3	UNITED STATES ETATS-UNIS	78
67129	SINKS, EXCEPT SERVICE SINKS EVIERS, SAUF EVIERS DE SERVICE							
	QTY. METRIC (NO) QUANT. METRIQUE (NOMB)	24,861	37,335	41,188	49,074	25		
	QTY. IMPERIAL (NO) QUANT. IMPERIALE (NOMB)	24,861	37,335	41,188	49,074	25		
	VALUE (\$000) VALEUR (\$000)	1,419	2,068	2,549	3,198	31	UNITED STATES ETATS-UNIS	79
67160	WASH BASINS, FIXTURES LAVABDS ET GARNITURES							
	QTY. METRIC (NO) QUANT. METRIQUE (NOMB)	38,962	40,002	59,453	55,073	12		
	QTY. IMPERIAL (NO) QUANT. IMPERIALE (NOMB)	38,962	40,002	59,453	55,073	12		
	VALUE (\$000) VALEUR (\$000)	1,767	1,644	2,359	2,525	13	UNITED STATES ETATS-UNIS	69
67164	TOILET SEATS AND LIDS SIEGES ET COUVERCLES DE TOILETTE							
	QTY. METRIC (NO) QUANT. METRIQUE (NOMB)	330,164	356,208	303,951	319,252	-1		
	QTY. IMPERIAL (NO) QUANT. IMPERIALE (NOMB)	330,164	356,208	303,951	319,252	-1		
	VALUE (\$000) VALEUR (\$000)	1,418	1,985	2,176	2,438	20	UNITED STATES ETATS-UNIS	84
67168	TOILET BOWLS AND COMBINATIONS CUVETTES ET TOILETTES COMPLETES							
	QTY. METRIC (NO) QUANT. METRIQUE (NOMB)	85,865	52,520	61,122	79,893	-2		
	QTY. IMPERIAL (NO) QUANT. IMPERIALE (NOMB)	85,865	52,520	61,122	79,893	-2		
	VALUE (\$000) VALEUR (\$000)	3,179	2,169	3,187	4,153	9	UNITED STATES ETATS-UNIS	55
67168-40	TOILET BOWL-TANK COMBINATIONS ENSEMBLES CUVETTES ET RESERVOIRS DE W.C.							
	QTY. METRIC (NO) QUANT. METRIQUE (NOMB)	39,304	39,258	45,845	63,219	17		
	QTY. IMPERIAL (NO) QUANT. IMPERIALE (NOMB)	39,304	39,258	45,845	63,219	17		
	VALUE (\$000) VALEUR (\$000)	2,001	1,720	2,602	3,623	22	UNITED STATES ETATS-UNIS	54

## IMPORT DATA TRENDS - TENDANCES DES DONNEES SUR L'IMPORTATION

## SECTION 3 - END PRODUCTS, INEDIBLE

## SECTION 3 - PRODUITS FINIS, NON COMESTIBLES

CODE	COMMODITY MARCHANDISE	1982	1983	1984	AVE. ANNUAL GROWTH RATE (%) 1982-1985 TAUX DE CROISSANCE ANNUEL MOYEN		MAJOR COUNTRY OF EXPORT - SHARE OF IMPORT MARKET (%) 1985 PAYS EXPORTATEUR PRINCIPAL - PART DU MARCHE DES IMPORTATIONS		
					1985	ANNUEL MOYEN			
67178	WASH FOUNTAINS, INDUSTRIAL LAVABOS INDUSTRIELS								
	QTY. METRIC (NO) QUANT. METRIQUE (NOMB)	1,309	1,509	2,117	2,843	29			
	QTY. IMPERIAL (NO) QUANT. IMPERIALE (NOMB)	1,309	1,509	2,117	2,843	29			
	VALUE (\$000) VALEUR (\$000)	765	1,088	1,110	1,283	19	UNITED STATES ETATS-UNIS	100	
67199	PLUMBING FIXTURES SANITARY WARE NES APP. DE PLOMBERIE ET SANITAIRES NDA								
	VALUE (\$000) VALEUR (\$000)	9,689	12,736	15,963	18,942	25	UNITED STATES ETATS-UNIS	83	
67219	FAUCETS TUB-FILLERS SHOWERS & COMB ROBINETS POUR BASSINS, DOUCHES ETC.								
	VALUE (\$000) VALEUR (\$000)	14,577	24,278	29,710	29,012	25	UNITED STATES ETATS-UNIS	85	
67219-20	FAUCETS AND COMBINATIONS, BATH AND SHOWER ROBINETS ET ROBINETTERIE POUR BAIGNOIRE ET DOUCHES								
	VALUE (\$000) VALEUR (\$000)	4,515	1,460	4,218	5,798	8	UNITED STATES ETATS-UNIS	87	
67219-30	FAUCETS AND COMBINATIONS, SINK & WASH BASIN ROBINETS ET ROBINETTERIE POUR EVIER ET LAVABO								
	VALUE (\$000) VALEUR (\$000)	2,684	12,529	11,583	7,134	38	UNITED STATES ETATS-UNIS	91	
67299	PLUMBERS BRASS GOODS & ACCESS. NES ARTICLES EN LAITON DE PLOMBERIE NDA								
	VALUE (\$000) VALEUR (\$000)	23,357	33,465	38,321	39,429	19	UNITED STATES ETATS-UNIS	71	
67299-19	PLUMBING FIX TRIM & FTTGS NES, EXC PIPE FTTGS ACCESSOIRES ET GARN. DE PLOMB., NDA SF RAC DE TUYAUX								
	VALUE (\$000) VALEUR (\$000)	8,926	12,708	14,335	14,817	18	UNITED STATES ETATS-UNIS	90	
67299-39	BATHROOM ACCESSORIES NES ACCESSOIRES POUR SALLES DE BAINS NDA								
	VALUE (\$000) VALEUR (\$000)	5,326	5,810	7,973	9,549	21	UNITED STATES ETATS-UNIS	59	
68119	FLUORESCENT ELECTRIC LIGHTING FIXT APP. D'ECLAIRAGE ELEC. FLUORESCENT								
	VALUE (\$000) VALEUR (\$000)	4,884	6,754	7,010	8,124	18	UNITED STATES ETATS-UNIS	64	
68119-21	FIXTURES, LIGHTING, FLUORESCENT APPAREILS D'ECLAIRAGE FLUORESCENTS								
	VALUE (\$000) VALEUR (\$000)	3,572	4,889	4,774	4,016	4	UNITED STATES ETATS-UNIS	74	
68143	INCANDESCENT LIGHTING FIXT & LAMPS APP. D'ECLAIRAGE ELEC INCANDESCENCE								
	VALUE (\$000) VALEUR (\$000)	11,561	14,475	17,628	21,967	24	UNITED STATES ETATS-UNIS	56	
68143-21	FIXTURES, LIGHTING, INCAND, EXC CHANDELIERS APPAREILS D'ECLAIRAGE A INCANDESCENCE, SAUF LES LUSTRES								
	VALUE (\$000) VALEUR (\$000)	4,213	4,846	6,436	8,794	28	UNITED STATES ETATS-UNIS	76	

SEE EXPLANATORY NOTES / VOIR NOTES EXPLICATIVES

## IMPORT DATA TRENDS - TENDANCES DES DONNEES SUR L'IMPORTATION

## SECTION 3 - END PRODUCTS, INEDIBLE

## SECTION 3 - PRODUITS FINIS, NON COMESTIBLES

CODE	COMMODITY MARCHANDISE	1982	1983	1984	1985	AVE. ANNUAL GROWTH RATE (%) 1982-1985 TAUX DE CRDISSANCE ANNUEL MOYEN	MAJOR COUNTRY OF EXPORT - SHARE OF IMPORT MARKET (%) 1985 PAYS EXPORTATEUR PRINCIPAL - PART DU MARCHE DES IMPORTATIONS		
68143-45	LAMPS. INCANDESCENT, RESIDENTIAL, TABLE MODEL LAMPES A INCANDESCENCE D'INTERIEUR, MODELE DE TABLE								
	VALUE (\$000) VALEUR (\$000)	3,014	4,311	4,926	4,774	16	UNITED STATES ETATS-UNIS	49	
68147	CHRISTMAS TREE LIGHTING SETS GUIRlandes LUMINEUSES, NOEL								
	VALUE (\$000) VALEUR (\$000)	3,272	3,624	5,173	6,752	27	TAIWAN TAIWAN	98	
68163	AIRCRAFT LIGHTING FIXTURES & PARTS APPAREILS ECLAIRAGE DES AVIONS, PCS								
	VALUE (\$000) VALEUR (\$000)	2,008	966	1,510	3,437	19	UNITED STATES ETATS-UNIS	99	
68166	AUTOMOTIVE TYPE LIGHTING FIXT & PTS APPAREILS ECLAIRAGE DES AUTOS & PCS								
	VALUE (\$000) VALEUR (\$000)	52,873	64,342	88,132	110,831	28	UNITED STATES ETATS-UNIS	93	
68166-20	FIXTURES, LIGHTING, AUTOMOTIVE APPAREILS D'ECLAIRAGE D'AUTOMOBILE								
	VALUE (\$000) VALEUR (\$000)	46,089	57,653	78,324	103,519	31	UNITED STATES ETATS-UNIS	94	
68166-88	FIXTURES, LIGHTING, AUTOMOTIVE, PARTS OF NES PIECES D'ECLAIRAGES D'AUTOMOBILES NDA								
	VALUE (\$000) VALEUR (\$000)	6,784	6,689	9,808	7,312	3	UNITED STATES ETATS-UNIS	81	
68173	VEHICLE INCAND LIGHT FIXT & PTS NES APP. ELEC INCAND VOITURES & PCS NDA								
	VALUE (\$000) VALEUR (\$000)	2,349	1,807	2,752	3,862	18	UNITED STATES ETATS-UNIS	83	
68178	FLASHLIGHTS, PENLIGHTS AND PARTS PROJECTEURS, STYLO-PROJECT & PIECES								
	QTY. METRIC (NO) QUANT. METRIQUE (NOMB)	3,531,929	5,433,654	7,410,935	5,770,241	17			
	QTY. IMPERIAL (NO) QUANT. IMPERIALE (NOMB)	3,531,929	5,433,654	7,410,935	5,770,241	17			
	VALUE (\$000) VALEUR (\$000)	6,713	12,436	14,478	14,584	29	UNITED STATES ETATS-UNIS	45	
68178-30	FLASHLIGHTS, BATTERY TYPE, EXC PHOTOGRAPHIC LAMPES DE POCHE A PILES SAUF D'APPAREILS PHOTOGRAPHIQUES								
	QTY. METRIC (NO) QUANT. METRIQUE (NOMB)	3,172,152	4,698,878	6,358,891	4,688,496	14			
	QTY. IMPERIAL (NO) QUANT. IMPERIALE (NOMB)	3,172,152	4,698,878	6,358,891	4,688,496	14			
	VALUE (\$000) VALEUR (\$000)	4,030	5,878	8,245	7,386	22	UNITED STATES ETATS-UNIS	46	
68178-31	LANTERNS, FLASHLIGHT TYPE, ELECTRIC LANTERNES, DE TYPE LAMPE DE POCHE, ELECTRIQUES								
	QTY. METRIC (NO) QUANT. METRIQUE (NOMB)	359,777	734,776	1,052,044	1,081,745	44			
	QTY. IMPERIAL (NO) QUANT. IMPERIALE (NOMB)	359,777	734,776	1,052,044	1,081,745	44			
	VALUE (\$000) VALEUR (\$000)	2,015	5,446	5,184	6,559	48	HONG KONG HONG-KONG	40	

## IMPORT DATA TRENDS - TENDANCES DES DONNEES SUR L'IMPORTATION

## SECTION 3 - END PRODUCTS, INEDIBLE

## SECTION 3 - PRODUITS FINIS, NON COMESTIBLES

CODE	COMMODITY MARCHANDISE	1982	1983	1984	AVE. ANNUAL GROWTH RATE (%) 1982-1985 TAUX DE CROISSANCE ANNUEL MOYEN		MAJOR COUNTRY OF EXPORT - SHARE OF IMPORT MARKET (%) 1985 PAYS EXPORTATEUR PRINCIPAL - PART DU MARCHÉ DES IMPORTATIONS		
					1985	ANNUEL MOYEN			
68187	MINERS LIGHTS, ACCESSORIES & PARTS LAMPES DE MINEURS, ACCESS. & PIECES								
	QTY. METRIC (NO) QUANT. METRIQUE (NOMB)	934	2,937	5,392	3,711	58			
	QTY. IMPERIAL (NO) QUANT. IMPERIALE (NOMB)	934	2,937	5,392	3,711	58			
	VALUE (\$000) VALEUR (\$000)	330	528	1,127	1,002	44	UNITED STATES ETATS-UNIS	97	
68191	GLOBES REFLECTOR ETC FOR LIGHT FIXT GLOBES REFLECTEURS POUR APP ECLAIR.								
	VALUE (\$000) VALEUR (\$000)	7,385	7,491	9,894	11,793	17	UNITED STATES ETATS-UNIS	50	
68191-20	GLOBES, ELECTRIC LIGHTING FIXTURE & LAMP GLOBES POUR APPAREILS D'ECLAIRAGE ET LAMPES ELECTRIQUES								
	VALUE (\$000) VALEUR (\$000)	1,723	2,224	2,265	3,378	25	UNITED STATES ETATS-UNIS	52	
68191-50	ILLUMINATORS, ELEC LIGHTING FIX & LAMP, GLASS DISPOSITIFS D'ECLAIRAGE EN VERRE, ET LAMPE ELECTRIQUES								
	VALUE (\$000) VALEUR (\$000)	3,670	3,065	5,570	6,048	18	UNITED STATES ETATS-UNIS	34	
68193	LAMP SHADES SHADE HOLDERS & PTS NES ABAT-JOUR, SUPPORTS ET PIECES N D A								
	VALUE (\$000) VALEUR (\$000)	3,013	4,211	4,678	5,474	22	UNITED STATES ETATS-UNIS	35	
68193-30	SHADES, ELECTRIC LIGHTING FIXTURE & LAMP ABAT-JOUR POUR APPAREILS D'ECLAIRAGE ET LAMPES ELECTRIQUES								
	VALUE (\$000) VALEUR (\$000)	1,937	2,873	3,114	3,861	25	UNITED STATES ETATS-UNIS	27	
68199	ELECTRIC LIGHTING FIXT & PARTS NES APPAREILS D'ECLAIRAGE ELEC. PCS NDA								
	VALUE (\$000) VALEUR (\$000)	40,327	44,386	52,889	78,583	25	UNITED STATES ETATS-UNIS	71	
68199-25	FIXTURES, LIGHTING, STUDIO & THEATRE APPAREILS D'ECLAIRAGE DE STUDIO ET CINEMA								
	VALUE (\$000) VALEUR (\$000)	1,254	1,920	2,704	3,030	34	UNITED STATES ETATS-UNIS	66	
68199-48	FIXTURES, LIGHTING, FLUORESCENT, PARTS OF NES PIECES D'APPAREILS D'ECLAIRAGE FLUOR NDA								
	VALUE (\$000) VALEUR (\$000)	3,056	2,726	4,495	6,933	31	UNITED STATES ETATS-UNIS	88	
68199-68	FIXTURES, LIGHTING, INCANDESCENT, PTS OF, NES PIECES D'APPAREILS D'ECLAIRAGE A INCANDESCENCE, NDA								
	VALUE (\$000) VALEUR (\$000)	7,233	9,995	13,107	14,700	26	UNITED STATES ETATS-UNIS	72	
68199-78	LAMPS, INCANDESCENT, LIGHTING, PARTS OF NES PIECES DE LAMPES A INCANDESCENCE NDA								
	VALUE (\$000) VALEUR (\$000)	3,512	3,246	4,913	6,333	21	UNITED STATES ETATS-UNIS	66	
68199-88	FIXTURES & PORT LAMPS, LIGHTING ELEC NES PTS PIECES D'APP D'ECLAIR ET DE LAMPES PORTATIVES ELECT NDA								
	VALUE (\$000) VALEUR (\$000)	12,618	12,455	17,065	21,564	19	UNITED STATES ETATS-UNIS	69	
68202	INCANDESCENT LAMPS, LARGE LAMPES A INCANDESCENCE, GROSSES								
	QTY. METRIC (NO) QUANT. METRIQUE (NOMB)	12,560,525	20,093,548	30,830,079	36,251,079	42			

SEE EXPLANATORY NOTES / VOIR NOTES EXPLICATIVES

## IMPDRT DATA TRENDS - TENDANCES DES DONNEES SUR L'IMPORTATION

## SECTION 3 - END PRODUCTS, INEDIBLE

## SECTION 3 - PRODUITS FINIS, NON COMESTIBLES

CODE	COMMODITY MARCHANDISE		1982	1983	1984	1985	AVE. ANNUAL GROWTH RATE (%) 1982-1985 TAUX DE CROISSANCE ANNUEL MOYEN	MAJOR COUNTRY OF EXPORT - SHARE OF IMPORT MARKET (%) 1985 PAYS EXPORTATEUR PRINCIPAL - PART DU MARCHE DES IMPORTATIONS	
68202	INCANDESCENT LAMPS, LARGE LAMPES A INCANDESCENCE, GROSSES				(CONT-D) (SUITE)				
	QTY. IMPERIAL (NO) QUANT. IMPERIALE (NOMB)		12,560,525	20,093,548	30,830,079	36,251,079	42		
	VALUE (\$000) VALEUR (\$000)		11,967	17,607	21,871	24,918	27	UNITED STATES ETATS-UNIS	66
68212	FLUORESCENT LAMPS, BULBS AND TUBES LAMPES FLUORESCENTES AMPOULES TUBES								
	QTY. METRIC (NO) QUANT. METRIQUE (NOMB)		5,574,427	5,709,976	6,191,749	11,635,263	28		
	QTY. IMPERIAL (NO) QUANT. IMPERIALE (NOMB)		5,574,427	5,709,976	6,191,749	11,635,263	28		
	VALUE (\$000) VALEUR (\$000)		11,553	12,427	12,376	17,823	15	UNITED STATES ETATS-UNIS	79
68222	MERCURY VAPOUR LAMPS, BULBS & TUBES LAMPES A VAPEUR DE MERCURE								
	QTY. METRIC (NO) QUANT. METRIQUE (NOMB)		128,721	134,914	173,288	268,748	28		
	QTY. IMPERIAL (NO) QUANT. IMPERIALE (NOMB)		128,721	134,914	173,288	268,748	28		
	VALUE (\$000) VALEUR (\$000)		2,428	2,341	2,756	4,160	19	UNITED STATES ETATS-UNIS	78
68232	VAPOUR LAMPS N E S LAMPES A VAPEUR N D A								
	QTY. METRIC (NO) QUANT. METRIQUE (NOMB)		2,524,654	4,234,748	3,412,127	4,334,843	20		
	QTY. IMPERIAL (NO) QUANT. IMPERIALE (NOMB)		2,524,654	4,234,748	3,412,127	4,334,843	20		
	VALUE (\$000) VALEUR (\$000)		2,463	3,473	4,251	6,392	37	UNITED STATES ETATS-UNIS	81
68242	SEALED BEAM LAMPS AMPOULES POUR PHARES SCHELLES								
	QTY. METRIC (NO) QUANT. METRIQUE (NOMB)		4,882,980	6,847,213	8,203,351	8,892,546	22		
	QTY. IMPERIAL (NO) QUANT. IMPERIALE (NOMB)		4,882,980	6,847,213	8,203,351	8,892,546	22		
	VALUE (\$000) VALEUR (\$000)		18,727	30,511	37,369	43,146	32	UNITED STATES ETATS-UNIS	98
68252	XMAS TREE & COLORED MINIATURE LAMPS LAMPES D'ARBRES DE NOEL ET COLDREES								
	QTY. METRIC (NO) QUANT. METRIQUE (NOMB)		67,236,505	85,258,756	97,064,824	106,498,791	16		
	QTY. IMPERIAL (NO) QUANT. IMPERIALE (NOMB)		67,236,505	85,258,756	97,064,824	106,498,791	16		
	VALUE (\$000) VALEUR (\$000)		5,516	5,927	7,812	8,303	15	TAIWAN TAIWAN	91
68252-20	LAMPS, B/T, CHRISTMAS TREE, ELECTRIC LAMPES, AMP. ET TUBES ELECTRIQUES POUR ARBRES DE NOEL								
	QTY. METRIC (NO) QUANT. METRIQUE (NOMB)		58,702,291	80,692,213	86,611,005	100,962,882	20		



## IMPORT DATA TRENDS - TENDANCES DES DONNEES SUR L'IMPORTATION

## SECTION 3 - END PRODUCTS, INEDIBLE

## SECTION 3 - PRODUITS FINIS, NON COMESTIBLES

CODE	COMMODITY MARCHANDISE		1982	1983	1984	AVE. ANNUAL GROWTH RATE (%) 1982-1985		MAJOR COUNTRY OF EXPORT - SHARE OF IMPORT MARKET (%) 1985	
						1985	ANNUEL MOYEN	PAYS EXPORTATEUR PRINCIPAL - PART DU MARCHE DES IMPORTATIONS	
							TAUX DE CROISSANCE		
68252-20	LAMPS, B/T. CHRISTMAS TREE, ELECTRIC LAMPES, AMP. ET TUBES ELECTRIQUES POUR ARBRES DE NOEL				(CONT-D) (SUITE)				
	QTY. IMPERIAL (NO) QUANT. IMPERIALE (NOMB)		58,702,291	80,692,213	86,611,005	100,962,882	20		
	VALUE (\$000) VALEUR (\$000)		4,594	5,388	6,661	7,610	18	TAIWAN TAIWAN	96
68255	AUTOMOTIVE LAMPS (BULBS) N E S LAMPES/AMPOULES/ PR AUTOMOBILES NDA								
	QTY. METRIC (NO) QUANT. METRIQUE (NOMB)		24,983,414	27,804,869	34,704,433	47,788,323	24		
	QTY. IMPERIAL (NO) QUANT. IMPERIALE (NOMB)		24,983,414	27,804,869	34,704,433	47,788,323	24		
	VALUE (\$000) VALEUR (\$000)		15,795	19,050	23,743	24,655	16	UNITED STATES ETATS-UNIS	83
68262-49	LAMPS, B/T. AUTOMOTIVE, NES LAMPES, AMP ET TUBES PR AUTOMOBILES NDA								
	QTY. METRIC (NO) QUANT. METRIQUE (NOMB)		24,983,414	27,804,869	34,704,433	47,788,323	24		
	QTY. IMPERIAL (NO) QUANT. IMPERIALE (NOMB)		24,983,414	27,804,869	34,704,433	47,788,323	24		
	VALUE (\$000) VALEUR (\$000)		15,795	19,050	23,743	24,655	16	UNITED STATES ETATS-UNIS	83
68262	MINIATURE LAMPS N E S LAMPES MINIATURES N D A								
	QTY. METRIC (NO) QUANT. METRIQUE (NOMB)		17,179,664	11,514,543	12,720,358	18,001,490	2		
	QTY. IMPERIAL (NO) QUANT. IMPERIALE (NOMB)		17,179,664	11,514,543	12,720,358	18,001,490	2		
	VALUE (\$000) VALEUR (\$000)		4,408	4,196	3,892	5,216	6	UNITED STATES ETATS-UNIS	59
68290	PARTS FOR ELECTRIC LAMPS N E S PIECES DE LAMPES ELECTRIQUES N D A								
	VALUE (\$000) VALEUR (\$000)		24,048	25,355	30,521	30,911	9	UNITED STATES ETATS-UNIS	82
68290-40	BASES, ELECTRIC LAMP/BULB PARTS CULOTS DE LAMPES ELECTRIQUES, AMPOULES ET TUBES, PIECES								
	VALUE (\$000) VALEUR (\$000)		5,686	6,759	7,972	6,650	5	UNITED STATES ETATS-UNIS	92
68326	FLUORESCENT LAMP BALLASTS TRANSFORM TRANSFORMAT. BALLASTS LAMPES FLUOR.								
	QTY. METRIC (NO) QUANT. METRIQUE (NOMB)		399,580	714,714	518,847	799,002	26		
	QTY. IMPERIAL (NO) QUANT. IMPERIALE (NOMB)		399,580	714,714	518,847	799,002	26		
	VALUE (\$000) VALEUR (\$000)		3,733	5,728	4,825	6,188	18	UNITED STATES ETATS-UNIS	97
68377	POWER TRANSFORMERS, 500 KVA & OVER TRANSFORMATEURS, 500 KVA ET PLUS								
	QTY. METRIC (NO) QUANT. METRIQUE (NOMB)		354	423	444	577	17		
	QTY. IMPERIAL (NO) QUANT. IMPERIALE (NOMB)		354	423	444	577	17		

SEE EXPLANATORY NOTES / VOIR NOTES EXPLICATIVES

## IMPORT DATA TRENDS - TENDANCES DES DONNEES SUR L'IMPORTATION

## SECTION 3 - END PRODUCTS, INEDIBLE

## SECTION 3 - PRODUITS FINIS, NON COMESTIBLES

CODE	COMMODITY MARCHANDISE	1982	1983	1984	AVE. ANNUAL GROWTH RATE (%) 1982-1985 TAUX DE CROISSANCE ANNUEL MOYEN		MAJOR COUNTRY OF EXPORT - SHARE OF IMPORT MARKET (%) 1985 PAYS EXPORTATEUR PRINCIPAL - PART DU MARCHE DES IMPORTATIONS	
					1985	ANNUEL MOYEN		
68377	POWER TRANSFORMERS, 500 KVA & OVER TRANSFORMATEURS, 500 KVA ET PLUS			(CONT-D) (SUITE)				
	VALUE (\$000) VALEUR (\$000)	6,922	9,199	5,391	12,378	21	FRANCE FRANCE	49
68377-32	REGULATORS, VOLTAGE, POWER 500 KVA & OVER REGULATEUR DE TENSION, 500 KVA ET PLUS							
	QTY. METRIC (NO) QUANT. METRIQUE (NOMB)	143	113	124	252	21		
	QTY. IMPERIAL (NO) QUANT. IMPERIALE (NOMB)	143	113	124	252	21		
	VALUE (\$000) VALEUR (\$000)	763	565	716	3,233	61	UNITED STATES ETATS-UNIS	53
68377-49	TRANSFORMERS, POWER, 500 TO 2500 KVA NES TRANSFORMATEURS DE PUISSANCE, DE 500 KVA A 2500 KVA, NDA							
	QTY. METRIC (NO) QUANT. METRIQUE (NOMB)	183	195	247	270	14		
	QTY. IMPERIAL (NO) QUANT. IMPERIALE (NOMB)	183	195	247	270	14		
	VALUE (\$000) VALEUR (\$000)	3,319	4,591	2,700	3,428	1	BELGIUM-LUXEMB BELGIQUE-LUX.	31
68379	TRANSFORMERS N E S TRANSFORMATEURS N D A							
	QTY. METRIC (NO) QUANT. METRIQUE (NOMB)	467,394	458,274	545,798	676,008	13		
	QTY. IMPERIAL (NO) QUANT. IMPERIALE (NOMB)	467,394	458,274	545,798	676,008	13		
	VALUE (\$000) VALEUR (\$000)	25,307	21,325	24,598	30,342	6	UNITED STATES ETATS-UNIS	76
68379-52	TRANSFORMERS, INSTRUMENT TRANSFORMATEUR DE MESURE							
	QTY. METRIC (NO) QUANT. METRIQUE (NOMB)	7,728	10,964	12,592	24,616	47		
	QTY. IMPERIAL (NO) QUANT. IMPERIALE (NOMB)	7,728	10,964	12,592	24,616	47		
	VALUE (\$000) VALEUR (\$000)	9,398	8,519	5,140	6,813	-10	FRANCE FRANCE	35
68379-66	BALLASTS, LIGHTING, EXC FLUORESCENT ECLAIRAGE DE BALLASTS SAUF FLUORESCENTS							
	QTY. METRIC (NO) QUANT. METRIQUE (NOMB)	265,510	156,380	193,228	188,656	-11		
	QTY. IMPERIAL (NO) QUANT. IMPERIALE (NOMB)	265,510	156,380	193,228	188,656	-11		
	VALUE (\$000) VALEUR (\$000)	3,512	2,028	3,441	3,396	-1	UNITED STATES ETATS-UNIS	99
68395	TRANSFORMER EQUIPMENT AND PARTS ACCESS. & PIECES DE TRANSFORMATEURS							
	VALUE (\$000) VALEUR (\$000)	20,066	19,207	21,101	29,125	13	UNITED STATES ETATS-UNIS	75
68395-68	CHANGERS, TAP, POWER TRANSFORMER PARTS COMMUTEURS, PIECES DE TRANSFORMATEUR DE PUISSANCE							
	VALUE (\$000) VALEUR (\$000)	2,080	2,242	2,212	3,589	20	UNITED STATES ETATS-UNIS	53
68395-88	TRANSFORMERS & TRANSFORMER EQUIP, PTS OF NES PIECES DE TRANSF ET DE MAT. DE TRANSF. DE PUIS, NDA							
	VALUE (\$000) VALEUR (\$000)	16,239	14,671	16,857	23,560	13	UNITED STATES ETATS-UNIS	78

SEE EXPLANATORY NOTES / VOIR NOTES EXPLICATIVES

## IMPORT DATA TRENDS - TENDANCES DES DONNEES SUR L'IMPORTATION

## SECTION 3 - END PRODUCTS, INEDIBLE

## SECTION 3 - PRODUITS FINIS, NON COMESTIBLES

CODE	COMMODITY MARCHANDISE	1982	1983	1984	AVE. ANNUAL GROWTH RATE (%) 1982-1985		MAJOR COUNTRY OF EXPDRT - SHARE OF IMPORT MARKET (%) 1985	
					1985	ANNUEL MOYEN	PAYS EXPORTATEUR PRINCIPAL - PART DU MARCHE DES IMPORTATIONS	
68423	LIGHTNING ARRESTERS AND PARTS PARAFODRES ET PIECES							
	VALUE (\$000)	4,287	5,891	9,124	6,802	17	UNITED STATES	60
	VALEUR (\$000)						ETATS-UNIS	
68423-20	LIGHTNING ARRESTERS PARAFODRES							
	VALUE (\$000)	2,662	4,805	7,247	4,164	16	UNITED STATES	70
	VALEUR (\$000)						ETATS-UNIS	
68426	CIRCUIT BREAKERS AND PARTS DISJONCTEURS ET PIECES							
	VALUE (\$000)	58,294	50,338	43,403	51,225	-4	UNITED STATES	53
	VALEUR (\$000)						ETATS-UNIS	
68426-20	CIRCUIT BREAKERS, POWER, AIR ACTIVATED DISJONCTEURS A AIR POUR CIRCUIT ELECTRIQUE							
	QTY. METRIC (NO)	7,313	1,839	470	680	-55		
	QUANT. METRIQUE (NOMB)							
	QTY. IMPERIAL (NO)	7,313	1,839	470	680	-55		
	QUANT. IMPERIALE (NOMB)							
	VALUE (\$000)	7,361	9,742	4,902	3,988	-18	UNITED STATES	65
	VALEUR (\$000)						ETATS-UNIS	
68426-60	CIRCUIT BREAKERS, D/T AIR & OIL ACTIVATED DISJONCTEURS PDUR CIR ELECT., AUTRES QU'A AIR ET A HUILE							
	QTY. METRIC (NO)	1,711,728	3,197,260	4,402,830	3,296,483	24		
	QUANT. METRIQUE (NOMB)							
	QTY. IMPERIAL (NO)	1,711,728	3,197,260	4,402,830	3,296,483	24		
	QUANT. IMPERIALE (NOMB)							
	VALUE (\$000)	23,179	22,254	18,574	20,654	-4	UNITED STATES	59
	VALEUR (\$000)						ETATS-UNIS	
68426-88	CIRCUIT BREAKERS, PARTS OF NES PIECES DE DISJONCTEURS NDA							
	VALUE (\$000)	21,318	12,367	17,694	23,678	4	UNITED STATES	50
	VALEUR (\$000)						ETATS-UNIS	
68439	SWITCHES AND PARTS N E S COMMUTATEURS ET PIECES N D A							
	VALUE (\$000)	12,514	11,544	13,731	16,149	9	UNITED STATES	91
	VALEUR (\$000)						ETATS-UNIS	
68439-20	SWITCHES, POWER COMMUTATEURS, ELECTRIQUE							
	QTY. METRIC (NO)	379,990	562,498	561,084	658,511	20		
	QUANT. METRIQUE (NOMB)							
	QTY. IMPERIAL (NO)	379,990	562,498	561,084	658,511	20		
	QUANT. IMPERIALE (NOMB)							
	VALUE (\$000)	7,597	7,873	7,688	8,869	5	UNITED STATES	91
	VALEUR (\$000)						ETATS-UNIS	
68439-88	SWITCHES, POWER, PARTS OF NES PIECES DE COMMU, DE COURANT ET DE DISPOS. DE COMMU NDA							
	VALUE (\$000)	4,918	3,671	6,044	7,279	14	UNITED STATES	91
	VALEUR (\$000)						ETATS-UNIS	
68449	FUSES FUSE PLUGS CUTOUT ELEC. & PTS FUSIBLES FICHES INTERRUPTEURS & PCS							
	VALUE (\$000)	16,246	14,332	20,751	24,943	15	UNITED STATES	74
	VALEUR (\$000)						ETATS-UNIS	
68449-50	FUSES, ELECTRONIC EQUIPMENT & VEHICLE FUSIBLES, MATERIEL ELECTRONIQUE ET VEHICULES							
	VALUE (\$000)	6,180	6,926	8,320	8,618	11	UNITED STATES	94
	VALEUR (\$000)						ETATS-UNIS	

SEE EXPLANATORY NOTES / VOIR NOTES EXPLICATIVES

## IMPORT DATA TRENDS - TENDANCES DES DONNEES SUR L'IMPORTATION

## SECTION 3 - END PRODUCTS, INEDIBLE

## SECTION 3 - PRODUITS FINIS, NON COMESTIBLES

CODE	COMMODITY MARCHANDISE	1982	1983	1984	AVE. ANNUAL GROWTH RATE (%) 1982-1985 TAUX DE CROISSANCE ANNUEL MOYEN		MAJOR COUNTRY OF EXPORT - SHARE OF IMPORT MARKET (%) 1985 PAYS EXPORTATEUR PRINCIPAL - PART DU MARCHE DES IMPORTATIONS	
					1985	ANNUEL MOYEN		
68481	POWER CAPACITORS AND PARTS CONDENSATEURS DE PUISSANCES ET PCS.							
	VALUE (\$000) VALEUR (\$000)	3,730	4,546	5,379	4,730	8	UNITED STATES ETATS-UNIS	64
68499	SWITCHGEAR & PROTECT EQUIP & PT NES MECANISME, COMMUTATION PROTECT. NDA							
	VALUE (\$000) VALEUR (\$000)	49,212	44,709	46,196	53,271	3	UNITED STATES ETATS-UNIS	64
68499-37	DIMMERS, LIGHTING CIRCUIT GRADATEURS, CIRCUIT D'ECLAIRAGE							
	QTY. METRIC (NO) QUANT. METRIQUE (NOMB)	300,243	585,470	855,412	569,414	24		
	QTY. IMPERIAL (NO) QUANT. IMPERIALE (NOMB)	300,243	585,470	855,412	569,414	24		
68499-50	RELAYS, ELECTRIC POWER, PROTECTIVE RELAIS PROTECTEURS POUR COURANT ELECTRIQUE							
	VALUE (\$000) VALEUR (\$000)	1,922	3,080	4,747	4,250	30	UNITED STATES ETATS-UNIS	98
68499-65	RESISTORS, POWER DISTRIBUTION RESISTANCES POUR DISTRIBUTION D'ENERGIE							
	VALUE (\$000) VALEUR (\$000)	7,603	9,131	8,040	9,511	8	UNITED STATES ETATS-UNIS	61
68499-88	SWITCHGEAR & PROTECTIVE EQUIPMENT NES, PTS OF PIECES DE MATERIEL DE COMMUTATION ET DE PROTECTION NDA							
	VALUE (\$000) VALEUR (\$000)	4,013	3,450	4,271	6,128	15	UNITED STATES ETATS-UNIS	87
	VALUE (\$000) VALEUR (\$000)	13,674	9,992	14,422	19,160	12	UNITED STATES ETATS-UNIS	60
68859	INDUSTRIAL CONTROL EQUIPMENT & PTS MECANISME DE COMMANDE INDUS. ET PCS							
	VALUE (\$000) VALEUR (\$000)	87,033	86,884	118,687	124,419	13	UNITED STATES ETATS-UNIS	89
68859-30	CONTROLERS, ELECTRIC MOTOR REGULATEURS DE MOTEUR ELECTRIQUE							
	QTY. METRIC (NO) QUANT. METRIQUE (NOMB)	96,276	17,406	58,601	203,975	28		
	QTY. IMPERIAL (NO) QUANT. IMPERIALE (NOMB)	96,276	17,406	58,601	203,975	28		
68859-40	SWITCHES, INDUSTRIAL CONTROL TYPE COMMUTATEURS TYPE COMMANDE INDUSTRIELLE							
	VALUE (\$000) VALEUR (\$000)	3,108	1,390	2,098	3,861	7	UNITED STATES ETATS-UNIS	92
	QTY. METRIC (NO) QUANT. METRIQUE (NOMB)	465,390	654,975	799,950	852,055	22		
	QTY. IMPERIAL (NO) QUANT. IMPERIALE (NOMB)	465,390	654,975	799,950	852,055	22		
68859-45	SWITCHES, PRECISION SNAP ACTING GAP MICRODISPOSITIFS ELECTRIQUES, TOUS GENRES							
	VALUE (\$000) VALEUR (\$000)	7,545	8,868	10,479	13,447	21	UNITED STATES ETATS-UNIS	94
68859-88	CONTROL EQUIPMENT, ELECTRICAL, IND PTS OF NES PIECES DE MATERIEL DE COMM. ELECT., INDUSTRIE, NDA							
	VALUE (\$000) VALEUR (\$000)	4,846	5,264	6,797	3,215	-13	UNITED STATES ETATS-UNIS	75
	VALUE (\$000) VALEUR (\$000)	50,145	54,865	82,045	85,506	19	UNITED STATES ETATS-UNIS	89

## IMPORT DATA TRENDS - TENDANCES DES DONNEES SUR L'IMPORTATION

## SECTION 3 - END PRODUCTS, INEDIBLE

## SECTION 3 - PRODUITS FINIS, NON COMESTIBLES

CODE	COMMODITY MARCHANDISE	1982	1983	1984	AVE. ANNUAL GROWTH RATE (%) 1982-1985		MAJOR COUNTRY OF EXPORT - SHARE OF IMPORT MARKET (%) 1985	
					1985	ANNUEL MOYEN	PAYS EXPORTATEUR PRINCIPAL - PART DU MARCHE DES IMPORTATIONS	
68869	WIRING DEVICES AND PARTS DISPOSITIFS DE CABLAGE ET PIECES							
	VALUE (\$000)	72.185	96.156	124.970	117.725	17	UNITED STATES	94
68869-36	CORD. ELEC. APPLIANCE CORDONS POUR APPAREILS ELECTRIQUES						ETATS-UNIS	
	VALUE (\$000)	1.499	2.425	3.298	3.589	33	UNITED STATES	83
68869-45	CONNECTORS, ELECTRIC WIRING DEVICES CONNECTEURS, DISPOSITIFS ELECTRIQUES DE CABLAGE						ETATS-UNIS	
	VALUE (\$000)	11.955	13.257	26.912	24.942	28	UNITED STATES	96
68869-50	PLUGS, ELECTRICAL /WIRING DEVICES/ FICHES ELECTRIQUES, DISPOSITIFS DE CABLAGE						ETATS-UNIS	
	VALUE (\$000)	1.992	2.529	3.250	3.370	19	UNITED STATES	92
68869-51	RECEPTACLES, ELECTRIC, LIGHTING & POWER PRISES DE COURANT, ECLAIRAGE ET PUISSANCE						ETATS-UNIS	
	VALUE (\$000)	1.757	2.613	3.084	4.153	33	UNITED STATES	100
68869-54	SWITCHES, WIRING DEVICE, EXC POWER INTERRUPTEURS, DISPOSITIF DE CABLAGE SF H/V						ETATS-UNIS	
	QTY. METRIC (ND) QUANT. METRIQUE (NOMB)	2,617,763	4,187,196	5,556,663	3,619,366	11		
	QTY. IMPERIAL (ND) QUANT. IMPERIALE (NOMB)	2,617,763	4,187,196	5,556,663	3,619,366	11		
	VALUE (\$000)	2.621	4.354	5.820	3.784	13	UNITED STATES	74
68869-88	WIRING DEVICES, ELECTRIC CURRENT NES, PARTS PIECES DE DISPOSITIFS DE CABLAGE, COURANT ELECT NDA						ETATS-UNIS	
	VALUE (\$000)	20,240	31,583	39,640	39,150	24	UNITED STATES	98
	VALEUR (\$000)						ETATS-UNIS	
68879	CONVERTER EQUIPMENT AND PARTS APPAREILS CONVERTISSEURS ET PIECES							
	VALUE (\$000)	36.709	58.382	56.294	53.278	13	UNITED STATES	74
68879-20	CHARGERS, BATTERY, COMMERCIAL CHARGEURS DE BATTERIES, USAGE COMMERCIAL						ETATS-UNIS	
	QTY. METRIC (NO) QUANT. METRIQUE (NOMB)	17,906	24,469	32,120	31,571	21		
	QTY. IMPERIAL (NO) QUANT. IMPERIALE (NOMB)	17,906	24,469	32,120	31,571	21		
	VALUE (\$000)	3.354	3.515	5.224	4.781	13	UNITED STATES	85
68879-25	CHARGERS, BATTERY, DOMESTIC TYPE CHARGEURS DE BATTERIES, TYPE DOMESTIQUE						ETATS-UNIS	
	QTY. METRIC (NO) QUANT. METRIQUE (NOMB)	207,289	749,800	1,112,871	1,070,386	72		
	QTY. IMPERIAL (NO) QUANT. IMPERIALE (NOMB)	207,289	749,800	1,112,871	1,070,386	72		
	VALUE (\$000)	2.360	3.258	5.397	5.544	33	UNITED STATES	46
68879-49	POWER SUPPLY, NES BLOCS D'ALIMENTATION NDA						ETATS-UNIS	
	QTY. METRIC (ND) QUANT. METRIQUE (NOMB)	53,269	42,716	50,257	50,948	-1		
	QTY. IMPERIAL (ND) QUANT. IMPERIALE (NOMB)	53,269	42,716	50,257	50,948	-1		

## IMPORT DATA TRENDS - TENDANCES DES DONNEES SUR L'IMPORTATION

## SECTION 3 - END PRODUCTS, INEDIBLE

## SECTION 3 - PRODUITS FINIS, NON COMESTIBLES

CODE	COMMODITY MARCHANDISE	1982	1983	1984	AVE. ANNUAL GROWTH RATE (%) 1982-1985 TAUX DE CROISSANCE ANNUEL MOYEN		MAJOR COUNTRY OF EXPORT - SHARE OF IMPDRT MARKET (%) 1985 PAYS EXPORTATEUR PRINCIPAL - PART DU MARCHE DES IMPORTATIONS	
					1985	ANNUEL MOYEN		
68879-49	POWER SUPPLY, NES BLOCS D'ALIMENTATION NDA			(CONT-D) (SUITE)				
	VALUE (\$000) VALEUR (\$000)	13,380	17,112	18,540	18,410	11	UNITED STATES ETATS-UNIS	91
68879-50	RECTIFIER SETS, INDUSTRIAL GROUPE REDRESSEURS INDUSTRIEL							
	QTY. METRIC (NO) QUANT. METRIQUE (NOMB)	9,472	4,070	6,711	10,823	4		
	QTY. IMPERIAL (NO) QUANT. IMPERIALE (NOMB)	9,472	4,070	6,711	10,823	4		
	VALUE (\$000) VALEUR (\$000)	4,200	8,878	12,947	6,798	17	UNITED STATES ETATS-UNIS	73
68879-69	CONVERTER EQUIPMENT, ELECTRIC NES EQUIPEMENT POUR CDNVERTISSEURS ELECT NDA							
	VALUE (\$000) VALEUR (\$000)	5,425	5,757	5,724	10,106	23	UNITED STATES ETATS-UNIS	65
68908	STARTER MOTORS AND ASSEMBLIES MOTEURS DE DEMARRAGE ET ENSEMBLES							
	QTY. METRIC (NO) QUANT. METRIQUE (NOMB)	890,286	1,178,610	1,527,185	1,513,308	19		
	QTY. IMPERIAL (NO) QUANT. IMPERIALE (NOMB)	890,286	1,178,610	1,527,185	1,513,308	19		
	VALUE (\$000) VALEUR (\$000)	40,065	52,969	70,793	76,989	24	UNITED STATES ETATS-UNIS	98
68912	DISTRIBUTORS AND ASSEMBLIES DISTRIBUTEURS ET ENSEMBLES							
	QTY. METRIC (NO) QUANT. METRIQUE (NOMB)	630,805	1,306,596	2,173,424	1,926,017	44		
	QTY. IMPERIAL (NO) QUANT. IMPERIALE (NOMB)	630,805	1,306,596	2,173,424	1,926,017	44		
	VALUE (\$000) VALEUR (\$000)	38,861	63,005	107,735	103,296	38	UNITED STATES ETATS-UNIS	100
68916	GENERATORS INT. COMBUST ENGINE TYPE GENERATEURS, TYPE COMBUST. INTERNE							
	QTY. METRIC (NO) QUANT. METRIQUE (NOMB)	1,082,153	1,407,323	1,715,184	1,693,844	16		
	QTY. IMPERIAL (NO) QUANT. IMPERIALE (NOMB)	1,082,153	1,407,323	1,715,184	1,693,844	16		
	VALUE (\$000) VALEUR (\$000)	55,945	68,392	86,722	93,010	18	UNITED STATES ETATS-UNIS	98
68924	SPARK PLUGS BOUGIES D'ALLUMAGE							
	QTY. METRIC (NO) QUANT. METRIQUE (NOMB)	15,226,970	19,822,655	26,033,255	29,806,634	25		
	QTY. IMPERIAL (NO) QUANT. IMPERIALE (NOMB)	15,226,970	19,822,655	26,033,255	29,806,634	25		
	VALUE (\$000) VALEUR (\$000)	11,982	15,546	20,695	20,911	20	UNITED STATES ETATS-UNIS	63
68989	ELEC EQUIP FOR INT COMBUST ENG NES MAT ELEC DE MOTEUR COMBUST INT. NDA							
	VALUE (\$000) VALEUR (\$000)	60,727	125,524	144,788	118,820	25	UNITED STATES ETATS-UNIS	96

SEE EXPLANATORY NOTES / VOIR NOTES EXPLICATIVES

## IMPORT DATA TRENDS - TENDANCES DES DONNEES SUR L'IMPORTATION

## SECTION 3 - END PRODUCTS, INEDIBLE

## SECTION 3 - PRODUITS FINIS, NON COMESTIBLES

CODE	COMMODITY MARCHANDISE	1982	1983	1984	AVE. ANNUAL GROWTH RATE (%) 1982-1985 TAUX DE CROISSANCE 1985 ANNUEL MOYEN		MAJOR COUNTRY OF EXPORT - SHARE OF IMPORT MARKET (%) 1985 PAYS EXPORTATEUR PRINCIPAL - PART DU MARCHE DES IMPORTATIONS	
68989-30	COILS, IGNITION BOBINES D'ALLUMAGE							
	QTY. METRIC (NO) QUANT. METRIQUE (NOMB)	862,663	749,541	884,698	828,834	-1		
	QTY. IMPERIAL (NO) QUANT. IMPERIALE (NOMB)	862,663	749,541	884,698	828,834	-1		
	VALUE (\$000) VALEUR (\$000)	6,029	4,567	5,116	7,009	5	UNITED STATES ETATS-UNIS	94
68989-50	REGULATORS, VOLTAGE, INT COMBUST ENGINE REGULATEURS DE TENSION POUR MOTEUR A COMBUSTION INTERNE							
	QTY. METRIC (NO) QUANT. METRIQUE (NOMB)	1,121,649	1,283,160	1,598,800	1,145,970	1		
	QTY. IMPERIAL (NO) QUANT. IMPERIALE (NOMB)	1,121,649	1,283,160	1,598,800	1,145,970	1		
	VALUE (\$000) VALEUR (\$000)	7,441	8,478	10,873	7,186	-1	UNITED STATES ETATS-UNIS	83
68995	PARTS OF ELECTRIC EQUIP FOR ENGINES PCS. D'APPAREILS ELEC. POUR MOTEURS							
	VALUE (\$000) VALEUR (\$000)	75,714	102,643	144,034	134,704	21	UNITED STATES ETATS-UNIS	92
68995-29	DISTRIBUTORS, IGNITION, PARTS OF, NES DISTRIBUTEUR D'ALLUMAGE, PIECES NDA							
	VALUE (\$000) VALEUR (\$000)	17,926	11,913	11,351	10,304	-17	UNITED STATES ETATS-UNIS	88
68995-39	SPARK PLUGS, METAL PARTS, NES PIECES METALLIQUES DE BOUGIE D'ALLUMAGE, NDA							
	VALUE (\$000) VALEUR (\$000)	1,230	1,682	3,658	3,323	39	UNITED STATES ETATS-UNIS	74
68995-49	STARTER-MOTORS, INT COMBUST ENG, PTS OF, NES DEMARREUR, MOTEUR A COMBUSTION INTERNE, PIECES, NDA							
	VALUE (\$000) VALEUR (\$000)	9,998	6,215	10,865	10,031	0	UNITED STATES ETATS-UNIS	86
68995-59	GENERATORS, INT COMBUST ENG, PARTS OF NES PIECES DE GENERATRICES NDA, MOTEURS A COMBUSTION INTERNE							
	VALUE (\$000) VALEUR (\$000)	9,571	4,174	7,366	6,307	-13	UNITED STATES ETATS-UNIS	96
68995-60	SWITCHES, IGNITION COMMUTEUR D'ALLUMAGE							
	VALUE (\$000) VALEUR (\$000)	2,965	3,928	6,248	7,827	38	UNITED STATES ETATS-UNIS	92
69209	VACUUM CLEANERS, ELECTRIC, DOMESTIC ASPIRATEURS ELECTRIQUES MENAGERS							
	QTY. METRIC (NO) QUANT. METRIQUE (NOMB)	157,604	173,923	227,242	240,978	15		
	QTY. IMPERIAL (NO) QUANT. IMPERIALE (NOMB)	157,604	173,923	227,242	240,978	15		
	VALUE (\$000) VALEUR (\$000)	15,446	19,756	28,802	33,280	29	UNITED STATES ETATS-UNIS	93
69209-20	CLEANERS, VACUUM, DOMESTIC, UPRIGHT ASPIRATEUR-BALAI, MENAGER							
	QTY. METRIC (NO) QUANT. METRIQUE (NOMB)	33,245	47,290	134,980	169,613	71		
	QTY. IMPERIAL (NO) QUANT. IMPERIALE (NOMB)	33,245	47,290	134,980	169,613	71		
	VALUE (\$000) VALEUR (\$000)	2,070	4,739	16,257	22,280	119	UNITED STATES ETATS-UNIS	95

SEE EXPLANATORY NOTES / VOIR NOTES EXPLICATIVES

## IMPORT DATA TRENDS - TENDANCES DES DONNÉES SUR L'IMPORTATION

SECTION 3 - END PRODUCTS, INEDIBLE				SECTION 3 - PRODUITS FINIS, NON COMESTIBLES					
CODE	COMMODITY MARCHANDISE	1982	1983	1984	AVE. ANNUAL GROWTH RATE (%) 1982-1985 TAUX DE CROISSANCE 1985 ANNUEL MOYEN	MAJOR COUNTRY OF EXPORT - SHARE OF IMPORT MARKET (%) 1985 PAYS EXPORTATEUR PRINCIPAL - PART OU MARCHÉ DES IMPORTATIONS			
69209-30	CLEANERS, VACUUM, DOMESTIC, CANNISTER ASPIRATEUR-TRAINEAU MENAGER								
	QTY. METRIC (NO) QUANT. METRIQUE (NOMB)	124,359	126,633	92,262	71,365	-17			
	QTY. IMPERIAL (NO) QUANT. IMPERIALE (NOMB)	124,359	126,633	92,262	71,365	-17			
	VALUE (\$000) VALEUR (\$000)	13,376	15,017	12,535	10,999	-6	UNITED STATES ETATS-UNIS	88	
69215	CLEANING EQUIPMENT, ELECTRIC N E S APPAREILS DE NETTOYAGE ELEC. N O A								
	QTY. METRIC (NO) QUANT. METRIQUE (NOMB)	123,992	265,590	460,152	329,123	38			
	QTY. IMPERIAL (NO) QUANT. IMPERIALE (NOMB)	123,992	265,590	460,152	329,123	38			
	VALUE (\$000) VALEUR (\$000)	11,711	16,088	21,404	16,380	12	UNITED STATES ETATS-UNIS	73	
69215-20	CLEANERS, VACUUM, COMMERCIAL OR INDUSTRIAL ASPIRATEUR, USAGE COMMERCIAL OU INDUSTRIEL								
	QTY. METRIC (NO) QUANT. METRIQUE (NOMB)	22,053	20,205	23,231	17,210	-8			
	QTY. IMPERIAL (NO) QUANT. IMPERIALE (NOMB)	22,053	20,205	23,231	17,210	-8			
	VALUE (\$000) VALEUR (\$000)	5,596	4,412	5,799	4,519	-7	UNITED STATES ETATS-UNIS	74	
69215-30	CLEANERS, VACUUM, DOMESTIC, HANDHELD TYPES ASPIRATEUR ELECTRIQUE MENAGER, A MAIN								
	QTY. METRIC (NO) QUANT. METRIQUE (NOMB)	67,251	190,871	374,604	270,442	58			
	QTY. IMPERIAL (NO) QUANT. IMPERIALE (NOMB)	67,251	190,871	374,604	270,442	58			
	VALUE (\$000) VALEUR (\$000)	1,001	2,484	4,621	4,251	61	UNITED STATES ETATS-UNIS	39	
69219	PARTS FOR ELECTRIC CLEANING EQUIP. PCS & ACCESS O'APP. NETTOYAGE ELEC.								
	VALUE (\$000) VALEUR (\$000)	29,536	33,897	41,031	48,497	18	UNITED STATES ETATS-UNIS	95	
69219-29	CLEANING EQUIPMENT, FLOOR, ELEC. NES, PARTS PIECES O'APPAREILS OE NETTOYAGE ELECT NOA								
	VALUE (\$000) VALEUR (\$000)	19,098	23,910	27,491	31,955	18	UNITED STATES ETATS-UNIS	95	
69219-40	BAGS, VACUUM CLEANER, DISPOSABLE SACS JETABLES O'ASPIRATEUR ELECTRIQUE								
	VALUE (\$000) VALEUR (\$000)	3,023	3,073	4,009	6,208	27	UNITED STATES ETATS-UNIS	99	
69219-49	CLEANERS, VACUUM, ELECTRIC, ATTACHMENTS, NES ACCESSOIRES O'ASPIRATEUR ELECTRIQUE, NOA								
	VALUE (\$000) VALEUR (\$000)	7,415	6,914	9,530	10,334	11	UNITED STATES ETATS-UNIS	93	
69229	FLOOR POLISHERS, ELECTRIC AND PARTS CIREUSES ELECTRIQUES ET PIECES								
	QTY. METRIC (NO) QUANT. METRIQUE (NOMB)	5,621	6,552	4,309	4,084	-10			
	QTY. IMPERIAL (NO) QUANT. IMPERIALE (NOMB)	5,621	6,552	4,309	4,084	-10			

SEE EXPLANATORY NOTES / VOIR NOTES EXPLICATIVES



## IMPORT DATA TRENDS - TENDANCES DES DONNEES SUR L'IMPORTATION

## SECTION 3 - END PRODUCTS, INEDIBLE

## SECTION 3 - PRODUITS FINIS, NON COMESTIBLES

CODE	COMMODITY MARCHANDISE		1982	1983	1984	AVE. ANNUAL GROWTH RATE (%) 1982-1985 TAUX DE CROISSANCE 1985 ANNUEL MOYEN		MAJOR COUNTRY OF EXPORT - SHARE OF IMPORT MARKET (%) 1985 PAYS EXPORTATEUR PRINCIPAL - PART DU MARCHE DES IMPORTATIONS	
69229	FLOOR POLISHERS, ELECTRIC AND PARTS CIREUSES ELECTRIQUES ET PIECES				(CONT-D) (SUITE)				
	VALUE (\$000) VALEUR (\$000)		2,779	2,194	2,368	1,952	-11	UNITED STATES ETATS-UNIS	96
69232	FLOOR SANDERS, ELECTRIC, AND PARTS SABLEUSES ELECTRIQUES ET PIECES								
	QTY. METRIC (NO) QUANT. METRIQUE (NOMB)		427	781	1,199	1,324	45		
	QTY. IMPERIAL (NO) QUANT. IMPERIALE (NOMB)		427	781	1,199	1,324	45		
	VALUE (\$000) VALEUR (\$000)		425	805	1,145	1,376	47	UNITED STATES ETATS-UNIS	42
69327	NICKEL CADMIUM & ALKALINE BATTERIES ACCU NICKEL CADMIUM ET ALCALIN								
	QTY. METRIC (NO) QUANT. METRIQUE (NOMB)		14,654,166	24,201,457	26,966,240	32,118,735	30		
	QTY. IMPERIAL (NO) QUANT. IMPERIALE (NOMB)		14,654,166	24,201,457	26,966,240	32,118,735	30		
	VALUE (\$000) VALEUR (\$000)		13,047	20,286	25,510	27,847	28	UNITED STATES ETATS-UNIS	53
69327-25	BATTERIES, ALKALINE, ALL TYPES PILES ALCALINES, TOUS GENRES								
	QTY. METRIC (NO) QUANT. METRIQUE (NOMB)		13,450,232	21,810,082	23,699,005	27,577,429	27		
	QTY. IMPERIAL (NO) QUANT. IMPERIALE (NOMB)		13,450,232	21,810,082	23,699,005	27,577,429	27		
	VALUE (\$000) VALEUR (\$000)		9,601	14,157	16,010	15,566	17	UNITED STATES ETATS-UNIS	59
69327-40	BATTERIES, NICKEL-CADMIUM PILES AU CADMIUM-NICKEL								
	QTY. METRIC (NO) QUANT. METRIQUE (NOMB)		1,167,188	2,322,461	3,244,539	4,521,372	56		
	QTY. IMPERIAL (NO) QUANT. IMPERIALE (NOMB)		1,167,188	2,322,461	3,244,539	4,521,372	56		
	VALUE (\$000) VALEUR (\$000)		3,335	5,969	9,427	12,212	53	UNITED STATES ETATS-UNIS	46
69329	WET CELL STORAGE BATTERIES N E S ACCUMULATEURS A PILES HUMIDES N D A								
	QTY. METRIC (NO) QUANT. METRIQUE (NOMB)		1,064,838	1,474,986	1,917,460	2,068,201	24		
	QTY. IMPERIAL (NO) QUANT. IMPERIALE (NOMB)		1,064,838	1,474,986	1,917,460	2,068,201	24		
	VALUE (\$000) VALEUR (\$000)		33,038	45,760	65,413	67,890	27	UNITED STATES ETATS-UNIS	89
69329-20	BATTERIES, STORAGE, MOTOR VEHICLE ACCUMULATEUR DE VEHICULE A MOTEUR								
	QTY. METRIC (NO) QUANT. METRIQUE (NOMB)		781,083	1,131,171	1,464,225	1,597,849	27		
	QTY. IMPERIAL (NO) QUANT. IMPERIALE (NOMB)		781,083	1,131,171	1,464,225	1,597,849	27		
	VALUE (\$000) VALEUR (\$000)		21,585	27,671	45,569	49,217	31	UNITED STATES ETATS-UNIS	93

## IMPORT DATA TRENDS - TENDANCES DES DONNEES SUR L'IMPORTATION

## SECTION 3 - END PRODUCTS, INEDIBLE

## SECTION 3 - PRODUITS FINIS, NON COMESTIBLES

CODE	COMMODITY MARCHANDISE		1982	1983	1984	AVE. ANNUAL GROWTH RATE (%) 1982-1985 TAUX DE CROISSANCE 1985 ANNUEL MOYEN		MAJOR COUNTRY OF EXPORT - SHARE OF IMPORT MARKET (%) 1985 PAYS EXPORTATEUR PRINCIPAL - PART DU MARCHE DES IMPORTATIONS	
69348	DRY CELL FLASHLIGHT BATTERIES PILES SECHES POUR LAMPES DE POCHE								
	QTY. METRIC (NO) QUANT. METRIQUE (NOMB)		4,056,293	3,299,247	2,048,499	3,996,199	0		
	QTY. IMPERIAL (NO) QUANT. IMPERIALE (NOMB)		4,056,293	3,299,247	2,048,499	3,996,199	0		
	VALUE (\$000) VALEUR (\$000)		849	432	628	911	2	UNITED STATES ETATS-UNIS	91
69352	DRY CELL HEARING AID BATTERIES PILES SECHES D'APPAREILS AUDITIFS								
	QTY. METRIC (NO) QUANT. METRIQUE (NOMB)		5,714,698	7,537,358	5,369,430	6,539,779	4		
	QTY. IMPERIAL (NO) QUANT. IMPERIALE (NOMB)		5,714,698	7,537,358	5,369,430	6,539,779	4		
	VALUE (\$000) VALEUR (\$000)		1,697	2,142	1,922	2,190	9	UNITED STATES ETATS-UNIS	96
69359	BATTERIES NES PILES N D A								
	QTY. METRIC (NO) QUANT. METRIQUE (NOMB)		28,642,712	33,736,633	38,402,663	38,672,459	10		
	QTY. IMPERIAL (NO) QUANT. IMPERIALE (NOMB)		28,642,712	33,736,633	38,402,663	38,672,459	10		
	VALUE (\$000) VALEUR (\$000)		17,948	21,189	24,013	25,776	13	UNITED STATES ETATS-UNIS	51
69395	PARTS & SUPPLIES FOR BATTERIES NES PIECES ACCESSOIRES DE BATTERIES NDA								
	VALUE (\$000) VALEUR (\$000)		17,902	21,877	28,470	30,768	20	UNITED STATES ETATS-UNIS	89
69704	FOOD MIXERS JUICERS ELEC. & PTS NES MALAXEURS, PRESSEIRS A JUS ELEC NDA								
	VALUE (\$000) VALEUR (\$000)		8,069	9,333	18,167	17,888	30	SPAIN ESPAGNE	40
69704-20	FOOD MIXERS, DOMESTIC, ELECTRIC MALAXEURS, ELECTRIQUES PDUR ALIMENTS, USAGE DOMESTIQUE								
	QTY. METRIC (NO) QUANT. METRIQUE (NOMB)		122,848	248,147	816,510	674,311	75		
	QTY. IMPERIAL (NO) QUANT. IMPERIALE (NOMB)		122,848	248,147	816,510	674,311	75		
	VALUE (\$000) VALEUR (\$000)		2,541	3,944	11,011	10,509	60	SPAIN ESPAGNE	58
69719	FOOD PREP APPLIANCES ELEC & PTS NES ACCESS ELEC. PREP. ALIMENTS PCS NDA								
	VALUE (\$000) VALEUR (\$000)		24,548	30,568	29,925	32,405	10	UNITED STATES ETATS-UNIS	39
69719-20	FOOD GRINDERS, ELECTRIC BROYEURS D'ALIMENTS, ELECTRIQUES								
	QTY. METRIC (NO) QUANT. METRIQUE (NOMB)		144,420	150,311	187,310	199,169	11		
	QTY. IMPERIAL (NO) QUANT. IMPERIALE (NOMB)		144,420	150,311	187,310	199,169	11		
	VALUE (\$000) VALEUR (\$000)		2,403	2,535	2,745	3,229	10	FRANCE FRANCE	27

SEE EXPLANATORY NOTES / VOIR NOTES EXPLICATIVES

## IMPORT DATA TRENDS - TENDANCES DES DONNEES SUR L'IMPORTATION

## SECTION 3 - END PRODUCTS, INEDIBLE

## SECTION 3 - PRODUITS FINIS, NON COMESTIBLES

CODE	COMMODITY MARCHANDISE	1982	1983	1984	1985	AVE. ANNUAL GROWTH RATE (%) 1982-1985 TAUX DE CROISSANCE ANNUUEL MOYEN	MAJOR COUNTRY OF EXPORT - SHARE OF IMPORT MARKET (%) 1985 PAYS EXPORTATEUR PRINCIPAL - PART DU MARCHE DES IMPORTATIONS	
69719-88	FOOD PREPARATION APPLIANCES, ELEC. PARTS NES PIECES D'APP. ELECT. SERVANT A APPR LES ALIMENTS, NDA							
	VALUE (\$000) VALEUR (\$000)	4,018	5,115	3,933	4,138	1	UNITED STATES ETATS-UNIS	83
69754	DISHWASHERS, ELECTRIC, DOMESTIC MACH. A LAVER VAISSELLE ELEC MENAGE							
	QTY. METRIC (NO) QUANT. METRIQUE (NOMB)	32,220	60,149	58,890	38,442	6		
	QTY. IMPERIAL (NO) QUANT. IMPERIALE (NOMB)	32,220	60,149	58,890	38,442	6		
	VALUE (\$000) VALEUR (\$000)	9,958	18,314	18,892	14,032	12	UNITED STATES ETATS-UNIS	100
69755	DISHWASHER PTS, ELECTRIC, DOMESTIC PCS. DE MACH LAVER VAISSELLE MENAGE							
	VALUE (\$000) VALEUR (\$000)	13,116	15,363	17,000	20,464	16	UNITED STATES ETATS-UNIS	97
69758	GARBAGE DISP UNITS ELEC DOM AND PTS APP D'EVACUATION ORDURES MENAGE PCS							
	QTY. METRIC (NO) QUANT. METRIQUE (NOMB)	34,791	45,709	53,025	49,439	12		
	QTY. IMPERIAL (NO) QUANT. IMPERIALE (NOMB)	34,791	45,709	53,025	49,439	12		
	VALUE (\$000) VALEUR (\$000)	4,229	5,859	6,335	6,840	17	UNITED STATES ETATS-UNIS	100
69758-20	GARBAGE DISPOSAL UNITS, DOMESTIC, ELECTRIC BRDYEURS ELECTRIQUES A DECHETS, USAGE DOMESTIQUE							
	QTY. METRIC (NO) QUANT. METRIQUE (NOMB)	31,567	42,053	49,948	45,023	13		
	QTY. IMPERIAL (NO) QUANT. IMPERIALE (NOMB)	31,567	42,053	49,948	45,023	13		
	VALUE (\$000) VALEUR (\$000)	2,981	4,367	5,154	5,266	21	UNITED STATES ETATS-UNIS	100
69762	FANS AIR CIRCULATORS ELEC PDRT & PT VENTILATEURS ETC ELEC PDRTATIFS PCS							
	QTY. METRIC (NO) QUANT. METRIQUE (NOMB)	735,237	607,758	631,121	655,730	-4		
	QTY. IMPERIAL (NO) QUANT. IMPERIALE (NOMB)	735,237	607,758	631,121	655,730	-4		
	VALUE (\$000) VALEUR (\$000)	11,728	10,937	10,541	13,647	5	UNITED STATES ETATS-UNIS	32
69762-30	FANS AND AIR CIRCULATORS, ELEC PORTABLE VENTILATEURS ET CIRCULATEURS D'AIR ELECTRIQUES, PORTATIFS							
	QTY. METRIC (NO) QUANT. METRIQUE (NOMB)	704,110	508,246	516,967	536,499	-9		
	QTY. IMPERIAL (NO) QUANT. IMPERIALE (NOMB)	704,110	508,246	516,967	536,499	-9		
	VALUE (\$000) VALEUR (\$000)	9,542	7,380	6,536	7,495	-7	UNITED STATES ETATS-UNIS	40
69762-88	FANS AND AIR CIRCULATORS, ELEC PDRT, PARTS OF PIECES DE VENT. ET DE CIRC. D'AIR ELECTRIQUES, PDRTATIFS							
	VALUE (\$000) VALEUR (\$000)	1,482	1,656	1,946	3,875	37	KOREA, SOUTH COREE DU SUD	40

## IMPORT DATA TRENDS - TENDANCES DES DONNEES SUR L'IMPORTATION

## SECTION 3 - END PRODUCTS, INEDIBLE

## SECTION 3 - PRODUITS FINIS, NON COMESTIBLES

CODE	COMMODITY MARCHANDISE		1982	1983	1984	AVE. ANNUAL GROWTH RATE (%) 1982-1985 TAUX DE CROISSANCE 1985 ANNUEL MOYEN		MAJOR COUNTRY OF EXPORT - SHARE OF IMPORT MARKET (%) 1985 PAYS EXPORTATEUR PRINCIPAL - PART DU MARCHE DES IMPORTATIONS	
69769	FANS & VENTILATORS, ELEC. & PTS NES VENTILATEURS ELEC. ET PIECES N D A								
	QTY. METRIC (NO) QUANT. METRIQUE (NOMB)		189,206	231,139	458,994	541,698	41		
	QTY. IMPERIAL (NO) QUANT. IMPERIALE (NOMB)		189,206	231,139	458,994	541,698	41		
	VALUE (\$000) VALEUR (\$000)		20,043	22,224	29,233	35,424	21	UNITED STATES ETATS-UNIS	52
69769-20	FANS, ELEC. CEILING VENTILATEURS ELECTRIQUES DE PLAFOND								
	QTY. METRIC (NO) QUANT. METRIQUE (NOMB)		154,679	180,888	312,300	419,417	39		
	QTY. IMPERIAL (NO) QUANT. IMPERIALE (NOMB)		154,679	180,888	312,300	419,417	39		
	VALUE (\$000) VALEUR (\$000)		7,069	7,319	11,972	14,597	27	TAIWAN TAIWAN	48
69769-30	FANS, ROOF VENTILATORS, ELECTRIC VENTILATEURS ELECTRIQUES DE TOITURE								
	QTY. METRIC (NO) QUANT. METRIQUE (NOMB)		11,357	14,071	15,012	36,514	47		
	QTY. IMPERIAL (NO) QUANT. IMPERIALE (NOMB)		11,357	14,071	15,012	36,514	47		
	VALUE (\$000) VALEUR (\$000)		2,673	2,081	2,495	3,716	11	UNITED STATES ETATS-UNIS	73
69769-40	FANS, EXHAUST, PERMANENT INSTALLATION VENTILATEURS ASPIRANTS, INSTALLATION PERMANENTE								
	QTY. METRIC (NO) QUANT. METRIQUE (NOMB)		23,170	36,180	131,682	85,767	54		
	QTY. IMPERIAL (NO) QUANT. IMPERIALE (NOMB)		23,170	36,180	131,682	85,767	54		
	VALUE (\$000) VALEUR (\$000)		3,960	4,959	7,223	6,627	18	UNITED STATES ETATS-UNIS	84
69769-88	FANS, UNIT AND ROOF VENTILATOR, ELEC NES, PTS PIECES DE VENT. SOUF. ET DE VENT. DE TOITURE ELECT., NDA								
	VALUE (\$000) VALEUR (\$000)		6,341	7,865	7,543	10,483	18	UNITED STATES ETATS-UNIS	81
69771	ELECTRIC BLANKETS AND PARTS COUVERTURES ELECTRIQUES ET PIECES								
	QTY. METRIC (NO) QUANT. METRIQUE (NOMB)		717	155	404	524	-10		
	QTY. IMPERIAL (NO) QUANT. IMPERIALE (NOMB)		717	155	404	524	-10		
	VALUE (\$000) VALEUR (\$000)		909	1,280	1,176	1,745	24	UNITED STATES ETATS-UNIS	100
69781	ELEC. HAIR STYLING EQUIP. DOM & PTS APP. ELEC., MISE EN PLIS DOM. & PCE								
	VALUE (\$000) VALEUR (\$000)		22,710	27,183	28,130	27,242	6	HONG KONG HONG-KONG	64
69781-40	DRYERS, HAIR, DOMESTIC, ELECTRIC SECHE-CHEVEUX ELECTRIQUE, MODELE FAMILIAL								
	QTY. METRIC (NO) QUANT. METRIQUE (NOMB)		1,364,801	1,623,592	1,851,015	1,701,122	8		
	QTY. IMPERIAL (NO) QUANT. IMPERIALE (NOMB)		1,364,801	1,623,592	1,851,015	1,701,122	8		
	VALUE (\$000) VALEUR (\$000)		10,778	12,026	13,097	12,373	5	HONG KONG HONG-KONG	81

SEE EXPLANATORY NOTES / VOIR NOTES EXPLICATIVES

## IMPORT DATA TRENDS - TENDANCES DES DONNÉES SUR L'IMPORTATION

## SECTION 3 - END PRODUCTS, INEDIBLE

## SECTION 3 - PRODUITS FINIS, NON COMESTIBLES

CODE	COMMODITY MARCHANDISE		1982	1983	1984	AVE. ANNUAL GROWTH RATE (%) 1982-1985		MAJOR COUNTRY OF EXPORT - SHARE OF IMPORT MARKET (%) 1985	
						1985	ANNUEL MOYEN	PAYS EXPORTATEUR PRINCIPAL - PART DU MARCHÉ DES IMPORTATIONS	
69781-50	CURLERS, HAIR, DOMESTIC, ELECTRIC BIGOUIS CHAUFFANTS MOD. FAMILIAL								
	QTY. METRIC (NO)		1,711,775	2,161,904	2,369,482	2,436,189	12		
	QUANT. METRIQUE (NOMB)								
	QTY. IMPERIAL (NO)		1,711,775	2,161,904	2,369,482	2,436,189	12		
	QUANT. IMPERIALE (NOMB)								
	VALUE (\$000)		8,478	10,521	10,572	11,272	10	HONG KONG	53
	VALEUR (\$000)							HONG-KONG	
69785	ELECTRIC CAN OPENERS AND PARTS OUVRE-BOITES ELECTRIQUES ET PIECES								
	QTY. METRIC (NO)		359,186	405,365	378,500	426,539	6		
	QUANT. METRIQUE (NOMB)								
	QTY. IMPERIAL (NO)		359,186	405,365	378,500	426,539	6		
	QUANT. IMPERIALE (NOMB)								
	VALUE (\$000)		4,138	4,908	5,516	4,875	6	UNITED STATES	48
	VALEUR (\$000)							ETATS-UNIS	
69785-20	ELECTRIC CAN OPENERS, DOMESTIC OUVRE-BOITES ELECTRIQUES, USAGE DOMESTIQUE								
	QTY. METRIC (NO)		359,186	405,365	378,500	426,539	6		
	QUANT. METRIQUE (NOMB)								
	QTY. IMPERIAL (NO)		359,186	405,365	378,500	426,539	6		
	QUANT. IMPERIALE (NOMB)								
	VALUE (\$000)		4,020	4,732	4,944	4,641	5	UNITED STATES	46
	VALEUR (\$000)							ETATS-UNIS	
69799	ELECTRICAL EQUIP APPL AND PARTS NES APPAREILS ACCESSOIRES ELEC. PCS NDA								
	VALUE (\$000)		81,822	91,564	98,054	108,793	10	UNITED STATES	63
	VALEUR (\$000)							ETATS-UNIS	
69799-59	ELECTROMAGNETS, NES /GENERAL PURPOSE/ ELECTRO-AIMANTS, NDA (USAGES MULTIPLES)								
	VALUE (\$000)		2,189	2,692	3,334	3,849	21	UNITED STATES	68
	VALEUR (\$000)							ETATS-UNIS	
69799-60	RAZORS, ELECTRIC RASOIRS ELECTRIQUES								
	QTY. METRIC (NO)		738,510	1,071,505	1,030,864	1,235,916	18		
	QUANT. METRIQUE (NOMB)								
	QTY. IMPERIAL (NO)		738,510	1,071,505	1,030,864	1,235,916	18		
	QUANT. IMPERIALE (NOMB)								
	VALUE (\$000)		15,323	21,100	21,772	24,005	16	NETHERLANDS	40
	VALEUR (\$000)							PAYS-BAS	
69799-79	OPENERS, DOOR, ELECTRIC, NES DISPOSITIF ELECTRIQUE POUR OUVRIR PORTES NDA								
	QTY. METRIC (NO)		32,567	45,441	71,479	53,709	18		
	QUANT. METRIQUE (NOMB)								
	QTY. IMPERIAL (NO)		32,567	45,441	71,479	53,709	18		
	QUANT. IMPERIALE (NOMB)								
	VALUE (\$000)		3,936	5,112	8,908	6,890	20	UNITED STATES	84
	VALEUR (\$000)							ETATS-UNIS	
69799-88	ELECTRICAL EQUIPMENT & APPLIANCES NES, PARTS PIECES D'APPAREILS ET DE MATERIEL ELECTRIQUES, NDA								
	VALUE (\$000)		24,037	27,985	28,063	36,837	15	UNITED STATES	85
	VALEUR (\$000)							ETATS-UNIS	

## IMPORT DATA TRENDS - TENDANCES DES DONNEES SUR L'IMPORTATION

## SECTION 3 - END PRODUCTS, INEDIBLE

## SECTION 3 - PRODUITS FINIS, NON COMESTIBLES

CODE	COMMODITY MARCHANDISE	1982	1983	1984	AVE. ANNUAL GROWTH RATE (%) 1982-1985 TAUX DE CROISSANCE ANNUEL MOYEN		MAJOR COUNTRY OF EXPDRT - SHARE OF IMPORT MARKET (%) 1985 PAYS EXPORTATEUR PRINCIPAL - PART DU MARCHE DES IMPORTATIONS	
					1985	ANNUEL MOYEN		
69805	WASHING MACH ELEC AUTOMATIC DOMESTIC MACH A LAVER ELEC AUTOMAT DE MENAGE							
	QTY. METRIC (NO) QUANT. METRIQUE (NOMB)	42,729	53,954	60,785	72,659	19		
	QTY. IMPERIAL (NO) QUANT. IMPERIALE (NOMB)	42,729	53,954	60,785	72,659	19		
	VALUE (\$000) VALEUR (\$000)	13,943	16,997	19,435	22,758	17	UNITED STATES ETATS-UNIS	74
69805-20	WASHING MACHINES, ELEC. AUTO. DOM SIZES LAVEUSES AUTOMATIQUES, DOMESTIQUE							
	QTY. METRIC (NO) QUANT. METRIQUE (NOMB)	42,603	53,840	60,778	72,612	19		
	QTY. IMPERIAL (NO) QUANT. IMPERIALE (NOMB)	42,603	53,840	60,778	72,612	19		
	VALUE (\$000) VALEUR (\$000)	13,889	16,940	19,433	22,729	18	UNITED STATES ETATS-UNIS	74
69809	WASHING MACH ELEC DOMESTIC SIZE NES MACHINES A LAVER ELEC DE MENAGE NDA							
	QTY. METRIC (NO) QUANT. METRIQUE (NOMB)	8,718	6,405	4,340	6,175	-11		
	QTY. IMPERIAL (NO) QUANT. IMPERIALE (NOMB)	8,718	6,405	4,340	6,175	-11		
	VALUE (\$000) VALEUR (\$000)	2,642	1,452	1,169	2,348	-4	UNITED STATES ETATS-UNIS	66
69819	PARTS OF WASHING MACH ELEC DOMESTIC PIECES DE MACH. A LAVER ELEC MENAGE							
	VALUE (\$000) VALEUR (\$000)	19,356	23,585	22,710	27,457	12	UNITED STATES ETATS-UNIS	93
69835	FLAT IRONS, ELECTRIC, AND PARTS FERS A REPASSER ELECTRIQUES, PIECES							
	QTY. METRIC (NO) QUANT. METRIQUE (NOMB)	644,294	810,392	1,028,202	1,448,738	31		
	QTY. IMPERIAL (NO) QUANT. IMPERIALE (NOMB)	644,294	810,392	1,028,202	1,448,738	31		
	VALUE (\$000) VALEUR (\$000)	10,563	11,660	16,786	22,881	29	UNITED STATES ETATS-UNIS	31
69835-25	IRONS, HAND, DOMESTIC, ELEC. STEAM FERS A REPASSER ELECTRIQUES A VAPEUR, USAGE DOMESTIQUE							
	QTY. METRIC (NO) QUANT. METRIQUE (NOMB)	578,444	671,508	892,324	1,244,010	29		
	QTY. IMPERIAL (NO) QUANT. IMPERIALE (NOMB)	578,444	671,508	892,324	1,244,010	29		
	VALUE (\$000) VALEUR (\$000)	9,146	10,107	14,952	19,705	29	UNITED STATES ETATS-UNIS	35
69855	CLOTHES DRYERS, ELECTRIC, DOMESTIC MACH. A SECHER LINGE, ELEC. MENAGE							
	QTY. METRIC (NO) QUANT. METRIQUE (NOMB)	21,901	29,686	34,007	38,014	20		
	QTY. IMPERIAL (NO) QUANT. IMPERIALE (NOMB)	21,901	29,686	34,007	38,014	20		
	VALUE (\$000) VALEUR (\$000)	5,444	6,969	8,316	9,334	19	UNITED STATES ETATS-UNIS	81

SEE EXPLANATORY NOTES / VOIR NOTES EXPLICATIVES

## IMPORT DATA TRENDS - TENDANCES DES DONNEES SUR L'IMPORTATION

## SECTION 3 - END PRODUCTS, INEDIBLE

## SECTION 3 - PRODUITS FINIS, NON COMESTIBLES

CODE	COMMODITY MARCHANDISE		1982	1983	1984	AVE. ANNUAL GROWTH RATE (%) 1982-1985		MAJOR COUNTRY OF EXPORT - SHARE OF IMPORT MARKET (%) 1985	
						1985	ANNUEL MOYEN	PAYS EXPORTATEUR PRINCIPAL - PART DU MARCHE DES IMPORTATIONS	
69855-20	DRYERS, CLOTHES, AUTOMATIC, DOM, ELECTRIC SECHEUSES A LINGE, ELECTRIQUE ET AUTOMATIQUES, US DOM								
	QTY. METRIC (NO) QUANT. METRIQUE (NOMB)		19,041	23,258	26,591	37,058	25		
	QTY. IMPERIAL (NO) QUANT. IMPERIALE (NOMB)		19,041	23,258	26,591	37,058	25		
	VALUE (\$000) VALEUR (\$000)		5,063	6,155	7,422	9,126	21	UNITED STATES ETATS-UNIS	81
69856	CLOTHES DRYERS, GAS, DOMESTIC SIZES MACH. A SECHER LINGE, A GAZ, MENAGE								
	QTY. METRIC (NO) QUANT. METRIQUE (NOMB)		1,150	945	1,358	1,742	15		
	QTY. IMPERIAL (NO) QUANT. IMPERIALE (NOMB)		1,150	945	1,358	1,742	15		
	VALUE (\$000) VALEUR (\$000)		328	261	378	498	15	UNITED STATES ETATS-UNIS	100
69857	PARTS OF DOMESTIC CLOTHES DRYERS PIECES DE MACH SECHER LINGE, MENAGE								
	VALUE (\$000) VALEUR (\$000)		3,141	3,633	4,371	5,409	20	UNITED STATES ETATS-UNIS	99
69857-29	DRYERS, CLOTHES, DOMESTIC, ELECTRIC NES PTS PIECES DE SECHEUSE A LINGE ELECT. USAGE DOMESTIQUE, NDA								
	VALUE (\$000) VALEUR (\$000)		2,824	3,318	3,960	5,128	22	UNITED STATES ETATS-UNIS	95
69875	IRONING BOARDS AND PARTS PLANCHES A REPASSER ET PIECES								
	QTY. METRIC (NO) QUANT. METRIQUE (NOMB)		4,238	5,539	83,782	117,996	200		
	QTY. IMPERIAL (NO) QUANT. IMPERIALE (NOMB)		4,238	5,539	83,782	117,996	200		
	VALUE (\$000) VALEUR (\$000)		43	53	742	1,027	184	UNITED STATES ETATS-UNIS	86
69899	LAUNDRY EQUIPMENT DOMESTIC & PT NES APP DE BLANCHISSAGE MENAGE, PCS NDA								
	VALUE (\$000) VALEUR (\$000)		1,262	1,201	1,479	1,942	15	UNITED STATES ETATS-UNIS	26
70204	AMP, VOLT, OHM /METERS/ PANEL TYPE PANNEAUX DE CONTROLE AMP VOLTS OHMS								
	QTY. METRIC (NO) QUANT. METRIQUE (NOMB)		206,565	116,271	119,243	127,887	-15		
	QTY. IMPERIAL (NO) QUANT. IMPERIALE (NOMB)		206,565	116,271	119,243	127,887	-15		
	VALUE (\$000) VALEUR (\$000)		4,203	2,524	2,399	3,297	-8	UNITED STATES ETATS-UNIS	79
70217	ELEC. PROPERTY MEASURING INSTR & PT INSTR MESURE, PROPRIETE ELEC. & PCS								
	VALUE (\$000) VALEUR (\$000)		25,026	24,714	31,418	33,626	10	UNITED STATES ETATS-UNIS	80

## IMPORT DATA TRENDS - TENDANCES DES DONNEES SUR L'IMPORTATION

## SECTION 3 - END PRODUCTS, INEDIBLE

## SECTION 3 - PRODUITS FINIS, NDN COMESTIBLES

CODE	COMMODITY MARCHANDISE	1982	1983	1984	AVE. ANNUAL GROWTH RATE (%) 1982-1985 TAUX DE CROISSANCE 1985 ANNUEL MOYEN		MAJOR COUNTRY OF EXPDRT - SHARE OF IMPORT MARKET (%) 1985 PAYS EXPORTATEUR PRINCIPAL - PART DU MARCHE DES IMPORTATIONS	
70217-26	METERS, MULTIFUNCTION, DIGITAL COMPTEURS NUMERIQUES D'USAGE MULTIPLES							
	VALUE (\$000) VALEUR (\$000)	4,592	5,535	7,532	6,612	13	UNITED STATES ETATS-UNIS	83
70217-88	ELECTRICAL PROPERTIES MEASURING INST PTS NES PIECES D'INST. DE MESURE DES PROPRIETES ELECTRIQUES, NDA							
	VALUE (\$000) VALEUR (\$000)	2,776	2,961	4,159	3,590	9	UNITED STATES ETATS-UNIS	88
70218	OSCILLOSCOPE, OSCILLOGRAPH & ACCESS OSCILLOSCOPE OSCILLOGRAPH & ACCESS							
	QTY. METRIC (NO) QUANT. METRIQUE (NOMB)	14,097	15,078	16,973	13,274	-2		
	QTY. IMPERIAL (NO) QUANT. IMPERIALE (NOMB)	14,097	15,078	16,973	13,274	-2		
	VALUE (\$000) VALEUR (\$000)	21,124	22,014	23,803	23,069	3	UNITED STATES ETATS-UNIS	72
70218-11	OSCILLOSCOPE, CATHODE RAY OSCILLAGRAPHES CATHODIQUES							
	QTY. METRIC (NO) QUANT. METRIQUE (NOMB)	7,751	8,601	8,696	9,379	6		
	QTY. IMPERIAL (NO) QUANT. IMPERIALE (NOMB)	7,751	8,601	8,696	9,379	6		
	VALUE (\$000) VALEUR (\$000)	13,690	15,367	15,799	15,426	4	UNITED STATES ETATS-UNIS	62
70218-87	OSCILLOSCOPE ACCESSORIES NES ACCESSOIRES POUR OSCILLOSCOPE NDA							
	VALUE (\$000) VALEUR (\$000)	3,437	2,920	3,377	3,690	2	UNITED STATES ETATS-UNIS	95
70222	ELEC PROPERTY RECORDING, INSTR & PT INSTR ENREGIST, PROPRRIETE ELEC, PCS							
	QTY. METRIC (NO) QUANT. METRIQUE (NOMB)	7,434	4,034	4,698	5,719	-8		
	QTY. IMPERIAL (NO) QUANT. IMPERIALE (NOMB)	7,434	4,034	4,698	5,719	-8		
	VALUE (\$000) VALEUR (\$000)	15,444	13,354	15,250	16,333	2	UNITED STATES ETATS-UNIS	83
70222-11	RECORDERS, STRIP-CHART ENREGISTREURS A BANDE							
	QTY. METRIC (NO) QUANT. METRIQUE (NOMB)	3,862	2,741	3,070	3,756	-1		
	QTY. IMPERIAL (NO) QUANT. IMPERIALE (NOMB)	3,862	2,741	3,070	3,756	-1		
	VALUE (\$000) VALEUR (\$000)	6,325	5,382	5,489	6,264	0	UNITED STATES ETATS-UNIS	82
70222-88	RECORDERS, ELECTRICAL PROPERTIES, PARTS NES PIECES D'ENREGISTREURS DE PROPRIETES ELECTRIQUES, NDA							
	VALUE (\$000) VALEUR (\$000)	4,626	3,605	5,306	4,550	-1	UNITED STATES ETATS-UNIS	86
70241	SIGNAL GEN. TEST OSCILLATORS & PTS GEN. & HETERODYNES DE SERV. ET PCS							
	VALUE (\$000) VALEUR (\$000)	13,009	15,169	18,424	22,067	19	UNITED STATES ETATS-UNIS	83
70241-20	SIGNAL GENERATORS & TEST OSCILLATORS HETERODYNES ET HETERODYNE DE SERVICE							
	VALUE (\$000) VALEUR (\$000)	11,462	13,874	16,905	20,610	21	UNITED STATES ETATS-UNIS	82

SEE EXPLANATORY NOTES / VOIR NOTES EXPLICATIVES



## IMPORT DATA TRENDS - TENDANCES DES DONNEES SUR L'IMPORTATION

## SECTION 3 - END PRODUCTS, INEDIBLE

## SECTION 3 - PRODUITS FINIS, NON COMESTIBLES

CODE	COMMODITY MARCHANDISE	1982	1983	1984	AVE. ANNUAL GROWTH RATE (%) 1982-1985 TAUX DE CROISSANCE ANNUEL MOYEN	1985	MAJOR COUNTRY OF EXPORT - SHARE OF IMPORT MARKET (%) 1985 PAYS EXPORTATEUR PRINCIPAL - PART DU MARCHE DES IMPORTATIONS	
70290	ELECTRIC MEAS. TEST INSTR NES & PTS INSTR. DE MESURE & D'ESSAI NDA PCES							
	VALUE (\$000) VALEUR (\$000)	87,788	105,958	149,814	145,451	18	UNITED STATES ETATS-UNIS	88
70290-11	COUNTERS, DIGITAL, ELECTRONIC COMPTEURS NUMERIQUES ELECTRONIQUES							
	QTY. METRIC (NO) QUANT. METRIQUE (NOMB)	44,810	9,318	10,979	11,226	-37		
	QTY. IMPERIAL (NO) QUANT. IMPERIALE (NOMB)	44,810	9,318	10,979	11,226	-37		
70290-23	TEST SETS, DIELECTRIC APPAREILS D'ESSAIS D'ISOLEMENT							
	VALUE (\$000) VALEUR (\$000)	3,855	3,911	4,189	3,561	-3	UNITED STATES ETATS-UNIS	79
70290-24	ANALYSIS SYSTEM, SPECTRUM, EXCEPT OPTICAL ANALYSEUR DE SPECTRE, SAUF ANALYSEUR OPTIQUE							
	VALUE (\$000) VALEUR (\$000)	5,590	4,333	5,240	4,301	-8	UNITED STATES ETATS-UNIS	97
70290-87	ELECTRICAL PROPERTIES MEAS/TEST INST ACCESS ACCESSOIRES D'APP DE MESURE ET D'ESSAI POUR INSTR. ELEC							
	VALUE (\$000) VALEUR (\$000)	8,425	9,371	11,556	10,773	4	UNITED STATES ETATS-UNIS	90
70290-88	ELECTRICAL/ELECTRONIC PROP MEAS/TEST INST PTS PIECES D'APP. DE MES. ET D'ESSAI DES PROP. ELEC							
	VALUE (\$000) VALEUR (\$000)	3,190	3,534	4,043	4,259	10	UNITED STATES ETATS-UNIS	92
	VALUE (\$000) VALEUR (\$000)	15,586	17,275	23,363	21,372	11	UNITED STATES ETATS-UNIS	93
70325	THERMOMETERS THERMOMETRES							
	QTY. METRIC (NO) QUANT. METRIQUE (NOMB)	7,548,744	8,077,358	9,134,956	8,908,588	6		
	QTY. IMPERIAL (NO) QUANT. IMPERIALE (NOMB)	7,548,744	8,077,358	9,134,956	8,908,588	6		
	VALUE (\$000) VALEUR (\$000)	8,155	8,829	10,086	11,566	12	UNITED STATES ETATS-UNIS	75
70328	THERMOSTATS THERMOSTATS							
	QTY. METRIC (NO) QUANT. METRIQUE (NOMB)	3,545,715	4,737,100	6,789,996	6,565,031	23		
	QTY. IMPERIAL (NO) QUANT. IMPERIALE (NOMB)	3,545,715	4,737,100	6,789,996	6,565,031	23		
70328-20	THERMOSTATS, MOTOR VEHICLE THERMOSTATS POUR VEHICULE AUTOMOBILE							
	VALUE (\$000) VALEUR (\$000)	13,244	18,968	34,479	37,334	41	UNITED STATES ETATS-UNIS	94
	QTY. METRIC (NO) QUANT. METRIQUE (NOMB)	2,147,472	2,835,078	4,146,700	3,755,878	20		
	QTY. IMPERIAL (NO) QUANT. IMPERIALE (NOMB)	2,147,472	2,835,078	4,146,700	3,755,878	20		
70328-30	THERMOSTATS, EXCEPT MOTOR VEHICLE THERMOSTATS AUTRES QUE POUR VEHICULE AUTOMOBILE							
	VALUE (\$000) VALEUR (\$000)	4,499	8,775	20,842	23,162	72	UNITED STATES ETATS-UNIS	99
	QTY. METRIC (NO) QUANT. METRIQUE (NOMB)	1,398,243	1,902,022	2,643,296	2,809,153	26		

## IMPORT DATA TRENDS - TENDANCES DES DONNEES SUR L'IMPORTATION

SECTION 3 - END PRODUCTS, INEDIBLE			SECTION 3 - PRODUITS FINIS, NON COMESTIBLES				
CODE	COMMODITY MARCHANDISE		1982	1983	1984	AVE. ANNUAL GROWTH RATE (%) 1982-1985 TAUX DE CROISSANCE 1985 ANNUEL MOYEN	MAJDR COUNTRY OF EXPORT - SHARE OF IMPORT MARKET (%) 1985 PAYS EXPORTATEUR PRINCIPAL - PART DU MARCHE DES IMPORTATIONS
70328-30	THERMSTATS, EXCEPT MOTOR VEHICLE THERMSTATS AUTRES QUE POUR VEHICULE AUTOMOBILE				(CONT-D) (SUITE)		
	QTY. IMPERIAL (NO) QUANT. IMPERIALE (NOMB)		1,398,243	1,902,022	2,643,296	2,809,153	26
	VALUE (\$000) VALEUR (\$000)		8,745	10,192	13,638	14,172	17
							UNITED STATES ETATS-UNIS 87
70342	GAS METERS AND PARTS COMPTEURS A GAZ ET PIECES						
	QTY. METRIC (NO) QUANT. METRIQUE (NOMB)		3,917	2,356	3,221	9,416	33
	QTY. IMPERIAL (NO) QUANT. IMPERIALE (NOMB)		3,917	2,356	3,221	9,416	33
	VALUE (\$000) VALEUR (\$000)		11,032	7,309	10,201	15,069	11
70342-20	METERS, GAS & GAS SUPPLY COMPTEURS, GAZ ET DEBIT DE GAZ						UNITED STATES ETATS-UNIS 100
	QTY. METRIC (NO) QUANT. METRIQUE (NOMB)		3,917	2,356	3,221	9,416	33
	QTY. IMPERIAL (NO) QUANT. IMPERIALE (NOMB)		3,917	2,356	3,221	9,416	33
	VALUE (\$000) VALEUR (\$000)		1,137	827	2,102	3,723	48
70342-88	METERS, GAS, PARTS OF PIECES DE COMPTEURS, GAZ						UNITED STATES ETATS-UNIS 99
	VALUE (\$000) VALEUR (\$000)		9,895	6,481	8,089	11,346	5
70344	FLOW LEVEL MEAS CONTROL INSTR & PTS INSTR. DE MESURE DEBIT NIVEAU & PCS						
	QTY. METRIC (NO) QUANT. METRIQUE (NOMB)		124,753	95,091	121,486	163,279	9
	QTY. IMPERIAL (NO) QUANT. IMPERIALE (NOMB)		124,753	95,091	121,486	163,279	9
	VALUE (\$000) VALEUR (\$000)		35,681	31,985	42,605	49,856	12
70344-38	METERS, WATER SUPPLY, PARTS OF, NES PIECES D'APPAREILS DE MESURE DE L'ALIMENTATION EN EAU, NDA						UNITED STATES ETATS-UNIS 94
	VALUE (\$000) VALEUR (\$000)		3,634	2,306	2,463	4,591	8
70344-88	FLUID FLOW-LIQUID LEVEL MEAS INST PTS NES PIECES POUR DEBITMETRE NDA						UNITED STATES ETATS-UNIS 100
	VALUE (\$000) VALEUR (\$000)		11,692	12,046	18,679	16,499	12
70348	MOTION ROTATION MEAS CONT INST & PT INSTR. MESURE REGUL ROTATIFS PIECES						
	QTY. METRIC (NO) QUANT. METRIQUE (NOMB)		154,756	279,935	292,755	247,546	17
	QTY. IMPERIAL (NO) QUANT. IMPERIALE (NOMB)		154,756	279,935	292,755	247,546	17
	VALUE (\$000) VALEUR (\$000)		8,305	9,578	10,619	11,434	11
							UNITED STATES ETATS-UNIS 80
70362	METEOROLOGICAL INSTR APPARATUS & PT INSTRUMENTS METEOROLOGIQUES, PIECES						
	VALUE (\$000) VALEUR (\$000)		6,377	4,891	5,403	5,645	-4
							UNITED STATES ETATS-UNIS 62

SEE EXPLANATORY NOTES / VOIR NOTES EXPLICATIVES

## IMPORT DATA TRENDS - TENDANCES DES DONNEES SUR L'IMPORTATION

## SECTION 3 - END PRODUCTS, INEDIBLE

## SECTION 3 - PRODUITS FINIS, NON COMESTIBLES

CODE	COMMODITY MARCHANDISE	1982	1983	1984	AVE. ANNUAL GRDWTG RATE (%) 1982-1985		MAJOR COUNTRY OF EXPORT - SHARE OF IMPORT MARKET (%) 1985	
					1985	ANNUEL MOYEN	PAYS EXPORTATEUR PRINCIPAL - PART DU MARCHE DES IMPORTATIONS	
70371	THERMAL MEASURE & CDNTROL INSTR NES INSTR. MESURE & REGUL. THERM. N D A							
	VALUE (\$000)	11,482	7,855	8,608	13,705	6	UNITED STATES	86
	VALEUR (\$000)						ETATS-UNIS	
70373	HUMIDITY MEASURING & CONTROL INSTR. INSTR. DE MESURE & REGUL. HUMIDITE							
	VALUE (\$000)	3,560	3,074	4,606	4,804	10	UNITED STATES	72
	VALEUR (\$000)						ETATS-UNIS	
70375	PRESSURE MEASURING & CONTROL INSTR. INSTR. DE MESURE & REGUL. PRESSION							
	VALUE (\$000)	31,667	29,371	34,632	39,725	8	UNITED STATES	86
	VALEUR (\$000)						ETATS-UNIS	
70375-11	PRESSURE MEASURING/CONTROLLING INST APPAREILS MESUREURS (REGULATEURS DE LA PRESSION)							
	VALUE (\$000)	30,698	28,187	32,881	37,922	7	UNITED STATES	86
	VALEUR (\$000)						ETATS-UNIS	
70377	PH MEASURING & GAS ANALYSIS INSTR. INSTR DE MESURE PH & ANALYSE DE GAZ							
	VALUE (\$000)	14,252	14,550	22,756	22,960	17	UNITED STATES	90
	VALEUR (\$000)						ETATS-UNIS	
70377-11	ELECTROLYTIC CONDUCTIVITY MEASURING INST MATERIELS DE MES DE LA CONDUCTIBILITE ELECTROLYTIQUE							
	VALUE (\$000)	2,749	2,766	4,048	4,170	15	UNITED STATES	69
	VALEUR (\$000)						ETATS-UNIS	
70377-21	GAS ANALYSIS APPARATUS APPAREILS D'ANALYSE DES GAZ							
	VALUE (\$000)	11,503	11,783	18,708	18,790	17	UNITED STATES	95
	VALEUR (\$000)						ETATS-UNIS	
70378	PROCESS MULTI-FUNCTION CONTROL MACH MACH. FONCT. MULTI POUR CONTROLE OP							
	VALUE (\$000)	30,268	38,245	71,586	71,095	33	UNITED STATES	86
	VALEUR (\$000)						ETATS-UNIS	
70379	MEASURING AND CDNTROLLING INSTR NES INSTRUMENTS DE MESURE ET REGUL. NDA							
	VALUE (\$000)	24,900	26,243	30,431	34,540	11	UNITED STATES	82
	VALEUR (\$000)						ETATS-UNIS	
70395	PTS OF MEASURING & CDNTROL INST NES PIECES D'INSTRUMENTS DE MESURE NDA							
	VALUE (\$000)	78,129	67,930	94,954	101,409	9	UNITED STATES	90
	VALEUR (\$000)						ETATS-UNIS	
70395-20	THERMSTATS, PARTS OF PIECES DE THERMSTATS							
	VALUE (\$000)	5,986	6,861	9,150	8,808	14	UNITED STATES	99
	VALEUR (\$000)						ETATS-UNIS	
70504	LABORATORY PLASTIC WARE USTENSILES EN PLASTIQUE DE LABD.							
	VALUE (\$000)	11,062	13,942	17,528	16,764	15	UNITED STATES	91
	VALEUR (\$000)						ETATS-UNIS	

## IMPORT DATA TRENDS - TENDANCES DES DONNEES SUR L'IMPORTATION

## SECTION 3 - END PRODUCTS, INEDIBLE

## SECTION 3 - PRODUITS FINIS, NON COMESTIBLES

CODE	COMMODITY MARCHANDISE	1982	1983	1984	AVE. ANNUAL GROWTH RATE (%) 1982-1985 TAUX DE CROISSANCE ANNUEL MOYEN		MAJOR COUNTRY OF EXPORT - SHARE OF IMPORT MARKET (%) 1985 PAYS EXPORTATEUR PRINCIPAL - PART DU MARCHE DES IMPORTATIONS		
					1985	ANNUEL MOYEN			
70508	LAB GLASSWARE CERAMIC WARE & PT NES USTENSILES DE VERRE DE LAB. PCS NDA								
	VALUE (\$000)	17,705	19,444	19,968	21,700	7	UNITED STATES	89	
	VALEUR (\$000)						ETATS-UNIS		
70508-11	LABORATORY GLASSWARE EXC MICROSCOPE SLIDES VERRERIE DE LABORATOIRE, SAUF LAMELLES EN VERRE								
	VALUE (\$000)	14,996	16,490	16,370	18,417	7	UNITED STATES	91	
	VALEUR (\$000)						ETATS-UNIS		
70531	GAS CHROMATOGRAPHY EQUIPT & ACCESS. CHROMATOGRAPHIE GAZEUSE MAT & ACC.								
	VALUE (\$000)	14,497	18,230	23,677	22,930	16	UNITED STATES	91	
	VALEUR (\$000)						ETATS-UNIS		
70531-80	GAS CHROMATOGRAPHY EQUIPMENT MATERIEL DE CHROMATOGRAPHIE EN PHASE GAZEUSE								
	VALUE (\$000)	7,176	9,679	11,811	11,709	17	UNITED STATES	88	
	VALEUR (\$000)						ETATS-UNIS		
70531-87	GAS CHROMATOGRAPHY EQUIPMENT ACCESSORIES ACCESSOIRES DE MATERIEL DE CHROMATOGRAPHIE EN PHASE GAZ.								
	VALUE (\$000)	3,298	3,179	4,034	4,486	11	UNITED STATES	92	
	VALEUR (\$000)						ETATS-UNIS		
70531-88	GAS CHROMATOGRAPHY EQUIPMENT PARTS PIECES DE MATERIEL DE CHROMATOGRAPHIE EN PHASE GAZEUSE								
	VALUE (\$000)	4,023	5,371	7,833	6,735	18	UNITED STATES	97	
	VALEUR (\$000)						ETATS-UNIS		
70590	LABORATORY INSTR & APPAR. & PTS NES INSTRUMENTS DE LABORATOIRE, PCS NDA								
	VALUE (\$000)	101,684	109,239	127,660	136,847	10	UNITED STATES	76	
	VALEUR (\$000)						ETATS-UNIS		
70590-11	CENTRIFUGES, LABORATORY CENTRIFUGEUSES DE LABORATOIRE								
	VALUE (\$000)	6,912	6,400	10,078	8,618	8	UNITED STATES	80	
	VALEUR (\$000)						ETATS-UNIS		
70590-18	CENTRIFUGES, PARTS AND ACCESSORIES PIECES ET ACCESSOIRES DE CENTRIFUGEUSES								
	VALUE (\$000)	5,139	6,246	7,653	6,086	6	UNITED STATES	93	
	VALEUR (\$000)						ETATS-UNIS		
70590-21	CONSTANT TEMPERATURE APPARATUS, LABORATORY APPAREILLAGE A TEMPERATURE CONSTANTE, DE LABORATOIRE								
	VALUE (\$000)	6,146	6,508	8,278	8,684	12	UNITED STATES	93	
	VALEUR (\$000)						ETATS-UNIS		
70590-71	SPECTROMETERS, MASS, LABORATORY SPECTROMETRE DE MASSE POUR LABORATOIRE								
	VALUE (\$000)	6,990	5,879	6,675	7,386	2	UNITED STATES	49	
	VALEUR (\$000)						ETATS-UNIS		
70590-72	SPECTROMETERS, NMR, LABORATORY SPECTROMETRE, N.M.R. POUR LABORATOIRE								
	VALUE (\$000)	2,520	3,990	3,693	5,293	28	SWITZERLAND	41	
	VALEUR (\$000)						SUISSE		
70590-82	TESTING INSTRUMENTS, BLOOD, LABORATORY TYPE INSTRUMENTS DE LABORATOIRE POUR ANALYSES DE SANG								
	VALUE (\$000)	9,774	7,558	5,293	8,343	-5	UNITED STATES	85	
	VALEUR (\$000)						ETATS-UNIS		
70590-88	LABORATORY INSTRUMENTS/APPARATUS PARTS NES PIECES D'INSTRUMENTS ET D'APPAREIL DE LABORATOIRE NDA								
	VALUE (\$000)	14,570	13,873	20,777	20,994	13	UNITED STATES	78	
	VALEUR (\$000)						ETATS-UNIS		

## IMPORT DATA TRENDS - TENDANCES DES DONNEES SUR L'IMPORATION

## SECTION 3 - END PRODUCTS, INEDIBLE

## SECTION 3 - PRODUITS FINIS, NON COMESTIBLES

CODE	COMMODITY MARCHANDISE	1982	1983	1984	AVE. ANNUAL GROWTH RATE (%) 1982-1985		MAJOR COUNTRY OF EXPORT - SHARE OF IMPORT MARKET (%) 1985	
					1985	ANNUEL MOYEN	PAYS EXPORTATEUR PRINCIPAL - PART DU MARCHE DES IMPORTATIONS	
70609	PHYSIOLOGICAL MONITORING EQUIPMENT MATERIEL CONTROLE PHYSIOL. & PIECES							
	VALUE (\$000)	45,899	59,669	63,494	68,955	14	UNITED STATES	87
	VALEUR (\$000)						ETATS-UNIS	
70609-11	RECORDING EQUIPMENT, PHYSIOLOGICAL MATERIEL D'ENREGISTREMENT PHYSIOLOGIQUE							
	VALUE (\$000)	5,132	7,543	10,572	11,089	29	UNITED STATES	92
	VALEUR (\$000)						ETATS-UNIS	
70609-31	PACEMAKERS, HEART, ALL TYPES CARDIO-STIMULATEUR TOUS GENRES							
	VALUE (\$000)	9,324	9,346	11,940	11,362	7	UNITED STATES	80
	VALEUR (\$000)						ETATS-UNIS	
70609-37	CATHETERS, PACEMAKER CATHETER POUR CARDIO-STIMULATEUR							
	VALUE (\$000)	2,820	2,345	2,650	5,198	22	UNITED STATES	59
	VALEUR (\$000)						ETATS-UNIS	
70609-87	PHYSIOLOGICAL MONITORING/RECORD EQUIP ACCESS INSTRUMENT DE SURVEIL PHYSIOLOGIQUE, ACC. DE MAT. D'ENREG							
	VALUE (\$000)	1,064	1,742	4,592	3,030	41	UNITED STATES	92
	VALEUR (\$000)						ETATS-UNIS	
70609-88	PHYSIOLOGICAL MONITORING/RECORD EQUIP PTS NES PIECES DE MATERIEL DE SURVEILLANCE PHYSIOLOGIQUE NDA							
	VALUE (\$000)	14,656	17,178	15,567	17,884	7	UNITED STATES	94
	VALEUR (\$000)						ETATS-UNIS	
70619	ELECTRO-MEDICAL & SURGICAL EQUIP. MATER. ELECTRO-MED. & CHIRURG. PCS							
	VALUE (\$000)	21,439	22,390	35,305	45,522	28	UNITED STATES	80
	VALEUR (\$000)						ETATS-UNIS	
70619-31	AUDIOMETERS, HEARING TEST EQUIPMENT AUDIOMETRE, MAT. D'EXAMEN DE L'OUIE							
	VALUE (\$000)	2,002	2,188	3,187	3,375	19	UNITED STATES	69
	VALEUR (\$000)						ETATS-UNIS	
70619-41	CAUTERY INSTRUMENTS AND MEDICAL LASERS INSTRUMENTS DE CAUTERISATION ET LASER USAGE MEDICAL							
	VALUE (\$000)	1,084	2,038	5,945	5,929	75	UNITED STATES	56
	VALEUR (\$000)						ETATS-UNIS	
70619-88	ELECTRO-MEDICAL/SURGICAL EQUIPMENT, PARTS NES PIECES DE MATERIEL ELECTRO-MEDICAL ET SURGICAL, NDA							
	VALUE (\$000)	4,237	4,885	5,913	10,461	35	UNITED STATES	67
	VALEUR (\$000)						ETATS-UNIS	
70631	SURGICAL INSTRUMENTS OF STEEL & PTS INSTR. CHIRURGIE D'ACIER ET PIECES							
	VALUE (\$000)	35,510	38,412	47,794	57,167	17	UNITED STATES	85
	VALEUR (\$000)						ETATS-UNIS	
70631-88	SURGICAL INSTRUMENTS, REUSABLE NES, PARTS OF PIECES D'INSTRUMENTS CHIRURGICAUX REUTILISABLES, NDA							
	VALUE (\$000)	2,817	2,854	5,305	8,607	45	UNITED STATES	94
	VALEUR (\$000)						ETATS-UNIS	
70639	MEDICAL DIAGNOSTIC INSTRUMENTS NES INSTR. MEDICAUX DIAGNOSTIC N D A							
	VALUE (\$000)	52,008	58,234	75,991	72,412	11	UNITED STATES	80
	VALEUR (\$000)						ETATS-UNIS	
70639-11	DIAGNOSTIC INSTRUMENTS, MEDICAL, OPTICAL INSTRUMENTS MEDICAUX OPTIQUES DE DIAGNOSTIC							
	VALUE (\$000)	9,758	7,562	9,756	7,416	-9	JAPAN	45
	VALEUR (\$000)						JAPON	

## IMPORT DATA TRENDS - TENDANCES DES DONNEES SUR L'IMPORTATION

## SECTION 3 - END PRODUCTS, INEDIBLE

## SECTION 3 - PRODUITS FINIS, NON COMESTIBLES

CODE	COMMODITY MARCHANDISE	1982	1983	1984	AVE. ANNUAL GROWTH RATE (%) 1982-1985 TAUX DE CROISSANCE ANNUEL MOYEN		MAJOR COUNTRY OF EXPORT - SHARE OF IMPORT MARKET (%) 1985 PAYS EXPORTATEUR PRINCIPAL - PART DU MARCHE DES IMPORTATIONS	
					1985	ANNUEL MOYEN		
70639-21	BLOOD PRESSURE EQUIPMENT, DIAGNOSTIC, EXC LAB MATERIEL DIAG DE MES DE LA TENS ARTER. SAUF DE LAB							
	VALUE (\$000)	1,709	3,081	3,988	3,417	26	UNITED STATES	65
	VALEUR (\$000)						ETATS-UNIS	
70639-88	DIAGNOSTIC EQUIPMENT, MEDICAL/OPTICAL, PARTS PIECES D'INST MEDICAUX-OPTIQUE POUR LE DIAGNOSTIC							
	VALUE (\$000)	7,278	13,691	19,646	19,519	38	UNITED STATES	89
	VALEUR (\$000)						ETATS-UNIS	
<u>70651</u>	DENTAL INSTRUMENTS, EQUIPMENT & PTS INSTRUMENTS, APP. DE DENTISTE & PCS							
	VALUE (\$000)	23,409	31,222	36,035	39,116	18	UNITED STATES	80
	VALEUR (\$000)						ETATS-UNIS	
70651-11	CHAIRS, DENTISTS FAUTEUIL DE DENTISTE							
	VALUE (\$000)	3,353	6,423	6,211	6,849	27	UNITED STATES	78
	VALEUR (\$000)						ETATS-UNIS	
70651-21	DENTAL HAND INSTRUMENTS /EXCEPT SURGICAL/ INSTRUMENTS DENTAIRES A MAIN, SAUF INST. CHIRURGICAUX							
	VALUE (\$000)	7,350	8,674	10,257	10,712	13	UNITED STATES	88
	VALEUR (\$000)						ETATS-UNIS	
70651-88	DENTAL EQUIPMENT & INSTRUMENT PARTS NES PIECES DE MAT. ET D'INST. POUR SOINS DENTAIRES NDA							
	VALUE (\$000)	3,101	4,374	4,790	6,064	25	UNITED STATES	72
	VALEUR (\$000)						ETATS-UNIS	
<u>70669</u>	OPHTHALMIC EQUIPMENT APPARATUS & PT MATER. APPAR. ACC. ET PCS, OPHTAL.							
	VALUE (\$000)	3,451	4,387	4,848	6,173	21	UNITED STATES	79
	VALEUR (\$000)						ETATS-UNIS	
70669-20	OPHTHALMIC EQUIPMENT MATERIEL D'OPHTALMOLOGIE							
	VALUE (\$000)	3,129	4,032	4,636	5,965	24	UNITED STATES	79
	VALEUR (\$000)						ETATS-UNIS	
<u>70679</u>	PHYSIOTHERAPY & VETERINARY INSTR. INSTR. MATER. ET PCS, VET. & PHYSIO							
	VALUE (\$000)	5,001	6,324	6,749	7,173	13	UNITED STATES	70
	VALEUR (\$000)						ETATS-UNIS	
70679-11	PHYSIOTHERAPY EQUIPMENT MATERIEL DE PHYSIOTHERAPIE							
	VALUE (\$000)	2,203	2,688	3,141	3,777	19	UNITED STATES	66
	VALEUR (\$000)						ETATS-UNIS	
<u>70681</u>	STERILIZERS, AUTOCLAVES AND PARTS STERILISATEURS, AUTOCLAVES & PIECES							
	VALUE (\$000)	8,890	11,076	12,400	12,671	13	UNITED STATES	93
	VALEUR (\$000)						ETATS-UNIS	
70681-20	STERILIZERS & AUTOCLAVES MEDICAL & LAB STERILISATEUR MEDICAL ET DE LABORATOIRE							
	VALUE (\$000)	6,302	7,728	7,629	7,690	7	UNITED STATES	96
	VALEUR (\$000)						ETATS-UNIS	
70681-88	STERILIZERS & AUTOCLAVES, MED & LAB, PTS NES PIECES DE STERI ET D'AUTOCLAVE, NDA HOPITAL ET LAB							
	VALUE (\$000)	2,587	3,348	4,771	4,980	24	UNITED STATES	87
	VALEUR (\$000)						ETATS-UNIS	
<u>70683</u>	ANAESTHETIC ADMINISTERING EQUIPMENT MATERIEL POUR ANESTHESIE							
	VALUE (\$000)	22,575	24,542	32,071	32,592	13	UNITED STATES	92
	VALEUR (\$000)						ETATS-UNIS	

SEE EXPLANATORY NOTES / VOIR NOTES EXPLICATIVES

## IMPORT DATA TRENDS - TENDANCES DES DONNEES SUR L'IMPORTATION

## SECTION 3 - END PRODUCTS, INEDIBLE

## SECTION 3 - PRODUITS FINIS, NON COMESTIBLES

CODE	COMMODITY MARCHANDISE	1982	1983	1984	AVE. ANNUAL GROWTH RATE (%) 1982-1985 TAUX DE CROISSANCE ANNUEL MOYEN		MAJOR COUNTRY OF EXPORT - SHARE OF IMPORT MARKET (%) 1985 PAYS EXPORTATEUR PRINCIPAL - PART DU MARCHE DES IMPORTATIONS		
					1985	ANNUEL MOYEN			
70683-20	ANAESTHETIC AND OXYGEN EQUIPMENT MATERIEL D'ANESTHESIE ET D'OXYGENE								
	VALUE (\$000) VALEUR (\$000)	13,386	16,330	20,041	13,409	13	UNITED STATES ETATS-UNIS	93	
70683-88	ANAESTHETIC AND OXYGEN EQUIPMENT PARTS NES PIECES DE MATERIEL POUR L'ANESTHESIE ET L'OXYGENE NDA								
	VALUE (\$000) VALEUR (\$000)	9,189	8,212	12,030	13,183	13	UNITED STATES ETATS-UNIS	92	
70689	MEDICAL & HOSPITAL EQUIP. & PTS NES MATERIEL PR MEDECINS & HOPITAUX NDA								
	VALUE (\$000) VALEUR (\$000)	53,078	57,015	65,951	67,579	8	UNITED STATES ETATS-UNIS	80	
70689-11	ARTIFICIAL KIDNEY MACHINE REIN ARTIFICIEL								
	VALUE (\$000) VALEUR (\$000)	7,660	6,340	7,126	9,380	7	UNITED STATES ETATS-UNIS	41	
70689-18	ARTIFICIAL KIDNEY MACHINE PARTS PIECES DE REINS ARTIFICIEL								
	VALUE (\$000) VALEUR (\$000)	4,602	5,516	7,183	6,879	14	UNITED STATES ETATS-UNIS	61	
70689-31	TABLES, FRACTURE, OPERATING, AUTOPSY ETC TABLE D'OPERATION, D'AUTOPSIE ET DE FRACTURE, ETC.								
	VALUE (\$000) VALEUR (\$000)	1,618	2,410	2,233	4,276	38	UNITED STATES ETATS-UNIS	87	
70689-88	MEDICAL AND HOSPITAL EQUIPMENT, PARTS OF NES PIECES D'ACCESSOIRES POUR HOPITAUX & MED NDA								
	VALUE (\$000) VALEUR (\$000)	10,829	13,257	15,433	15,448	13	UNITED STATES ETATS-UNIS	92	
70708	BINOCULARS AND PARTS EXCEPT LENSES JUMELLES ET PIECES, SAUF LENTILLES								
	QTY. METRIC (NO) QUANT. METRIQUE (NOMB)	190,844	320,093	413,364	392,351	27			
	QTY. IMPERIAL (NO) QUANT. IMPERIALE (NOMB)	190,844	320,093	413,364	392,351	27			
	VALUE (\$000) VALEUR (\$000)	4,344	5,170	8,802	8,328	24	JAPAN JAPON	60	
70708-20	BINOCULARS AND OPERA GLASSES JUMELLES ET JUMELLES D'OPERA								
	QTY. METRIC (NO) QUANT. METRIQUE (NOMB)	190,844	320,093	413,364	392,351	27			
	QTY. IMPERIAL (NO) QUANT. IMPERIALE (NOMB)	190,844	320,093	413,364	392,351	27			
	VALUE (\$000) VALEUR (\$000)	4,199	5,053	8,587	8,011	24	JAPAN JAPON	61	
70710	OPTICAL MICROSCOPES & PTS EXC LENS MICROSCOPES OPTIQUES ET PIECES								
	QTY. METRIC (NO) QUANT. METRIQUE (NOMB)	18,687	14,259	15,949	26,349	12			
	QTY. IMPERIAL (NO) QUANT. IMPERIALE (NOMB)	18,687	14,259	15,949	26,349	12			
	VALUE (\$000) VALEUR (\$000)	11,231	13,376	14,560	16,165	13	GERMANY WEST ALLEMAGNE, O.	33	
70710-21	OPTICAL MICROSCOPE SYSTEMS SYSTEME DE MICROSCOPE OPTIQUE								
	QTY. METRIC (NO) QUANT. METRIQUE (NOMB)	1,031	1,024	969	1,070	1			

SEE EXPLANATORY NOTES / VOIR NOTES EXPLICATIVES

## IMPORT DATA TRENDS - TENDANCES DES DONNEES SUR L'IMPORTATION

## SECTION 3 - END PRODUCTS, INEDIBLE

## SECTION 3 - PRODUITS FINIS, NON COMESTIBLES

CODE	COMMODITY MARCHANDISE	1982	1983	1984	AVE. ANNUAL GROWTH RATE (%) 1982-1985 TAUX DE CRDISSANCE 1985 ANNUEL MOYEN		MAJDR COUNTRY OF EXPORT - SHARE OF IMPDRT MARKET (%) 1985 PAYS EXPDRTATEUR PRINCIPAL - PART DU MARCHE DES IMPORTATIONS	
					1985	ANNUEL MOYEN		
70710-21	OPTICAL MICROSCOPE SYSTEMS SYSTEME DE MICROSCOPE OPTIQUE			(CONT-D) (SUITE)				
	QTY. IMPERIAL (NO) QUANT. IMPERIALE (NOMB)	1,031	1,024	969	1,070	1		
	VALUE (\$000) VALEUR (\$000)	2,361	2,516	2,714	3,507	14	GERMANY WEST ALLEMAGNE, O.	37
70710-88	OPTICAL MICROSCOPES, PARTS OF PIECES DE MICROSCDPE OPTIQUE							
	VALUE (\$000) VALEUR (\$000)	5,427	6,570	7,150	6,753	7	GERMANY WEST ALLEMAGNE, O.	48
70715	SPECTROPHOTOMETER COLORIMETER & PTS SPECTROPHOTOMETRE COLORIMETRE & PCS							
	VALUE (\$000) VALEUR (\$000)	17,298	13,729	14,341	14,748	-5	UNITED STATES ETATS-UNIS	70
70715-20	SPECTROPHOTOMETERS & CDLOURIMETERS SPECTROPHOTOMETRE ET CDLDRIMETRE							
	VALUE (\$000) VALEUR (\$000)	8,647	6,434	6,953	7,491	-4	UNITED STATES ETATS-UNIS	74
70715-88	SPECTROPHOTOMETERS & COLDURIMETERS, PARTS OF PIECES DE SPECTROPHOTOMETRE ET DE CDLORIMETRE							
	VALUE (\$000) VALEUR (\$000)	8,299	6,837	6,461	6,485	-8	UNITED STATES ETATS-UNIS	65
70729	OPTICAL APPARATUS & INSTR & PTS NES APPAREILS INSTR. OPTIQUE & PCS. NDA							
	VALUE (\$000) VALEUR (\$000)	19,905	19,843	22,251	27,474	11	UNITED STATES ETATS-UNIS	59
70729-41	TELESCOPIC SIGHTS, FIREARM MIRE TELESCOPIQUE, ARME A FEU							
	QTY. METRIC (NO) QUANT. METRIQUE (NOMB)	92,015	75,450	111,495	128,502	12		
	QTY. IMPERIAL (NO) QUANT. IMPERIALE (NOMB)	92,015	75,450	111,495	128,502	12		
	VALUE (\$000) VALEUR (\$000)	2,696	2,470	3,452	3,864	13	JAPAN JAPON	51
70729-51	TELESCOPES, EXCEPT OBSERVATORY TELESCOPE AUTRES QUE D'OBSERVATOIRE							
	VALUE (\$000) VALEUR (\$000)	996	987	1,463	3,594	53	JAPAN JAPON	67
70729-88	OPTICAL APPARATUS/INSTRUMENTS, PARTS OF NES PIECES D'APPAREILS ET D'INST OPTIQUES NDA							
	VALUE (\$000) VALEUR (\$000)	2,832	3,658	4,009	4,523	17	UNITED STATES ETATS-UNIS	70
70820	HHOLD & PERSON WEIGHING SCALES & PT BALANCES MAISON, PESE-PERSONNES PCS							
	QTY. METRIC (NO) QUANT. METRIQUE (NOMB)	227,481	434,474	512,218	615,328	39		
	QTY. IMPERIAL (NO) QUANT. IMPERIALE (NOMB)	227,481	434,474	512,218	615,328	39		
	VALUE (\$000) VALEUR (\$000)	2,468	4,331	5,309	6,049	34	UNITED STATES ETATS-UNIS	60
70820-21	SCALES, PERSON WEIGHING PESE-PERSONNES							
	QTY. METRIC (NO) QUANT. METRIQUE (NOMB)	85,374	173,961	218,757	308,356	53		
	QTY. IMPERIAL (NO) QUANT. IMPERIALE (NOMB)	85,374	173,961	218,757	308,356	53		

SEE EXPLANATORY NOTES / VOIR NOTES EXPLICATIVES



## IMPORT DATA TRENDS - TENDANCES DES DONNEES SUR L'IMPORTATION

## SECTION 3 - END PRODUCTS, INEDIBLE

## SECTION 3 - PRODUITS FINIS, NON COMESTIBLES

CODE	COMMODITY MARCHANDISE	1982	1983	1984	AVE. ANNUAL GROWTH RATE (%) 1982-1985 TAUX DE CROISSANCE 1985 ANNUEL MOYEN		MAJOR COUNTRY OF EXPORT - SHARE OF IMPORT MARKET (%) 1985 PAYS EXPORTATEUR PRINCIPAL - PART DU MARCHÉ DES IMPORTATIONS	
					1985	1985		
70820-21	SCALES, PERSON WEIGHING PESE-PERSONNES			(CDNT-D) (SUITE)				
	VALUE (\$000) VALEUR (\$000)	1,680	2,609	3,421	3,990	33	UNITED STATES ETATS-UNIS	63
<u>70890</u>	SCALES AND BALANCES AND PARTS NES BASCOLES ET BALANCES ET PIECES NDA							
	QTY. METRIC (NO) QUANT. METRIQUE (NOMB)	0	0	0	139,725	N.A.		
	QTY. IMPERIAL (NO) QUANT. IMPERIALE (NOMB)	0	0	0	139,725	N.A.		
	VALUE (\$000) VALEUR (\$000)	39,954	36,575	45,923	44,441	4	UNITED STATES ETATS-UNIS	73
70890-11	BALANCES AND SCALES, PRECISION BALANCES DE PRECISION							
	QTY. METRIC (NO) QUANT. METRIQUE (NOMB)	0	0	0	0	N.A.		
	QTY. IMPERIAL (NO) QUANT. IMPERIALE (NOMB)	0	0	0	0	N.A.		
	VALUE (\$000) VALEUR (\$000)	6,654	7,016	9,161	9,921	14	UNITED STATES ETATS-UNIS	48
70890-18	BALANCES AND SCALES, PRECISION, PARTS OF PIECES DE BALANCE DE PRECISION							
	VALUE (\$000) VALEUR (\$000)	2,825	2,811	3,553	7,607	39	UNITED STATES ETATS-UNIS	90
70890-88	BALANCES AND SCALES NES, PARTS OF PIECES DE BALANCES, NDA							
	VALUE (\$000) VALEUR (\$000)	8,590	6,991	10,771	7,299	-5	UNITED STATES ETATS-UNIS	88
<u>70909</u>	X-RAY & RELATED EQUIPMENT & PARTS APPAREILS RAYONS X ET CDNNEXES, PCS							
	VALUE (\$000) VALEUR (\$000)	91,259	107,133	108,159	126,438	11	UNITED STATES ETATS-UNIS	56
70909-11	X-RAY EQUIPMENT, MEDICAL EXCEPT DENTAL APPAREILS DE RADIOGRAPHIE MEDICALE SAUF DENTAIRE							
	VALUE (\$000) VALEUR (\$000)	28,139	44,699	45,056	51,534	22	UNITED STATES ETATS-UNIS	51
70909-18	X-RAY EQUIPMENT, MEDICAL, PARTS OF, NES PIECES D'APPAREILS A RAYONS-X, MEDECINE NDA							
	VALUE (\$000) VALEUR (\$000)	27,045	30,559	32,985	42,366	16	UNITED STATES ETATS-UNIS	50
70909-51	X-RAY EQUIPMENT, DENTAL APPAREILS A RAYONS-X, MEDECINE DENTAIRE							
	VALUE (\$000) VALEUR (\$000)	3,093	3,935	4,469	5,668	22	GERMANY WEST ALLEMAGNE, O.	30
70909-88	X-RAY EQUIPMENT, NES, PARTS OF PIECES D'APPAREILS A RAYONS X, NDA							
	VALUE (\$000) VALEUR (\$000)	14,130	12,181	12,643	12,773	-3	UNITED STATES ETATS-UNIS	84
<u>70919</u>	NAVIGATION INSTRUMENTS APPAR & PTS INSTRUMENTS APP. DE NAVIGATION, PCS							
	VALUE (\$000) VALEUR (\$000)	79,486	68,811	73,477	67,302	-5	UNITED STATES ETATS-UNIS	85
70919-31	COMPASSES, GYROMAGNETIC COMPAS GYROMAGNETIQUE							
	VALUE (\$000) VALEUR (\$000)	8,367	8,586	6,487	3,758	-23	UNITED STATES ETATS-UNIS	84

SEE EXPLANATORY NOTES / VOIR NOTES EXPLICATIVES

## IMPRT DATA TRENDS - TENDANCES DES DONNEES SUR L'IMPRTATION

## SECTION 3 - END PRODUCTS, INEDIBLE

## SECTION 3 - PRODUITS FINIS, NON COMESTIBLES

CODE	COMMODITY MARCHANDISE	1982	1983	1984	AVE. ANNUAL GROWTH RATE (%) 1982-1985 TAUX DE CROISSANCE 1985 ANNUEL MOYEN		MAJOR COUNTRY OF EXPORT - SHARE OF IMPORT MARKET (%) 1985 PAYS EXPORTATEUR PRINCIPAL - PART DU MARCHE DES IMPORTATIONS		
					1985	ANNUEL MOYEN			
70919-38	COMPASSES, GYROMAGNETIC, PARTS OF PIECES DE COMPAS GYROMAGNETIQUE								
	VALUE (\$000) VALEUR (\$000)	2,363	6,013	7,045	5,596	33	UNITED STATES ETATS-UNIS	92	
70919-88	NAVIGATION INSTRUMENTS, PARTS OF NES PIECES D'INSTRUMENTS DE NAVIGATION NDA								
	VALUE (\$000) VALEUR (\$000)	14,315	12,323	19,288	18,742	9	UNITED STATES ETATS-UNIS	81	
<u>70949</u>	PHYSICAL PROP TEST EQUIP & PTS NES APP DE VERIFICATION ESSAI PHYS. NDA								
	VALUE (\$000) VALEUR (\$000)	60,454	58,136	69,937	87,079	13	UNITED STATES ETATS-UNIS	80	
70949-51	TEST EQUIPMENT, STRENGTH OF MATERIALS MATERIEL D'ESSAI, FORCE DES MATERIAUX								
	VALUE (\$000) VALEUR (\$000)	4,843	3,711	4,091	5,737	6	UNITED STATES ETATS-UNIS	89	
70949-87	PHYSICAL PROPERTIES TEST/INSP EQUIP ACCESS ACCESSOIRES D'ESSAI ET DE VERIFICATION DES PROP. PHYS.								
	VALUE (\$000) VALEUR (\$000)	5,470	4,393	7,175	8,887	17	UNITED STATES ETATS-UNIS	90	
70949-88	PHYSICAL PROPERTIES TEST/INSP EQUIP, PTS, NES PIECES DE MAT. D'ESSAI ET DE VERIF DES PROP. PHYS. NDA								
	VALUE (\$000) VALEUR (\$000)	6,076	7,397	8,772	10,228	19	UNITED STATES ETATS-UNIS	91	
<u>70990</u>	SURVEYING LEVELS NIVEAUX D'ARPENTAGE								
	QTY. METRIC (NO) QUANT. METRIQUE (NOMB)	5,568	7,113	6,899	9,818	21			
	QTY. IMPERIAL (NO) QUANT. IMPERIALE (NOMB)	5,568	7,113	6,899	9,818	21			
	VALUE (\$000) VALEUR (\$000)	869	888	1,020	1,636	23	JAPAN JAPON	48	
<u>70991</u>	SURVEYING TRANSITS, THEODOLITES THEODOLITES								
	QTY. METRIC (NO) QUANT. METRIQUE (NOMB)	975	740	1,237	1,224	8			
	QTY. IMPERIAL (NO) QUANT. IMPERIALE (NOMB)	975	740	1,237	1,224	8			
	VALUE (\$000) VALEUR (\$000)	1,557	918	1,532	2,114	11	JAPAN JAPON	52	
<u>70993</u>	SURVEYING INSTRUMENTS AND PARTS NES INSTRUMENTS D'ARPENTAGE ET PCS. NDA								
	VALUE (\$000) VALEUR (\$000)	15,184	13,708	17,436	19,949	9	UNITED STATES ETATS-UNIS	50	
70993-41	DISTANCE MEASURING EQUIP ELECTRONIC/SURVEYOR APPAREILS DE MESURE A DISTANCE ELECTRONIQUES PR ARPENTEUR								
	VALUE (\$000) VALEUR (\$000)	4,446	2,416	3,822	3,403	-8	JAPAN JAPON	43	
<u>70994</u>	GEOPHYSICAL MINERL PROSP EQUIP & PT INSTR. PROSPECTIDN, GEOPHYSIQUE PCS								
	VALUE (\$000) VALEUR (\$000)	116,097	135,325	160,281	214,325	23	UNITED STATES ETATS-UNIS	92	

SEE EXPLANATORY NOTES / VOIR NOTES EXPLICATIVES

## IMPORT DATA TRENDS - TENDANCES DES DONNEES SUR L'IMPORTATION

## SECTION 3 - END PRODUCTS, INEDIBLE

## SECTION 3 - PRODUITS FINIS, NON COMESTIBLES

CODE	COMMODITY MARCHANDISE	1982	1983	1984	AVE. ANNUAL GROWTH RATE (%) 1982-1985 TAUX DE CROISSANCE 1985 ANNUEL MOYEN		MAJOR COUNTRY OF EXPORT - SHARE OF IMPORT MARKET (%) 1985 PAYS EXPORTATEUR PRINCIPAL - PART DU MARCHÉ DES IMPORTATIONS	
70994-21	SEISMIC INSTRUMENTS INSTRUMENTS DE SISMOLOGIE							
	VALUE (\$000) VALEUR (\$000)	11,249	22,244	23,349	29,320	37	UNITED STATES ETATS-UNIS	96
70994-28	SEISMIC INSTRUMENTS, PARTS OF PIECES D'INSTRUMENTS DE SISMOLOGIE							
	VALUE (\$000) VALEUR (\$000)	11,316	10,924	21,831	15,243	10	UNITED STATES ETATS-UNIS	95
70994-88	GEOPHYSICAL INSTRUMENTS, PARTS OF PIECES D'INSTRUMENTS DE GEOPHYSIQUE							
	VALUE (\$000) VALEUR (\$000)	27,846	30,086	32,297	42,010	15	UNITED STATES ETATS-UNIS	82
<u>70995</u>	NUCLEAR RADIATION MEAS. EQUIP & PTS INSTR. MESURE RADIATION NUCLEAIRE PC							
	VALUE (\$000) VALEUR (\$000)	13,346	10,654	9,666	10,340	-8	UNITED STATES ETATS-UNIS	78
70995-20	NUCLEAR RADIATION DETECTING & MEASURING INST MONITEURS DE RAYONNEMENT NUCLEAIRE ET INSTR. DE MESURE							
	VALUE (\$000) VALEUR (\$000)	10,109	6,909	6,335	6,490	-14	UNITED STATES ETATS-UNIS	74
<u>70997</u>	MODELS FOR DEMONSTRATION ETC. & PTS MAQUETTES DE DEMONSTRATION & PIECES							
	VALUE (\$000) VALEUR (\$000)	77,407	55,895	41,333	74,862	-1	UNITED STATES ETATS-UNIS	87
70997-41	COMPUTER TRAINING EQUIPMENT ORDINATEUR NUMERIQUE POUR ENTRAINEMENT							
	VALUE (\$000) VALEUR (\$000)	750	1,791	2,845	4,123	75	UNITED STATES ETATS-UNIS	66
70997-51	SIMULATORS, FLIGHT SIMULATEUR DE VOL							
	VALUE (\$000) VALEUR (\$000)	42,735	21,290	11,068	20,270	-22	UNITED STATES ETATS-UNIS	99
70997-88	DEMONSTRATION & INSTRUCTION EQUIPMENT, PARTS PIECES POUR MATERIEL DE DEMONSTRATION ET D'ENSEIGNEMENT							
	VALUE (\$000) VALEUR (\$000)	21,499	20,309	11,769	28,324	10	UNITED STATES ETATS-UNIS	87
<u>70999</u>	SCIENTIFIC INSTRUMENTS AND PTS NES INSTRUMENTS SCIENTIFIQUES & PCS NDA							
	VALUE (\$000) VALEUR (\$000)	38,158	33,978	45,587	61,894	17	UNITED STATES ETATS-UNIS	69
70999-21	RESEARCH EQUIPMENT, ATMOSPHERE MATERIEL POUR LA RECHERCHE ATMOSPHERIQUE							
	VALUE (\$000) VALEUR (\$000)	956	1,457	2,352	3,877	59	NETHERLANDS PAYS-BAS	86
70999-31	RESEARCH EQUIPMENT, OCEANOGRAPHIC MATERIEL DE RECHERCHE, OCEANOGRAPHIE							
	VALUE (\$000) VALEUR (\$000)	785	1,963	330	3,938	70	JAPAN JAPON	80
70999-41	CHAMBERS AND ROOMS, ENVIRONMENTAL ENCEINTES D'AMBIANCE							
	VALUE (\$000) VALEUR (\$000)	1,931	1,584	1,841	3,242	19	UNITED STATES ETATS-UNIS	95
70999-61	RECORDERS, MAGNETIC TAPE, INSTRUMENTATION ENREGISTREURS SUR BANDE MAGNETIQUE, INSTRUMENTS							
	VALUE (\$000) VALEUR (\$000)	2,305	2,600	4,776	4,089	21	UNITED STATES ETATS-UNIS	93

## IMPORT DATA TRENDS - TENDANCES DES DONNEES SUR L'IMPORTATION

## SECTION 3 - END PRODUCTS, INEDIBLE

## SECTION 3 - PRODUITS FINIS, NON COMESTIBLES

CODE	COMMODITY MARCHANDISE	1982	1983	1984	AVE. ANNUAL GROWTH RATE (%) 1982-1985 TAUX DE CROISSANCE ANNUEL MOYEN		MAJOR COUNTRY OF EXPORT - SHARE OF IMPORT MARKET (%) 1985 PAYS EXPORTATEUR PRINCIPAL - PART DU MARCHE DES IMPORTATIONS	
					1985	ANNUEL MOYEN		
70999-71	MICROSCOPES, ELECTRON & PROTON MICROSCOPE ELECTRONIQUE ET PROTONIQUES							
	VALUE (\$000)	4,987	3,987	6,828	6,616	10	UNITED STATES	45
	VALEUR (\$000)						ETATS-UNIS	
70999-87	SCIENTIFIC INSTRUMENTS, ACCESSORIES NES ACCESSOIRES D'INSTRUMENTS SCIENTIFIQUES, NDA							
	VALUE (\$000)	2,356	2,720	2,697	3,648	16	UNITED STATES	75
	VALEUR (\$000)						ETATS-UNIS	
70999-88	SCIENTIFIC INSTRUMENTS, PARTS OF, NES PIECES D'INSTRUMENTS SCIENTIFIQUES, NDA							
	VALUE (\$000)	4,182	2,291	2,989	4,264	1	UNITED STATES	84
	VALEUR (\$000)						ETATS-UNIS	
72039	SAFETY & LIFE SAVING EQUIPMENT NES MAT. DE SECURITE & DE SAUVETAGE NDA							
	VALUE (\$000)	37,247	40,428	49,847	57,880	16	UNITED STATES	84
	VALEUR (\$000)						ETATS-UNIS	
72039-21	BREATHING APPARATUS, SAFETY EQUIP APPAREILS RESPIRATOIRES, MATERIEL DE SECURITE							
	VALUE (\$000)	4,170	4,297	4,247	3,721	-4	UNITED STATES	97
	VALEUR (\$000)						ETATS-UNIS	
72039-24	DETECTORS, GAS, FOR MINES, SAFETY, INDUSTRIAL DETECTEURS DE GAZ DANS LES MINES, SECURITE INDUSTRIELLE							
	QTY. METRIC (NO)	80,679	78,323	128,326	126,348	16		
	QUANT. METRIQUE (NOMB)							
	QTY. IMPERIAL (NO)	80,679	78,323	128,326	126,348	16		
	QUANT. IMPERIALE (NOMB)							
	VALUE (\$000)	2,843	2,874	3,666	4,552	17	UNITED STATES	71
	VALEUR (\$000)						ETATS-UNIS	
72039-29	RESPIRATORY EQUIPMENT, SAFETY, INDUSTRIAL, NES MATERIEL RESPIRATOIRE, SECURITE IND NDA							
	VALUE (\$000)	1,057	1,869	3,014	8,292	97	UNITED STATES	97
	VALEUR (\$000)						ETATS-UNIS	
72039-32	GOGGLES, SAFETY, INDUSTRIAL, EXC PRESCRIPTION LUNETTES PROTECTRICES PR LA SECURITE INDUS, SF PRESCR							
	QTY. METRIC (NO)	1,599,401	2,122,656	2,232,632	2,650,861	18		
	QUANT. METRIQUE (NOMB)							
	QTY. IMPERIAL (NO)	1,599,401	2,122,656	2,232,632	2,650,861	18		
	QUANT. IMPERIALE (NOMB)							
	VALUE (\$000)	4,225	5,189	5,829	6,996	18	UNITED STATES	76
	VALEUR (\$000)						ETATS-UNIS	
72039-33	MASKS, PROTECTIVE, INDUSTRIAL MASQUES OE PROTECTION, SECURITE INDUSTRIELLE							
	QTY. METRIC (NO)	2,853,148	8,233,066	7,394,151	8,945,345	46		
	QUANT. METRIQUE (NOMB)							
	QTY. IMPERIAL (NO)	2,853,148	8,233,066	7,394,151	8,945,345	46		
	QUANT. IMPERIALE (NOMB)							
	VALUE (\$000)	2,759	4,611	4,769	4,712	19	UNITED STATES	92
	VALEUR (\$000)						ETATS-UNIS	
72039-88	SAFETY AND LIFE SAVING EQUIPMENT PARTS NES PIECES DE MATERIEL DE SAUVETAGE ET DE SECURITE NDA							
	VALUE (\$000)	11,149	9,318	12,946	12,587	4	UNITED STATES	87
	VALEUR (\$000)						ETATS-UNIS	
72044	HAND FIRE EXTINGUISHERS & PARTS EXTINCTEURS A MAIN ET PIECES							
	QTY. METRIC (NO)	166,230	229,814	268,226	204,323	7		
	QUANT. METRIQUE (NOMB)							
	QTY. IMPERIAL (NO)	166,230	229,814	268,226	204,323	7		
	QUANT. IMPERIALE (NOMB)							

SEE EXPLANATORY NOTES / VOIR NOTES EXPLICATIVES

## IMPRT DATA TRENDS - TENDANCES DES DONNEES SUR L'IMPRTATION

## SECTION 3 - END PRODUCTS, INEDIBLE

## SECTION 3 - PRODUITS FINIS, NON COMESTIBLES

CODE	COMMODITY MARCHANDISE	1982	1983	1984	AVE. ANNUAL GROWTH RATE (%) 1982-1985 TAUX DE CROISSANCE ANNUEL MOYEN		MAJOR COUNTRY OF EXPORT - SHARE OF IMPORT MARKET (%) 1985 PAYS EXPORTATEUR PRINCIPAL - PART DU MARCHE DES IMPORTATIONS	
					1985	ANNUEL MOYEN		
72044	HAND FIRE EXTINGUISHERS & PARTS EXTINCTEURS A MAIN ET PIECES			(CONT-D) (SUITE)				
	VALUE (\$000) VALEUR (\$000)	6,593	7,950	8,603	8,627	9	UNITED STATES ETATS-UNIS	99
72044-20	EXTINGUISHERS, FIRE, HAND TYPE, DRY CHEMICAL EXTINCTEURS PORTATIFS, A POUVRE SECHE							
	QTY. METRIC (NO) QUANT. METRIQUE (NOMB)	86,251	138,200	181,682	102,747	6		
	QTY. IMPERIAL (NO) QUANT. IMPERIALE (NOMB)	86,251	138,200	181,682	102,747	6		
	VALUE (\$000) VALEUR (\$000)	2,888	4,281	4,442	3,949	11	UNITED STATES ETATS-UNIS	100
72049	FIRE FIGHTING EQUIPMENT & PARTS NES MATERIEL D'INCENDIE ET PIECES N D A							
	VALUE (\$000) VALEUR (\$000)	22,770	20,315	33,349	39,341	20	UNITED STATES ETATS-UNIS	95
72049-20	TRUCKS, FIRE VEHICULES D'INCENDIE							
	QTY. METRIC (NO) QUANT. METRIQUE (NOMB)	51	25	37	36	-11		
	QTY. IMPERIAL (NO) QUANT. IMPERIALE (NOMB)	51	25	37	36	-11		
	VALUE (\$000) VALEUR (\$000)	2,898	1,888	3,188	3,329	5	UNITED STATES ETATS-UNIS	100
72049-41	DETECTORS, ELECTRONIC SMOKE, FIRE DETECTION DETECTEURS ELECTRONIQUES DE FUMEE, DETECTION D'INCENDIE							
	QTY. METRIC (NO) QUANT. METRIQUE (NOMB)	220,779	212,423	499,147	661,104	44		
	QTY. IMPERIAL (NO) QUANT. IMPERIALE (NOMB)	220,779	212,423	499,147	661,104	44		
	VALUE (\$000) VALEUR (\$000)	3,087	3,256	7,408	9,241	44	UNITED STATES ETATS-UNIS	97
72049-88	FIRE FIGHTING EQUIPMENT, NES, PARTS OF PIECES DE MATERIEL DE LUTTE CONTRE L'INCENDIE, NDA							
	VALUE (\$000) VALEUR (\$000)	11,134	10,000	16,115	17,296	16	UNITED STATES ETATS-UNIS	96
72054	RR & TRANSIT SIG SYSTEMS & PTS NES SYSTEMES SIGNAL FERROVIAIRE PCS NDA							
	VALUE (\$000) VALEUR (\$000)	27,562	34,394	34,683	33,051	6	UNITED STATES ETATS-UNIS	93
72054-28	RAILWAY SIGNAL SYSTEMS, PARTS OF PIECES DE SYSTEME DE SIGNALISATION DE RESEAU FERRE							
	VALUE (\$000) VALEUR (\$000)	18,462	24,675	24,333	22,652	7	UNITED STATES ETATS-UNIS	92
72059	ALARM & SIGNAL SYSTEMS & PARTS NES SYSTEMES ALARME & SIGNAL. & PCS NDA							
	VALUE (\$000) VALEUR (\$000)	27,068	29,773	34,601	36,421	10	UNITED STATES ETATS-UNIS	83
72059-24	ALARM, BURGLAR SYSTEMES D'ALARME ANTIVOL							
	QTY. METRIC (NO) QUANT. METRIQUE (NOMB)	69,324	70,496	84,375	67,768	-1		
	QTY. IMPERIAL (NO) QUANT. IMPERIALE (NOMB)	69,324	70,496	84,375	67,768	-1		
	VALUE (\$000) VALEUR (\$000)	1,620	2,132	4,366	3,270	26	UNITED STATES ETATS-UNIS	69

SEE EXPLANATORY NOTES / VOIR NOTES EXPLICATIVES

## IMPORT DATA TRENDS - TENDANCES DES DONNEES SUR L'IMPORTATION

## SECTION 3 - END PRODUCTS, INEDIBLE

## SECTION 3 - PRODUITS FINIS, NON COMESTIBLES

CODE	COMMODITY MARCHANDISE	1982	1983	1984	AVE. ANNUAL GROWTH RATE (%) 1982-1985 TAUX DE CROISSANCE ANNUEL MOYEN		MAJOR COUNTRY OF EXPORT - SHARE OF IMPORT MARKET (%) 1985 PAYS EXPORTATEUR PRINCIPAL - PART DU MARCHE DES IMPORTATIONS		
					1985	ANNUEL MOYEN			
72059-88	ALARM SYSTEMS, NES. PARTS OF PIECES DE DISPOSITIFS D'ALARME, NDA								
	VALUE (\$000) VALEUR (\$000)	9,722	10,061	13,164	16,328	19	UNITED STATES ETATS-UNIS	89	
72069	WATER & SEWAGE TREATMENT EQUIP & PT APP. D'EPURATION EAUX EGOUTS ET PCS								
	VALUE (\$000) VALEUR (\$000)	34,431	33,764	40,948	47,254	11	UNITED STATES ETATS-UNIS	93	
72069-28	WATER TREATMENT EQUIP NES, PACKAGE, DOM. PTS PIECES DE MATERIEL DE TRAITEMENT DE L'EAU NDA, USAGE DOM.								
	VALUE (\$000) VALEUR (\$000)	3,458	4,752	4,444	5,126	14	UNITED STATES ETATS-UNIS	99	
72069-38	WATER TREATMENT SYSTEMS, NES, IND. PARTS OF PIECES DE MATERIEL PR TRAIT DES EAUX, NDA, MOD. INDOUS								
	VALUE (\$000) VALEUR (\$000)	10,597	11,836	10,332	12,921	7	UNITED STATES ETATS-UNIS	96	
72069-39	WATER TREATMENT SYSTEMS, NES, INDUSTRIAL MATERIEL POUR TRAITEMENT DES EAUX, NDA, MOD. INDUSTRIEL								
	VALUE (\$000) VALEUR (\$000)	3,996	3,508	2,600	4,182	2	UNITED STATES ETATS-UNIS	89	
72069-88	SEWAGE TREATMENT SYSTEMS NES, PARTS OF PIECES DU SYSTEME DE TRAITEMENT DES EAUX USEES, NDA								
	VALUE (\$000) VALEUR (\$000)	2,251	1,712	3,936	3,631	17	UNITED STATES ETATS-UNIS	84	
73019	COMMERCIAL LAUNDRY EQUIPMENT & PTS INSTALLATIONS DE BLANCHISSERIE COMM								
	VALUE (\$000) VALEUR (\$000)	18,985	19,479	22,795	25,777	11	UNITED STATES ETATS-UNIS	83	
73019-23	WASHER-EXTRACTOR, COMMERCIAL LAUNDRY LAVEUSES-ESSOREUSES MOD. COMMERCIAL, POUR BLANCHISSERIES								
	QTY. METRIC (NO) QUANT. METRIQUE (NOMB)	4,252	3,403	3,731	3,872	-3			
	QTY. IMPERIAL (NO) QUANT. IMPERIALE (NOMB)	4,252	3,403	3,731	3,872	-3			
73019-88	COMMERCIAL LAUNDRY EQUIPMENT, NES, PARTS PIECES DE MATERIEL DE BLANCHISSERIE, NDA								
	VALUE (\$000) VALEUR (\$000)	5,771	4,674	5,861	5,906	1	UNITED STATES ETATS-UNIS	85	
	VALUE (\$000) VALEUR (\$000)	3,193	3,941	4,598	5,362	19	UNITED STATES ETATS-UNIS	87	
73029	COMMERCIAL DRY CLEANING EQUIP & PTS INSTALL. NETTOYAGE A SEC COMM & PCS								
	VALUE (\$000) VALEUR (\$000)	4,424	4,095	6,015	7,456	19	UNITED STATES ETATS-UNIS	65	
73040	COIN CONTROL DEVICES AND PARTS DISPOSITIFS CONTROLE A MONNAIE, PCS								
	QTY. METRIC (NO) QUANT. METRIQUE (NOMB)	88,365	141,252	99,943	100,737	4			
	QTY. IMPERIAL (NO) QUANT. IMPERIALE (NOMB)	88,365	141,252	99,943	100,737	4			
	VALUE (\$000) VALEUR (\$000)	4,875	5,939	5,771	7,619	16	UNITED STATES ETATS-UNIS	96	
73040-30	COIN CONTROL DEVICES DISPOSITIFS POUR LE CONTROLE DES PIECES DE MONNAIE								
	QTY. METRIC (NO) QUANT. METRIQUE (NOMB)	65,699	92,818	65,257	51,901	-7			

SEE EXPLANATORY NOTES / VOIR NOTES EXPLICATIVES

## IMPORT DATA TRENDS - TENDANCES DES DONNEES SUR L'IMPORTATION

## SECTION 3 - END PRODUCTS, INEDIBLE

## SECTION 3 - PRODUITS FINIS, NON COMESTIBLES

CODE	COMMODITY MARCHANDISE	1982	1983	1984	AVE. ANNUAL GROWTH RATE (%) 1982-1985 TAUX DE CROISSANCE ANNUEL MOYEN		MAJOR COUNTRY OF EXPORT - SHARE OF IMPORT MARKET (%) 1985 PAYS EXPORTATEUR PRINCIPAL - PART DU MARCHE DES IMPORTATIONS	
					1985	ANNUEL MOYEN		
73040-30	COIN CONTROL DEVICES DISPOSITIFS POUR LE CONTROLE DES PIECES DE MONNAIE			(CONT-D) (SUITE)				
	QTY. IMPERIAL (NO) QUANT. IMPERIALE (NOMB)	65,699	92,818	65,257	51,901	-7		
	VALUE (\$000) VALEUR (\$000)	1,248	2,014	1,724	4,130	48	UNITED STATES ETATS-UNIS	100
73044	HOT BEVERAGE VENDING MACHINES & PTS DISTRIB. AUTOMAT. BOISSONS CHAUDES							
	QTY. METRIC (NO) QUANT. METRIQUE (NOMB)	481	253	545	911	23		
	QTY. IMPERIAL (NO) QUANT. IMPERIALE (NOMB)	481	253	545	911	23		
	VALUE (\$000) VALEUR (\$000)	869	850	1,063	1,565	21	UNITED STATES ETATS-UNIS	88
73045	COLD BEVERAGE VENDING MACHINE & PTS DISTRIB. AUTOMAT. BOISSONS FROIDES							
	QTY. METRIC (NO) QUANT. METRIQUE (NOMB)	6,299	7,057	5,465	10,086	17		
	QTY. IMPERIAL (NO) QUANT. IMPERIALE (NOMB)	6,299	7,057	5,465	10,086	17		
	VALUE (\$000) VALEUR (\$000)	10,128	12,514	10,760	16,228	17	UNITED STATES ETATS-UNIS	98
73045-40	VENDING MACHINES, SOFT DRINK, CAN/BOTTLE TYPE DISTRIBUTEURS AUTOM. DE BOIS GAZEUSES EN CANNETTES ET BOUT							
	QTY. METRIC (NO) QUANT. METRIQUE (NOMB)	5,752	6,066	5,127	8,376	13		
	QTY. IMPERIAL (NO) QUANT. IMPERIALE (NOMB)	5,752	6,066	5,127	8,376	13		
	VALUE (\$000) VALEUR (\$000)	6,736	7,734	6,835	10,725	17	UNITED STATES ETATS-UNIS	100
73049	VENDING MACHINES AND PARTS N E S DISTRIBUTEURS AUTOMATIQUES, PCS NOA							
	QTY. METRIC (NO) QUANT. METRIQUE (NOMB)	7,909	10,252	13,344	4,674	-16		
	QTY. IMPERIAL (NO) QUANT. IMPERIALE (NOMB)	7,909	10,252	13,344	4,674	-16		
	VALUE (\$000) VALEUR (\$000)	7,897	8,364	8,692	8,393	3	UNITED STATES ETATS-UNIS	77
73059	BEAUTY & BARBER SHDP EQUIPMENT & PT INSTALL. SALON BEAUTE COIFFEURS PCS							
	VALUE (\$000) VALEUR (\$000)	1,916	3,107	4,466	7,105	54	GERMANY WEST ALLEMAGNE, D.	95
73063	MEASURING-DISPENSING PUMPS & PARTS ENSEMBLES DE POMPES MESUREURS & PCS							
	QTY. METRIC (NO) QUANT. METRIQUE (NOMB)	10,635	6,873	6,346	8,053	-9		
	QTY. IMPERIAL (NO) QUANT. IMPERIALE (NOMB)	10,635	6,873	6,346	8,053	-9		
	VALUE (\$000) VALEUR (\$000)	13,318	14,588	20,545	21,750	17	UNITED STATES ETATS-UNIS	98

## IMPDRT DATA TRENDS - TENDANCES DES DONNEES SUR L'IMPORTATION

## SECTION 3 - END PRODUCTS, INEDIBLE

## SECTION 3 - PRODUITS FINIS, NON COMESTIBLES

CODE	COMMODITY MARCHANDISE	1982	1983	1984	AVE. ANNUAL GROWTH RATE (%) 1982-1985 TAUX DE CROISSANCE 1985 ANNUEL MOYEN		MAJOR COUNTRY OF EXPORT - SHARE OF IMPORT MARKET (%) 1985 PAYS EXPORTATEUR PRINCIPAL - PART DU MARCHE DES IMPORTATIONS		
73063-28	PUMP, GAS, DISPENSING, FILLING STATION, PARTS PIECES DE POMPES A ESSENCE, POSTE D'ESSENCE								
	VALUE (\$000) VALEUR (\$000)	9,218	9,900	14,145	16,094	20	UNITED STATES ETATS-UNIS	99	
73069	AUTO & A/C SERVICE EQUIP & PTS NES APP. D'ENTRETIEN AUTOS & AVIONS NDA								
	VALUE (\$000) VALEUR (\$000)	36,563	43,016	60,417	102,087	40	UNITED STATES ETATS-UNIS	87	
73069-20	BALANCERS, WHEEL, SERVICE STATION/GARAGE EQUILIBREUSE DE RDUE, STATION SERVICE (MDD. GARAGE)								
	VALUE (\$000) VALEUR (\$000)	2,852	3,835	5,295	3,091	3	UNITED STATES ETATS-UNIS	82	
73069-24	DIAGNOSTIC EQUIPMENT, I/C ENG MOTOR VEH SERV MATERIEL DE VERIF. MOTEUR, COMBU INTERNE ENT. VEH. AUTO								
	VALUE (\$000) VALEUR (\$000)	2,741	6,261	5,750	6,570	33	UNITED STATES ETATS-UNIS	100	
73069-49	WASHING APPARATUS, MOTOR VEH SERVICING, NES APPAREILS DE LAVAGE, ENTRETIEN DES VEHICULES AUTO., NDA								
	VALUE (\$000) VALEUR (\$000)	1,728	2,831	3,988	4,405	36	UNITED STATES ETATS-UNIS	89	
73069-51	LIFT, SERVICE STATION PONTS DE GRAISSAGE, STATION-SERVICE								
	VALUE (\$000) VALEUR (\$000)	510	845	2,214	3,132	82	UNITED STATES ETATS-UNIS	45	
73069-53	JACKS, SERVICE STATION CRICS DE STATION-SERVICE								
	VALUE (\$000) VALEUR (\$000)	410	2,463	3,858	4,058	113	TAIWAN TAIWAN	41	
73069-78	AIRCRAFT MTCE, SERVICING & REPAIR EQUIP PTS PIECES DU MAT. POUR ENTRE. ET REPARATION DES AERONEFS								
	VALUE (\$000) VALEUR (\$000)	1,931	1,524	4,075	3,180	18	UNITED STATES ETATS-UNIS	98	
73069-79	AIRCRAFT MTCE, SERVICING & REPAIR EQUIP NES MATERIEL POUR ENTRETIEN ET REPARATION DES AERONEFS, NDA								
	VALUE (\$000) VALEUR (\$000)	4,184	3,498	4,360	41,400	113	UNITED STATES ETATS-UNIS	98	
73069-88	MOTOR VEHICLE MTCE/SERV/REPAIR EQUIP, PARTS PIECES D'EQUIP. PR ENTRE ET REPARATION DES VEHICULES AUTO								
	VALUE (\$000) VALEUR (\$000)	4,505	5,035	8,946	12,125	39	UNITED STATES ETATS-UNIS	80	
73079	COMMERCIAL DISHWASHERS AND PARTS MACH. LAVER VAISSELLE, COMM. ET PCS								
	QTY. METRIC (ND) QUANT. METRIQUE (NOMB)	800	811	926	835	1			
	QTY. IMPERIAL (NO) QUANT. IMPERIALE (NOMB)	800	811	926	835	1			
	VALUE (\$000) VALEUR (\$000)	4,517	5,728	7,055	7,730	19	UNITED STATES ETATS-UNIS	92	
73079-88	COMMERCIAL DISHWASHERS, PARTS OF PIECES DE LAVE-VAISSELLE COMMERCIAUX								
	VALUE (\$000) VALEUR (\$000)	2,465	3,028	4,156	5,090	27	UNITED STATES ETATS-UNIS	92	
73099	SERVICE INDUSTRY EQUIP & PARTS NES INSTALLATIONS INDUS SERVICE PCS NDA								
	VALUE (\$000) VALEUR (\$000)	18,936	19,147	24,752	28,044	14	UNITED STATES ETATS-UNIS	90	



## IMPORT DATA TRENDS - TENDANCES DES DONNEES SUR L'IMPORTATION

## SECTION 3 - END PRODUCTS, INEDIBLE

## SECTION 3 - PRODUITS FINIS, NON COMESTIBLES

CODE	COMMODITY MARCHANDISE	1982	1983	1984	1985	AVE. ANNUAL GROWTH RATE (%) 1982-1985	MAJOR COUNTRY OF EXPORT - SHARE OF IMPORT MARKET (%) 1985	
						TAUX DE CROISSANCE ANNUEL MOYEN	PAYS EXPORTATEUR PRINCIPAL - PART DU MARCHE DES IMPORTATIONS	
73099-69	CLEANING EQUIPMENT, NES, SERVICE INDUSTRY MATERIEL DE NETTOYAGE NOA, INDUSTRIE DE SERVICE							
	VALUE (\$000)	2,245	1,985	2,668	4,391	25	UNITED STATES	91
	VALEUR (\$000)						ETATS-UNIS	
73099-88	SERVICE INDUSTRY EQUIPMENT PARTS NES PIECES DE MATERIEL, SERVICE INDUSTRIES, NOA							
	VALUE (\$000)	3,528	3,645	4,245	5,850	18	UNITED STATES	89
	VALEUR (\$000)						ETATS-UNIS	
74012	FURNITURE, WOODEN, HHOLD, NOT UPHOL MEUBLES DE MAISON EN BOIS NON REMB.							
	VALUE (\$000)	86,239	116,093	134,006	144,938	19	UNITED STATES	34
	VALEUR (\$000)						ETATS-UNIS	
74012-20	FURNITURE, LIVING ROOM/HALL, WOODEN NOT UPHOL MOBILIERS DE BOIS PR SALLE DE SEJOUR/VESTIBULE/NON REMB.							
	VALUE (\$000)	17,671	25,936	33,494	36,455	27	UNITED STATES	36
	VALEUR (\$000)						ETATS-UNIS	
74012-30	FURNITURE, BEDROOM, WOODEN, NOT UPHOLSTERED MOBILIERS DE BOIS POUR CHAMBRE, NON REMBOURRES							
	VALUE (\$000)	16,021	21,408	22,892	24,854	16	UNITED STATES	54
	VALEUR (\$000)						ETATS-UNIS	
74012-40	FURNITURE, DINING ROOM, WOODEN, NOT UPHOL MOBILIERS DE BOIS POUR SALLE A MANGER, NON REMBOURRES							
	VALUE (\$000)	18,964	24,959	26,910	31,144	18	UNITED STATES	28
	VALEUR (\$000)						ETATS-UNIS	
74012-55	CABINETS, KITCHEN, HOUSEHOLD, WOODEN ARMOIRES DE CUISINE EN BOIS							
	VALUE (\$000)	1,727	2,825	4,411	5,891	50	ITALY	38
	VALEUR (\$000)						ITALIE	
74014	FURNITURE, METAL, HHOLD, NOT UPHOL MEUBLES DE MAISON EN METAL NON REMB							
	VALUE (\$000)	9,016	10,657	15,966	18,905	28	UNITED STATES	39
	VALEUR (\$000)						ETATS-UNIS	
74016	FURNITURE, HOUSEHOLD, UPHOLSTERED MEUBLES DE MAISON REMBOURRES							
	VALUE (\$000)	18,063	26,961	35,052	37,860	28	UNITED STATES	42
	VALEUR (\$000)						ETATS-UNIS	
74016-20	FURNITURE, LIVING ROOM UPHOL EXC CONVERTIBLE MEUBLES DE SALLE DE SEJOUR REMBOURRES SAUF TRANSFORMABLES							
	VALUE (\$000)	6,246	9,165	12,012	14,651	33	UNITED STATES	40
	VALEUR (\$000)						ETATS-UNIS	
74016-30	CHAIRS, HOUSEHOLD, UPHOLSTERED CHAISES DE MAISONS REMBOURREES							
	VALUE (\$000)	5,114	8,329	11,404	11,606	31	UNITED STATES	42
	VALEUR (\$000)						ETATS-UNIS	
74016-40	COUCHES, EXCEPT STUDIO COUCHES OIVANS, SAUF OIVANS-LITS							
	VALUE (\$000)	1,698	2,969	4,118	3,762	30	UNITED STATES	46
	VALEUR (\$000)						ETATS-UNIS	
74018	FURNITURE, FRAMES & FINISHED PARTS BATS DE MEUBLES ET PIECES FINIS							
	VALUE (\$000)	21,451	22,580	26,435	34,428	17	UNITED STATES	47
	VALEUR (\$000)						ETATS-UNIS	
74018-20	FURNITURE FRAMES, METAL BATS POUR MEUBLE, EN METAL							
	VALUE (\$000)	2,515	2,764	4,301	6,413	36	UNITED STATES	73
	VALEUR (\$000)						ETATS-UNIS	

## IMPORT DATA TRENDS - TENDANCES DES DONNEES SUR L'IMPORTATION

## SECTION 3 - END PRODUCTS, INEDIBLE

## SECTION 3 - PRODUITS FINIS, NON COMESTIBLES

CODE	COMMODITY MARCHANDISE	1982	1983	1984	AVE. ANNUAL GROWTH RATE (%) 1982-1985 TAUX DE CROISSANCE 1985 ANNUEL MOYEN		MAJOR COUNTRY OF EXPORT - SHARE OF IMPORT MARKET (%) 1985 PAYS EXPORTATEUR PRINCIPAL - PART DU MARCHE DES IMPORTATIONS	
74018-49	FURNITURE, HH. METAL, PTS. EXC HARDWARE NES ELEMENTS DE MEUBLES DE MAI, EN MET, SF PCS FERRURES, NDA							
	VALUE (\$000) VALEUR (\$000)	2,155	2,657	2,661	4,983	32	UNITED STATES ETATS-UNIS	42
74018-59	FURNITURE, HOUSEHOLD, WOODEN, PARTS, NES ELEMENTS DE MEUBLES DE MAISON, EN BOIS, NDA							
	VALUE (\$000) VALEUR (\$000)	7,204	6,846	6,667	6,987	-1	SWEDEN SUEDE	34
74018-69	FURNITURE, HOUSEHOLD, PLASTIC, PARTS, NES ELEMENTS DE MEUBLES DE MAISON, EN PLAST NDA							
	VALUE (\$000) VALEUR (\$000)	1,216	1,906	2,163	3,183	37	UNITED STATES ETATS-UNIS	63
<b>74019</b>	<b>HOUSEHOLD FURNITURE N E S MEUBLES DE MAISON N D A</b>							
	VALUE (\$000) VALEUR (\$000)	22,213	21,343	22,842	21,185	-2	UNITED STATES ETATS-UNIS	32
74019-50	FURNITURE, RATTAN, WILLOW, HOUSEHOLD AMEUBLEMENT DE ROTIN, D'OSIER POUR LA MAISON							
	VALUE (\$000) VALEUR (\$000)	5,830	6,667	7,689	5,781	0	PHILIPPINES PHILIPPINES	32
<b>74029</b>	<b>OFFICE FURN. &amp; VISIBLE RECORD EQUIP MEUBLE DE BUREAU CLASSEMENT VISIBLE</b>							
	VALUE (\$000) VALEUR (\$000)	24,429	25,446	33,699	37,404	15	UNITED STATES ETATS-UNIS	73
74029-29	OFFICE FURNITURE, WOODEN, NES MEUBLES DE BUREAU, EN BOIS, NDA							
	VALUE (\$000) VALEUR (\$000)	5,355	3,872	5,522	5,991	4	UNITED STATES ETATS-UNIS	75
74029-32	VISIBLE RECORD EQUIPMENT, METAL MATERIEL ORDINAIRE DE CLASSEMENT, EN METAL							
	VALUE (\$000) VALEUR (\$000)	2,804	4,161	4,346	4,954	21	UNITED STATES ETATS-UNIS	86
74029-39	OFFICE FURNITURE, METAL, NES MEUBLES DE BUREAU, EN METAL, NDA							
	VALUE (\$000) VALEUR (\$000)	13,304	15,080	20,511	22,503	19	UNITED STATES ETATS-UNIS	71
<b>74032</b>	<b>FURNITURE, CAMP, LAWN AND VERANDA MEUBLES DE CHALET, PARTERRE VERANDA</b>							
	VALUE (\$000) VALEUR (\$000)	12,119	18,660	28,622	41,354	50	ITALY ITALIE	26
74032-30	UMBRELLAS, GARDEN/BEACH/PATIO/LAWN PARASOLS DE JARDIN/PLAGE/PATIO/PARTERRE							
	VALUE (\$000) VALEUR (\$000)	982	1,464	2,213	3,373	50	ITALY ITALIE	47
74032-40	CAMP/LAWN/VERANDA/PATIO FURNITURE, EXC WOODEN MEUBLES DE CHALET, PARTERRE, VERANDA, PATIO, SF EN BOIS							
	VALUE (\$000) VALEUR (\$000)	10,048	15,385	24,014	35,950	52	ITALY ITALIE	25
<b>74035</b>	<b>HOSPITAL FURNITURE MEUBLES D'HOPITAUX</b>							
	VALUE (\$000) VALEUR (\$000)	2,832	3,547	4,181	6,377	31	UNITED STATES ETATS-UNIS	99
74035-20	BEDS, HOSPITAL LITS D'HOPITAL							
	VALUE (\$000) VALEUR (\$000)	1,534	1,572	2,605	4,093	38	UNITED STATES ETATS-UNIS	100

## IMPORT DATA TRENDS - TENDANCES DES DONNEES SUR L'IMPORTATION

## SECTION 3 - END PRODUCTS, INEDIBLE

## SECTION 3 - PRODUITS FINIS, NON COMESTIBLES

CODE	COMMODITY MARCHANDISE	1982	1983	1984	AVE. ANNUAL GROWTH RATE (%) 1982-1985 TAUX DE CROISSANCE ANNUEL MOYEN		MAJOR COUNTRY OF EXPORT - SHARE OF IMPORT MARKET (%) 1985 PAYS EXPORTEUR PRINCIPAL - PART DU MARCHE DES IMPORTATIONS		
					1985	ANNUEL MOYEN			
74038	BLACKBOARD TABLEAUX								
	VALUE (\$000) VALEUR (\$000)	700	742	985	944	10	UNITED STATES ETATS-UNIS	95	
74039	FURNITURE, SPECIAL PURPOSE N E S MEUBLES POUR USAGES SPECIAUX N D A								
	VALUE (\$000) VALEUR (\$000)	10,693	12,298	13,177	16,869	16	UNITED STATES ETATS-UNIS	79	
74042	SHOW CASES AND PARTS VITRINES ET PIECES								
	VALUE (\$000) VALEUR (\$000)	2,953	3,119	3,983	4,424	14	UNITED STATES ETATS-UNIS	76	
74042-20	SHDW CASES, EXCEPT REFRIGERATED VITRINES, SAUF VITRINES REFRIGERANTES								
	VALUE (\$000) VALEUR (\$000)	2,797	2,948	3,576	3,707	10	UNITED STATES ETATS-UNIS	75	
74044	BEVERAGE DISPENSERS NDT REFRIG & PT DISTRIBUTEUR BOISSON NON REFRIG PCS								
	VALUE (\$000) VALEUR (\$000)	3,143	3,209	4,976	5,207	18	UNITED STATES ETATS-UNIS	97	
74049	HOTEL RESTAURANT FIXTURES & PTS NES INSTALL. D'HOTEL RESTAURANT PCS NDA								
	VALUE (\$000) VALEUR (\$000)	6,257	2,625	2,513	3,065	-21	UNITED STATES ETATS-UNIS	90	
74059	SAFES & PTS FIRE- BURGLAR-RESISTANT COFFRES-FORTS INVIOABLES ET PIECES								
	VALUE (\$000) VALEUR (\$000)	2,827	2,865	3,573	3,912	11	UNITED STATES ETATS-UNIS	72	
74069	SHELVING AND LOCKERS ETAGERES ET ARMOIRES FERMANT A CLEF								
	VALUE (\$000) VALEUR (\$000)	5,331	4,884	9,522	9,684	22	UNITED STATES ETATS-UNIS	73	
74069-40	SHELVING, OTHER THAN WOODEN RAYONNAGES, AUTRES QU'EN BOIS								
	VALUE (\$000) VALEUR (\$000)	3,844	3,585	7,804	7,619	25	UNITED STATES ETATS-UNIS	78	
74071	AIR MATTRESSES MATELAS PNEUMATIQUES								
	QTY. METRIC (NO) QUANT. METRIQUE (NOMB)	614,632	567,008	719,108	569,445	-2			
	QTY. IMPERIAL (ND) QUANT. IMPERIALE (NOMB)	614,632	567,008	719,108	569,445	-2			
	VALUE (\$000) VALEUR (\$000)	2,805	3,079	3,996	3,515	8	TAIWAN TAIWAN	59	
74072	MATTRESSES N E S MATELAS N D A								
	QTY. METRIC (NO) QUANT. METRIQUE (NOMB)	66,542	100,224	91,582	103,554	16			
	QTY. IMPERIAL (ND) QUANT. IMPERIALE (NOMB)	66,542	100,224	91,582	103,554	16			

SEE EXPLANATORY NOTES / VOIR NOTES EXPLICATIVES

## IMPORT DATA TRENDS - TENDANCES DES DONNEES SUR L'IMPORTATION

## SECTION 3 - END PRODUCTS, INEDIBLE

## SECTION 3 - PRODUITS FINIS, NON COMESTIBLES

CODE	COMMODITY MARCHANDISE	1982	1983	1984	AVE. ANNUAL GROWTH RATE (%) 1982-1985 TAUX DE CROISSANCE 1985 ANNUEL MOYEN		MAJOR COUNTRY OF EXPORT - SHARE OF IMPORT MARKET (%) 1985 PAYS EXPORTATEUR PRINCIPAL - PART DU MARCHE DES IMPORTATIONS	
74072	MATTRESSES N E S MATELAS N D A			(CONT-D) (SUITE)				
	VALUE (\$000) VALEUR (\$000)	2,716	3,380	4,370	3,469	8	UNITED STATES ETATS-UNIS	43
74074	WINDOW SHADES AND BLINDS PERSIENNES ET STORES							
	VALUE (\$000) VALEUR (\$000)	5,577	7,351	7,983	10,118	22	UNITED STATES ETATS-UNIS	42
74074-20	SHADES AND BLINDS, VENETIAN PERSIENNES ET STORES VENITIENS							
	VALUE (\$000) VALEUR (\$000)	1,686	2,592	3,290	5,499	48	UNITED STATES ETATS-UNIS	46
74074-30	SHADES AND BLINDS, OTHER THAN VENETIAN PERSIENNES ET STORES, AUTRES QUE VENITIENS							
	VALUE (\$000) VALEUR (\$000)	3,891	4,759	4,694	4,620	6	UNITED STATES ETATS-UNIS	38
74076	PICTURE AND PHOTOGRAPH FRAMES CADRES PDUR TABLEAUX, PHOTDGRAPHIES							
	QTY. METRIC (NO) QUANT. METRIQUE (NOMB)	5,013,578	7,880,992	9,698,692	10,465,466	28		
	QTY. IMPERIAL (NO) QUANT. IMPERIALE (NOMB)	5,013,578	7,880,992	9,698,692	10,465,466	28		
	VALUE (\$000) VALEUR (\$000)	5,833	10,053	12,535	11,188	24	UNITED STATES ETATS-UNIS	33
74076-30	PICTURE AND PHOTOGRAPH FRAMES CADRES DE TABLEAUX ET DE PHOTOGRAPHIES							
	QTY. METRIC (NO) QUANT. METRIQUE (NOMB)	4,985,203	7,846,918	9,684,185	10,224,853	27		
	QTY. IMPERIAL (NO) QUANT. IMPERIALE (NOMB)	4,985,203	7,846,918	9,684,185	10,224,853	27		
	VALUE (\$000) VALEUR (\$000)	5,666	9,956	12,427	10,985	24	UNITED STATES ETATS-UNIS	33
74099	FURNITURE AND FIXTURES N E S MEUBLES ET APPAREILS FIXES N D A							
	VALUE (\$000) VALEUR (\$000)	4,072	10,261	14,023	18,896	66	UNITED STATES ETATS-UNIS	93
75102	POWER DRIVEN HAND DRILLS & TAPPERS PERFORATRICES ET TARAUDEUSES MECAN.							
	QTY. METRIC (NO) QUANT. METRIQUE (NOMB)	114,837	191,214	287,395	361,368	46		
	QTY. IMPERIAL (ND) QUANT. IMPERIALE (NOMB)	114,837	191,214	287,395	361,368	46		
	VALUE (\$000) VALEUR (\$000)	6,030	10,949	18,752	18,254	44	UNITED STATES ETATS-UNIS	55
75102-30	DRILLS, ELECTRIC, HAND HELD PERCEUSES ELECTRIQUES A MAIN							
	QTY. METRIC (NO) QUANT. METRIQUE (NOMB)	96,204	171,924	240,572	326,234	50		
	QTY. IMPERIAL (ND) QUANT. IMPERIALE (NOMB)	96,204	171,924	240,572	326,234	50		
	VALUE (\$000) VALEUR (\$000)	4,618	9,676	15,694	15,252	48	UNITED STATES ETATS-UNIS	60

## IMPORT DATA TRENDS - TENDANCES DES DONNEES SUR L'IMPORTATION

## SECTION 3 - END PRODUCTS, INEDIBLE

## SECTION 3 - PRODUITS FINIS, NON COMESTIBLES

CODE	COMMODITY MARCHANDISE	1982	1983	1984	AVE. ANNUAL GROWTH RATE (%) 1982-1985 TAUX DE CROISSANCE ANNUEL MOYEN		MAJDR COUNTRY OF EXPORT - SHARE OF IMPORT MARKET (%) 1985 PAYS EXPORTATEUR PRINCIPAL - PART DU MARCHE DES IMPORTATIONS	
					1985	ANNUEL MOYEN		
75116	POWER DRIVEN HAND WRENCHES TOURNE-A-GAUCHE MECANIQUES							
	QTY. METRIC (NO) QUANT. METRIQUE (NOMB)	87,189	85,817	131,381	159,352	22		
	QTY. IMPERIAL (NO) QUANT. IMPERIALE (NOMB)	87,189	85,817	131,381	159,352	22		
	VALUE (\$000) VALEUR (\$000)	5,748	4,714	6,742	8,138	12	JAPAN JAPON	51
75116-20	WRENCHES, IMPACT & TORQUE, AIR, HAND HELD CLES A CHOCS ET DYNAMOMETRIQUES, PNEUMATIQUES, A MAIN							
	QTY. METRIC (NO) QUANT. METRIQUE (NOMB)	54,008	59,522	90,733	111,835	27		
	QTY. IMPERIAL (NO) QUANT. IMPERIALE (NOMB)	54,008	59,522	90,733	111,835	27		
	VALUE (\$000) VALEUR (\$000)	3,672	3,522	4,988	5,933	17	JAPAN JAPON	54
75122	POWER DRIVEN HAND SAWS SCIES A MAIN MECANIQUES							
	QTY. METRIC (NO) QUANT. METRIQUE (NOMB)	87,817	155,577	224,132	223,292	36		
	QTY. IMPERIAL (NO) QUANT. IMPERIALE (NOMB)	87,817	155,577	224,132	223,292	36		
	VALUE (\$000) VALEUR (\$000)	5,146	10,713	17,078	15,957	45	UNITED STATES ETATS-UNIS	57
75122-30	SAWS, RECIPROCATING, ELECTRIC, HAND HELD SCIES ALTERNATIVES ELECTRIQUES A MAIN							
	QTY. METRIC (NO) QUANT. METRIQUE (NOMB)	36,417	54,705	65,787	86,159	33		
	QTY. IMPERIAL (NO) QUANT. IMPERIALE (NOMB)	36,417	54,705	65,787	86,159	33		
	VALUE (\$000) VALEUR (\$000)	2,051	3,609	4,890	4,247	27	UNITED STATES ETATS-UNIS	64
75122-35	SAWS, CIRCULAR, ELECTRIC, HAND HELD SCIES CIRCULAIRE ELECTRIQUES A MAIN							
	QTY. METRIC (NO) QUANT. METRIQUE (NOMB)	41,829	97,489	152,965	135,269	47		
	QTY. IMPERIAL (NO) QUANT. IMPERIALE (NOMB)	41,829	97,489	152,965	135,269	47		
	VALUE (\$000) VALEUR (\$000)	3,022	6,900	11,715	11,558	56	UNITED STATES ETATS-UNIS	54
75190	POWER DRIVEN HAND TOOLS N E S OUTILS A MAIN MECANIQUES N D A							
	QTY. METRIC (NO) QUANT. METRIQUE (NOMB)	570,313	898,836	1,053,200	1,147,906	26		
	QTY. IMPERIAL (NO) QUANT. IMPERIALE (NOMB)	570,313	898,836	1,053,200	1,147,906	26		
	VALUE (\$000) VALEUR (\$000)	33,952	48,296	59,235	61,190	21	UNITED STATES ETATS-UNIS	56
75190-11	TOOL, GAS DRIVEN, HAND HELD OUTILS, A ESSENCE, A MAIN							
	QTY. METRIC (NO) QUANT. METRIQUE (NOMB)	11,503	15,866	40,907	42,524	54		
	QTY. IMPERIAL (NO) QUANT. IMPERIALE (NOMB)	11,503	15,866	40,907	42,524	54		

## IMPORT DATA TRENDS - TENDANCES DES DONNEES SUR L'IMPORTATION

## SECTION 3 - END PRODUCTS, INEDIBLE

## SECTION 3 - PRODUITS FINIS, NON COMESTIBLES

CODE	COMMODITY MARCHANDISE	1982	1983	1984	AVE. ANNUAL GROWTH RATE (%) 1982-1985 TAUX DE CROISSANCE 1985 ANNUEL MOYEN		MAJOR COUNTRY OF EXPORT - SHARE OF IMPORT MARKET (%) 1985 PAYS EXPORTATEUR PRINCIPAL - PART DU MARCHÉ DES IMPORTATIONS	
75190-11	TOOL, GAS DRIVEN, HAND HELD OUTILS, A ESSENCE, A MAIN			(CONT-D) (SUITE)				
	VALUE (\$000) VALEUR (\$000)	1,482	2,265	5,835	6,245	61	UNITED STATES ETATS-UNIS	48
75190-50	SANDERS, ELECTRIC, HAND HELD PONCEUSES ELECTRIQUES A MAIN							
	QTY. METRIC (NO) QUANT. METRIQUE (NOMB)	73,348	120,156	164,955	195,956	38		
	QTY. IMPERIAL (NO) QUANT. IMPERIALE (NOMB)	73,348	120,156	164,955	195,956	38		
	VALUE (\$000) VALEUR (\$000)	3,634	6,419	7,882	7,776	29	UNITED STATES ETATS-UNIS	45
75190-60	GRINDERS, SANDERS & POLISHERS, AIR, HAND HELD MEULEUSES ET PONCEUSES PNEUMATIQUES A MAIN							
	QTY. METRIC (NO) QUANT. METRIQUE (NOMB)	70,728	115,073	147,599	111,125	16		
	QTY. IMPERIAL (NO) QUANT. IMPERIALE (NOMB)	70,728	115,073	147,599	111,125	16		
	VALUE (\$000) VALEUR (\$000)	4,004	6,312	8,208	5,985	14	UNITED STATES ETATS-UNIS	57
75190-69	TOOL, AIR NES, HAND HELD OUTILS PNEUMATIQUES NDA A MAIN							
	QTY. METRIC (NO) QUANT. METRIQUE (NOMB)	41,551	49,313	51,039	66,981	17		
	QTY. IMPERIAL (NO) QUANT. IMPERIALE (NOMB)	41,551	49,313	51,039	66,981	17		
	VALUE (\$000) VALEUR (\$000)	4,550	4,546	4,857	6,613	13	UNITED STATES ETATS-UNIS	73
75190-70	ROUTERS, ELECTRIC, HAND HELD TOUPIES ELECTRIQUES, A MAIN							
	QTY. METRIC (NO) QUANT. METRIQUE (NOMB)	42,422	88,272	94,687	64,824	15		
	QTY. IMPERIAL (NO) QUANT. IMPERIALE (NOMB)	42,422	88,272	94,687	64,824	15		
	VALUE (\$000) VALEUR (\$000)	2,242	4,833	5,006	3,548	16	UNITED STATES ETATS-UNIS	80
75198	PARTS OF POWER DRIVEN HAND TOOLS PIECES D'OUTILS A MAIN MECANIQUES							
	VALUE (\$000) VALEUR (\$000)	39,565	45,239	63,623	57,281	13	UNITED STATES ETATS-UNIS	76
75198-50	POWER DRIVEN HAND TOOL PARTS PIECES D'OUTILS MECANIQUES A MAIN							
	VALUE (\$000) VALEUR (\$000)	28,310	31,344	47,085	39,150	11	UNITED STATES ETATS-UNIS	77
75204	FILES AND RASPS LIMES ET RAPES							
	QTY. METRIC (NO) QUANT. METRIQUE (NOMB)	2,845,418	3,521,093	4,402,473	4,195,850	14		
	QTY. IMPERIAL (NO) QUANT. IMPERIALE (NOMB)	2,845,418	3,521,093	4,402,473	4,195,850	14		
	VALUE (\$000) VALEUR (\$000)	3,092	3,236	4,081	3,996	9	UNITED STATES ETATS-UNIS	42

## IMPORT DATA TRENDS - TENDANCES DES DONNEES SUR L'IMPORTATION

## SECTION 3 - END PRODUCTS, INEDIBLE

## SECTION 3 - PRODUITS FINIS, NON COMESTIBLES

CODE	COMMODITY MARCHANDISE	1982	1983	1984	AVE. ANNUAL GROWTH RATE (%) 1982-1985 TAUX DE CROISSANCE 1985 ANNUEL MOYEN		MAJOR COUNTRY OF EXPORT - SHARE OF IMPORT MARKET (%) 1985 PAYS EXPORTATEUR PRINCIPAL - PART DU MARCHE DES IMPORTATIONS	
75224	HACK SAW BLADES LAMES DE SCIE A METAUX							
	QTY. METRIC (NO) QUANT. METRIQUE (NOMB)	3,107,241	4,838,632	4,519,222	3,929,596	8		
	QTY. IMPERIAL (NO) QUANT. IMPERIALE (NOMB)	3,107,241	4,838,632	4,519,222	3,929,596	8		
	VALUE (\$000) VALEUR (\$000)	1,038	1,309	1,435	1,563	14	UNITED KINGDOM ROYAUME-UNI	37
75229	HAND SAWS, SAW BLADES & SAW PTS NES SCIES A MAIN, LAMES ET PIECES N D A							
	VALUE (\$000) VALEUR (\$000)	4,510	6,721	7,574	8,282	22	UNITED STATES ETATS-UNIS	49
75229-29	HAND SAWS NES, COMPLETE SCIES A MAIN NDA COMPLETEES							
	VALUE (\$000) VALEUR (\$000)	1,914	2,792	3,094	3,419	21	UNITED STATES ETATS-UNIS	47
75252	AXES AND HATCHETS HACHES ET HACHETTES							
	QTY. METRIC (NO) QUANT. METRIQUE (NOMB)	656,543	853,799	629,662	425,521	-13		
	QTY. IMPERIAL (NO) QUANT. IMPERIALE (NOMB)	656,543	853,799	629,662	425,521	-13		
	VALUE (\$000) VALEUR (\$000)	3,124	3,212	2,857	2,065	-13	UNITED STATES ETATS-UNIS	62
75256	AUGERS, BITS, BRACES, HAND DRILLS TARIERES, MECHEs, VILEBREQUINS ETC.							
	VALUE (\$000) VALEUR (\$000)	8,450	10,828	12,464	13,985	18	UNITED STATES ETATS-UNIS	67
75256-41	BITS, DRILLS AND BRACES, HAND TOOLS MECHES POUR PERCEUSES A MAIN ET VILEBREQUINS							
	VALUE (\$000) VALEUR (\$000)	6,245	9,321	10,937	12,666	26	UNITED STATES ETATS-UNIS	67
75299	EDGE TOOLS, HAND, AND PARTS N E S OUTILS TRANCHANTS A MAIN & PCS. NDA							
	VALUE (\$000) VALEUR (\$000)	12,314	14,771	16,415	15,810	8	UNITED STATES ETATS-UNIS	56
75408	MECHANICS GAUGES JAUGES DE MECANICIENS							
	VALUE (\$000) VALEUR (\$000)	6,458	5,089	6,104	6,622	1	UNITED STATES ETATS-UNIS	83
75425	METAL RULES, SCALES, TAPES & PARTS REGLES BALANCES METRES EN METAL PCS							
	VALUE (\$000) VALEUR (\$000)	2,282	3,530	4,511	5,248	32	UNITED STATES ETATS-UNIS	75
75425-11	METAL RULES, SCALES & PRECISION TAPES REGLES METALLIQUES, REGLES GRADUEES ET RUBANS DE PRECIS							
	VALUE (\$000) VALEUR (\$000)	1,853	2,300	3,026	3,931	28	UNITED STATES ETATS-UNIS	68

## IMPORT DATA TRENDS - TENDANCES DES DONNEES SUR L'IMPORTATION

## SECTION 3 - END PRODUCTS, INEDIBLE

## SECTION 3 - PRODUITS FINIS, NON COMESTIBLES

CODE	COMMODITY MARCHANDISE	1982	1983	1984	AVE. ANNUAL GROWTH RATE (%) 1982-1985 TAUX DE CROISSANCE ANNUEL MOYEN		MAJOR COUNTRY OF EXPDRT - SHARE OF IMPORT MARKET (%) 1985 PAYS EXPORTATEUR PRINCIPAL - PART DU MARCHE DES IMPORTATIONS		
					1985	ANNUEL MOYEN			
75449	MECHANICS MEASURING TOOLS & PTS NES INSTR. DE MESURE DE MECANIC PCS NDA								
	VALUE (\$000)	9,592	8,499	11,907	14,662	15	UNITED STATES	55	
	VALEUR (\$000)						ETATS-UNIS		
75449-11	COMPASSES/CALIPERS/DIVIDERS/SQUARES, MECHANIC COMPAS ET EQUERRES DE MECANICIEN								
	VALUE (\$000)	2,033	1,631	2,285	3,432	19	JAPAN	52	
	VALEUR (\$000)						JAPON		
75510	GARDEN RAKES RATEAUX DE JARDINAGE								
	QTY. METRIC (NO) QUANT. METRIQUE (NOMB)	500,328	545,797	1,184,602	1,071,605	29			
	QTY. IMPERIAL (NO) QUANT. IMPERIALE (NOMB)	500,328	545,797	1,184,602	1,071,605	29			
	VALUE (\$000)	720	751	1,823	1,637	31	TAIWAN	55	
	VALEUR (\$000)						TAIWAN		
75516	SPADES, SHOVELS AND SCOOPS BECHES ET PELLEES								
	QTY. METRIC (NO) QUANT. METRIQUE (NOMB)	347,756	439,397	834,578	894,876	36			
	QTY. IMPERIAL (NO) QUANT. IMPERIALE (NOMB)	347,756	439,397	834,578	884,876	36			
	VALUE (\$000)	1,572	1,546	3,038	2,624	18	UNITED STATES	41	
	VALEUR (\$000)						ETATS-UNIS		
75519	GARDEN TOOLS N E S INSTRUMENTS DE JARDINAGE N D A								
	VALUE (\$000)	1,554	1,571	1,991	2,565	18	UNITED STATES	31	
	VALEUR (\$000)						ETATS-UNIS		
75532	ANVILS, VISES AND PARTS ENCLUMES, ETAUX ET PIECES								
	VALUE (\$000)	3,443	4,473	5,121	4,864	12	UNITED KINGDOM	31	
	VALEUR (\$000)						ROYAUME-UNI		
75536	WRENCHES AND PARTS CLES A ECRUS ET PIECES								
	VALUE (\$000)	29,539	32,407	37,069	34,904	6	UNITED STATES	59	
	VALEUR (\$000)						ETATS-UNIS		
75536-12	WRENCHES, SOCKET, INCL SETS CLES A DOUILLE, Y COMPRIS JEUX								
	VALUE (\$000)	7,961	8,822	7,832	6,374	-7	UNITED STATES	50	
	VALEUR (\$000)						ETATS-UNIS		
75536-18	WRENCHES, SOCKET, PARTS PIECES DE CLES A DOUILLE								
	VALUE (\$000)	3,041	2,859	3,740	4,545	14	UNITED STATES	62	
	VALEUR (\$000)						ETATS-UNIS		
75536-42	WRENCHES, COMB. BOX END/OPEN END, INCL SETS CLES FERMEES ET OUVERTES COMBINEES, Y COMPRIS JEUX								
	VALUE (\$000)	2,732	3,717	3,704	3,989	13	UNITED STATES	32	
	VALEUR (\$000)						ETATS-UNIS		
75552	HAMMERS, HAND MARTEAUX A MAIN								
	QTY. METRIC (NO) QUANT. METRIQUE (NOMB)	1,265,798	1,662,008	1,562,317	1,368,392	3			

SEE EXPLANATORY NOTES / VOIR NOTES EXPLICATIVES



## IMPORT DATA TRENDS - TENDANCES DES DONNEES SUR L'IMPORTATION

## SECTION 3 - END PRODUCTS, INEDIBLE

## SECTION 3 - PRODUITS FINIS, NON COMESTIBLES

CODE	COMMODITY MARCHANDISE	1982	1983	1984	AVE. ANNUAL GROWTH RATE (%) 1982-1985 TAUX DE CROISSANCE ANNUEL MOYEN		MAJOR COUNTRY OF EXPORT - SHARE OF IMPORT MARKET (%) 1985 PAYS EXPDRTATEUR PRINCIPAL - PART DU MARCHE DES IMPORTATIONS	
					1985	ANNUEL MOYEN		
75552	HAMMERS, HAND MARTEAUX A MAIN			(CONT-D) (SUITE)				
	QTY. IMPERIAL (NO) QUANT. IMPERIALE (NOMB)	1,265,798	1,662,008	1,562,317	1,368,392	3		
	VALUE (\$000) VALEUR (\$000)	3,521	5,323	5,708	5,082	13	UNITED STATES ETATS-UNIS	57
75554	PLIERS PINCES							
	QTY. METRIC (NO) QUANT. METRIQUE (NOMB)	2,286,960	3,250,693	3,394,532	3,021,969	10		
	QTY. IMPERIAL (NO) QUANT. IMPERIALE (NOMB)	2,286,960	3,250,693	3,394,532	3,021,969	10		
	VALUE (\$000) VALEUR (\$000)	6,464	9,150	10,366	9,569	14	UNITED STATES ETATS-UNIS	55
75556	SCREWDRIVERS, HAND TOURNEVIS A MAIN							
	VALUE (\$000) VALEUR (\$000)	3,898	5,737	6,247	5,577	13	UNITED STATES ETATS-UNIS	50
75589	HAND TOOLS AND PARTS N E S OUTILS A MAIN ET PIECES N D A							
	VALUE (\$000) VALEUR (\$000)	59,337	68,835	76,858	86,961	14	UNITED STATES ETATS-UNIS	74
75589-88	HAND TOOLS, PARTS OF NES PIECES D'OUTILS A MAIN, NDA							
	VALUE (\$000) VALEUR (\$000)	10,517	10,734	12,482	14,306	11	UNITED STATES ETATS-UNIS	75
75595	CHESTS, KITS AND SETS OF HAND TOOLS COFFRES, TROUSSES ET JEUX D'OUTILS							
	VALUE (\$000) VALEUR (\$000)	8,996	11,027	13,440	15,231	19	UNITED STATES ETATS-UNIS	71
75817	RAZORS, NON-ELECTRIC, AND PARTS RASOIRS NON ELECTRIQUES ET PIECES							
	QTY. METRIC (NO) QUANT. METRIQUE (NOMB)	36,507,596	55,784,781	46,621,355	29,273,023	-7		
	QTY. IMPERIAL (NO) QUANT. IMPERIALE (NOMB)	36,507,596	55,784,781	46,621,355	29,273,023	-7		
	VALUE (\$000) VALEUR (\$000)	4,029	4,928	4,790	6,759	19	UNITED STATES ETATS-UNIS	48
75817-20	RAZORS, NON-ELECTRIC RASOIRS, NON ELECTRIQUES							
	QTY. METRIC (NO) QUANT. METRIQUE (NOMB)	36,507,596	55,784,781	46,621,355	29,273,023	-7		
	QTY. IMPERIAL (NO) QUANT. IMPERIALE (NOMB)	36,507,596	55,784,781	46,621,355	29,273,023	-7		
	VALUE (\$000) VALEUR (\$000)	2,669	3,267	3,204	4,399	18	FRANCE FRANCE	47
75820	SAFETY RAZOR BLADES LAMES DE RASDIR DE SURETE							
	QTY. METRIC (GROSS) QUANT. METRIQUE (GR)	518,740	587,164	565,112	528,838	1		

## IMPORT DATA TRENDS - TENDANCES DES DONNEES SUR L'IMPORTATION

## SECTION 3 - END PRODUCTS, INEDIBLE

## SECTION 3 - PRODUITS FINIS, NON COMESTIBLES

CODE	COMMODITY MARCHANDISE	1982	1983	1984	AVE. ANNUAL GROWTH RATE (%) 1982-1985 TAUX DE CROISSANCE 1985 ANNUUEL MOYEN		MAJDR COUNTRY OF EXPORT - SHARE OF IMPDRT MARKET (%) 1985 PAYS EXPDRTATEUR PRINCIPAL - PART DU MARCHÉ DES IMPORTATIONS	
75820	SAFETY RAZDR BLADES LAMES DE RASDIR DE SURETE			(CDNT-D) (SUITE)				
	QTY. IMPERIAL (GROSS) QUANT. IMPERIALE (GR)	518,740	587,164	565,112	528,838	1		
	VALUE (\$000) VALEUR (\$000)	4,235	3,533	4,339	3,434	-7	UNITED STATES ETATS-UNIS	63
75822	POCKET KNIVES COUTEAUX DE POCHE							
	QTY. METRIC (NO) QUANT. METRIQUE (NDMB)	2,445,241	2,643,497	3,233,530	2,455,408	0		
	QTY. IMPERIAL (NO) QUANT. IMPERIALE (NOMB)	2,445,241	2,643,497	3,233,530	2,455,408	0		
	VALUE (\$000) VALEUR (\$000)	5,411	5,135	6,259	5,310	-1	UNITED STATES ETATS-UNIS	35
75823	HUNTING KNIVES COUTEAUX DE CHASSE							
	QTY. METRIC (NO) QUANT. METRIQUE (NOMB)	634,296	589,250	586,187	535,072	-6		
	QTY. IMPERIAL (NO) QUANT. IMPERIALE (NOMB)	634,296	589,250	586,187	535,072	-6		
	VALUE (\$000) VALEUR (\$000)	2,133	2,219	2,333	2,736	8	UNITED STATES ETATS-UNIS	54
75865	SCISSORS, SHEARS AND TRIMMERS CISEAUX, CISAILLES ET RDGNOIRS							
	QTY. METRIC (NO) QUANT. METRIQUE (NOMB)	4,612,050	6,287,693	7,268,804	7,023,723	15		
	QTY. IMPERIAL (NO) QUANT. IMPERIALE (NOMB)	4,612,050	6,287,693	7,268,804	7,023,723	15		
	VALUE (\$000) VALEUR (\$000)	5,553	5,974	7,287	7,821	12	JAPAN JAPON	27
75865-11	SCISSORS/SHEARS/TRIMMERS, 6 IN BLADE OR LESS CISAILLES (SECATEURS A LAMES DE 6 POUCES OU MOINS)							
	QTY. METRIC (NO) QUANT. METRIQUE (NOMB)	3,013,114	4,030,301	5,346,389	4,793,380	17		
	QTY. IMPERIAL (NO) QUANT. IMPERIALE (NOMB)	3,013,114	4,030,301	5,346,389	4,793,380	17		
	VALUE (\$000) VALEUR (\$000)	3,088	3,190	4,437	4,506	13	GERMANY WEST ALLEMAGNE, O.	28
75865-21	SCISSORS/SHEARS/TRIMMERS, OVER 6 INCH BLADE CISAILLES (SECATEURS A LAMES DE PLUS DE 6 POUCES)							
	QTY. METRIC (NO) QUANT. METRIQUE (NOMB)	1,598,936	2,257,392	1,922,415	2,230,343	11		
	QTY. IMPERIAL (NO) QUANT. IMPERIALE (NOMB)	1,598,936	2,257,392	1,922,415	2,230,343	11		
	VALUE (\$000) VALEUR (\$000)	2,465	2,784	2,850	3,315	10	JAPAN JAPON	31
75866	MANICURE AND PEDICURE IMPLEMENTS NECESSAIRES DE MANICURE ET PEDICURE							
	VALUE (\$000) VALEUR (\$000)	2,400	3,046	3,004	3,143	9	UNITED STATES ETATS-UNIS	45

## IMPORT DATA TRENDS - TENDANCES DES DONNEES SUR L'IMPORTATION

## SECTION 3 - END PRODUCTS, INEDIBLE

## SECTION 3 - PRODUITS FINIS, NON COMESTIBLES

CODE	COMMODITY MARCHANDISE	1982	1983	1984	AVE. ANNUAL GROWTH RATE (%) 1982-1985 TAUX DE CROISSANCE 1985 ANNUEL MOYEN		MAJOR COUNTRY OF EXPORT - SHARE OF IMPORT MARKET (%) 1985 PAYS EXPORTATEUR PRINCIPAL - PART DU MARCHE DES IMPORTATIONS		
					1985				
75899	CUTLERY N E S ARTICLES DE COUPELLERIE N D A								
	VALUE (\$000) VALEUR (\$000)	2,375	2,061	1,889	2,128	-3	UNITED STATES ETATS-UNIS	40	
76113	BROOMS AND WHISKS BALAIS ET EPOUSSETTES								
	QTY. METRIC (DDZ) QUANT. METRIQUE (DDUZ)	166,243	210,576	247,942	233,152	12			
	QTY. IMPERIAL (DDZ) QUANT. IMPERIALE (DDUZ)	166,243	210,576	247,942	233,152	12			
	VALUE (\$000) VALEUR (\$000)	2,197	2,592	3,206	3,086	12	MEXICO MEXIQUE	74	
76113-11	BROOMS BALAIS								
	QTY. METRIC (DDZ) QUANT. METRIQUE (DDUZ)	154,234	182,008	228,652	224,367	13			
	QTY. IMPERIAL (DDZ) QUANT. IMPERIALE (DDUZ)	154,234	182,008	228,652	224,367	13			
	VALUE (\$000) VALEUR (\$000)	2,108	2,409	3,106	3,033	13	MEXICO MEXIQUE	75	
76124	PAINT AND VARNISH BRUSHES PINCEAUX A PEINTURE ET VERNIS								
	QTY. METRIC (DDZ) QUANT. METRIQUE (DDUZ)	284,435	803,156	486,304	571,359	26			
	QTY. IMPERIAL (DDZ) QUANT. IMPERIALE (DDUZ)	284,435	803,156	486,304	571,359	26			
	VALUE (\$000) VALEUR (\$000)	1,609	4,784	2,680	4,076	36	PEOPLE R CHINA REP. PDP. CHINE	41	
76129	BRUSHES, MANUAL NES. & MOPS & PARTS BROSSSES MAN NDA & BALAIS FRANGES								
	QTY. METRIC (DDZ) QUANT. METRIQUE (DDUZ)	542,947	692,558	1,108,713	970,096	21			
	QTY. IMPERIAL (DDZ) QUANT. IMPERIALE (DDUZ)	542,947	692,558	1,108,713	970,096	21			
	VALUE (\$000) VALEUR (\$000)	5,310	5,953	7,010	9,319	21	UNITED STATES ETATS-UNIS	50	
76150	BRUSHES, MECHANICAL BROSSSES, MECANIKES								
	VALUE (\$000) VALEUR (\$000)	3,688	3,741	4,774	5,500	14	UNITED STATES ETATS-UNIS	81	
76301	POWER LAWN MOWERS, RIDING TYPE TDNDEUSES A GAZON AVEC SIEGE								
	QTY. METRIC (NO) QUANT. METRIQUE (NOMB)	7,141	10,352	11,421	10,826	15			
	QTY. IMPERIAL (NO) QUANT. IMPERIALE (NOMB)	7,141	10,352	11,421	10,826	15			
	VALUE (\$000) VALEUR (\$000)	4,637	10,243	14,379	15,272	48	UNITED STATES ETATS-UNIS	92	

## IMPORT DATA TRENDS - TENDANCES DES DONNEES SUR L'IMPORTATION

## SECTION 3 - END PRODUCTS, INEDIBLE

## SECTION 3 - PRODUITS FINIS, NON COMESTIBLES

CODE	COMMODITY MARCHANDISE	1982	1993	1984	AVE. ANNUAL GROWTH RATE (%) 1982-1985 TAUX DE CROISSANCE 1985 ANNUEL MOYEN		MAJOR COUNTRY OF EXPORT - SHARE OF IMPORT MARKET (%) 1985 PAYS EXPORTATEUR PRINCIPAL - PART DU MARCHE DES IMPORTATIONS	
					1985	ANNUEL MOYEN		
76303	POWER LAWN MOWERS N E S TONDEUSES A GAZDN N D A							
	QTY. METRIC (NO) QUANT. METRIQUE (NOMB)	27,040	37,874	36,390	35,287	9		
	QTY. IMPERIAL (NO) QUANT. IMPERIALE (NOMB)	27,040	37,874	36,390	35,287	9		
	VALUE (\$000) VALEUR (\$000)	5,556	7,899	10,907	8,480	15	JAPAN JAPON	64
76303-11	MOWERS, LAWN, GAS O/T RIDING TYPE D/T AGRIC TONDEUSES A GAZON A MOTEUR, CONDUC NON PORTE NON AGR							
	QTY. METRIC (NO) QUANT. METRIQUE (NOMB)	18,172	24,721	30,934	28,893	17		
	QTY. IMPERIAL (NO) QUANT. IMPERIALE (NOMB)	18,172	24,721	30,934	28,893	17		
	VALUE (\$000) VALEUR (\$000)	4,220	6,493	9,369	7,515	21	JAPAN JAPON	67
76306	PARTS, ATTACHMENTS FOR POWER MOWERS PIECES, ACCESS. DE TONDEUSES MECAN.							
	VALUE (\$000) VALEUR (\$000)	33,378	30,766	57,701	62,871	23	UNITED STATES ETATS-UNIS	95
76306-20	ENGINES, GAS, LAWN MOWERS MOTEURS A ESSENCE, TONDEUSE A GAZON							
	QTY. METRIC (NO) QUANT. METRIQUE (NOMB)	187,096	122,635	214,187	256,963	11		
	QTY. IMPERIAL (NO) QUANT. IMPERIALE (NOMB)	187,096	122,635	214,187	256,963	11		
	VALUE (\$000) VALEUR (\$000)	14,209	10,519	19,965	24,889	20	UNITED STATES ETATS-UNIS	100
76307	GARDEN TILLERS AND PARTS CULTIVATEURS DE JARDIN ET PIECES							
	QTY. METRIC (NO) QUANT. METRIQUE (NOMB)	15,087	17,102	17,724	14,309	-2		
	QTY. IMPERIAL (NO) QUANT. IMPERIALE (NOMB)	15,087	17,102	17,724	14,309	-2		
	VALUE (\$000) VALEUR (\$000)	8,699	9,646	9,617	8,113	-2	UNITED STATES ETATS-UNIS	75
76307-20	TILLERS, ROTARY, DOMESTIC BINEUSES ROTATIVES, USAGE DOMESTIQUE							
	QTY. METRIC (NO) QUANT. METRIQUE (NOMB)	15,087	17,102	17,724	14,309	-2		
	QTY. IMPERIAL (NO) QUANT. IMPERIALE (NOMB)	15,087	17,102	17,724	14,309	-2		
	VALUE (\$000) VALEUR (\$000)	6,427	7,147	6,751	5,640	-4	UNITED STATES ETATS-UNIS	64
76308	LAWN MOWERS AND PARTS N E S TONDEUSES A GAZON ET PIECES N D A							
	QTY. METRIC (NO) QUANT. METRIQUE (NOMB)	7,470	6,139	8,458	12,343	18		
	QTY. IMPERIAL (NO) QUANT. IMPERIALE (NOMB)	7,470	6,139	8,458	12,343	18		
	VALUE (\$000) VALEUR (\$000)	2,405	1,819	2,698	3,457	13	UNITED STATES ETATS-UNIS	83

## IMPORT DATA TRENDS - TENDANCES DES DONNEES SUR L'IMPORTATION

## SECTION 3 - END PRODUCTS, INEDIBLE

## SECTION 3 - PRODUITS FINIS, NON COMESTIBLES

CODE	COMMODITY MARCHANDISE	1982	1983	1984	AVE. ANNUAL GROWTH RATE (%) 1982-1985 TAUX DE CROISSANCE ANNUEL MOYEN		MAJOR COUNTRY OF EXPORT - SHARE OF IMPORT MARKET (%) 1985 PAYS EXPORTATEUR PRINCIPAL - PART DU MARCHE DES IMPORTATIONS		
					1985	ANNUEL MOYEN			
76337	ROTARY SNOW REMOVAL EQUIP & PTS DOM CHASSE-NEIGE ROTATIF & PCS, PARTIC.								
	QTY. METRIC (NO) QUANT. METRIQUE (NOMB)	55,218	59,277	11,676	13,960	-37			
	QTY. IMPERIAL (NO) QUANT. IMPERIALE (NOMB)	55,218	59,277	11,676	13,960	-37			
	VALUE (\$000) VALEUR (\$000)	14,651	19,487	18,584	31,709	29	UNITED STATES ETATS-UNIS	87	
76337-20	REMOVAL EQUIPMENT, SNOW, ROTARY, DOMESTIC SDUFFLEUSES A NEIGE ROTATIVES, USAGE DOMESTIQUE								
	QTY. METRIC (NO) QUANT. METRIQUE (NOMB)	55,218	59,277	11,676	13,960	-37			
	QTY. IMPERIAL (NO) QUANT. IMPERIALE (NOMB)	55,218	59,277	11,676	13,960	-37			
	VALUE (\$000) VALEUR (\$000)	7,443	10,996	6,091	8,061	3	UNITED STATES ETATS-UNIS	51	
76337-30	ENGINES, GAS, SNOW REMOVAL EQUIP, DOMESTIC MOTEURS A ESSENCE, SOUFFLEUSES A NEIGE, USAGE DOM								
	QTY. METRIC (NO) QUANT. METRIQUE (NOMB)	31,418	37,734	48,861	84,836	39			
	QTY. IMPERIAL (NO) QUANT. IMPERIALE (NOMB)	31,418	37,734	48,861	84,836	39			
	VALUE (\$000) VALEUR (\$000)	4,459	4,950	7,866	14,902	49	UNITED STATES ETATS-UNIS	100	
76337-88	REMOVAL EQUIPMENT, SNOW, ROTARY, DDM, PTS NES PIECES DE SOUFFLEUSES A NEIGE ROTATIVES NDA, USAGE DOM								
	VALUE (\$000) VALEUR (\$000)	2,748	3,541	4,622	8,745	46	UNITED STATES ETATS-UNIS	99	
76389	NON-ELEC CLEANING EQUIP & PARTS NES APP. DE NETTOYAGE NON ELEC. PCS NDA								
	VALUE (\$000) VALEUR (\$000)	3,915	5,647	6,776	6,501	18	UNITED STATES ETATS-UNIS	86	
76399	OTHER EQUIP HOME GARDEN PARK PT NES AUT MAT MAISON JARDIN PARC PCS NDA								
	VALUE (\$000) VALEUR (\$000)	13,435	14,795	22,341	24,768	22	UNITED STATES ETATS-UNIS	74	
76399-88	HOME, GARDEN AND PARK EQUIPMENT NES, PARTS OF PIECES DE MATERIEL DIVERS NDA, MAISON ET JARDIN								
	VALUE (\$000) VALEUR (\$000)	3,521	3,241	5,153	5,499	16	UNITED STATES ETATS-UNIS	82	
77104	ACCOUNTING, BOOKKEEP MACH & PTS NES MACHINES COMPTABLES ET PIECES N D A								
	QTY. METRIC (NO) QUANT. METRIQUE (NOMB)	66	3,341	11	2	-69			
	QTY. IMPERIAL (NO) QUANT. IMPERIALE (NOMB)	66	3,341	11	2	-69			
	VALUE (\$000) VALEUR (\$000)	2,238	2,271	1,291	834	-28	UNITED STATES ETATS-UNIS	95	
77108	ADDING MACHINES AND PARTS MACHINES A ADDITIONNER ET PIECES								
	QTY. METRIC (NO) QUANT. METRIQUE (NOMB)	293	137	199	107	-28			
	QTY. IMPERIAL (NO) QUANT. IMPERIALE (NOMB)	293	137	199	107	-28			

SEE EXPLANATORY NOTES / VDIR NOTES EXPLICATIVES

## IMPORT DATA TRENDS - TENDANCES DES DONNEES SUR L'IMPORTATION

## SECTION 3 - END PRODUCTS, INEDIBLE

## SECTION 3 - PRODUITS FINIS, NON COMESTIBLES

CODE	COMMODITY MARCHANDISE	1982	1983	1984	AVE. ANNUAL GROWTH RATE (%) 1982-1985		MAJOR COUNTRY OF EXPORT - SHARE OF IMPORT MARKET (%) 1985		
					1985	ANNUEL MOYEN	PAYS EXPORTATEUR PRINCIPAL - PART DU MARCHE DES IMPORTATIONS		
77108	ADDING MACHINES AND PARTS MACHINES A ADDITIONNER ET PIECES			(CONT-D) (SUITE)					
	VALUE (\$000) VALEUR (\$000)	154	186	269	282	22	UNITED KINGDOM ROYAUME-UNI	93	
77112	ADDRESSING, MAIL HANDLING MACH & PT MACHINES A ADRESSER, COURRIER & PCS								
	QTY. METRIC (NO) QUANT. METRIQUE (NOMB)	13,774	8,669	12,111	14,093	1			
	QTY. IMPERIAL (NO) QUANT. IMPERIALE (NOMB)	13,774	8,669	12,111	14,093	1			
	VALUE (\$000) VALEUR (\$000)	20,979	15,001	20,437	19,718	-2	UNITED STATES ETATS-UNIS	75	
77112-30	LETTER HANDLING MACHINES, OFFICE TYPE APPAREILS DE MANUTENTION DU COURRIER, TYPE BUREAU								
	QTY. METRIC (NO) QUANT. METRIQUE (NOMB)	1,459	487	726	569	-27			
	QTY. IMPERIAL (NO) QUANT. IMPERIALE (NOMB)	1,459	487	726	569	-27			
	VALUE (\$000) VALEUR (\$000)	3,577	2,624	2,600	4,462	8	UNITED STATES ETATS-UNIS	96	
77112-50	FRANKING MACHINES, MAIL MACHINES A AFFRANCHIR LE COURRIER								
	QTY. METRIC (NO) QUANT. METRIQUE (NOMB)	8,285	4,869	8,897	11,741	12			
	QTY. IMPERIAL (NO) QUANT. IMPERIALE (NOMB)	8,285	4,869	8,897	11,741	12			
	VALUE (\$000) VALEUR (\$000)	7,425	5,553	10,626	9,586	9	UNITED STATES ETATS-UNIS	64	
77115	CALCULATING MACHINES AND PARTS MACHINES A CALCULER ET PIECES								
	QTY. METRIC (NO) QUANT. METRIQUE (NOMB)	3,395,581	4,121,419	4,208,240	3,590,494	2			
	QTY. IMPERIAL (NO) QUANT. IMPERIALE (NOMB)	3,395,581	4,121,419	4,208,240	3,590,494	2			
	VALUE (\$000) VALEUR (\$000)	47,719	51,421	55,325	45,884	-1	JAPAN JAPON	63	
77115-30	CALCULATING MACHINES, ELECTRONIC, PRINTING CALCULATEURS ELECTRONIQUES IMPRIMANTS								
	QTY. METRIC (NO) QUANT. METRIQUE (NOMB)	374,347	374,459	459,570	506,794	10			
	QTY. IMPERIAL (NO) QUANT. IMPERIALE (NOMB)	374,347	374,459	459,570	506,794	10			
	VALUE (\$000) VALEUR (\$000)	15,734	17,539	20,228	19,945	8	JAPAN JAPON	86	
77115-35	CALCULATING MACHINES, ELECTRONIC, NON PRG CALCULATEURS ELECTRONIQUES NON IMPRIMANTS								
	QTY. METRIC (NO) QUANT. METRIQUE (NOMB)	2,945,404	3,693,291	3,682,361	3,005,124	1			
	QTY. IMPERIAL (NO) QUANT. IMPERIALE (NOMB)	2,945,404	3,693,291	3,682,361	3,005,124	1			
	VALUE (\$000) VALEUR (\$000)	25,689	28,340	27,742	20,275	-7	JAPAN JAPON	47	
77115-40	CALCULATORS, ELECTRONIC, PROGRAMMABLE CALCULATEURS ELECT A PROGRAMMATION								
	QTY. METRIC (NO) QUANT. METRIQUE (NOMB)	22,552	32,621	50,865	45,509	26			

SEE EXPLANATORY NOTES / VOIR NOTES EXPLICATIVES

## IMPORT DATA TRENDS - TENDANCES DES DONNEES SUR L'IMPORTATION

## SECTION 3 - END PRODUCTS, INEDIBLE

## SECTION 3 - PRODUITS FINIS, NON COMESTIBLES

CODE	COMMODITY MARCHANDISE	1982	1983	1984	AVE. ANNUAL GROWTH RATE (%) 1982-1985 TAUX DE CROISSANCE 1985 ANNUEL MOYEN		MAJOR COUNTRY OF EXPORT - SHARE OF IMPORT MARKET (%) 1985 PAYS EXPORTATEUR PRINCIPAL - PART DU MARCHE DES IMPORTATIONS	
					1985	ANNUEL MOYEN		
77115-40	CALCULATORS, ELECTRONIC, PROGRAMMABLE CALCULATEURS ELECT A PROGRAMMATION			(CONT-D) (SUITE)				
	QTY. IMPERIAL (NO) QUANT. IMPERIALE (NOMB)	22,552	32,821	50,865	45,509	26		
	VALUE (\$000) VALEUR (\$000)	2,650	2,921	4,025	3,261	7	UNITED STATES ETATS-UNIS	63
77120	CARD PUNCHING, SORT & TAB MACH & PT PERFORATRICES, TRIEUSES, TAB. & PCS							
	VALUE (\$000) VALEUR (\$000)	5,342	4,107	2,581	2,570	-22	UNITED STATES ETATS-UNIS	86
77122	ELECTRONIC COMPUTERS AND PARTS ORDINATEURS ELECTRONIQUES ET PIECES							
	VALUE (\$000) VALEUR (\$000)	2,647,352	2,886,064	4,149,300	3,937,758	14	UNITED STATES ETATS-UNIS	89
77122-20	COMPUTERS, DIGITAL, CENTRAL PROCESSING UNIT ORDINATEURS NUMERIQUES, UNITE CENTRALE DE TRAITEMENT							
	QTY. METRIC (NO) QUANT. METRIQUE (NOMB)	10,332	12,778	16,375	19,993	24		
	QTY. IMPERIAL (NO) QUANT. IMPERIALE (NOMB)	10,332	12,778	16,375	19,993	24		
	VALUE (\$000) VALEUR (\$000)	509,713	419,978	569,628	500,806	-1	UNITED STATES ETATS-UNIS	90
77122-21	MICROCOMPUTERS, DIGITAL MICRO-ORDINATEURS NUMERIQUES							
	QTY. METRIC (NO) QUANT. METRIQUE (NOMB)	130,201	558,475	630,206	410,230	46		
	QTY. IMPERIAL (NO) QUANT. IMPERIALE (NOMB)	130,201	558,475	630,206	410,230	46		
	VALUE (\$000) VALEUR (\$000)	79,559	233,015	510,566	386,941	68	UNITED STATES ETATS-UNIS	91
77122-28	COMPUTERS, CENTRAL PROCESSING UNIT, PARTS NES PIECES D'ORDINATEURS, UNITE CENTRALE DE TRAIT., NDA							
	VALUE (\$000) VALEUR (\$000)	85,288	103,611	122,160	105,749	7	UNITED STATES ETATS-UNIS	97
77122-29	COMPUTERS, CENTRAL PROCESSING UNIT, NES ORDINATEURS, UNITE CENTRALE DE TRAITEMENT NDA							
	QTY. METRIC (NO) QUANT. METRIQUE (NOMB)	435	48	125	133	-32		
	QTY. IMPERIAL (NO) QUANT. IMPERIALE (NOMB)	435	48	125	133	-32		
	VALUE (\$000) VALEUR (\$000)	7,273	2,981	10,166	10,465	13	UNITED STATES ETATS-UNIS	98
77122-30	READERS, CARD, COMPUTER INPUT LECTEUR DE CARTES, ENTREE D'ORDINATEUR							
	QTY. METRIC (NO) QUANT. METRIQUE (NOMB)	9,333	10,919	10,928	24,230	37		
	QTY. IMPERIAL (NO) QUANT. IMPERIALE (NOMB)	9,333	10,919	10,928	24,230	37		
	VALUE (\$000) VALEUR (\$000)	3,187	3,220	3,452	5,628	21	UNITED STATES ETATS-UNIS	93
77122-32	CONSOLES, COMPUTER ORDINATEUR COMPTABLE							
	QTY. METRIC (NO) QUANT. METRIQUE (NOMB)	1,169	1,534	457	554	-22		
	QTY. IMPERIAL (NO) QUANT. IMPERIALE (NOMB)	1,169	1,534	457	554	-22		

SEE EXPLANATORY NOTES / VOIR NOTES EXPLICATIVES

## IMPORT DATA TRENDS - TENDANCES DES DONNEES SUR L'IMPORTATION

## SECTION 3 - END PRODUCTS, INEDIBLE

## SECTION 3 - PRODUITS FINIS, NON COMESTIBLES

CODE	COMMODITY MARCHANDISE	1982	1983	1984	AVE. ANNUAL GROWTH RATE (%) 1982-1985		MAJOR COUNTRY OF EXPORT - SHARE OF IMPORT MARKET (%) 1985	
					1985	ANNUEL MOYEN	PAYS EXPORTATEUR PRINCIPAL - PART DU MARCHE DES IMPORTATIONS	
77122-32	CONSOLES, COMPUTER ORDINATEUR COMPUTABLE			(CONT-D) (SUITE)				
	VALUE (\$000) VALEUR (\$000)	3,524	3,297	3,333	3,381	-1	UNITED STATES ETATS-UNIS	78
77122-36	OCR /OPTICAL CHARACTER RECOGNITION/ EQUIPMENT MATERIEL POUR RECONNAISSANCE OPTIQUE DES CARACTERES							
	QTY. METRIC (NO) QUANT. METRIQUE (NOMB)	1,170	2,029	6,537	7,296	83		
	QTY. IMPERIAL (NO) QUANT. IMPERIALE (NOMB)	1,170	2,029	6,537	7,296	83		
	VALUE (\$000) VALEUR (\$000)	3,770	5,098	6,657	6,216	18	UNITED STATES ETATS-UNIS	98
77122-40	CONTROLLERS, MAGNETIC TAPE TRANSPORT ORGANES DE COMMANDE, DEROULEURS DE BANDES MAGNETIQUES							
	QTY. METRIC (NO) QUANT. METRIQUE (NOMB)	582	1,277	1,193	2,658	65		
	QTY. IMPERIAL (NO) QUANT. IMPERIALE (NOMB)	582	1,277	1,193	2,658	65		
	VALUE (\$000) VALEUR (\$000)	5,748	5,142	5,801	18,785	48	UNITED STATES ETATS-UNIS	83
77122-41	CONTROLLERS, DISK DRIVE CONTROLEURS DE DISQUES							
	QTY. METRIC (NO) QUANT. METRIQUE (NOMB)	2,849	3,905	9,815	13,367	67		
	QTY. IMPERIAL (NO) QUANT. IMPERIALE (NOMB)	2,849	3,905	9,815	13,367	67		
	VALUE (\$000) VALEUR (\$000)	14,973	15,407	20,692	33,696	31	UNITED STATES ETATS-UNIS	96
77122-45	CONTROLLERS, COMMUNICATIONS, COMPUTER CONTROLEURS DE TRANSMISSION, ORDINATEUR							
	QTY. METRIC (NO) QUANT. METRIQUE (NOMB)	6,399	8,569	15,701	22,550	51		
	QTY. IMPERIAL (NO) QUANT. IMPERIALE (NOMB)	6,399	8,569	15,701	22,550	51		
	VALUE (\$000) VALEUR (\$000)	70,188	58,449	114,727	71,613	1	UNITED STATES ETATS-UNIS	98
77122-46	MULTIPLEXER EQUIPMENT, COMPUTER MULTIPLEXEUR POUR ORDINATEUR							
	QTY. METRIC (NO) QUANT. METRIQUE (NOMB)	1,378	1,386	6,119	6,678	68		
	QTY. IMPERIAL (NO) QUANT. IMPERIALE (NOMB)	1,378	1,386	6,119	6,678	68		
	VALUE (\$000) VALEUR (\$000)	2,822	3,500	7,946	9,298	48	UNITED STATES ETATS-UNIS	80
77122-47	COMPUTER COMMUNICATIONS INTERFACE EQUIPMENT MATERIEL DE LIAISON DE TRANSMISSION, ORDINATEUR							
	QTY. METRIC (NO) QUANT. METRIQUE (NOMB)	90,573	170,973	222,893	217,181	33		
	QTY. IMPERIAL (NO) QUANT. IMPERIALE (NOMB)	90,573	170,973	222,893	217,181	33		
	VALUE (\$000) VALEUR (\$000)	40,678	43,415	63,324	95,576	33	UNITED STATES ETATS-UNIS	95
77122-48	COMPUTER COMMUNICATIONS EQUIPMENT, PARTS NES PIECES DE MAT. DE TRANSMISSION PAR ORDINATEUR, NDA							
	VALUE (\$000) VALEUR (\$000)	29,290	24,451	36,813	38,866	10	UNITED STATES ETATS-UNIS	92



## IMPORT DATA TRENDS - TENDANCES DES DONNEES SUR L'IMPORTATION

## SECTION 3 - END PRODUCTS, INEDIBLE

## SECTION 3 - PRODUITS FINIS, NON COMESTIBLES

CODE	COMMODITY MARCHANDISE	1982	1983	1984	AVE. ANNUAL GROWTH RATE (%) 1982-1985 TAUX DE CROISSANCE ANNUEL MOYEN		MAJOR COUNTRY OF EXPORT - SHARE OF IMPORT MARKET (%) 1985 PAYS EXPORTATEUR PRINCIPAL - PART DU MARCHE DES IMPORTATIONS	
					1985	ANNUEL MOYEN		
77122-49	COMPUTER COMMUNICATIONS EQUIPMENT NES MATERIEL DE TRANSMISSION PAR ORDINATEUR NDA							
	QTY. METRIC (NO) QUANT. METRIQUE (NOMB)	2,865	2,293	4,324	3,334	5		
	QTY. IMPERIAL (NO) QUANT. IMPERIALE (NOMB)	2,865	2,293	4,324	3,334	5		
	VALUE (\$000) VALEUR (\$000)	5,172	5,116	9,129	7,033	11	UNITED STATES ETATS-UNIS	85
77122-50	DISK FILES, COMPUTER FICHIER SUR DISQUES, ORDINATEUR							
	QTY. METRIC (NO) QUANT. METRIQUE (NOMB)	5,121,052	12,158,204	22,284,547	23,991,438	66		
	QTY. IMPERIAL (NO) QUANT. IMPERIALE (NOMB)	5,121,052	12,158,204	22,284,547	23,991,438	66		
	VALUE (\$000) VALEUR (\$000)	45,070	70,073	89,837	76,592	19	UNITED STATES ETATS-UNIS	86
77122-51	DISK DRIVES, MAGNETIC, COMPUTER UNITES DE DISQUES MAGNETIQUES POUR ORDINATEUR							
	QTY. METRIC (NO) QUANT. METRIQUE (NOMB)	115,420	321,574	398,271	442,021	56		
	QTY. IMPERIAL (NO) QUANT. IMPERIALE (NOMB)	115,420	321,574	398,271	442,021	56		
	VALUE (\$000) VALEUR (\$000)	336,525	372,682	457,783	424,710	8	UNITED STATES ETATS-UNIS	91
77122-52	TAPE TRANSPORT, MAGNETIC, COMPUTER DEROULEUR DE BANDE MAGNETIQUE POUR ORDINATEUR							
	QTY. METRIC (NO) QUANT. METRIQUE (NOMB)	24,612	131,929	118,483	40,771	18		
	QTY. IMPERIAL (NO) QUANT. IMPERIALE (NOMB)	24,612	131,929	118,483	40,771	18		
	VALUE (\$000) VALEUR (\$000)	32,022	31,519	37,721	44,022	11	UNITED STATES ETATS-UNIS	93
77122-57	MEMORY MODULES, COMPUTER TYPE MODULES MEMOIRES GENRES ORDINATEUR							
	QTY. METRIC (NO) QUANT. METRIQUE (NOMB)	61,468	96,419	147,274	154,026	35		
	QTY. IMPERIAL (NO) QUANT. IMPERIALE (NOMB)	61,468	96,419	147,274	154,026	35		
	VALUE (\$000) VALEUR (\$000)	34,672	52,068	66,141	112,102	47	UNITED STATES ETATS-UNIS	87
77122-58	COMPUTER DATA STORAGE EQUIPMENT, PARTS PIECES DE SUPPORT D'INFORMATION D'ORDINATEUR							
	VALUE (\$000) VALEUR (\$000)	61,047	73,805	87,751	94,382	16	UNITED STATES ETATS-UNIS	82
77122-59	COMPUTER DATA STORAGE EQUIPMENT, NES SUPPORT D'INFORMATION D'ORDINATEUR, NDA							
	QTY. METRIC (NO) QUANT. METRIQUE (NOMB)	3,944	2,651	6,300	4,022	1		
	QTY. IMPERIAL (NO) QUANT. IMPERIALE (NOMB)	3,944	2,651	6,300	4,022	1		
	VALUE (\$000) VALEUR (\$000)	11,586	12,011	17,709	9,798	-5	UNITED STATES ETATS-UNIS	86
77122-60	PRINTERS, COMPUTER OUTPUT IMPRIMANTE, SORTIE D'ORDINATEUR							
	QTY. METRIC (NO) QUANT. METRIQUE (NOMB)	107,310	256,873	316,651	385,655	52		
	QTY. IMPERIAL (NO) QUANT. IMPERIALE (NOMB)	107,310	256,873	316,651	385,655	52		

## IMPORT DATA TRENDS - TENDANCES DES DONNEES SUR L'IMPORTATION

## SECTION 3 - END PRODUCTS, INEDIBLE

## SECTION 3 - PRODUITS FINIS, NON COMESTIBLES

CODE	COMMODITY MARCHANDISE	1982	1983	1984	AVE. ANNUAL GROWTH RATE (%) 1982-1985 TAUX DE CROISSANCE ANNUEL MOYEN		MAJOR COUNTRY OF EXPORT - SHARE OF IMPORT MARKET (%) 1985 PAYS EXPORTATEUR PRINCIPAL - PART DU MARCHÉ DES IMPORTATIONS	
					1985	ANNUEL MOYEN		
77122-60	PRINTERS, COMPUTER OUTPUT IMPRIMANTE, SORTIE D'ORDINATEUR			(CONT-D) (SUITE)				
	VALUE (\$000) VALEUR (\$000)	179,226	189,568	256,567	262,533	13	UNITED STATES ETATS-UNIS	85
77122-66	PLOTTERS, COMPUTER OUTPUT, ON LINE TRACEUR, SORTIE D'ORDINATEUR, EN DIRECT							
	QTY. METRIC (NO) QUANT. METRIQUE (NOMB)	2,472	5,625	5,526	6,517	38		
	QTY. IMPERIAL (NO) QUANT. IMPERIALE (NOMB)	2,472	5,625	5,526	6,517	38		
	VALUE (\$000) VALEUR (\$000)	7,490	10,446	17,801	19,220	37	UNITED STATES ETATS-UNIS	96
77122-71	TERMINALS, COMPUTER, PRINTER TYPE TERMINAL, ORDINATEUR, GENRE IMPRIMANTE							
	QTY. METRIC (NO) QUANT. METRIQUE (NOMB)	7,941	6,090	8,530	6,926	-4		
	QTY. IMPERIAL (NO) QUANT. IMPERIALE (NOMB)	7,941	6,090	8,530	6,926	-4		
	VALUE (\$000) VALEUR (\$000)	17,653	13,086	12,110	8,839	-20	UNITED STATES ETATS-UNIS	89
77122-72	TERMINALS, COMPUTER, VIDEO DISPLAY TYPE TERMINAL, ORDINATEUR, CLAVIER ET PEIGNE VIDEO COMBINES							
	QTY. METRIC (NO) QUANT. METRIQUE (NOMB)	112,287	220,253	380,924	614,546	75		
	QTY. IMPERIAL (NO) QUANT. IMPERIALE (NOMB)	112,287	220,253	380,924	614,546	75		
	VALUE (\$000) VALEUR (\$000)	133,470	132,560	199,428	210,361	16	UNITED STATES ETATS-UNIS	73
77122-73	TERMINALS, COMPUTER, GRAPHIC DISPLAY TERMINAL, ORDINATEUR GRAPHIQUE							
	QTY. METRIC (NO) QUANT. METRIQUE (NOMB)	3,176	4,024	4,342	1,938	-15		
	QTY. IMPERIAL (NO) QUANT. IMPERIALE (NOMB)	3,176	4,024	4,342	1,938	-15		
	VALUE (\$000) VALEUR (\$000)	19,072	17,194	12,775	5,757	-33	UNITED STATES ETATS-UNIS	87
77122-74	TERMINALS, COMPUTER, /POS/ POINT OF SALE TERMINAL D'ORDINATEUR D'ENR. AU POINT DE VENTE, /POS/							
	QTY. METRIC (NO) QUANT. METRIQUE (NOMB)	5,825	4,335	8,035	9,417	17		
	QTY. IMPERIAL (NO) QUANT. IMPERIALE (NOMB)	5,825	4,335	8,035	9,417	17		
	VALUE (\$000) VALEUR (\$000)	12,542	11,484	23,462	22,406	21	UNITED STATES ETATS-UNIS	81
77122-75	TERMINALS, COMPUTER, BANK TELLER TERMINAL D'ORDINATEUR DE GUICHET							
	QTY. METRIC (NO) QUANT. METRIQUE (NOMB)	4,143	1,218	1,607	1,098	-35		
	QTY. IMPERIAL (NO) QUANT. IMPERIALE (NOMB)	4,143	1,218	1,607	1,098	-35		
	VALUE (\$000) VALEUR (\$000)	31,425	22,120	31,748	17,596	-17	UNITED STATES ETATS-UNIS	95
77122-76	TERMINALS, COMPUTER, INTELLIGENT TERMINAL EVOLUE D'ORDINATEUR							
	QTY. METRIC (NO) QUANT. METRIQUE (NOMB)	670	481	1,122	619	-3		
	QTY. IMPERIAL (NO) QUANT. IMPERIALE (NOMB)	670	481	1,122	619	-3		

## IMPORT DATA TRENDS - TENDANCES DES DONNEES SUR L'IMPORTATION

## SECTION 3 - END PRODUCTS, INEDIBLE

## SECTION 3 - PRODUITS FINIS, NON COMESTIBLES

CODE	COMMODITY MARCHANDISE	1982	1983	1984	AVE. ANNUAL GROWTH RATE (%) 1982-1985 TAUX DE CROISSANCE ANNUEL MOYEN		MAJOR COUNTRY OF EXPORT - SHARE OF IMPORT MARKET (%) 1985 PAYS EXPORTATEUR PRINCIPAL - PART DU MARCHE DES IMPORTATIONS	
					1985	ANNUEL MOYEN		
77122-76	TERMINALS, COMPUTER, INTELLIGENT TERMINAL EVOLUE D'ORDINATEUR			(CONT-D) (SUITE)				
	VALUE (\$000) VALEUR (\$000)	1,267	3,829	6,746	9,404	94	UNITED STATES ETATS-UNIS	99
77122-78	TERMINALS, COMPUTER, PARTS OF NES PIECES OE TERMINAL D'ORDINATEUR, NDA							
	VALUE (\$000) VALEUR (\$000)	152,737	140,698	212,007	164,020	2	UNITED STATES ETATS-UNIS	87
77122-79	TERMINALS, COMPUTER, NES TERMINAL D'ORDINATEUR, NDA							
	QTY. METRIC (NO) QUANT. METRIQUE (NOMB)	11,858	12,214	16,171	17,038	13		
	QTY. IMPERIAL (NO) QUANT. IMPERIALE (NOMB)	11,858	12,214	16,171	17,038	13		
	VALUE (\$000) VALEUR (\$000)	16,826	18,466	20,304	20,603	7	UNITED STATES ETATS-UNIS	94
77122-83	CIRCUIT MODULES, COMPUTER MODULES DE CIRCUITS, ORDINATEUR							
	VALUE (\$000) VALEUR (\$000)	56,151	131,648	139,279	168,009	44	UNITED STATES ETATS-UNIS	93
77122-88	COMPUTER EQUIPMENT NES, PARTS OF PIECES D'ORDINATEUR NDA							
	VALUE (\$000) VALEUR (\$000)	409,170	433,923	660,956	696,302	19	UNITED STATES ETATS-UNIS	91
<u>77126</u>	CASH REGISTERS CAISSES ENREGISTREUSES							
	QTY. METRIC (NO) QUANT. METRIQUE (NOMB)	25,168	28,780	36,122	41,144	17		
	QTY. IMPERIAL (NO) QUANT. IMPERIALE (NOMB)	25,168	28,780	36,122	41,144	17		
	VALUE (\$000) VALEUR (\$000)	12,814	13,461	15,343	16,417	8	JAPAN JAPON	78
<u>77128</u>	PTS ATTACH ACCESS FOR CASH REGISTER PIECES ACCESS DE CAISSES ENREGISTR.							
	VALUE (\$000) VALEUR (\$000)	3,347	2,884	2,854	1,870	-17	UNITED STATES ETATS-UNIS	55
<u>77132</u>	COIN HANDLING & RELATED MACH & PTS MACHINES A MONNAIES & CONNEXES, PCS							
	QTY. METRIC (NO) QUANT. METRIQUE (NOMB)	14,566	14,511	14,106	17,813	7		
	QTY. IMPERIAL (NO) QUANT. IMPERIALE (NOMB)	14,566	14,511	14,106	17,813	7		
	VALUE (\$000) VALEUR (\$000)	8,051	10,400	15,347	17,440	29	UNITED STATES ETATS-UNIS	84
77132-30	COIN AND CURRENCY HANDLING MACHINES MACHINES A MANUTENTIONNER LA MONNAIE ET LE PAPIER MONNAIE							
	QTY. METRIC (NO) QUANT. METRIQUE (NOMB)	2,068	3,136	3,712	6,488	46		
	QTY. IMPERIAL (NO) QUANT. IMPERIALE (NOMB)	2,068	3,136	3,712	6,488	46		
	VALUE (\$000) VALEUR (\$000)	3,550	5,834	9,628	11,837	49	UNITED STATES ETATS-UNIS	80

## IMPORT DATA TRENDS - TENDANCES DES DONNEES SUR L'IMPORTATION

## SECTION 3 - END PRODUCTS, INEDIBLE

## SECTION 3 - PRODUITS FINIS, NON COMESTIBLES

CODE	COMMODITY MARCHANDISE	1982	1983	1984	AVE. ANNUAL GROWTH RATE (%) 1982-1985 TAUX DE CROISSANCE 1985 ANNUEL MOYEN		MAJOR COUNTRY OF EXPORT - SHARE OF IMPDRT MARKET (%) 1985 PAYS EXPORTATEUR PRINCIPAL - PART DU MARCHE DES IMPORTATIONS	
77136	DICTATING, TRANSCRIBING MACH & PTS MACHINES A DICTER, A TRANSCRIRE PCS							
	VALUE (\$000) VALEUR (\$000)	8,056	7,427	10,822	9,333	5	UNITED STATES ETATS-UNIS	39
77136-20	DICTATING MACHINES, ELECTRONIC MACHINES A DICTER ELECTRONIQUE							
	QTY. METRIC (NO) QUANT. METRIQUE (NOMB)	30,714	29,263	42,708	42,682	11		
	QTY. IMPERIAL (NO) QUANT. IMPERIALE (NOMB)	30,714	29,263	42,708	42,682	11		
	VALUE (\$000) VALEUR (\$000)	2,723	2,527	3,820	3,827	12	JAPAN JAPON	49
77140	DUPLICATING MACHINES AND PARTS MACHINES A POLYCOPIER ET PIECES							
	QTY. METRIC (NO) QUANT. METRIQUE (NOMB)	1,792	1,677	1,929	1,695	-2		
	QTY. IMPERIAL (NO) QUANT. IMPERIALE (NOMB)	1,792	1,677	1,929	1,695	-2		
	VALUE (\$000) VALEUR (\$000)	2,804	2,517	3,077	2,188	-8	UNITED STATES ETATS-UNIS	75
77146	TYPEWRITERS, ELECTRONIC, WORD PROC. MACHINES A ECRIRE ELECTRONIQUES							
	QTY. METRIC (NO) QUANT. METRIQUE (NOMB)	15,482	23,007	43,576	107,100	89		
	QTY. IMPERIAL (NO) QUANT. IMPERIALE (NOMB)	15,482	23,007	43,576	107,100	89		
	VALUE (\$000) VALEUR (\$000)	17,018	24,210	38,836	64,199	55	UNITED STATES ETATS-UNIS	57
77148	TYPEWRITERS, ELECTRIC MACHINES A ECRIRE ELECTRIQUES							
	QTY. METRIC (NO) QUANT. METRIQUE (NOMB)	97,281	115,882	164,137	167,118	20		
	QTY. IMPERIAL (NO) QUANT. IMPERIALE (NOMB)	97,281	115,882	164,137	167,118	20		
	VALUE (\$000) VALEUR (\$000)	23,014	29,864	40,986	34,485	14	JAPAN JAPON	53
77148-20	TYPEWRITERS, STANDARD, ELECTRIC, NEW MACHINES A ECRIRE STANDARD ELECTRIQUES, NEUVES							
	QTY. METRIC (NO) QUANT. METRIQUE (NOMB)	24,947	26,416	40,235	37,286	14		
	QTY. IMPERIAL (NO) QUANT. IMPERIALE (NOMB)	24,947	26,416	40,235	37,286	14		
	VALUE (\$000) VALEUR (\$000)	10,983	12,876	16,076	11,929	3	JAPAN JAPON	69
77148-30	TYPEWRITERS, PORTABLE, ELECTRIC, NEW MACHINES A ECRIRE PORTATIVES ELECTRIQUES, NEUVES							
	QTY. METRIC (NO) QUANT. METRIQUE (NOMB)	71,916	89,179	123,141	129,402	21		
	QTY. IMPERIAL (NO) QUANT. IMPERIALE (NOMB)	71,916	89,179	123,141	129,402	21		
	VALUE (\$000) VALEUR (\$000)	11,947	16,933	24,824	22,489	23	JAPAN JAPON	45

## IMPORT DATA TRENDS - TENDANCES DES DONNEES SUR L'IMPORTATION

## SECTION 3 - END PRODUCTS, INEDIBLE

## SECTION 3 - PRODUITS FINIS, NON COMESTIBLES

CODE	COMMODITY MARCHANDISE	1982	1983	1984	AVE. ANNUAL GROWTH RATE (%) 1982-1985 TAUX DE CRDISSANCE ANNUEL MOYEN		MAJDR COUNTRY OF EXPDRT - SHARE OF IMPDRT MARKET (%) 1985 PAYS EXPDRTATEUR PRINCIPAL - PART DU MARCHE DES IMPORTATIONS		
					1985	ANNUEL MOYEN			
77152	TYPEWRITERS, PORTABLE N E S MACHINES A ECRIRE PDRTATIVES N D A								
	QTY. METRIC (NO) QUANT. METRIQUE (NOMB)	9,692	25,009	25,202	15,739	17			
	QTY. IMPERIAL (NO) QUANT. IMPERIALE (NOMB)	9,692	25,009	25,202	15,739	17			
	VALUE (\$000) VALEUR (\$000)	553	1,343	1,210	809	13	JAPAN JAPON	71	
77156	TYPEWRITERS, STANDARD, NON-ELECTRIC MACH. A ECRIRE ORDINAIRES NON ELEC.								
	QTY. METRIC (NO) QUANT. METRIQUE (NOMB)	3,055	832	2,823	1,579	-19			
	QTY. IMPERIAL (NO) QUANT. IMPERIALE (NOMB)	3,055	832	2,823	1,579	-19			
	VALUE (\$000) VALEUR (\$000)	583	112	338	360	-15	UNITED STATES ETATS-UNIS	46	
77160	PARTS ATTACH ACCESS FOR TYPEWRITERS PIECES, ACCESS. DE MACH. A ECRIRE								
	VALUE (\$000) VALEUR (\$000)	48,257	49,023	31,924	17,318	-29	UNITED STATES ETATS-UNIS	46	
77199	OFFICE MACHINES, EQUIPMENT & PARTS MACH. ACCESS. DE BUREAU & PCS. NDA								
	VALUE (\$000) VALEUR (\$000)	18,553	12,585	19,030	22,597	7	UNITED STATES ETATS-UNIS	65	
77199-45	IMPRINTERS, /CREDIT CARD TYPE/ MACHINES A IMPRIMER EN RELIEF (PDUR CARTES DE CREDIT)								
	QTY. METRIC (NO) QUANT. METRIQUE (NOMB)	13,009	28,013	39,359	51,740	58			
	QTY. IMPERIAL (NO) QUANT. IMPERIALE (NOMB)	13,009	28,013	39,359	51,740	58			
	VALUE (\$000) VALEUR (\$000)	602	682	927	3,042	71	JAPAN JAPON	61	
77199-60	SHREDDERS, PAPER, ELECTRIC, OFFICE TYPE DECHIQUETEUSES ELECTRIQUES DE PAPIER, USAGE BUREAU								
	QTY. METRIC (NO) QUANT. METRIQUE (NOMB)	1,774	3,444	5,452	7,515	61			
	QTY. IMPERIAL (NO) QUANT. IMPERIALE (NOMB)	1,774	3,444	5,452	7,515	61			
	VALUE (\$000) VALEUR (\$000)	1,134	1,421	2,345	3,168	40	GERMANY WEST ALLEMAGNE, D.	50	
77199-88	OFFICE AND BUSINESS MACHINES PARTS PIECES DE MACHINES DE BUREAU, NDA								
	VALUE (\$000) VALEUR (\$000)	4,681	4,084	4,033	3,297	-11	UNITED STATES ETATS-UNIS	91	
78119	UNDERWEAR MADE FROM WOVEN FABRICS SDUS-VETEMENTS EN TISSUS								
	QTY. METRIC (NO) QUANT. METRIQUE (NOMB)	1,134,435	1,405,235	1,805,950	2,004,194	21			
	QTY. IMPERIAL (NO) QUANT. IMPERIALE (NOMB)	1,134,435	1,405,235	1,805,950	2,004,194	21			
	VALUE (\$000) VALEUR (\$000)	1,188	1,372	1,991	2,269	24	PEOPLE R CHINA REP. POP. CHINE	31	

## IMPORT DATA TRENDS - TENDANCES DES DONNEES SUR L'IMPORTATION

## SECTION 3 - END PRODUCTS, INEDIBLE

## SECTION 3 - PRODUITS FINIS, NON COMESTIBLES

CODE	COMMODITY MARCHANDISE		1982	1983	1984	AVE. ANNUAL GROWTH RATE (%) 1982-1985		MAJOR COUNTRY OF EXPORT - SHARE OF IMPORT MARKET (%) 1985	
						TAUX DE CROISSANCE ANNUEL MOYEN	PAYS EXPORTATEUR PRINCIPAL - PART DU MARCHE DES IMPORTATIONS		
78149	UNDERWEAR N E S SOUS-VETEMENTS N D A								
	QTY. METRIC (NO) QUANT. METRIQUE (NOMB)		13,285,895	14,978,838	17,821,737	22,587,714	19		
	QTY. IMPERIAL (NO) QUANT. IMPERIALE (NOMB)		13,285,895	14,978,838	17,821,737	22,587,714	19		
	VALUE (\$000) VALEUR (\$000)		9,996	12,443	14,616	15,945	17	HONG KONG HONG-KONG	33
78148-51	UNDERWEAR, WOMENS, COTTON, KNITTED SOUS-VETEMENTS, FEMMES, TRICOT DE COTON								
	QTY. METRIC (NO) QUANT. METRIQUE (NOMB)		2,570,761	3,619,261	4,357,148	6,279,802	34		
	QTY. IMPERIAL (NO) QUANT. IMPERIALE (NOMB)		2,570,761	3,619,261	4,357,148	6,279,802	34		
	VALUE (\$000) VALEUR (\$000)		1,520	2,109	2,795	3,640	33	HONG KONG HONG-KONG	56
78193	PYJAMAS, SLEEPWEAR, MENS AND BOYS VETEMENTS DE NUIT, HOMMES & GARCONS								
	QTY. METRIC (NO) QUANT. METRIQUE (NOMB)		1,907,832	2,385,823	2,483,484	3,026,441	17		
	QTY. IMPERIAL (NO) QUANT. IMPERIALE (NOMB)		1,907,832	2,385,823	2,483,484	3,026,441	17		
	VALUE (\$000) VALEUR (\$000)		6,270	7,904	8,838	11,643	23	TAIWAN TAIWAN	47
78190-69	PYJAMAS, SLEEPWEAR, MENS, POLY/COT NES, WOVEN PYJAMAS, VET. DE NUIT, HOMMES, POLYESTER-COTON NDA TISSES								
	QTY. METRIC (NO) QUANT. METRIQUE (NOMB)		489,445	672,908	771,312	809,118	18		
	QTY. IMPERIAL (NO) QUANT. IMPERIALE (NOMB)		489,445	672,908	771,312	809,118	18		
	VALUE (\$000) VALEUR (\$000)		1,916	2,591	3,039	3,628	23	PEOPLE R CHINA REP. POP. CHINE	41
78195	PYJAMAS, SLEEPWEAR WOMENS AND GIRLS VETEMENTS DE NUIT, FEMMES & FILLES								
	QTY. METRIC (NO) QUANT. METRIQUE (NOMB)		919,161	1,095,829	1,130,911	1,166,882	8		
	QTY. IMPERIAL (NO) QUANT. IMPERIALE (NOMB)		919,161	1,095,829	1,130,911	1,166,882	8		
	VALUE (\$000) VALEUR (\$000)		3,279	5,075	5,057	5,639	20	TAIWAN TAIWAN	41
78199	SLEEPWEAR N E S VETEMENTS DE NUIT N D A								
	QTY. METRIC (NO) QUANT. METRIQUE (NOMB)		1,594,897	2,186,683	3,049,504	4,067,835	36		
	QTY. IMPERIAL (NO) QUANT. IMPERIALE (NOMB)		1,594,897	2,186,683	3,049,504	4,067,835	36		
	VALUE (\$000) VALEUR (\$000)		5,318	7,492	10,340	13,772	37	TAIWAN TAIWAN	22
78304	BATHING SUITS, EXCEPT KNITTED MAILLOTS DE BAIN NON TRICOTES								
	QTY. METRIC (NO) QUANT. METRIQUE (NOMB)		696,442	1,092,410	2,669,349	3,205,445	65		

SEE EXPLANATORY NOTES / VOIR NOTES EXPLICATIVES

## IMPORT DATA TRENDS - TENDANCES DES DONNEES SUR L'IMPORTATION

## SECTION 3 - END PRODUCTS, INEDIBLE

## SECTION 3 - PRODUITS FINIS, NON COMESTIBLES

CODE	COMMODITY MARCHANDISE		1982	1983	1984	AVE. ANNUAL GROWTH RATE (%) 1982-1985 TAUX DE CROISSANCE ANNUEL MOYEN		MAJOR COUNTRY OF EXPORT - SHARE OF IMPORT MARKET (%) 1985 PAYS EXPORTATEUR PRINCIPAL - PART DU MARCHE DES IMPORTATIONS	
						1985	ANNUEL MOYEN		
78304	BATHING SUITS, EXCEPT KNITTED MAILLOTS DE BAIN NON TRICOTES				(CONT-D) (SUITE)				
	QTY. IMPERIAL (NO) QUANT. IMPERIALE (NOMB)		696,442	1,092,410	2,869,349	3,205,445	65		
	VALUE (\$000) VALEUR (\$000)		1,193	2,434	5,972	7,132	80	PEOPLE R CHINA REP. POP. CHINE	56
78304-15	BATHING SUITS, M/B, POLY/COT. WOVEN MAILLOTS DE BAIN, H/G, POLYESTER-COTON TISSE								
	QTY. METRIC (NO) QUANT. METRIQUE (NOMB)		411,567	602,523	1,568,740	1,666,535	59		
	QTY. IMPERIAL (NO) QUANT. IMPERIALE (NOMB)		411,567	602,523	1,568,740	1,666,535	59		
	VALUE (\$000) VALEUR (\$000)		680	1,358	3,399	3,739	76	PEOPLE R CHINA REP. POP. CHINE	63
78209	BATHROBES DRESSING GOWNS HOUSECOATS PEIGNOIRS, ROBES CHAMBRE, INTERIEUR								
	QTY. METRIC (NO) QUANT. METRIQUE (NOMB)		433,757	494,896	781,258	728,348	19		
	QTY. IMPERIAL (NO) QUANT. IMPERIALE (NOMB)		433,757	494,896	781,258	728,348	19		
	VALUE (\$000) VALEUR (\$000)		2,834	3,781	6,162	6,437	31	PEOPLE R CHINA REP. POP. CHINE	34
78312	BLOUSES, COTTON, EXCEPT KNITTED BLOUSES DE COTON, NON TRICOTEES								
	QTY. METRIC (NO) QUANT. METRIQUE (NOMB)		5,030,314	4,793,466	7,269,795	10,303,330	27		
	QTY. IMPERIAL (NO) QUANT. IMPERIALE (NOMB)		5,030,314	4,793,466	7,269,795	10,303,330	27		
	VALUE (\$000) VALEUR (\$000)		22,064	21,547	36,901	51,815	33	HONG KONG HONG-KONG	39
78312-20	BLOUSES & SHIRTS, WOMENS, COTTON, WOVEN BLOUSES, FEMMES, COTON TISSE								
	QTY. METRIC (NO) QUANT. METRIQUE (NOMB)		4,315,562	4,379,999	6,885,317	9,474,525	30		
	QTY. IMPERIAL (NO) QUANT. IMPERIALE (NOMB)		4,315,562	4,379,999	6,885,317	9,474,525	30		
	VALUE (\$000) VALEUR (\$000)		20,474	20,743	35,786	50,221	34	HONG KONG HONG-KONG	40
78314	BLOUSES, EXCEPT KNITTED W E S BLOUSES NDA, NON TRICOTEES								
	QTY. METRIC (NO) QUANT. METRIQUE (NOMB)		11,538,858	13,771,354	12,869,012	13,873,567	6		
	QTY. IMPERIAL (NO) QUANT. IMPERIALE (NOMB)		11,538,858	13,771,354	12,869,012	13,873,567	6		
	VALUE (\$000) VALEUR (\$000)		65,614	77,640	83,649	88,637	10	HONG KONG HONG-KONG	32
78314-30	BLOUSES & SHIRTS, WOMENS, SILK, WOVEN BLOUSES, FEMMES, SOIE TISSEE								
	QTY. METRIC (NO) QUANT. METRIQUE (NOMB)		319,481	511,858	488,830	423,579	10		
	QTY. IMPERIAL (NO) QUANT. IMPERIALE (NOMB)		319,481	511,858	488,830	423,579	10		
	VALUE (\$000) VALEUR (\$000)		6,742	9,901	10,012	9,405	11	HONG KONG HONG-KONG	57

SEE EXPLANATORY NOTES / VOIR NOTES EXPLICATIVES

## IMPORT DATA TRENDS - TENDANCES DES DONNEES SUR L'IMPORTATION

## SECTION 3 - END PRODUCTS, INEDIBLE

## SECTION 3 - PRODUITS FINIS, NON COMESTIBLES

CODE	COMMOITY MARCHANDISE	1982	1983	1984	1985	AVE. ANNUAL GRDWTN RATE (%) 1982-1985 TAUX DE CROISSANCE ANNUEL MOYEN	MAJOR COUNTRY OF EXPORT - SHARE OF IMPORT MARKET (%) 1985	
							PAYS EXPORTATEUR PRINCIPAL - PART DU MARCHE DES IMPORTATIONS	
78314-50	BLDUSES & SHIRTS, WOMENS. POLYESTER, WOVEN BLDUSES, FEMMES, POLYESTER TISSE							
	QTY. METRIC (NO) QUANT. METRIQUE (NOMB)	4,088,467	4,920,735	4,256,749	4,066,976	0		
	QTY. IMPERIAL (NO) QUANT. IMPERIALE (NOMB)	4,088,467	4,920,735	4,256,749	4,066,976	0		
	VALUE (\$000) VALEUR (\$000)	30,023	34,434	35,286	31,337	1	HONG KONG HONG-KONG	36
78314-55	BLOUSES & SHIRTS, WOMENS, POLY/COT, WOVEN BLOUSES, FEMMES, POLYESTER-COTON TISSE							
	QTY. METRIC (NO) QUANT. METRIQUE (NOMB)	4,107,922	5,215,760	4,885,147	5,494,189	10		
	QTY. IMPERIAL (NO) QUANT. IMPERIALE (NOMB)	4,107,922	5,215,760	4,885,147	5,494,189	10		
	VALUE (\$000) VALEUR (\$000)	17,343	20,861	22,386	25,185	13	TAIWAN TAIWAN	35
78314-59	BLOUSES & SHIRTS, W/G & C/I, OF 1 M-M NES,WOV BLOUSES F/F ET E/B UNE ESPECE FIBRES CHIM NDA TIS.							
	QTY. METRIC (NO) QUANT. METRIQUE (NOMB)	438,415	784,683	918,851	1,576,885	53		
	QTY. IMPERIAL (NO) QUANT. IMPERIALE (NOMB)	438,415	784,683	918,851	1,576,885	53		
	VALUE (\$000) VALEUR (\$000)	2,188	3,322	4,284	9,468	62	HONG KONG HONG-KONG	42
78314-69	BLOUSES & SHIRTS, W/G & C/I, BLENDS NES, WOV BLOUSES F/F ET E/B FIBRES MELANGEES NDA TISSES							
	QTY. METRIC (NO) QUANT. METRIQUE (NOMB)	234,137	281,281	396,386	406,352	20		
	QTY. IMPERIAL (NO) QUANT. IMPERIALE (NOMB)	234,137	281,281	396,386	406,352	20		
	VALUE (\$000) VALEUR (\$000)	1,726	2,430	3,960	4,467	37	HONG KONG HONG-KONG	36
78316	OUTDDDR JACKETS, MEN'S AND BOYS' CDUPE-VENT POUR HOMMES ET GARCONS							
	QTY. METRIC (NO) QUANT. METRIQUE (NOMB)	4,398,089	5,059,943	7,011,771	5,713,605	9		
	QTY. IMPERIAL (NO) QUANT. IMPERIALE (NOMB)	4,398,089	5,059,943	7,011,771	5,713,605	9		
	VALUE (\$000) VALEUR (\$000)	49,337	57,374	94,955	78,995	17	KOREA, SOUTH COREE DU SUD	50
78315-21	JACKETS, OUTDOOR, MENS COT, WOV EXC SKI VESTES D'EXTERIEUR, HDMMES, COTON TISSE, SAUF ANORAK							
	QTY. METRIC (NO) QUANT. METRIQUE (NOMB)	459,121	430,529	589,052	987,081	29		
	QTY. IMPERIAL (NO) QUANT. IMPERIALE (NOMB)	459,121	430,529	589,052	987,081	29		
	VALUE (\$000) VALEUR (\$000)	4,289	4,554	9,502	15,814	54	KOREA, SOUTH COREE DU SUD	47
78315-22	JACKETS, OUTDOOR, MENS WOOL/BLEND WOV EXC SKI VESTES D'EXTERIEUR, HOMMES, MEL OE LAINE, TIS SF ANORAK							
	QTY. METRIC (NO) QUANT. METRIQUE (NOMB)	33,751	36,699	111,695	131,252	57		
	QTY. IMPERIAL (NO) QUANT. IMPERIALE (NOMB)	33,751	36,699	111,695	131,252	57		
	VALUE (\$000) VALEUR (\$000)	1,234	1,423	3,546	4,807	57	ITALY ITALIE	20

SEE EXPLANATORY NOTES / VOIR NOTES EXPLICATIVES



## IMPORT DATA TRENDS - TENDANCES DES DONNEES SUR L'IMPORTATION

## SECTION 3 - END PRODUCTS, INEDIBLE

## SECTION 3 - PRODUITS FINIS, NON COMESTIBLES

CODE	COMMODITY MARCHANDISE		1982	1983	1984	AVE. ANNUAL GROWTH RATE (%) 1982-1985		MAJOR COUNTRY OF EXPDRT - SHARE OF IMPDRT MARKET (%) 1985	
						1985	ANNUEL MOYEN	PAYS EXPORTATEUR PRINCIPAL - PART DU MARCHE DES IMPORTATIONS	
78315-23	JACKETS, OUTDOOR, MENS NYLON, WOV EXC SKI VESTES D'EXTERIEUR, HOMMES, NYLON TISSE, SAUF ANDRAK								
	QTY. METRIC (NO) QUANT. METRIQUE (NOMB)		671,141	953,863	920,776	809,947	6		
	QTY. IMPERIAL (NO) QUANT. IMPERIALE (NOMB)		671,141	953,863	920,776	809,947	6		
	VALUE (\$000) VALEUR (\$000)		5,731	6,571	7,986	6,907	6	KOREA, SOUTH COREE DU SUD	33
78315-25	JACKETS, OUTDOOR, MENS POLY/COT, WOV EXC SKI VESTES D'EXTERIEUR, HOMMES, POLY/COT TISSE, SAUF ANORAK								
	QTY. METRIC (NO) QUANT. METRIQUE (NOMB)		1,444,897	1,646,450	2,639,759	1,703,446	6		
	QTY. IMPERIAL (NO) QUANT. IMPERIALE (NOMB)		1,444,897	1,646,450	2,639,759	1,703,446	6		
	VALUE (\$000) VALEUR (\$000)		18,122	19,216	29,850	19,516	3	KOREA, SOUTH COREE DU SUD	59
78315-26	JACKETS, OUTDOOR, MENS LEATHER VESTES D'EXTERIEUR, HOMMES, EN CUIR								
	QTY. METRIC (NO) QUANT. METRIQUE (NOMB)		63,079	261,768	563,328	382,481	81		
	QTY. IMPERIAL (NO) QUANT. IMPERIALE (NOMB)		63,079	261,768	563,328	382,481	81		
	VALUE (\$000) VALEUR (\$000)		2,618	9,123	20,380	13,476	72	KOREA, SOUTH COREE DU SUD	81
78315-29	JACKETS, OUTDOOR, MENS NES, EXC KNIT & SKI VESTES D'EXTERIEUR, HOMMES, NDA SAUF EN TRICOT ET ANORAK								
	QTY. METRIC (NO) QUANT. METRIQUE (NOMB)		216,979	178,237	291,345	217,197	0		
	QTY. IMPERIAL (NO) QUANT. IMPERIALE (NOMB)		216,979	178,237	291,345	217,197	0		
	VALUE (\$000) VALEUR (\$000)		2,407	2,227	3,980	3,182	10	KOREA, SOUTH COREE DU SUD	26
78317	OUTDOOR JACKETS N E S COUPE-VENT N D A, NON TRICOTES								
	QTY. METRIC (NO) QUANT. METRIQUE (NOMB)		3,972,971	3,465,076	4,736,941	5,373,368	10		
	QTY. IMPERIAL (NO) QUANT. IMPERIALE (NOMB)		3,972,971	3,465,076	4,736,941	5,373,368	10		
	VALUE (\$000) VALEUR (\$000)		44,453	37,178	59,017	64,839	13	KOREA, SOUTH COREE DU SUD	35
78319-21	JACKETS, OUTDOOR, WOM, COT, WOV EXC SKI VESTES D'EXTERIEUR, FEMMES, COTON TISSE, SAUF ANORAK								
	QTY. METRIC (NO) QUANT. METRIQUE (NOMB)		513,206	359,196	647,220	1,242,155	34		
	QTY. IMPERIAL (NO) QUANT. IMPERIALE (NOMB)		513,206	359,196	647,220	1,242,155	34		
	VALUE (\$000) VALEUR (\$000)		6,072	4,513	8,282	15,339	36	KOREA, SOUTH COREE DU SUD	36
78319-22	JACKETS, OUTDOOR, WOM, WOOL/BLEND WOV EXC SKI VESTES D'EXTERIEUR, FEMMES, TISSU DE LAINE SAUF ANORAK								
	QTY. METRIC (NO) QUANT. METRIQUE (NOMB)		68,360	134,396	340,633	637,733	109		
	QTY. IMPERIAL (NO) QUANT. IMPERIALE (NOMB)		68,360	134,396	340,633	637,733	109		
	VALUE (\$000) VALEUR (\$000)		2,645	4,110	8,571	14,366	75	ROMANIA ROUMANIE	16

SEE EXPLANATORY NOTES / VOIR NOTES EXPLICATIVES

## IMPORT DATA TRENDS - TENDANCES DES DONNEES SUR L'IMPORTATION

## SECTION 3 - END PRODUCTS, INEDIBLE

## SECTION 3 - PRODUITS FINIS, NON COMESTIBLES

CODE	COMMODITY MARCHANDISE	1982	1983	1984	AVE. ANNUAL GROWTH RATE (%) 1982-1985 TAUX DE CROISSANCE 1985 ANNUEL MOYEN		MAJOR COUNTRY OF EXPORT - SHARE OF IMPORT MARKET (%) 1985 PAYS EXPORTATEUR PRINCIPAL - PART DU MARCHE DES IMPORTATIONS	
78319-23	JACKETS, OUTDOOR, WOM, NYLON, WOV EXC SKI VESTES D'EXTERIEUR, FEMMES, TISSU DE NYLON SAUF ANORAK							
	QTY. METRIC (NO) QUANT. METRIQUE (NOMB)	341,667	337,236	276,942	378,426	4		
	QTY. IMPERIAL (NO) QUANT. IMPERIALE (NOMB)	341,667	337,236	276,942	378,426	4		
	VALUE (\$000) VALEUR (\$000)	1,990	1,751	1,646	3,151	16	KOREA, SOUTH COREE DU SUD	57
78319-25	JACKETS, OUTDOOR, WOM, POLY/COT, WOV EXC SKI VESTES D'EXTERIEUR, FEMMES, TIS DE POLY/COT SF ANORAK							
	QTY. METRIC (NO) QUANT. METRIQUE (NOMB)	1,086,296	982,993	1,444,753	1,294,401	6		
	QTY. IMPERIAL (NO) QUANT. IMPERIALE (NOMB)	1,086,296	982,993	1,444,753	1,294,401	6		
	VALUE (\$000) VALEUR (\$000)	12,916	10,118	15,269	13,417	1	KOREA, SOUTH COREE DU SUD	59
78319-29	JACKETS, OUTDOOR, WOM, NES, EXC KNIT & SKI VESTES D'EXTERIEUR, NDA SF EN TRICOT ET ANORAK							
	QTY. METRIC (NO) QUANT. METRIQUE (NOMB)	234,373	163,046	200,047	259,527	4		
	QTY. IMPERIAL (NO) QUANT. IMPERIALE (NOMB)	234,373	163,046	200,047	259,527	4		
	VALUE (\$000) VALEUR (\$000)	2,579	2,522	3,380	4,809	23	HONG KONG HONG-KONG	23
<b>78320</b>	<b>OVERCOATS AND TOPCOATS MENS &amp; BOYS PARDESSUS ET PALETOTS, HOMMES &amp; GAR</b>							
	QTY. METRIC (NO) QUANT. METRIQUE (NOMB)	189,033	202,608	396,447	350,555	23		
	QTY. IMPERIAL (NO) QUANT. IMPERIALE (NOMB)	189,033	202,608	396,447	350,555	23		
	VALUE (\$000) VALEUR (\$000)	6,295	5,993	11,331	12,335	25	KOREA, SOUTH COREE DU SUD	26
78320-24	COATS, MENS, POLYESTER-COTTON, WOVEN MANTEAUX, HOMMES, POLYESTER-COTON, TISSE							
	QTY. METRIC (NO) QUANT. METRIQUE (NOMB)	77,337	84,066	213,248	198,045	36		
	QTY. IMPERIAL (NO) QUANT. IMPERIALE (NOMB)	77,337	84,066	213,248	198,045	36		
	VALUE (\$000) VALEUR (\$000)	1,804	1,823	4,944	4,487	35	KOREA, SOUTH COREE DU SUD	47
78320-25	COATS, MENS, WOOL & WOOL BLENDS, WOVEN MANTEAUX, HOMMES, LAINE, ET MELANGE DE LAINE TISSE							
	QTY. METRIC (NO) QUANT. METRIQUE (NOMB)	44,990	59,680	76,146	90,390	26		
	QTY. IMPERIAL (NO) QUANT. IMPERIALE (NOMB)	44,990	59,680	76,146	90,390	26		
	VALUE (\$000) VALEUR (\$000)	1,739	2,296	3,226	4,763	39	UNITED KINGDOM ROYAUME-UNI	31
<b>78321</b>	<b>OVERCOATS &amp; TOPCOATS WOMENS &amp; GIRLS PARDESSUS ET PALETOTS, FEMME, FILLE</b>							
	QTY. METRIC (NO) QUANT. METRIQUE (NOMB)	634,741	776,254	1,280,444	1,172,206	23		
	QTY. IMPERIAL (NO) QUANT. IMPERIALE (NOMB)	634,741	776,254	1,280,444	1,172,206	23		

SEE EXPLANATORY NOTES / VOIR NOTES EXPLICATIVES

## IMPORT DATA TRENDS - TENDANCES DES DONNEES SUR L'IMPORTATION

## SECTION 3 - END PRODUCTS, INEOIBLE

## SECTION 3 - PRODUITS FINIS, NON COMESTIBLES

CODE	COMMODITY MARCHANDISE	1982	1983	1984	AVE. ANNUAL GROWTH RATE (%) 1982-1985		MAJOR COUNTRY OF EXPORT - SHARE OF IMPORT MARKET (%) 1985	
					1985 ANNUAL MOYEN	Taux de Croissance	PAYS EXPORTATEUR PRINCIPAL - PART DU MARCHE DES IMPORTATIONS	
78321	OVERCOATS & TOPCOATS WOMENS & GIRLS PAROESSUS ET PALETOTS, FEMME, FILLE			(CONT-D) (SUITE)				
	VALUE (\$000) VALEUR (\$000)	15,344	18,796	26,473	27,786	22	KOREA, SOUTH COREE DU SUD	18
78321-24	COATS, WOMENS, POLYESTER-COTTON, WOVEN MANTEAUX, FEMMES, POLYESTER-COTON, TISSE							
	QTY. METRIC (NO) QUANT. METRIQUE (NOMB)	279,462	409,291	816,594	710,592	36		
	QTY. IMPERIAL (NO) QUANT. IMPERIALE (NOMB)	279,462	409,291	816,594	710,592	36		
	VALUE (\$000) VALEUR (\$000)	5,159	8,174	13,482	12,579	34	KDREA, SOUTH CDREE DU SUD	31
78321-25	COATS, WOMENS, WOOL & WOOL BLENDS, WOVEN MANTEAUX, FEMMES, LAINE ET MEL. DE LAINE TISSE							
	QTY. METRIC (NO) QUANT. METRIQUE (NOMB)	59,070	85,838	119,575	168,508	41		
	QTY. IMPERIAL (NO) QUANT. IMPERIALE (NOMB)	59,070	85,838	119,575	168,508	41		
	VALUE (\$000) VALEUR (\$000)	3,582	4,586	6,297	8,181	31	FRANCE FRANCE	16
78322	OVERCOATS AND TOPCOATS M E S PAROESSUS ET PALETOTS N O A							
	QTY. METRIC (NO) QUANT. METRIQUE (NOMB)	35,176	73,849	110,862	81,532	32		
	QTY. IMPERIAL (NO) QUANT. IMPERIALE (NOMB)	35,176	73,849	110,862	81,532	32		
	VALUE (\$000) VALEUR (\$000)	273	635	996	926	50	KOREA, SOUTH COREE DU SUD	35
78323	DRESSES, COTTON, EXCEPT KNITTED ROBES, COTON, NON TRICOTEES							
	QTY. METRIC (NO) QUANT. METRIQUE (NOMB)	1,032,665	1,285,116	1,385,813	793,678	-8		
	QTY. IMPERIAL (NO) QUANT. IMPERIALE (NOMB)	1,032,665	1,285,116	1,385,813	793,678	-8		
	VALUE (\$000) VALEUR (\$000)	9,081	11,304	13,365	9,003	0	INDIA INDE	25
78323-20	DRESSES, WOMENS, COTTON, WOVEN ROBES, FEMMES, COTON, TISSE							
	QTY. METRIC (NO) QUANT. METRIQUE (NOMB)	910,799	1,160,313	1,222,971	674,886	-9		
	QTY. IMPERIAL (NO) QUANT. IMPERIALE (NOMB)	910,799	1,160,313	1,222,971	674,886	-9		
	VALUE (\$000) VALEUR (\$000)	8,736	10,860	12,762	8,497	-1	INDIA INDE	26
78324	DRESSES, MAN-MADE FIBRE, EXC. KNIT. ROBES, FIBRE ARTIFIC NON TRICOTEES							
	QTY. METRIC (NO) QUANT. METRIQUE (NOMB)	584,762	738,148	581,607	570,209	-1		
	QTY. IMPERIAL (NO) QUANT. IMPERIALE (NOMB)	584,762	738,148	581,607	570,209	-1		
	VALUE (\$000) VALEUR (\$000)	11,901	13,112	12,184	11,988	0	HONG KONG HONG-KONG	33

## IMPORT DATA TRENDS - TENDANCES DES DONNEES SUR L'IMPORTATION

## SECTION 3 - END PRODUCTS, INEDIBLE

## SECTION 3 - PRODUITS FINIS, NON COMESTIBLES

CODE	COMMODITY MARCHANDISE	1982	1983	1984	AVE. ANNUAL GROWTH RATE (%) 1982-1985 TAUX DE CROISSANCE ANNUEL MOYEN		MAJOR COUNTRY OF EXPORT - SHARE OF IMPORT MARKET (%) 1985 PAYS EXPORTATEUR PRINCIPAL - PART DU MARCHE DES IMPORTATIONS		
					1985	ANNUEL MOYEN			
78324-22	DRESSES, WOMENS, POLYESTER, WOVEN ROBES, FEMMES, POLYESTER, TISSE								
	QTY. METRIC (NO) QUANT. METRIQUE (NOMB)	377,380	465,011	406,900	441,400	5			
	QTY. IMPERIAL (NO) QUANT. IMPERIALE (NOMB)	377,380	465,011	406,900	441,400	5			
	VALUE (\$000) VALEUR (\$000)	9,210	10,269	10,208	9,733	2	HONG KONG HONG-KONG	38	
78325	DRESSES, EXCEPT KNITTED N E S ROBES N D A, NON TRICOTEES								
	QTY. METRIC (NO) QUANT. METRIQUE (NOMB)	1,396,353	1,440,118	2,046,376	2,133,025	15			
	QTY. IMPERIAL (NO) QUANT. IMPERIALE (NOMB)	1,396,353	1,440,118	2,046,376	2,133,025	15			
	VALUE (\$000) VALEUR (\$000)	15,434	20,702	26,244	26,539	20	HONG KONG HONG-KONG	19	
78325-20	DRESSES, WOMENS, SILK, WOVEN ROBES, FEMMES, SOIE, TISSEE								
	QTY. METRIC (NO) QUANT. METRIQUE (NOMB)	159,111	258,959	182,810	176,769	4			
	QTY. IMPERIAL (NO) QUANT. IMPERIALE (NOMB)	159,111	258,959	182,810	176,769	4			
	VALUE (\$000) VALEUR (\$000)	6,556	9,330	9,194	9,544	13	HONG KONG HONG-KONG	32	
78325-23	DRESSES, WOMENS, WOOL & WOOL BLENDS, WOVEN ROBES, FEMMES, LAINE ET MEL. DE LAINE, TISSEE								
	QTY. METRIC (NO) QUANT. METRIQUE (NOMB)	33,213	75,617	89,540	71,543	29			
	QTY. IMPERIAL (NO) QUANT. IMPERIALE (NOMB)	33,213	75,617	89,540	71,543	29			
	VALUE (\$000) VALEUR (\$000)	1,820	3,704	5,062	4,768	37	FRANCE FRANCE	26	
78325-25	DRESSES, WOMENS, POLYESTER/COTTON, WOVEN ROBES, FEMMES, POLYESTER/COTON, TISSE								
	QTY. METRIC (NO) QUANT. METRIQUE (NOMB)	315,470	279,880	595,448	704,257	30			
	QTY. IMPERIAL (NO) QUANT. IMPERIALE (NOMB)	315,470	279,880	595,448	704,257	30			
	VALUE (\$000) VALEUR (\$000)	2,264	2,442	4,175	4,495	25	PEOPLE R CHINA REP. POP. CHINE	28	
78325-39	DRESSES, WOMENS, NES, EXC KNIT ROBES, FEMMES, NDA SAUF TRICOT								
	QTY. METRIC (NO) QUANT. METRIQUE (NOMB)	112,092	115,924	174,974	139,165	7			
	QTY. IMPERIAL (NO) QUANT. IMPERIALE (NOMB)	112,092	115,924	174,974	139,165	7			
	VALUE (\$000) VALEUR (\$000)	2,161	2,691	4,280	4,106	24	UNITED STATES ETATS-UNIS	22	
78328	SPORTS COATS AND BLAZERS MANTEAUX ET VESTONS DE SPORT								
	QTY. METRIC (NO) QUANT. METRIQUE (NOMB)	664,099	693,150	869,870	694,434	2			
	QTY. IMPERIAL (NO) QUANT. IMPERIALE (NOMB)	664,099	693,150	869,870	694,434	2			

SEE EXPLANATORY NOTES / VOIR NOTES EXPLICATIVES

## IMPORT DATA TRENDS - TENDANCES DES DONNEES SUR L'IMPORTATION

## SECTION 3 - END PRODUCTS, INEDIBLE

## SECTION 3 - PRODUITS FINIS, NON COMESTIBLES

CODE	COMMODITY MARCHANDISE		1982	1983	1984	AVE. ANNUAL GROWTH RATE (%) 1982-1985 TAUX DE CROISSANCE 1985 ANNUEL MOYEN		MAJOR COUNTRY OF EXPORT - SHARE OF IMPORT MARKET (%) 1985 PAYS EXPORTATEUR PRINCIPAL - PART DU MARCHE DES IMPORTATIONS	
78328	SPORTS COATS AND BLAZERS MANTEAUX ET VESTONS DE SPORT				(CONT-D) (SUITE)				
	VALUE (\$000) VALEUR (\$000)		10,579	10,922	15,211	15,444	13	KOREA, SOUTH COREE DU SUD	30
78327-12	SPORTS COATS, MENS, WOOL & WOOL BLENDS, WOVEN MANTEAUX SPORT, HOMMES, LAINE ET MEL. DE LAINE, TISSEE								
	QTY. METRIC (NO) QUANT. METRIQUE (NOMB)		81,986	87,041	130,406	147,539	21		
	QTY. IMPERIAL (NO) QUANT. IMPERIALE (NOMB)		81,986	87,041	130,406	147,539	21		
	VALUE (\$000) VALEUR (\$000)		2,217	2,778	4,385	5,921	38	KOREA, SOUTH COREE DU SUD	41
78331	OVERALLS SALOPETTES, NON TRICOTEES								
	QTY. METRIC (NO) QUANT. METRIQUE (NOMB)		1,401,745	1,065,089	889,515	1,654,608	6		
	QTY. IMPERIAL (NO) QUANT. IMPERIALE (NOMB)		1,401,745	1,065,089	889,515	1,654,608	6		
	VALUE (\$000) VALEUR (\$000)		5,499	4,805	4,837	7,204	9	PEOPLE R CHINA REP. POP. CHINE	37
78336	RAINCOATS, TEXTILE, COATED, IMPREG. IMPERMEABLES DE TEXTILE, ENDUITS								
	QTY. METRIC (NO) QUANT. METRIQUE (NOMB)		421,423	422,889	578,234	374,707	-4		
	QTY. IMPERIAL (NO) QUANT. IMPERIALE (NOMB)		421,423	422,889	578,234	374,707	-4		
	VALUE (\$000) VALEUR (\$000)		5,160	4,531	4,848	4,179	-7	TAIWAN TAIWAN	26
78337	RAINCOATS N E S IMPERMEABLES N D A, NON TRICOTEES								
	QTY. METRIC (NO) QUANT. METRIQUE (NOMB)		759,810	1,296,155	1,750,976	893,455	6		
	QTY. IMPERIAL (NO) QUANT. IMPERIALE (NOMB)		759,810	1,296,155	1,750,976	893,455	6		
	VALUE (\$000) VALEUR (\$000)		1,718	2,569	3,027	1,707	0	TAIWAN TAIWAN	79
78341	SHIRTS, COTTON, EXCEPT KNITTED CHEMISES DE COTON, NON TRICOTEES								
	QTY. METRIC (NO) QUANT. METRIQUE (NOMB)		4,215,420	3,695,893	4,874,864	6,427,964	15		
	QTY. IMPERIAL (NO) QUANT. IMPERIALE (NOMB)		4,215,420	3,695,893	4,874,864	6,427,964	15		
	VALUE (\$000) VALEUR (\$000)		16,918	15,491	25,324	36,178	29	INDIA INDE	23
78341-21	SHIRTS, MENS, COTTON FLAN, WOVEN, EXC WORK CHEMISES, HOMMES, FINETTE DE COT. TIS, SF CHEMISES DE TRAV								
	QTY. METRIC (NO) QUANT. METRIQUE (NOMB)		1,369,371	1,122,760	1,151,734	1,626,218	6		
	QTY. IMPERIAL (NO) QUANT. IMPERIALE (NOMB)		1,369,371	1,122,760	1,151,734	1,626,218	6		
	VALUE (\$000) VALEUR (\$000)		4,522	3,357	4,230	6,509	13	TAIWAN TAIWAN	28

SEE EXPLANATORY NOTES / VOIR NOTES EXPLICATIVES

## IMPORT DATA TRENDS - TENDANCES DES DONNEES SUR L'IMPORTATION

## SECTION 3 - END PRODUCTS, INEDIBLE

## SECTION 3 - PRODUITS FINIS, NON COMESTIBLES

CODE	COMMODITY MARCHANDISE		1982	1983	1984	AVE. ANNUAL GROWTH RATE (%) 1982-1985 TAUX DE CROISSANCE ANNUEL MOYEN		MAJOR COUNTRY OF EXPORT - SHARE OF IMPORT MARKET (%) 1985 PAYS EXPORTATEUR PRINCIPAL - PART DU MARCHE DES IMPORTATIONS	
						1985	ANNUEL MOYEN		
78341-29	SHIRTS, MENS. COTTON NES. WOVEN, EXC WORK CHEMISES, HOMMES, EN COTON TISSE NDA. SF CHEMISES DE TRAV								
	QTY. METRIC (NO) QUANT. METRIQUE (NOMB)		2,083,607	2,011,784	3,259,097	4,267,335	27		
	QTY. IMPERIAL (NO) QUANT. IMPERIALE (NOMB)		2,083,607	2,011,784	3,259,097	4,267,335	27		
	VALUE (\$000) VALEUR (\$000)		9,821	10,209	19,358	27,308	40	INDIA INDE	31
78344	SHIRTS POLYESTER-COT BLEND EXC KNIT CHEMISES, POLYESTER-COTON NON TRIC.								
	QTY. METRIC (NO) QUANT. METRIQUE (NOMB)		9,277,229	10,222,590	12,674,249	16,032,174	20		
	QTY. IMPERIAL (NO) QUANT. IMPERIALE (NOMB)		9,277,229	10,222,590	12,674,249	16,032,174	20		
	VALUE (\$000) VALEUR (\$000)		38,897	41,453	59,372	74,399	24	KOREA, SOUTH COREE DU SUD	31
78344-29	SHIRTS, MENS. POLY/COT NES, WOVEN, EXC WORK CHEMISES, HOMMES, EN POLY-COT TIS. NDA SF CHEM. DE TRAV								
	QTY. METRIC (NO) QUANT. METRIQUE (NOMB)		8,410,029	9,350,194	11,849,039	14,877,336	21		
	QTY. IMPERIAL (NO) QUANT. IMPERIALE (NOMB)		8,410,029	9,350,194	11,849,039	14,877,336	21		
	VALUE (\$000) VALEUR (\$000)		35,583	38,132	55,540	69,381	25	KOREA, SOUTH COREE DU SUD	32
78345	SHIRTS, MAN-MD FIBRES EXC. KNIT NES CHEMISE FIB. ARTIFIC. NON TRIC. NDA								
	QTY. METRIC (NO) QUANT. METRIQUE (NOMB)		400,030	359,217	425,957	435,375	3		
	QTY. IMPERIAL (NO) QUANT. IMPERIALE (NOMB)		400,030	359,217	425,957	435,375	3		
	VALUE (\$000) VALEUR (\$000)		1,720	1,530	1,757	2,282	10	INDIA INDE	29
78347	SHIRTS, EXCEPT KNITTED N E S CHEMISES N D A, NON TRICOTEES								
	QTY. METRIC (NO) QUANT. METRIQUE (NOMB)		230,122	178,857	373,811	313,136	11		
	QTY. IMPERIAL (NO) QUANT. IMPERIALE (NOMB)		230,122	178,857	373,811	313,136	11		
	VALUE (\$000) VALEUR (\$000)		1,843	1,488	2,838	2,943	17	HONG KONG HONG-KONG	25
78349	SKIRTS, EXCEPT KNITTED JUPES, NON TRICOTEES								
	QTY. METRIC (NO) QUANT. METRIQUE (NOMB)		1,916,278	2,378,107	2,611,694	2,162,111	4		
	QTY. IMPERIAL (NO) QUANT. IMPERIALE (NOMB)		1,916,278	2,378,107	2,611,694	2,162,111	4		
	VALUE (\$000) VALEUR (\$000)		17,364	20,778	28,647	31,255	21	HONG KONG HONG-KONG	23
78349-40	SKIRTS, WOMENS, COTTON, WOVEN JUPES, FEMMES, EN COTON TISSE								
	QTY. METRIC (NO) QUANT. METRIQUE (NOMB)		1,192,444	1,488,518	1,399,610	961,464	-7		

SEE EXPLANATORY NOTES / VOIR NOTES EXPLICATIVES

## IMPORT DATA TRENDS - TENDANCES DES DONNEES SUR L'IMPORTATION

## SECTION 3 - END PRODUCTS, INEDIBLE

## SECTION 3 - PRODUITS FINIS, NON COMESTIBLES

CODE	COMMODITY MARCHANDISE	1982	1983	1984	AVE. ANNUAL GROWTH RATE (%) 1982-1985		MAJOR COUNTRY OF EXPORT - SHARE OF IMPORT MARKET (%) 1985	
					1985	ANNUAL MOYEN	PAYS EXPORTATEUR PRINCIPAL - PART DU MARCHE DES IMPORTATIONS	
78349-40	SKIRTS, WOMENS, COTTON, WOVEN JUPES, FEMMES, EN COTON TISSE			(CONT-D) (SUITE)				
	QTY. IMPERIAL (NO) QUANT. IMPERIALE (NOMB)	1,192,444	1,488,518	1,399,610	961,464	-7		
	VALUE (\$000) VALEUR (\$000)	6,472	7,451	10,100	9,285	13	HONG KONG HONG-KONG	27
78349-41	SKIRTS, WOMENS, WOOL & WOOL BLENDS, WOVEN JUPES, FEMMES, EN LAINE ET MELANGE DE LAINES TISSEES							
	QTY. METRIC (NO) QUANT. METRIQUE (NOMB)	216,151	289,364	310,421	392,032	22		
	QTY. IMPERIAL (NO) QUANT. IMPERIALE (NOMB)	216,151	289,364	310,421	392,032	22		
	VALUE (\$000) VALEUR (\$000)	5,514	6,595	8,745	11,030	26	GERMANY WEST ALLEMAGNE, O.	31
78349-49	SKIRTS, WOMENS, NES, EXC KNIT JUPES, FEMMES, NDA SAUF TRICOT							
	QTY. METRIC (NO) QUANT. METRIQUE (NOMB)	154,957	207,196	296,220	326,426	28		
	QTY. IMPERIAL (NO) QUANT. IMPERIALE (NOMB)	154,957	207,196	296,220	326,426	28		
	VALUE (\$000) VALEUR (\$000)	2,421	3,161	4,600	6,044	35	HONG KONG HONG-KONG	36
78351	SHORTS, OUTERWEAR, EXCEPT KNITTED SHORTS DE DESSUS, NON TRICOTES							
	QTY. METRIC (NO) QUANT. METRIQUE (NOMB)	2,941,580	4,035,930	5,233,864	4,912,155	18		
	QTY. IMPERIAL (NO) QUANT. IMPERIALE (NOMB)	2,941,580	4,035,930	5,233,864	4,912,155	18		
	VALUE (\$000) VALEUR (\$000)	9,239	11,826	15,691	18,210	25	HONG KONG HONG-KONG	25
78351-22	SHORTS, O/WEAR, MENS, POLYESTER/COTTON, WOVEN SHORTS, HOMMES, EN POLYESTER-COTON TISSES							
	QTY. METRIC (NO) QUANT. METRIQUE (NOMB)	275,375	653,094	1,028,999	666,549	34		
	QTY. IMPERIAL (NO) QUANT. IMPERIALE (NOMB)	275,375	653,094	1,028,999	666,549	34		
	VALUE (\$000) VALEUR (\$000)	1,033	2,104	3,254	3,043	43	TAIWAN TAIWAN	46
78351-40	SHORTS, O/WEAR, WOMENS, COTTON, WOVEN SHORTS, FEMMES, EN COTON TISSE							
	QTY. METRIC (NO) QUANT. METRIQUE (NOMB)	791,878	803,563	1,174,345	1,569,594	25		
	QTY. IMPERIAL (NO) QUANT. IMPERIALE (NOMB)	791,878	803,563	1,174,345	1,569,594	25		
	VALUE (\$000) VALEUR (\$000)	2,925	2,896	4,727	6,165	28	HONG KONG HONG-KONG	34
78354	PANTS & SLACKS, CHILDS, EXC KNITTED PANTALONS, ENFANTS, NON TRICOTES							
	QTY. METRIC (NO) QUANT. METRIQUE (NOMB)	2,800,289	3,145,317	3,001,411	3,156,557	4		
	QTY. IMPERIAL (NO) QUANT. IMPERIALE (NOMB)	2,800,289	3,145,317	3,001,411	3,156,557	4		
	VALUE (\$000) VALEUR (\$000)	7,747	9,641	9,744	9,455	7	HONG KONG HONG-KONG	27

## IMPORT DATA TRENDS - TENDANCES DES DONNEES SUR L'IMPORTATION

## SECTION 3 - END PRODUCTS, INEDIBLE

## SECTION 3 - PRODUITS FINIS, NON CDMESTIBLES

CODE	COMMODITY MARCHANDISE	1982	1983	1984	1985	AVE. ANNUAL GROWTH RATE (%) 1982-1985 TAUX DE CROISSANCE ANNUEL MOYEN		MAJOR COUNTRY OF EXPORT - SHARE OF IMPORT MARKET (%) 1985 PAYS EXPORTATEUR PRINCIPAL - PART DU MARCHE DES IMPORTATIONS	
78354-30	PANTS, C/I, COTTON, WOVEN PANTALONS, E/B, EN COTON TISSE								
	QTY. METRIC (NO) QUANT. METRIQUE (NOMB)	2,380,065	2,477,198	2,113,000	2,438,026	1			
	QTY. IMPERIAL (NO) QUANT. IMPERIALE (NOMB)	2,380,065	2,477,198	2,113,000	2,438,026	1			
	VALUE (\$000) VALEUR (\$000)	6,308	7,313	6,388	6,574	1	HONG KONG HONG-KONG		38
78356	PANTS SLACKS, WOMENS & GIRLS COTTON PANTALONS, FEMMES FILLES, COTON								
	QTY. METRIC (NO) QUANT. METRIQUE (NOMB)	4,823,381	8,000,257	6,519,971	6,460,565	10			
	QTY. IMPERIAL (NO) QUANT. IMPERIALE (NOMB)	4,823,381	8,000,257	6,519,971	6,460,565	10			
	VALUE (\$000) VALEUR (\$000)	33,216	51,045	48,830	48,234	13	HONG KONG HONG-KONG		46
78356-49	JEANS, WOMENS, COTTON NES, WOVEN JEANS, FEMMES, EN COTON TISSE, NDA								
	QTY. METRIC (NO) QUANT. METRIQUE (NOMB)	1,748,462	2,876,601	1,693,798	1,359,982	-8			
	QTY. IMPERIAL (NO) QUANT. IMPERIALE (NOMB)	1,748,462	2,876,601	1,693,798	1,359,982	-8			
	VALUE (\$000) VALEUR (\$000)	13,432	21,970	13,462	10,645	-7	HONG KONG HONG-KONG		59
78356-59	PANTS, WOMENS, COTTON NES, WOVEN PANTALONS, FEMMES, EN COTON TISSE, NDA								
	QTY. METRIC (NO) QUANT. METRIQUE (NOMB)	1,779,965	2,652,217	3,368,807	3,863,351	29			
	QTY. IMPERIAL (NO) QUANT. IMPERIALE (NOMB)	1,779,965	2,652,217	3,368,807	3,863,351	29			
	VALUE (\$000) VALEUR (\$000)	12,349	15,986	26,115	30,514	35	HONG KONG HONG-KONG		46
78357	PANTS SLACKS WOMENS & GIRLS M-M FIB PANTALONS, FEMMES FILLES, ARTIFIC.								
	QTY. METRIC (NO) QUANT. METRIQUE (NOMB)	242,109	126,069	210,492	192,353	-7			
	QTY. IMPERIAL (NO) QUANT. IMPERIALE (NOMB)	242,109	126,069	210,492	192,353	-7			
	VALUE (\$000) VALEUR (\$000)	1,131	752	1,361	1,430	8	HONG KONG HONG-KONG		21
78358	PANTS SLACKS WOMEN GIRL EX KNIT NES PANTALONS FEMME FILLE NON TRIC. NDA								
	QTY. METRIC (NO) QUANT. METRIQUE (NOMB)	1,532,108	2,919,019	2,815,476	2,627,870	20			
	QTY. IMPERIAL (NO) QUANT. IMPERIALE (NOMB)	1,532,108	2,919,019	2,815,476	2,627,870	20			
	VALUE (\$000) VALEUR (\$000)	12,946	19,177	22,941	24,076	23	TAIWAN TAIWAN		18
78359-31	PANTS, WOMENS, WOOL & WOOL BLENDS, WOVEN PANTALONS, FEMMES, EN LAINE ET MEL. LAINES TISSEES								
	QTY. METRIC (NO) QUANT. METRIQUE (NOMB)	202,681	334,320	259,309	333,192	18			
	QTY. IMPERIAL (NO) QUANT. IMPERIALE (NOMB)	202,681	334,320	259,309	333,192	18			



## IMPORT DATA TRENDS - TENDANCES DES DONNEES SUR L'IMPORTATION

## SECTION 3 - END PRODUCTS, INEDIBLE

## SECTION 3 - PRODUITS FINIS, NON COMESTIBLES

CODE	COMMODITY MARCHANDISE	1982	1983	1984	AVE. ANNUAL GROWTH RATE (%) 1982-1985		MAJOR COUNTRY OF EXPRT - SHARE OF IMPDRT MARKET (%) 1985	
					1985	ANNUAL MOYEN	TAIWAN TAIWAN	HONG KONG HONG-KONG
78359-31	PANTS, WOMENS, WOOL & WOOL BLENDS, WOVEN PANTALONS, FEMMES, EN LAINE ET MEL. LAINES TISSEES			(CONT-D) (SUITE)				
	VALUE (\$000) VALEUR (\$000)	3,635	4,887	5,729	7,144	25	GERMANY WEST ALLEMAGNE, D.	29
78359-39	PANTS, WOMENS, BLENDS NES, WOVEN PANTALONS, FEMMES, MEL DE FIBRES TISSES NDA							
	QTY. METRIC (NO) QUANT. METRIQUE (NOMB)	304,160	868,860	789,809	850,129	40		
	QTY. IMPERIAL (NO) QUANT. IMPERIALE (NOMB)	304,160	868,860	789,809	850,129	40		
	VALUE (\$000) VALEUR (\$000)	1,427	3,595	4,086	4,910	50	TAIWAN TAIWAN	32
78359-49	PANTS, WOMENS, NES, EXC KNIT PANTALONS, FEMMES, NDA, SAUF TRICOT							
	QTY. METRIC (NO) QUANT. METRIQUE (NOMB)	158,403	192,965	259,168	373,807	33		
	QTY. IMPERIAL (NO) QUANT. IMPERIALE (NOMB)	158,403	192,965	259,168	373,807	33		
	VALUE (\$000) VALEUR (\$000)	2,635	2,962	4,070	5,017	24	HONG KONG HONG-KONG	26
78369	SUITS, FINE SLACK & SPORT, EXC KNIT COMPLETS, TOILETTE & SPORT NON TRIC							
	QTY. METRIC (NO) QUANT. METRIQUE (NOMB)	1,710,446	1,784,580	3,406,350	2,795,791	17		
	QTY. IMPERIAL (NO) QUANT. IMPERIALE (NOMB)	1,710,446	1,784,580	3,406,350	2,795,791	17		
	VALUE (\$000) VALEUR (\$000)	33,909	33,290	59,618	57,352	19	HONG KONG HONG-KONG	18
78367-11	SUITS, LEISURE, MENS, COTTON, WOVEN TENUE DE DETENTE, HOMME, COTON TISSE							
	QTY. METRIC (NO) QUANT. METRIQUE (NOMB)	65,832	163,195	275,766	276,155	60		
	QTY. IMPERIAL (NO) QUANT. IMPERIALE (NOMB)	65,832	163,195	275,766	276,155	60		
	VALUE (\$000) VALEUR (\$000)	1,012	1,539	4,219	5,323	73	HONG KONG HONG-KONG	50
78367-31	SUITS, LEISURE, WOMENS, COTTON, WOVEN TENUE DE DETENTE, FEMMES, EN COTON TISSE							
	QTY. METRIC (NO) QUANT. METRIQUE (NOMB)	530,162	552,367	981,713	975,618	22		
	QTY. IMPERIAL (NO) QUANT. IMPERIALE (NOMB)	530,162	552,367	981,713	975,618	22		
	VALUE (\$000) VALEUR (\$000)	5,905	6,229	11,508	11,886	26	HONG KONG HONG-KONG	38
78367-39	SUITS, LEISURE, WOMENS, NES, EXC KNIT TENUE DE DETENTE, FEMMES, NDA, SAUF TRICOT							
	QTY. METRIC (NO) QUANT. METRIQUE (NOMB)	98,468	108,005	187,842	222,656	31		
	QTY. IMPERIAL (NO) QUANT. IMPERIALE (NOMB)	98,468	108,005	187,842	222,656	31		
	VALUE (\$000) VALEUR (\$000)	1,272	1,337	2,772	3,580	41	HONG KONG HONG-KONG	16
78368-11	SUITS, FINE, MENS, WOOL & WOOL BLENDS, WOVEN COMPLETS HABILLES, HOMMES, EN LAINE ET MEL. LAINES, TIS							
	QTY. METRIC (NO) QUANT. METRIQUE (NOMB)	235,241	173,895	263,749	308,905	9		

## IMPORT DATA TRENDS - TENDANCES DES DONNEES SUR L'IMPORTATION

## SECTION 3 - END PRODUCTS, INEDIBLE

## SECTION 3 - PRODUITS FINIS, NON COMESTIBLES

CODE	COMMODITY MARCHANDISE	1982	1983	1984	AVE. ANNUAL GROWTH RATE (%) 1982-1985 TAUX DE CROISSANCE ANNUEL MOYEN		MAJOR COUNTRY OF EXPORT - SHARE OF IMPORT MARKET (%) 1985 PAYS EXPORTATEUR PRINCIPAL - PART DU MARCHE DES IMPORTATIONS	
					1985	ANNUEL MOYEN		
78368-11	SUITS, FINE, MENS, WOOL & WOOL BLENDS, WOVEN COMPLETS HABILLES, HOMMES, EN LAINE ET MEL. LAINES, TIS			(CONT-0) (SUITE)				
	QTY. IMPERIAL (NO) QUANT. IMPERIALE (NOMB)	235,241	173,895	263,749	308,905	9		
	VALUE (\$000) VALEUR (\$000)	11,237	9,468	14,460	18,429	18	KOREA, SOUTH COREE DU SUD	31
78368-49	SUITS, FINE, W/G, NES, EXC KNIT TAILLEURS HABILLES, F/F, NDA, SAUF TRICOT							
	QTY. METRIC (NO) QUANT. METRIQUE (NOMB)	109,147	49,063	149,486	108,174	0		
	QTY. IMPERIAL (NO) QUANT. IMPERIALE (NOMB)	109,147	49,063	149,486	108,174	0		
	VALUE (\$000) VALEUR (\$000)	2,593	1,583	3,724	3,057	6	HONG KONG HONG-KONG	21
<b>78372</b>	<b>PANTS, MEN'S AND BOYS', WOOL PANTALONS, HOMMES &amp; GARCONS, LAINE</b>							
	QTY. METRIC (NO) QUANT. METRIQUE (NOMB)	353,325	388,713	528,091	411,839	5		
	QTY. IMPERIAL (NO) QUANT. IMPERIALE (NOMB)	353,325	388,713	528,091	411,839	5		
	VALUE (\$000) VALEUR (\$000)	4,097	4,214	6,790	7,685	23	ITALY ITALIE	31
78372-40	PANTS, MENS, WOOL & WOOL BLENDS, WOV EXC WORK PANTALONS, HOMMES, EN LAINE ET MEL LAINES TIS SF DE TRAV							
	QTY. METRIC (NO) QUANT. METRIQUE (NOMB)	338,165	382,625	513,575	385,378	4		
	QTY. IMPERIAL (NO) QUANT. IMPERIALE (NOMB)	338,165	382,625	513,575	385,378	4		
	VALUE (\$000) VALEUR (\$000)	3,925	4,119	6,596	7,269	23	ITALY ITALIE	32
<b>78373</b>	<b>PANTS, MEN'S AND BOYS', COTTON PANTALONS, HOMMES &amp; GARCONS, COTON</b>							
	QTY. METRIC (NO) QUANT. METRIQUE (NOMB)	6,057,973	7,665,674	7,846,669	7,183,748	6		
	QTY. IMPERIAL (NO) QUANT. IMPERIALE (NOMB)	6,057,973	7,665,674	7,846,669	7,183,748	6		
	VALUE (\$000) VALEUR (\$000)	37,730	48,377	54,963	53,865	13	HONG KONG HONG-KONG	34
78373-49	PANTS, MENS, COTTON NES, WOVEN, EXC WORK PANTALONS, HOMMES, EN COTON TIS. NDA, SAUF PANT TRAVAIL							
	QTY. METRIC (NO) QUANT. METRIQUE (NOMB)	682,193	1,351,022	2,512,250	3,196,317	67		
	QTY. IMPERIAL (NO) QUANT. IMPERIALE (NOMB)	682,193	1,351,022	2,512,250	3,196,317	67		
	VALUE (\$000) VALEUR (\$000)	5,057	8,389	21,039	26,718	73	HONG KONG HONG-KONG	43
78373-59	JEANS, MENS, COTTON NES, WOVEN JEANS, HOMMES, EN COTON TISSE, NDA							
	QTY. METRIC (NO) QUANT. METRIQUE (NOMB)	2,908,650	3,467,584	3,038,349	1,931,344	-13		
	QTY. IMPERIAL (NO) QUANT. IMPERIALE (NOMB)	2,908,650	3,467,584	3,038,349	1,931,344	-13		
	VALUE (\$000) VALEUR (\$000)	22,006	26,555	22,051	16,184	-9	HONG KONG HONG-KONG	27

## IMPORT DATA TRENDS - TENDANCES DES DONNEES SUR L'IMPORTATION

## SECTION 3 - END PRODUCTS, INEDIBLE

## SECTION 3 - PRODUITS FINIS, NON COMESTIBLES

CODE	COMMODITY MARCHANDISE	1982	1983	1984	1985	AVE. ANNUAL GROWTH RATE (%) 1982-1985	MAJDR COUNTRY OF EXPORT - SHARE OF IMPORT MARKET (%) 1985	
						TAUX DE CROISSANCE ANNUEL MOYEN	PAYS EXPORTATEUR PRINCIPAL - PART DU MARCHE DES IMPORTATIONS	
78373-69	PANTS, BOYS, COTTON NES, WOVEN, EXC WORK PANTALONS, GARÇONNETS, EN COTON TISSE, NOA, SF PANT TRAV.							
	QTY. METRIC (NO) QUANT. METRIQUE (NOMB)	338.426	277.730	335.105	661.323	25		
	QTY. IMPERIAL (NO) QUANT. IMPERIALE (NOMB)	338.426	277.730	335.105	661.323	25		
	VALUE (\$000) VALEUR (\$000)	867	910	1,238	3,276	55	PEOPLE R CHINA REP. POP. CHINE	29
78373-79	JEANS, BOYS, COTTON NES, WOVEN JEANS, GARÇONNETS, EN COTON TISSE, NDA							
	QTY. METRIC (NO) QUANT. METRIQUE (NOMB)	1,147.499	1,405.868	1,173.609	712.806	-15		
	QTY. IMPERIAL (NO) QUANT. IMPERIALE (NOMB)	1,147.499	1,405.868	1,173.609	712.806	-15		
	VALUE (\$000) VALEUR (\$000)	5,101	6,783	5,913	3,700	-10	HONG KONG HONG-KONG	30
78375	PANTS MEN & BOY POLYESTER-COT BLEND PANTALONS, HOMMES, POLYESTER-COTON							
	QTY. METRIC (NO) QUANT. METRIQUE (NOMB)	1,077.927	2,383.528	3,286.377	2,234,180	27		
	QTY. IMPERIAL (NO) QUANT. IMPERIALE (NOMB)	1,077.927	2,383.528	3,286.377	2,234,180	27		
	VALUE (\$000) VALEUR (\$000)	6,034	12,322	17,690	13,939	32	PEOPLE R CHINA REP. POP. CHINE	32
78375-49	PANTS, MENS, POLY/COT NES, WOVEN, EXC WORK PANTALONS, HOMMES, EN POLY-COTON, TIS, NDA SF PANT TRAV							
	QTY. METRIC (NO) QUANT. METRIQUE (NOMB)	575.891	1,339.938	2,126.520	1,260,171	30		
	QTY. IMPERIAL (NO) QUANT. IMPERIALE (NOMB)	575.891	1,339.938	2,126.520	1,260,171	30		
	VALUE (\$000) VALEUR (\$000)	3,211	7,105	11,818	8,358	37	PEOPLE R CHINA REP. POP. CHINE	35
78377	PANTS, MENS & BOYS, MAN-MADE FIBRES PANTALONS, HOMMES GARÇONS, ARTIFIC.							
	QTY. METRIC (NO) QUANT. METRIQUE (NOMB)	631.503	488.043	880.633	641,519	1		
	QTY. IMPERIAL (NO) QUANT. IMPERIALE (NOMB)	631.503	488.043	880.633	641,519	1		
	VALUE (\$000) VALEUR (\$000)	4,119	3,269	6,136	4,322	2	TAIWAN TAIWAN	44
78379	PANTS, MEN'S AND BOYS' N E S PANTALONS, HOMMES ET GARÇONS N D A							
	QTY. METRIC (NO) QUANT. METRIQUE (NOMB)	370.975	441.890	924.751	790.870	28		
	QTY. IMPERIAL (NO) QUANT. IMPERIALE (NOMB)	370.975	441.890	924.751	790.870	28		
	VALUE (\$000) VALEUR (\$000)	1,906	2,522	6,347	6,483	50	TAIWAN TAIWAN	32
78379-59	PANTS, MENS, NES, EXC WORK OR KNIT PANTALONS, HOMMES, NDA SAUF PANT TRAV OU TRICOT							
	QTY. METRIC (NO) QUANT. METRIQUE (NOMB)	126.352	143.845	511.137	519,475	59		
	QTY. IMPERIAL (NO) QUANT. IMPERIALE (NOMB)	126.352	143.845	511.137	519,475	59		

SEE EXPLANATORY NOTES / VOIR NOTES EXPLICATIVES

## IMPORT DATA TRENDS - TENDANCES DES DONNEES SUR L'IMPORTATION

## SECTION 3 - END PRODUCTS, INEDIBLE

## SECTION 3 - PRODUITS FINIS, NON COMESTIBLES

CODE	COMMODITY MARCHANDISE		1982	1983	1984	AVE. ANNUAL GROWTH RATE (%) 1982-1985 TAUX DE CROISSANCE ANNUEL MOYEN		MAJOR COUNTRY OF EXPORT - SHARE OF IMPORT MARKET (%) 1985 PAYS EXPORTATEUR PRINCIPAL - PART DU MARCHE DES IMPORTATIONS	
						1985	ANNUEL MOYEN		
78379-59	PANTS, MENS, NES, EXC WORK OR KNIT PANTALONS, HOMMES, NDA SAUF PANT TRAV OU TRICOT				(CONT-D) (SUITE)				
	VALUE (\$000) VALEUR (\$000)		887	1,162	3,938	4,547	72	TAIWAN TAIWAN	35
78390	SCARVES SHAWLS STOLES OF WOVEN FAB. FOULARDS, CHALES ET ECHARPES TISSES								
	QTY. METRIC (NO) QUANT. METRIQUE (NOMB)		4,301,243	5,731,901	7,763,098	8,485,554	25		
	QTY. IMPERIAL (NO) QUANT. IMPERIALE (NOMB)		4,301,243	5,731,901	7,763,098	8,485,554	25		
	VALUE (\$000) VALEUR (\$000)		8,312	11,719	15,726	18,848	31	JAPAN JAPON	41
78390-11	SCARVES, WOOL & WOOL BLENDS, WOVEN ECHARPES DE LAINE ET MELANGE DE LAINES TISSEES								
	QTY. METRIC (NO) QUANT. METRIQUE (NOMB)		686,454	847,048	1,228,138	1,569,992	31		
	QTY. IMPERIAL (NO) QUANT. IMPERIALE (NOMB)		686,454	847,048	1,228,138	1,569,992	31		
	VALUE (\$000) VALEUR (\$000)		2,565	2,853	4,254	5,688	30	GERMANY WEST ALLEMAGNE, O.	21
78390-13	SCARVES, SILK, WOVEN FOULARDS DE SOIE, TISSEE								
	QTY. METRIC (NO) QUANT. METRIQUE (NOMB)		643,693	1,451,341	1,964,780	2,272,232	52		
	QTY. IMPERIAL (NO) QUANT. IMPERIALE (NOMB)		643,693	1,451,341	1,964,780	2,272,232	52		
	VALUE (\$000) VALEUR (\$000)		1,663	3,569	4,983	6,138	54	JAPAN JAPON	67
78395	OUTERWEAR SETS WOMEN GIRLS EXC KNIT VETEMENTS DE DESSUS FEMME, NON TRIC								
	QTY. METRIC (NO) QUANT. METRIQUE (NOMB)		432,728	446,326	1,112,362	1,564,199	53		
	QTY. IMPERIAL (NO) QUANT. IMPERIALE (NOMB)		432,728	446,326	1,112,362	1,564,199	53		
	VALUE (\$000) VALEUR (\$000)		5,496	6,004	13,743	19,142	51	INDIA INDE	29
78395-82	OUTERWEAR SETS, W/G. COTTON, WOVEN ENSEMBLES DE VETE DE DESSUS, F/F. EN COTON, TIS								
	QTY. METRIC (NO) QUANT. METRIQUE (NOMB)		233,075	237,246	636,323	1,056,011	65		
	QTY. IMPERIAL (NO) QUANT. IMPERIALE (NOMB)		233,075	237,246	636,323	1,056,011	65		
	VALUE (\$000) VALEUR (\$000)		2,129	2,099	6,277	10,104	67	INDIA INDE	46
78397	OUTERWEAR CHILD INFANT EXC KNIT NES VETEMENT DESSUS ENFANT NON TRIC NDA								
	QTY. METRIC (NO) QUANT. METRIQUE (NOMB)		1,789,680	2,633,621	2,335,785	2,311,709	9		
	QTY. IMPERIAL (NO) QUANT. IMPERIALE (NOMB)		1,789,680	2,633,621	2,335,785	2,311,709	9		
	VALUE (\$000) VALEUR (\$000)		7,285	10,012	10,509	11,647	17	KOREA, SOUTH COREE DU SUD	36

SEE EXPLANATORY NOTES / VOIR NOTES EXPLICATIVES

## IMPORT DATA TRENDS - TENDANCES DES DONNEES SUR L'IMPORTATION

## SECTION 3 - ENO PRODUCTS, INEDIBLE

## SECTION 3 - PRODUITS FINIS, NON COMESTIBLES

CODE	COMMODITY MARCHANDISE		1982	1983	1984	1985	AVE. ANNUAL GROWTH RATE (%) 1982-1985	MAJOR COUNTRY OF EXPORT - SHARE OF IMPORT MARKET (%) 1985
							TAUX DE CROISSANCE ANNUEL MOYEN	PAYS EXPORTATEUR PRINCIPAL - PART DU MARCHE DES IMPORTATIONS
78393-25	SKI/SNOWMOBILE/SNOW SUIT, 2 PCE C/I NYLON WOV ENSEMBLE DE SKI/MOTO NEIGE, E/B. 2 PCES EN NYLON TIS							
	QTY. METRIC (NO) QUANT. METRIQUE (NOMB)		132,694	236,439	224,405	248,895	23	
	QTY. IMPERIAL (NO) QUANT. IMPERIALE (NOMB)		132,694	236,439	224,405	248,895	23	
	VALUE (\$000) VALEUR (\$000)		1,639	2,764	3,129	3,367	27	KOREA, SOUTH COREE DU SUD 83
78399	OUTERWEAR, EXCEPT KNITTED N E S VETEMENTS DE CESSUS, NON TRIC. NOA							
	QTY. METRIC (NO) QUANT. METRIQUE (NOMB)		3,152,785	3,493,393	5,621,593	5,190,872	18	
	QTY. IMPERIAL (NO) QUANT. IMPERIALE (NOMB)		3,152,785	3,493,393	5,621,593	5,190,872	18	
	VALUE (\$000) VALEUR (\$000)		22,747	28,360	40,108	44,833	25	KOREA, SOUTH COREE DU SUD 27
78398-29	ATHLETIC CLOTHING NES, WOVEN EXC CHILDREN VETEMENTS D'ATHLETISME NOA EN FIBRES TISSEES SF POUR ENF.							
	QTY. METRIC (NO) QUANT. METRIQUE (NOMB)		296,484	452,466	402,450	292,258	0	
	QTY. IMPERIAL (NO) QUANT. IMPERIALE (NOMB)		296,484	452,466	402,450	292,258	0	
	VALUE (\$000) VALEUR (\$000)		3,950	4,108	3,288	4,070	1	TAIWAN TAIWAN 31
78398-71	SKI/SNOWMOBILE/SNOW SUIT, 2 PCE M/B NYLON WOV COMBINAISON NEIGE/SKI/MOTO, H/G 2 PCES EN NYLON TIS							
	QTY. METRIC (NO) QUANT. METRIQUE (NOMB)		73,947	81,661	151,800	147,150	25	
	QTY. IMPERIAL (NO) QUANT. IMPERIALE (NOMB)		73,947	81,661	151,800	147,150	25	
	VALUE (\$000) VALEUR (\$000)		1,597	1,431	3,280	3,028	24	KOREA, SOUTH COREE DU SUD 74
78398-73	SKI/SNOWMOBILE/SNOW SUIT, 2 PCE W/G NYLON WOV COMBINAISON NEIGE/SKI/MOTO, F/F 2 PCES EN NYLON TIS							
	QTY. METRIC (NO) QUANT. METRIQUE (NOMB)		97,256	143,400	137,079	191,497	25	
	QTY. IMPERIAL (NO) QUANT. IMPERIALE (NOMB)		97,256	143,400	137,079	191,497	25	
	VALUE (\$000) VALEUR (\$000)		1,999	2,217	2,651	3,449	20	KOREA, SOUTH COREE DU SUD 85
78398-79	SKI/SNOWMOBILE/SNOW SUIT, 2 PCE NES EXC KNIT COMBINAISON NEIGE/SKI/MOTO, 2 PCES NOA SAUF TRICOT							
	QTY. METRIC (NO) QUANT. METRIQUE (NOMB)		49,605	168,294	130,413	145,796	43	
	QTY. IMPERIAL (NO) QUANT. IMPERIALE (NOMB)		49,605	168,294	130,413	145,796	43	
	VALUE (\$000) VALEUR (\$000)		1,646	4,639	4,389	4,058	35	KOREA, SOUTH COREE DU SUD 60
78404	BATHING SUITS, KNITTED MAILLOTS DE BAIN, TRICOTES							
	QTY. METRIC (NO) QUANT. METRIQUE (NOMB)		2,347,912	3,224,447	3,951,737	4,055,491	20	
	QTY. IMPERIAL (NO) QUANT. IMPERIALE (NOMB)		2,347,912	3,224,447	3,951,737	4,055,491	20	

## IMPORT DATA TRENDS - TENDANCES DES DONNEES SUR L'IMPORTATION

SECTION 3 - END PRODUCTS, INEDIBLE				SECTION 3 - PRODUITS FINIS, NON COMESTIBLES				
CODE	COMMODITY MARCHANDISE	1982	1983	1984	AVE. ANNUAL GROWTH RATE (%) 1982-1985 TAUX DE CROISSANCE 1985 ANNUEL MOYEN		MAJOR COUNTRY OF EXPORT - SHARE OF IMPORT MARKET (%) 1985 PAYS EXPORTATEUR PRINCIPAL - PART DU MARCHE DES IMPORTATIONS	
					1985	ANNUEL MOYEN		
78404	BATHING SUITS, KNITTED MAILLOTS DE BAIN, TRICOTES			(CONT-D) (SUITE)				
	VALUE (\$000) VALEUR (\$000)	5,693	8,054	10,520	10,287	22	HONG KONG HONG-KONG	19
78414	BLOUSES, KNITTED BLOUSES TRICOTEES							
	QTY. METRIC (NO) QUANT. METRIQUE (NOMB)	5,568,578	5,227,813	5,298,021	4,703,359	-6		
	QTY. IMPERIAL (NO) QUANT. IMPERIALE (NOMB)	5,568,578	5,227,813	5,298,021	4,703,359	-6		
	VALUE (\$000) VALEUR (\$000)	15,686	17,612	20,378	18,175	5	HONG KONG HONG-KONG	26
78414-12	BLOUSES & SHIRTS, WOMENS, COTTON, KNIT BLOUSES ET CHEMISIERS DE FEMMES, EN TRICOT DE COTON							
	QTY. METRIC (NO) QUANT. METRIQUE (NOMB)	490,867	541,036	889,196	820,559	18		
	QTY. IMPERIAL (NO) QUANT. IMPERIALE (NOMB)	490,867	541,036	889,196	820,559	18		
	VALUE (\$000) VALEUR (\$000)	2,377	2,608	4,501	4,313	22	HONG KONG HONG-KONG	52
78414-18	BLOUSES & SHIRTS, WOMENS, POLY/COT, KNIT BLOUSES ET CHEMISIERS DE FEMMES, EN TRICOT DE POLY/COT							
	QTY. METRIC (NO) QUANT. METRIQUE (NOMB)	2,327,001	2,823,670	2,180,964	2,176,480	-2		
	QTY. IMPERIAL (NO) QUANT. IMPERIALE (NOMB)	2,327,001	2,823,670	2,180,964	2,176,480	-2		
	VALUE (\$000) VALEUR (\$000)	6,462	9,286	8,260	7,477	5	TAIWAN TAIWAN	46
78440	SWEATERS CARDS MENS BOYS KNITD WOOL CHANDAILS CARDIGANS, HOMMES, LAINE							
	QTY. METRIC (NO) QUANT. METRIQUE (NOMB)	2,476,423	3,237,438	4,030,729	3,662,150	14		
	QTY. IMPERIAL (NO) QUANT. IMPERIALE (NOMB)	2,476,423	3,237,438	4,030,729	3,662,150	14		
	VALUE (\$000) VALEUR (\$000)	22,531	26,456	38,257	37,126	18	HONG KONG HONG-KONG	21
78440-20	SWEATERS, MENS, WOOL & WOOL BLENDS, KNIT CHANDAILS, HOMMES, EN TRICOT DE LAINE ET MEL. DE LAINES							
	QTY. METRIC (NO) QUANT. METRIQUE (NOMB)	2,409,079	3,183,341	4,005,914	3,618,226	14		
	QTY. IMPERIAL (NO) QUANT. IMPERIALE (NOMB)	2,409,079	3,183,341	4,005,914	3,618,226	14		
	VALUE (\$000) VALEUR (\$000)	22,093	26,017	38,009	36,838	18	HONG KONG HONG-KONG	21
78441	SWEATERS CARDS WOMEN GIRL KNIT WOOL CHANDAILS CARDIGANS, FEMMES, LAINE							
	QTY. METRIC (NO) QUANT. METRIQUE (NOMB)	3,243,610	6,303,453	8,203,879	6,418,326	25		
	QTY. IMPERIAL (NO) QUANT. IMPERIALE (NOMB)	3,243,610	6,303,453	8,203,879	6,418,326	25		
	VALUE (\$000) VALEUR (\$000)	34,724	59,010	92,200	74,822	29	HONG KONG HONG-KONG	44

## IMPORT DATA TRENDS - TENDANCES DES DONNEES SUR L'IMPORTATION

## SECTION 3 - END PRODUCTS, INEDIBLE

## SECTION 3 - PRODUITS FINIS, NON COMESTIBLES

CODE	COMMOITY MARCHANDISE	1982	1983	1984	1985	AVE. ANNUAL GROWTH RATE (%) 1982-1985 TAUX DE CROISSANCE ANNUEL MOYEN	MAJOR COUNTRY OF EXPORT - SHARE OF IMPORT MARKET (%) 1985 PAYS EXPORTATEUR PRINCIPAL - PART DU MARCHE DES IMPORTATIONS
						25	HONG KONG HONG-KONG
78441-20	SWEATERS, WOMENS, WOOL & WOOL BLENDS, KNIT CHANOAILS, FEMMES, EN TRICOT DE LAINE ET MEL. DE LAINES						
	QTY. METRIC (NO) QUANT. METRIQUE (NOMB)	3,197,025	6,210,761	8,115,667	6,333,052	25	
	QTY. IMPERIAL (NO) QUANT. IMPERIALE (NOMB)	3,197,025	6,210,761	8,115,667	6,333,052	25	
	VALUE (\$000) VALEUR (\$000)	34,405	58,406	91,434	73,994	29	HONG KONG HONG-KONG
78442	SWEATERS CAROG CHILORENS KNIT WOOL CHANOAILS CAROIGANS, ENFANTS, LAINE						
	QTY. METRIC (NO) QUANT. METRIQUE (NOMB)	25,566	47,285	30,821	32,547	8	
	QTY. IMPERIAL (NO) QUANT. IMPERIALE (NOMB)	25,566	47,285	30,821	32,547	8	
	VALUE (\$000) VALEUR (\$000)	149	287	246	355	33	FRANCE FRANCE
78443	SWEATERS CAROG MEN BOY KNIT ACRYLIC CHANOAILS CARDIGANS HOMME ACRYLIQUE						
	QTY. METRIC (NO) QUANT. METRIQUE (NOMB)	2,756,403	2,498,409	2,583,281	2,978,613	3	
	QTY. IMPERIAL (NO) QUANT. IMPERIALE (NOMB)	2,756,403	2,498,409	2,583,281	2,978,613	3	
	VALUE (\$000) VALEUR (\$000)	11,512	10,876	11,961	15,341	10	KOREA, SOUTH COREE DU SUD
78443-20	SWEATERS, MENS, ACRYLIC, KNIT CHANOAILS, HOMMES, EN TRICOT FIBRES ACRYLIQUES						
	QTY. METRIC (NO) QUANT. METRIQUE (NOMB)	2,226,532	2,051,499	2,097,189	2,390,935	2	
	QTY. IMPERIAL (NO) QUANT. IMPERIALE (NOMB)	2,226,532	2,051,499	2,097,189	2,390,935	2	
	VALUE (\$000) VALEUR (\$000)	9,975	9,629	10,588	13,516	11	KOREA, SOUTH COREE DU SUD
78444	SWEATERS WOMENS GIRLS KNITO ACRYLIC CHANOAILS CARDIGANS FEMME ACRYLIQUE						
	QTY. METRIC (NO) QUANT. METRIQUE (NOMB)	7,847,329	9,329,585	7,156,362	10,694,938	11	
	QTY. IMPERIAL (NO) QUANT. IMPERIALE (NOMB)	7,847,329	9,329,585	7,156,362	10,694,938	11	
	VALUE (\$000) VALEUR (\$000)	38,625	42,360	38,906	57,411	14	KOREA, SOUTH COREE DU SUD
78444-20	SWEATERS, WOMENS, ACRYLIC, KNIT CHANOAILS, FEMMES, EN TRICOT FIBRES ACRYLIQUES						
	QTY. METRIC (NO) QUANT. METRIQUE (NOMB)	7,014,168	8,525,896	6,233,841	9,886,272	12	
	QTY. IMPERIAL (NO) QUANT. IMPERIALE (NOMB)	7,014,168	8,525,896	6,233,841	9,886,272	12	
	VALUE (\$000) VALEUR (\$000)	35,562	39,705	35,162	54,545	15	KOREA, SOUTH COREE DU SUD
78445	SWEATERS CHILD INFANT KNITO ACRYLIC CHANOAILS CARDIGAN ENFANT ACRYLIQUE						
	QTY. METRIC (NO) QUANT. METRIQUE (NOMB)	1,129,012	1,429,748	1,116,515	1,482,092	9	

## IMPORT DATA TRENDS - TENDANCES DES DONNEES SUR L'IMPORTATION

## SECTION 3 - END PRODUCTS, INEDIBLE

## SECTION 3 - PRODUITS FINIS, NON COMESTIBLES

CODE	COMMODITY MARCHANDISE	1982	1983	1984	AVE. ANNUAL GROWTH RATE (%) 1982-1985 TAUX DE CROISSANCE 1985 ANNUEL MOYEN		MAJOR COUNTRY OF EXPORT - SHARE OF IMPORT MARKET (%) 1985 PAYS EXPORTATEUR PRINCIPAL - PART DU MARCHE DES IMPORTATIONS	
78445	SWEATERS CHILD INFANT KNITD ACRYLIC CHANDAILS CARDIGAN ENFANT ACRYLIQUE			(CONT-D) (SUITE)				
	QTY. IMPERIAL (NO) QUANT. IMPERIALE (NOMB)	1,129,012	1,429,748	1,116,515	1,482,092	9		
	VALUE (\$000) VALEUR (\$000)	2,389	3,059	2,863	3,825	17	PEOPLE R CHINA REP. POP. CHINE	36
78446	SWEATERS MENS BOYS KNIT M-M FIB NES CHANDAILS HOMMES TRIC. ARTIFIC. NDA							
	QTY. METRIC (NO) QUANT. METRIQUE (NOMB)	181,966	101,675	83,811	111,070	-15		
	QTY. IMPERIAL (NO) QUANT. IMPERIALE (NOMB)	181,966	101,675	83,811	111,070	-15		
	VALUE (\$000) VALEUR (\$000)	412	256	236	300	-10	UNITED STATES ETATS-UNIS	49
78447	SWEATERS WOMEN GIRL KNT M-M FIB NES CHANDAILS FEMMES TRIC. ARTIFIC. NDA							
	QTY. METRIC (NO) QUANT. METRIQUE (NOMB)	379,993	229,893	173,345	198,724	-19		
	QTY. IMPERIAL (NO) QUANT. IMPERIALE (NOMB)	379,993	229,893	173,345	198,724	-19		
	VALUE (\$000) VALEUR (\$000)	1,401	1,151	947	1,434	1	TAIWAN TAIWAN	33
78448	SWEATERS CHILDRENS KNIT M-M FIB NES CHANDAILS ENFANT TRIC. ARTIFIC. NDA							
	QTY. METRIC (NO) QUANT. METRIQUE (NOMB)	29,582	13,898	13,668	27,306	-3		
	QTY. IMPERIAL (NO) QUANT. IMPERIALE (NOMB)	29,582	13,898	13,668	27,306	-3		
	VALUE (\$000) VALEUR (\$000)	59	32	33	55	-2	FRANCE FRANCE	47
78449	SWEATERS & CARDIGANS, KNITTED N E S CHANDAILS ET CARDIGANS TRICOTES NDA							
	QTY. METRIC (NO) QUANT. METRIQUE (NOMB)	5,040,571	4,837,734	6,347,981	7,005,362	11		
	QTY. IMPERIAL (NO) QUANT. IMPERIALE (NOMB)	5,040,571	4,837,734	6,347,981	7,005,362	11		
	VALUE (\$000) VALEUR (\$000)	30,671	32,392	53,352	61,633	26	HONG KONG HONG-KONG	33
78449-20	SWEATERS, M/B, COTTON, KNIT CHANDAILS, H/G, EN TRICOT DE COTON							
	QTY. METRIC (NO) QUANT. METRIQUE (NOMB)	224,039	338,997	554,612	478,377	29		
	QTY. IMPERIAL (NO) QUANT. IMPERIALE (NOMB)	224,039	338,997	554,612	478,377	29		
	VALUE (\$000) VALEUR (\$000)	1,546	2,571	4,496	5,759	54	HONG KONG HONG-KONG	46
78449-29	SWEATERS, M/B, NES, KNIT CHANDAILS, H/G, EN TRICOT NDA							
	QTY. METRIC (NO) QUANT. METRIQUE (NOMB)	471,541	306,718	486,881	567,480	6		
	QTY. IMPERIAL (NO) QUANT. IMPERIALE (NOMB)	471,541	306,718	486,881	567,480	6		

SEE EXPLANATORY NOTES / VOIR NOTES EXPLICATIVES



## IMPDRT DATA TRENDS - TENDANCES DES DONNEES SUR L'IMPORTATION

## SECTION 3 - END PRODUCTS, INEDIBLE

## SECTION 3 - PRODUITS FINIS, NON COMESTIBLES

CODE	COMMODITY MARCHANDISE		1982	1983	1984	AVE. ANNUAL GROWTH RATE (%) 1982-1985		MAJOR COUNTRY OF EXPORT - SHARE OF IMPDRT MARKET (%) 1985	
						1985	ANNUEL MOYEN	TAIWAN	TAIWAN
78449-29	SWEATERS, M/B, NES, KNIT CHANDAILS, H/G, EN TRICOT NDA				(CONT-D) (SUITE)				
	VALUE (\$000)	3,616	2,369	4,163	4,712	9	TAIWAN	33	
	VALEUR (\$000)						TAIWAN		
78449-30	SWEATERS, W/G, COTTON, KNIT CHANDAILS, F/F, EN TRICOT DE COTON								
	QTY. METRIC (NO)	525,605	739,107	1,082,597	1,580,997	44			
	QUANT. METRIQUE (NOMB)								
	QTY. IMPERIAL (NO)	525,605	739,107	1,082,597	1,580,997	44			
	QUANT. IMPERIALE (NOMB)								
	VALUE (\$000)	3,252	5,684	9,932	14,861	65	HONG KONG	52	
	VALEUR (\$000)						HONG-KONG		
78449-35	SWEATERS, W/G, COTTON/M-M FIB BLENDS, KNIT CHANDAILS, F/F, EN TRICOT DE COTON ET MEL. DE FIB. CHIM.								
	QTY. METRIC (NO)	976,120	746,301	699,879	930,581	-2			
	QUANT. METRIQUE (NOMB)								
	QTY. IMPERIAL (NO)	976,120	746,301	699,879	930,581	-2			
	QUANT. IMPERIALE (NOMB)								
	VALUE (\$000)	4,002	4,041	4,897	6,891	20	TAIWAN	22	
	VALEUR (\$000)						TAIWAN		
78449-39	SWEATERS, W/G, NES, KNIT CHANDAILS, F/F, EN TRICOT, NDA								
	QTY. METRIC (NO)	2,484,878	2,293,928	3,085,235	2,912,612	5			
	QUANT. METRIQUE (NOMB)								
	QTY. IMPERIAL (NO)	2,484,878	2,293,928	3,085,235	2,912,612	5			
	QUANT. IMPERIALE (NOMB)								
	VALUE (\$000)	16,638	15,873	27,562	26,654	17	TAIWAN	39	
	VALEUR (\$000)						TAIWAN		
78451	SHORTS, OUTERWEAR, KNITTED SHORTS DE DESSUS, TRICOTES								
	QTY. METRIC (NO)	1,413,486	660,058	1,233,054	632,594	-23			
	QUANT. METRIQUE (NOMB)								
	QTY. IMPERIAL (NO)	1,413,486	660,058	1,233,054	632,594	-23			
	QUANT. IMPERIALE (NOMB)								
	VALUE (\$000)	2,853	1,856	2,597	1,798	-14	TAIWAN	24	
	VALEUR (\$000)						TAIWAN		
78452	PANTS SLACKS, WOMEN GIRL CHILD KNIT PANTALONS, FEMMES ENFANTS, TRICOTES								
	QTY. METRIC (NO)	764,572	719,868	482,438	827,460	3			
	QUANT. METRIQUE (NOMB)								
	QTY. IMPERIAL (NO)	764,572	719,868	482,438	827,460	3			
	QUANT. IMPERIALE (NOMB)								
	VALUE (\$000)	3,001	3,368	3,679	6,225	27	TAIWAN	31	
	VALEUR (\$000)						TAIWAN		
78464	SUITS, KNITTED ENSEMBLES TRICOTES								
	QTY. METRIC (NO)	642,109	855,166	1,065,245	1,477,148	32			
	QUANT. METRIQUE (NOMB)								
	QTY. IMPERIAL (NO)	642,109	855,166	1,065,245	1,477,148	32			
	QUANT. IMPERIALE (NOMB)								
	VALUE (\$000)	5,286	7,533	9,259	12,536	33	TAIWAN	45	
	VALEUR (\$000)						TAIWAN		

## IMPORT DATA TRENDS - TENDANCES DES DONNEES SUR L'IMPORTATION

## SECTION 3 - END PRODUCTS, INEDIBLE

## SECTION 3 - PRODUITS FINIS, NON COMESTIBLES

CODE	COMMODITY MARCHANDISE	1982	1983	1984	AVE. ANNUAL GROWTH RATE (%) 1982-1985 TAUX DE CROISSANCE ANNUEL MOYEN		MAJOR COUNTRY OF EXPORT - SHARE OF IMPORT MARKET (%) 1985 PAYS EXPORTATEUR PRINCIPAL - PART DU MARCHE DES IMPORTATIONS		
					1985	1985			
78463-36	SUITS, LEISURE, WOMENS, POLYESTER/COTTON KNIT TENUE DE DETENTE, FEMMES, EN TRICOT DE POLYESTER-COTON								
	QTY. METRIC (NO) QUANT. METRIQUE (NOMB)	59,589	168,203	247,597	380,868	84			
	QTY. IMPERIAL (NO) QUANT. IMPERIALE (NOMB)	59,589	168,203	247,597	380,868	84			
	VALUE (\$000) VALEUR (\$000)	480	1,396	3,014	4,042	102	TAIWAN TAIWAN		83
78466	DRESSES, KNITTED, WOOL ROBES DE LAINE, TRICOTEES								
	QTY. METRIC (NO) QUANT. METRIQUE (NOMB)	86,615	178,227	235,699	135,670	16			
	QTY. IMPERIAL (NO) QUANT. IMPERIALE (NOMB)	86,615	178,227	235,699	135,670	16			
	VALUE (\$000) VALEUR (\$000)	2,417	4,272	6,262	4,064	19	HONG KONG HONG-KONG		58
78466-30	DRESSES, WOMENS, WOOL & WOOL BLENDS, KNIT ROBES, FEMMES, EN TRICOT DE LAINE ET MEL. DE LAINES								
	QTY. METRIC (NO) QUANT. METRIQUE (NOMB)	83,902	173,892	230,893	132,571	16			
	QTY. IMPERIAL (NO) QUANT. IMPERIALE (NOMB)	83,902	173,892	230,893	132,571	16			
	VALUE (\$000) VALEUR (\$000)	2,378	4,216	6,184	4,011	19	HONG KONG HONG-KONG		58
78468	DRESSES, KNITTED NE S ROBES N D A, TRICOTEES								
	QTY. METRIC (NO) QUANT. METRIQUE (NOMB)	561,131	1,088,561	1,477,278	1,168,502	27			
	QTY. IMPERIAL (NO) QUANT. IMPERIALE (NOMB)	561,131	1,088,561	1,477,278	1,168,502	27			
	VALUE (\$000) VALEUR (\$000)	8,065	11,024	13,671	10,598	9	HONG KONG HONG-KONG		23
78473	PANTS AND SLACKS, MEN'S DOUBLE-KNIT PANTALONS HOMMES MAILLES COMPLEXES								
	QTY. METRIC (NO) QUANT. METRIQUE (NOMB)	38,977	6,109	707	3,182	-57			
	QTY. IMPERIAL (NO) QUANT. IMPERIALE (NOMB)	38,977	6,109	707	3,182	-57			
	VALUE (\$000) VALEUR (\$000)	220	27	5	17	-57	KOREA, SOUTH COREE DU SUD		62
78474	PANTS AND SLACKS, BOYS' DOUBLE-KNIT PANTALONS GARCONS MAILLES COMPLEXES								
	QTY. METRIC (NO) QUANT. METRIQUE (NOMB)	5,945	23	0	2,078	-29			
	QTY. IMPERIAL (NO) QUANT. IMPERIALE (NOMB)	5,945	23	0	2,078	-29			
	VALUE (\$000) VALEUR (\$000)	19	0	0	8	-25	TAIWAN TAIWAN		100

## IMPORT DATA TRENDS - TENDANCES DES DONNEES SUR L'IMPORTATION

## SECTION 3 - END PRODUCTS, INEDIBLE

## SECTION 3 - PRODUITS FINIS, NON COMESTIBLES

CODE	COMMODITY MARCHANDISE		1982	1983	1984	AVE. ANNUAL GROWTH RATE (%) 1982-1985		MAJDR COUNTRY OF EXPORT - SHARE OF IMPDRT MARKET (%) 1985	
						1985	ANNUEL MOYEN	PAYS EXPDRTATEUR PRINCIPAL - PART DU MARCHE DES IMPORTATIONS	
78480	PANTS AND SLACKS, MEN'S KNITTED NES PANTALONS, D'HOMMES, TRICOTES NDA								
	QTY. METRIC (NO) QUANT. METRIQUE (NOMB)		329,321	226,324	228,520	245,923	-9		
	QTY. IMPERIAL (NO) QUANT. IMPERIALE (NOMB)		329,321	226,324	228,520	245,923	-9		
	VALUE (\$000) VALEUR (\$000)		1,351	1,301	1,614	1,707	8	TAIWAN TAIWAN	58
78481	PANTS AND SLACKS, BOYS' KNITTED NES PANTALONS, DE GARCONS, TRICOTES NDA								
	QTY. METRIC (NO) QUANT. METRIQUE (NOMB)		60,923	72,133	58,575	60,220	0		
	QTY. IMPERIAL (NO) QUANT. IMPERIALE (NOMB)		60,923	72,133	58,575	60,220	0		
	VALUE (\$000) VALEUR (\$000)		200	271	277	202	0	POLAND POLOGNE	57
78482	T-SHIRTS, KNITTED, COTTON GILETS DE COTON, TRICOTES								
	QTY. METRIC (NO) QUANT. METRIQUE (NOMB)		4,172,857	4,080,347	6,077,342	5,032,954	6		
	QTY. IMPERIAL (NO) QUANT. IMPERIALE (NOMB)		4,172,857	4,080,347	6,077,342	5,032,954	6		
	VALUE (\$000) VALEUR (\$000)		8,626	11,945	15,664	13,215	15	HONG KONG HONG-KONG	45
78482-20	T-SHIRTS, MENS, COTTON, KNIT TEE-SHIRTS, HOMMES, EN TRICOT DE COTON								
	QTY. METRIC (NO) QUANT. METRIQUE (NOMB)		1,060,330	1,497,886	1,947,760	1,615,635	15		
	QTY. IMPERIAL (NO) QUANT. IMPERIALE (NOMB)		1,060,330	1,497,886	1,947,760	1,615,635	15		
	VALUE (\$000) VALEUR (\$000)		2,251	3,430	4,293	3,760	18	HONG KONG HONG-KONG	30
78482-40	T-SHIRTS, WOMENS, COTTON, KNIT TEE-SHIRTS, FEMMES, EN TRICOT DE COTON								
	QTY. METRIC (NO) QUANT. METRIQUE (NOMB)		1,682,509	1,957,840	3,456,199	2,473,612	14		
	QTY. IMPERIAL (NO) QUANT. IMPERIALE (NOMB)		1,682,509	1,957,840	3,456,199	2,473,612	14		
	VALUE (\$000) VALEUR (\$000)		4,907	7,338	10,454	8,233	19	HONG KONG HONG-KONG	56
78485	SHIRTS, SWEATSHIRTS, KNIT, COT. NES CHEMISES & MAILLOTS TRIC. COTON NDA								
	QTY. METRIC (NO) QUANT. METRIQUE (NOMB)		1,309,441	1,160,397	1,325,553	1,383,457	2		
	QTY. IMPERIAL (NO) QUANT. IMPERIALE (NOMB)		1,309,441	1,160,397	1,325,553	1,383,457	2		
	VALUE (\$000) VALEUR (\$000)		7,457	7,467	10,522	10,353	11	HONG KONG HONG-KONG	34
78485-19	SHIRTS, MENS, COTTON NES, KNIT CHEMISES, HOMMES, EN TRICOT DE COTON NDA								
	QTY. METRIC (NO) QUANT. METRIQUE (NOMB)		940,662	902,405	1,053,500	951,863	0		
	QTY. IMPERIAL (NO) QUANT. IMPERIALE (NOMB)		940,662	902,405	1,053,500	951,863	0		

## IMPORT DATA TRENDS - TENDANCES DES DONNEES SUR L'IMPORTATION

## SECTION 3 - END PRODUCTS, INEDIBLE

## SECTION 3 - PRODUITS FINIS, NON COMESTIBLES

CODE	COMMODITY MARCHANDISE	1982	1983	1984	AVE. ANNUAL GROWTH RATE (%) 1982-1985 TAUX DE CROISSANCE 1985 ANNUEL MOYEN		MAJOR COUNTRY OF EXPORT - SHARE OF IMPORT MARKET (%) 1985 PAYS EXPORTATEUR PRINCIPAL - PART DU MARCHE DES IMPORTATIONS	
					1985	ANNUEL MOYEN		
78485-19	SHIRTS, MENS, COTTON NES, KNIT CHEMISES, HOMMES, EN TRICOT DE COTON NDA			(CONT-D) (SUITE)				
	VALUE (\$000) VALEUR (\$000)	6,021	5,950	8,606	7,125	8	HONG KONG HONG-KONG	29
<b>78489</b>	<b>SHIRTS &amp; SWEATSHIRTS, KNITTED N E S CHEMISES ET MAILLOTS TRICOTES N D A</b>							
	QTY. METRIC (NO) QUANT. METRIQUE (NOMB)	7,550,707	10,644,490	12,392,402	13,294,171	21		
	QTY. IMPERIAL (NO) QUANT. IMPERIALE (NOMB)	7,550,707	10,644,490	12,392,402	13,294,171	21		
	VALUE (\$000) VALEUR (\$000)	27,911	40,484	52,775	56,212	26	TAIWAN TAIWAN	54
<b>78488-14</b>	<b>SHIRTS, MENS, POLY/CDT, KNIT, EXC SWEATSHIRTS CHEMISES, HOMMES, EN TRIC DE POLY-COT SF BLOUSON D'ENTRAI</b>							
	QTY. METRIC (NO) QUANT. METRIQUE (NOMB)	2,429,936	3,500,131	5,690,620	4,855,998	26		
	QTY. IMPERIAL (NO) QUANT. IMPERIALE (NOMB)	2,429,936	3,500,131	5,690,620	4,855,998	26		
	VALUE (\$000) VALEUR (\$000)	9,724	14,025	25,139	19,789	27	TAIWAN TAIWAN	36
<b>78488-34</b>	<b>SWEATSHIRTS, MENS, POLYESTER/COTTON, KNIT BLOUSONS D'ENTRAINEMENT, HOMMES, EN TRICOT DE POLY-COT.</b>							
	QTY. METRIC (NO) QUANT. METRIQUE (NOMB)	353,095	1,025,115	1,058,342	2,110,525	80		
	QTY. IMPERIAL (NO) QUANT. IMPERIALE (NOMB)	353,095	1,025,115	1,058,342	2,110,525	80		
	VALUE (\$000) VALEUR (\$000)	1,898	4,965	5,764	11,192	80	TAIWAN TAIWAN	79
<b>78488-54</b>	<b>SWEATSHIRTS, WOMENS, POLYESTER/COTTON, KNIT BLOUSONS D'ENTRAINEMENT, FEMMES, EN TRICOT DE POLY-COT</b>							
	QTY. METRIC (NO) QUANT. METRIQUE (NOMB)	772,055	1,645,419	942,942	1,881,097	34		
	QTY. IMPERIAL (NO) QUANT. IMPERIALE (NOMB)	772,055	1,645,419	942,942	1,881,097	34		
	VALUE (\$000) VALEUR (\$000)	3,496	7,530	5,372	9,367	38	TAIWAN TAIWAN	82
<b>78493</b>	<b>SHORTS SET OUTERWEAR WOMEN GIRL KNT ENSEMBLES DE SHORTS DE DESSUS FEMME</b>							
	QTY. METRIC (NO) QUANT. METRIQUE (NOMB)	636,662	472,632	623,903	1,010,340	17		
	QTY. IMPERIAL (NO) QUANT. IMPERIALE (NOMB)	636,662	472,632	623,903	1,010,340	17		
	VALUE (\$000) VALEUR (\$000)	1,938	1,394	1,781	2,863	14	THAILAND THAILANDE	38
<b>78497</b>	<b>OUTERWEAR CHILD INFANT KNITTED NES VETEMENT DE DESSUS ENFANT TRIC. NDA</b>							
	QTY. METRIC (NO) QUANT. METRIQUE (NOMB)	2,537,312	3,993,993	4,581,562	6,102,070	33		
	QTY. IMPERIAL (NO) QUANT. IMPERIALE (NOMB)	2,537,312	3,993,993	4,581,562	6,102,070	33		
	VALUE (\$000) VALEUR (\$000)	6,047	10,730	13,886	15,662	37	PEOPLE R CHINA REP. POP. CHINE	15

## IMPORT DATA TRENDS - TENDANCES DES DONNEES SUR L'IMPORTATION

## SECTION 3 - END PRODUCTS, INEDIBLE

## SECTION 3 - PRODUITS FINIS, NON COMESTIBLES

CODE	COMMODITY MARCHANDISE	1982	1983	1984	AVE. ANNUAL GROWTH RATE (%) 1982-1985		MAJOR COUNTRY OF EXPORT - SHARE OF IMPORT MARKET (%) 1985	
					TAUX DE CROISSANCE ANNUEL MOYEN	PAYS EXPORTATEUR PRINCIPAL - PART DU MARCHE DES IMPORTATIONS		
78490-62	TRACK SUITS, CHILDRENS, KNIT TENUE D'ATHLETISME, ENFANTS, EN TRICOT							
	QTY. METRIC (NO) QUANT. METRIQUE (NOMB)	294.910	1.115.860	1.377.707	1.109.776	55		
	QTY. IMPERIAL (NO) QUANT. IMPERIALE (NOMB)	294.910	1.115.860	1.377.707	1.109.776	55		
	VALUE (\$000) VALEUR (\$000)	896	2.839	3.744	3.580	58	PEOPLE R CHINA REP. POP. CHINE	53
78499	OUTERWEAR, KNITTED N E S VETEMENTS DE DESSUS TRICOTES N D A							
	QTY. METRIC (NO) QUANT. METRIQUE (NOMB)	22.470.441	30.864.186	37.248.791	32.866.232	13		
	QTY. IMPERIAL (NO) QUANT. IMPERIALE (NOMB)	22.470.441	30.864.186	37.248.791	32.866.232	13		
	VALUE (\$000) VALEUR (\$000)	66.208	98.460	125.131	108.011	17	TAIWAN TAIWAN	32
78495-12	TRACK SUITS, MENS/BOYS, KNIT TENUE D'ATHLETISME, H/G, EN TRICOT							
	QTY. METRIC (NO) QUANT. METRIQUE (NOMB)	548.538	1.795.328	2.361.448	1.511.903	40		
	QTY. IMPERIAL (NO) QUANT. IMPERIALE (NOMB)	548.538	1.795.328	2.361.448	1.511.903	40		
	VALUE (\$000) VALEUR (\$000)	4.096	10.936	14.549	10.423	36	PEOPLE R CHINA REP. POP. CHINE	53
78495-14	TRACK SUITS, WOMENS/GIRLS, KNIT TENUE D'ATHLETISME, F/F, EN TRICOT							
	QTY. METRIC (NO) QUANT. METRIQUE (NOMB)	308.612	1.233.832	1.098.243	1.052.596	50		
	QTY. IMPERIAL (NO) QUANT. IMPERIALE (NOMB)	308.612	1.233.832	1.098.243	1.052.596	50		
	VALUE (\$000) VALEUR (\$000)	2.021	6.910	7.148	7.441	54	TAIWAN TAIWAN	38
78495-19	ATHLETIC CLOTHING NES, KNIT EXC CHILDREN VETEMENTS D'ATHLETISME, EN TRICOT NDA SAUF POUR ENFANTS							
	QTY. METRIC (NO) QUANT. METRIQUE (NOMB)	490.577	913.765	1.266.643	1.006.763	27		
	QTY. IMPERIAL (NO) QUANT. IMPERIALE (NOMB)	490.577	913.765	1.266.643	1.006.763	27		
	VALUE (\$000) VALEUR (\$000)	3.373	6.006	8.641	8.952	38	TAIWAN TAIWAN	39
78498-19	T-SHIRTS, MENS, NES, KNIT TEE-SHIRTS, HOMMES, EN TRICOT, NDA							
	QTY. METRIC (NO) QUANT. METRIQUE (NOMB)	2.565.637	3.912.198	5.667.224	5.359.264	28		
	QTY. IMPERIAL (NO) QUANT. IMPERIALE (NOMB)	2.565.637	3.912.198	5.667.224	5.359.264	28		
	VALUE (\$000) VALEUR (\$000)	8.063	11.916	18.082	15.161	23	TAIWAN TAIWAN	32
78498-29	T-SHIRTS, BOYS, NES, KNIT TEE-SHIRTS, GARCONNETS, EN TRICOT, NDA							
	QTY. METRIC (NO) QUANT. METRIQUE (NOMB)	707.861	1.110.413	1.882.920	1.534.400	29		
	QTY. IMPERIAL (NO) QUANT. IMPERIALE (NOMB)	707.861	1.110.413	1.882.920	1.534.400	29		
	VALUE (\$000) VALEUR (\$000)	1.342	2.255	4.143	3.035	31	TAIWAN TAIWAN	37

SEE EXPLANATORY NOTES / VOIR NOTES EXPLICATIVES

## IMPORT DATA TRENDS - TENDANCES DES DONNEES SUR L'IMPORTATION

## SECTION 3 - END PRODUCTS, INEDIBLE

## SECTION 3 - PRODUITS FINIS, NON COMESTIBLES

CODE	COMMODITY MARCHANDISE	1982	1983	1984	AVE. ANNUAL GROWTH RATE (%) 1982-1985		MAJOR COUNTRY OF EXPORT - SHARE OF IMPORT MARKET (%) 1985	
					1985 ANNUEL MOYEN	TAUX DE CROISSANCE	PAYS EXPORTATEUR PRINCIPAL - PART DU MARCHE DES IMPORTATIONS	
78498-39	T-SHIRTS, WOMENS, NES, KNIT TEE-SHIRTS, FEMMES, EN TRICOT, NDA							
	QTY. METRIC (NO) QUANT. METRIQUE (NOMB)	8,750,395	10,921,855	13,347,078	10,055,065	5		
	QTY. IMPERIAL (NO) QUANT. IMPERIALE (NOMB)	8,750,395	10,921,855	13,347,078	10,055,065	5		
	VALUE (\$000) VALEUR (\$000)	20,771	27,459	35,850	26,795	9	TAIWAN TAIWAN	43
78498-59	T-SHIRTS, C/I, NES, KNIT TEE-SHIRTS, E/B, EN TRICOT, NDA							
	QTY. METRIC (NO) QUANT. METRIQUE (NOMB)	1,916,953	2,517,716	2,615,787	2,290,137	6		
	QTY. IMPERIAL (NO) QUANT. IMPERIALE (NOMB)	1,916,953	2,517,716	2,615,787	2,290,137	6		
	VALUE (\$000) VALEUR (\$000)	2,580	3,352	3,922	3,305	8	TAIWAN TAIWAN	22
78522	HOSIERY, MEN'S AND BOYS', WOOL CHAUSSETTES DE LAINE HOMMES GARCONS							
	QTY. METRIC (DZ PR) QUANT. METRIQUE (D PRE)	85,750	280,622	394,145	222,845	37		
	QTY. IMPERIAL (DZ PR) QUANT. IMPERIALE (D PRE)	85,750	280,622	394,145	222,845	37		
	VALUE (\$000) VALEUR (\$000)	1,091	2,196	3,371	3,070	41	UNITED KINGDOM ROYAUME-UNI	47
78524	HOSIERY, MENS & BOYS MAN-MADE FIBRE CHAUSSETTES, ARTIFIC. HOMME, GARCON							
	QTY. METRIC (DZ PR) QUANT. METRIQUE (D PRE)	287,586	245,381	185,995	142,562	-20		
	QTY. IMPERIAL (DZ PR) QUANT. IMPERIALE (D PRE)	287,586	245,381	185,995	142,562	-20		
	VALUE (\$000) VALEUR (\$000)	2,192	2,052	1,492	1,217	-17	UNITED STATES ETATS-UNIS	60
78525	HOSIERY, MEN'S AND BOYS' N E S CHAUSSETTES POUR HOMMES GARCONS NDA							
	QTY. METRIC (DZ PR) QUANT. METRIQUE (D PRE)	565,897	938,696	1,077,795	821,701	13		
	QTY. IMPERIAL (DZ PR) QUANT. IMPERIALE (D PRE)	565,897	938,696	1,077,795	821,701	13		
	VALUE (\$000) VALEUR (\$000)	4,370	6,896	8,228	6,825	16	UNITED STATES ETATS-UNIS	36
78535	HOSIERY, SEAMLESS OR FULL-FASHIONED BAS DE FEMMES SANS COUTURE FACONNES							
	QTY. METRIC (DZ PR) QUANT. METRIQUE (D PRE)	18,078	48,581	31,173	47,456	38		
	QTY. IMPERIAL (DZ PR) QUANT. IMPERIALE (D PRE)	18,078	48,581	31,173	47,456	38		
	VALUE (\$000) VALEUR (\$000)	252	609	426	665	38	UNITED STATES ETATS-UNIS	91

## IMPORT DATA TRENDS - TENDANCES DES DONNEES SUR L'IMPORTATION

## SECTION 3 - END PRODUCTS, INEDIBLE

## SECTION 3 - PRODUITS FINIS, NON COMESTIBLES

CODE	COMMODITY MARCHANDISE	1982	1983	1984	AVE. ANNUAL GROWTH RATE (%) 1982-1985 TAUX DE CROISSANCE 1985 ANNUEL MOYEN		MAJOR COUNTRY OF EXPORT - SHARE OF IMPORT MARKET (%) 1985 PAYS EXPORTATEUR PRINCIPAL - PART DU MARCHE DES IMPORTATIONS	
78537	PANTIE HOSE BAS-CULDTTE							
	QTY. METRIC (DZ PR) QUANT. METRIQUE (D PRE)	215,413	225,787	135,527	103,009	-22		
	QTY. IMPERIAL (DZ PR) QUANT. IMPERIALE (D PRE)	215,413	225,787	135,527	103,009	-22		
	VALUE (\$000) VALEUR (\$000)	3,070	3,043	2,137	1,675	-18	UNITED STATES ETATS-UNIS	61
78539	HOSIERY, WOMEN'S AND GIRLS' N E S BAS DE FEMMES ET DE FILLETES N D A							
	QTY. METRIC (DZ PR) QUANT. METRIQUE (D PRE)	694,305	789,912	971,783	1,052,883	15		
	QTY. IMPERIAL (DZ PR) QUANT. IMPERIALE (D PRE)	694,305	789,912	971,783	1,052,883	15		
	VALUE (\$000) VALEUR (\$000)	5,948	6,530	8,159	9,306	16	UNITED STATES ETATS-UNIS	37
78539-39	HOSIERY, WOMENS/GIRLS, NES BAS, F/F, NDA							
	QTY. METRIC (DZ PR) QUANT. METRIQUE (D PRE)	364,730	443,378	616,434	616,462	19		
	QTY. IMPERIAL (DZ PR) QUANT. IMPERIALE (D PRE)	364,730	443,378	616,434	616,462	19		
	VALUE (\$000) VALEUR (\$000)	2,918	3,336	4,753	5,017	20	UNITED STATES ETATS-UNIS	27
78549	HOSIERY, CHILDREN'S AND INFANTS' CHAUSSETTES D'ENFANTS ET DE BEBES							
	QTY. METRIC (DZ PR) QUANT. METRIQUE (D PRE)	388,752	430,773	375,279	362,933	-2		
	QTY. IMPERIAL (DZ PR) QUANT. IMPERIALE (D PRE)	388,752	430,773	375,279	362,933	-2		
	VALUE (\$000) VALEUR (\$000)	2,918	3,516	3,250	3,516	6	UNITED STATES ETATS-UNIS	76
78618	HATS, WOMEN'S AND GIRLS' CHAPEAUX POUR FEMMES ET FILLES							
	QTY. METRIC (DOZ) QUANT. METRIQUE (DDUZ)	119,139	174,828	202,528	237,234	25		
	QTY. IMPERIAL (DOZ) QUANT. IMPERIALE (DOUZ)	119,139	174,828	202,528	237,234	25		
	VALUE (\$000) VALEUR (\$000)	2,364	3,694	4,889	5,144	29	UNITED KINGDOM ROYAUME-UNI	21
78635	HATS, MEN'S AND BOYS' CHAPEAUX POUR HOMMES ET GARCONS							
	QTY. METRIC (DOZ) QUANT. METRIQUE (DOUZ)	227,821	195,473	242,217	168,663	-9		
	QTY. IMPERIAL (DOZ) QUANT. IMPERIALE (DOUZ)	227,821	195,473	242,217	168,663	-9		
	VALUE (\$000) VALEUR (\$000)	3,791	3,410	4,741	3,574	-2	UNITED STATES ETATS-UNIS	46

## IMPORT DATA TRENDS - TENDANCES DES DONNEES SUR L'IMPORTATION

## SECTION 3 - END PRODUCTS, INEDIBLE

## SECTION 3 - PRODUITS FINIS, NON COMESTIBLES

CODE	COMMODITY MARCHANDISE	1982	1983	1984	AVE. ANNUAL GROWTH RATE (%) 1982-1985 TAUX DE CROISSANCE 1985 ANNUEL MOYEN		MAJOR COUNTRY OF EXPORT - SHARE OF IMPORT MARKET (%) 1985 PAYS EXPORTATEUR PRINCIPAL - PART DU MARCHE DES IMPORTATIONS	
78639	HEADSQUARES AND KERCHIEFS CARRÉS DE TÊTE ET MOUTOIRS							
	QTY. METRIC (DOZ) QUANT. METRIQUE (DOUZ)	101,172	146,740	132,663	139,776	11		
	QTY. IMPERIAL (DOZ) QUANT. IMPERIALE (DOUZ)	101,172	146,740	132,663	139,776	11		
	VALUE (\$000) VALEUR (\$000)	1,112	1,460	1,514	1,402	8	ITALY ITALIE	51
78649	HEADWEAR N E S CHAPEAUX N D A							
	QTY. METRIC (DOZ) QUANT. METRIQUE (DOUZ)	1,253,375	1,055,296	2,165,378	2,481,111	25		
	QTY. IMPERIAL (DOZ) QUANT. IMPERIALE (DOUZ)	1,253,375	1,055,296	2,165,378	2,481,111	25		
	VALUE (\$000) VALEUR (\$000)	10,801	11,327	20,417	23,408	29	KOREA, SOUTH COREE DU SUD	48
78649-79	CAPS, MENS/BOYS, NES CASQUETTES, H/G, NDA							
	QTY. METRIC (DOZ) QUANT. METRIQUE (DOUZ)	577,276	636,985	1,333,981	1,465,912	36		
	QTY. IMPERIAL (DOZ) QUANT. IMPERIALE (DOUZ)	577,276	636,985	1,333,981	1,465,912	36		
	VALUE (\$000) VALEUR (\$000)	6,124	6,863	13,808	15,631	36	KDREA, SOUTH COREE DU SUD	68
78670	GLOVES AND MITTENS, COTTON GANTS ET MITAINES DE COTON							
	QTY. METRIC (DZ PR) QUANT. METRIQUE (D PRE)	35,032	67,533	105,270	132,213	55		
	QTY. IMPERIAL (DZ PR) QUANT. IMPERIALE (D PRE)	35,032	67,533	105,270	132,213	55		
	VALUE (\$000) VALEUR (\$000)	258	479	794	1,091	61	PEOPLE R CHINA REP. POP. CHINE	82
78674	GLOVES AND MITTENS, MAN-MADE FIBRE GANTS & MITAINES, FIBRE ARTIFICIEL							
	QTY. METRIC (DZ PR) QUANT. METRIQUE (D PRE)	738,096	693,489	829,347	937,661	8		
	QTY. IMPERIAL (DZ PR) QUANT. IMPERIALE (D PRE)	738,096	693,489	829,347	937,661	8		
	VALUE (\$000) VALEUR (\$000)	6,060	7,035	9,627	10,668	21	TAIWAN TAIWAN	30
78676	GLOVES AND MITTENS, WOOL GANTS ET MITAINES DE LAINE							
	QTY. METRIC (DZ PR) QUANT. METRIQUE (D PRE)	53,233	57,863	79,647	113,196	28		
	QTY. IMPERIAL (DZ PR) QUANT. IMPERIALE (D PRE)	53,233	57,863	79,647	113,196	28		
	VALUE (\$000) VALEUR (\$000)	1,241	1,303	1,888	2,416	25	PEOPLE R CHINA REP. POP. CHINE	46



## IMPORT DATA TRENDS - TENDANCES DES DONNEES SUR L'IMPORTATION

## SECTION 3 - END PRODUCTS, INEDIBLE

## SECTION 3 - PRODUITS FINIS, NON COMESTIBLES

CODE	COMMODITY MARCHANDISE	1982	1983	1984	AVE. ANNUAL GROWTH RATE (%) 1982-1985 TAUX DE CROISSANCE 1985 ANNUEL MOYEN		MAJOR COUNTRY OF EXPORT - SHARE OF IMPORT MARKET (%) 1985 PAYS EXPORTATEUR PRINCIPAL - PART DU MARCHE DES IMPORTATIONS	
78679	GLOVES AND MITTENS, TEXTILE N E S GANTS & MITAINES DE MAT TEXTILE NDA							
	QTY. METRIC (OZ PR) QUANT. METRIQUE (D PRE)	101,816	270,064	189,267	231,467	31		
	QTY. IMPERIAL (DZ PR) QUANT. IMPERIALE (D PRE)	101,816	270,064	189,267	231,467	31		
	VALUE (\$000) VALEUR (\$000)	2,029	4,506	2,670	3,862	24	PHILIPPINES PHILIPPINES	33
78680	GLOVES AND MITTENS, LEATHER GANTS ET MITAINES DE CUIR							
	QTY. METRIC (DZ PR) QUANT. METRIQUE (D PRE)	240,437	334,435	381,454	409,827	19		
	QTY. IMPERIAL (DZ PR) QUANT. IMPERIALE (D PRE)	240,437	334,435	381,454	409,827	19		
	VALUE (\$000) VALEUR (\$000)	17,497	22,647	27,316	29,469	19	KOREA, SOUTH COREE DU SUD	30
78680-29	GLOVES, MENS/BOYS, LEATHER, NES GANTS, H/G, EN CUIR, NDA							
	QTY. METRIC (DZ PR) QUANT. METRIQUE (D PRE)	109,890	164,020	180,512	206,415	23		
	QTY. IMPERIAL (DZ PR) QUANT. IMPERIALE (D PRE)	109,890	164,020	180,512	206,415	23		
	VALUE (\$000) VALEUR (\$000)	7,206	10,042	11,423	13,912	24	KOREA, SOUTH COREE DU SUD	40
78680-39	GLOVES, WOMENS/GIRLS, LEATHER, NES GANTS, F/F, EN CUIR, NDA							
	QTY. METRIC (OZ PR) QUANT. METRIQUE (D PRE)	77,877	106,238	137,844	132,319	19		
	QTY. IMPERIAL (OZ PR) QUANT. IMPERIALE (D PRE)	77,877	106,238	137,844	132,319	19		
	VALUE (\$000) VALEUR (\$000)	6,427	8,193	11,300	9,497	14	KOREA, SOUTH COREE DU SUD	25
78683	GLOVES AND MITTENS, PLASTIC GANTS ET MITAINES DE MAT. PLASTIQUE							
	QTY. METRIC (DZ PR) QUANT. METRIQUE (D PRE)	3,180,011	4,841,152	3,131,763	4,470,834	12		
	QTY. IMPERIAL (DZ PR) QUANT. IMPERIALE (D PRE)	3,180,011	4,841,152	3,131,763	4,470,834	12		
	VALUE (\$000) VALEUR (\$000)	6,261	7,187	7,268	9,189	14	UNITED STATES ETATS-UNIS	31
78683-20	GLOVES, DISPOSABLE, PLASTIC GANTS DE PLASTIQUE JETABLES							
	QTY. METRIC (OZ PR) QUANT. METRIQUE (D PRE)	2,926,076	4,520,809	2,726,736	4,041,214	11		
	QTY. IMPERIAL (OZ PR) QUANT. IMPERIALE (D PRE)	2,926,076	4,520,809	2,726,736	4,041,214	11		
	VALUE (\$000) VALEUR (\$000)	3,145	3,708	2,701	4,055	9	UNITED STATES ETATS-UNIS	59
78685	GLOVES, RUBBER GANTS DE CAOUTCHOUC							
	QTY. METRIC (DZ PR) QUANT. METRIQUE (D PRE)	1,715,148	1,716,777	3,829,861	4,018,795	32		
	QTY. IMPERIAL (DZ PR) QUANT. IMPERIALE (D PRE)	1,715,148	1,716,777	3,829,861	4,018,795	32		

SEE EXPLANATORY NOTES / VOIR NOTES EXPLICATIVES

## IMPORT DATA TRENDS - TENDANCES DES DONNEES SUR L'IMPORTATION

## SECTION 3 - END PRODUCTS, INEDIBLE

## SECTION 3 - PRODUITS FINIS, NON COMESTIBLES

CODE	COMMODITY MARCHANDISE	1982	1983	1984	AVE. ANNUAL GROWTH RATE (%) 1982-1985 TAUX DE CROISSANCE ANNUEL MOYEN		MAJOR COUNTRY OF EXPORT - SHARE OF IMPORT MARKET (%) 1985 PAYS EXPORTATEUR PRINCIPAL - PART DU MARCHE DES IMPORTATIONS	
					1985	ANNUEL MOYEN		
78685	GLOVES, RUBBER GANTS DE CAOUTCHOUC			(CONT-D) (SUITE)				
	VALUE (\$000) VALEUR (\$000)	7,821	8,054	10,404	11,114	12	UNITED STATES ETATS-UNIS	41
78685-20	GLOVES, RUBBER, INCL WORK GANTS DE CAOUTCHOUC, Y COMPRIS GANTS DE TRAVAIL							
	QTY. METRIC (DZ PR) QUANT. METRIQUE (D PRE)	1,680,980	1,705,004	3,816,266	3,980,991	33		
	QTY. IMPERIAL (DZ PR) QUANT. IMPERIALE (D PRE)	1,680,980	1,705,004	3,816,266	3,980,991	33		
	VALUE (\$000) VALEUR (\$000)	7,441	7,827	9,988	10,362	11	UNITED STATES ETATS-UNIS	39
78689	GLOVES, WORK & SPECIAL PURPOSE NES GANTS DE TRAVAIL & USAGES SPEC. NDA							
	QTY. METRIC (DZ PR) QUANT. METRIQUE (D PRE)	2,119,461	2,781,531	3,650,573	4,598,967	29		
	QTY. IMPERIAL (DZ PR) QUANT. IMPERIALE (D PRE)	2,119,461	2,781,531	3,650,573	4,598,967	29		
78689-20	GLOVES, WORK, WITH LEATHER PALMS GANTS DE TRAVAIL, PAUMES DE CUIR							
	VALUE (\$000) VALEUR (\$000)	15,799	18,626	28,339	35,508	31	HONG KONG HONG-KONG	42
	QTY. METRIC (DZ PR) QUANT. METRIQUE (D PRE)	584,477	804,522	1,096,240	1,166,086	26		
	QTY. IMPERIAL (DZ PR) QUANT. IMPERIALE (D PRE)	584,477	804,522	1,096,240	1,166,086	26		
78689-25	GLOVES, WORK/GARDENING, COTTON GANTS DE TRAVAIL ET DE JARDINAGE, EN COTON							
	VALUE (\$000) VALEUR (\$000)	6,288	7,438	11,714	13,601	29	HONG KONG HONG-KONG	57
	QTY. METRIC (DZ PR) QUANT. METRIQUE (D PRE)	781,581	1,073,832	1,252,621	1,563,312	26		
	QTY. IMPERIAL (DZ PR) QUANT. IMPERIALE (D PRE)	781,581	1,073,832	1,252,621	1,563,312	26		
	VALUE (\$000) VALEUR (\$000)	2,495	3,678	4,751	5,864	33	PEOPLE R CHINA REP. POP. CHINE	44
78809	FUR GOODS, APPAREL ARTICLES ET VETEMENTS DE FOURRURE							
	QTY. METRIC (NO) QUANT. METRIQUE (NOMB)	158,349	151,795	209,077	309,184	25		
	QTY. IMPERIAL (NO) QUANT. IMPERIALE (NOMB)	158,349	151,795	209,077	309,184	25		
78809-25	COATS, FUR MANTEAUX DE FOURRURE							
	VALUE (\$000) VALEUR (\$000)	9,735	12,199	19,889	26,276	39	KOREA, SOUTH COREE DU SUD	29
	QTY. METRIC (NO) QUANT. METRIQUE (NOMB)	7,310	6,181	16,180	24,433	49		
	QTY. IMPERIAL (NO) QUANT. IMPERIALE (NOMB)	7,310	6,181	16,190	24,433	49		
78809-31	JACKETS, FUR VESTES DE FOURRURE							
	VALUE (\$000) VALEUR (\$000)	3,019	4,595	10,318	17,435	78	KOREA, SOUTH COREE DU SUD	24
	QTY. METRIC (NO) QUANT. METRIQUE (NOMB)	107,700	134,007	128,941	81,336	-9		

SEE EXPLANATORY NOTES / VOIR NOTES EXPLICATIVES

## IMPORT DATA TRENDS - TENDANCES DES DONNEES SUR L'IMPORTATION

## SECTION 3 - END PRODUCTS, INEDIBLE

## SECTION 3 - PRODUITS FINIS, NON COMESTIBLES

CODE	COMMODITY MARCHANDISE	1982	1983	1984	AVE. ANNUAL GROWTH RATE (%) 1982-1985 TAUX DE CROISSANCE ANNUEL MOYEN		MAJOR COUNTRY OF EXPORT - SHARE OF IMPORT MARKET (%) 1985 PAYS EXPORTATEUR PRINCIPAL - PART DU MARCHE DES IMPORTATIONS	
					1985	ANNUEL MOYEN		
78809-31	JACKETS, FUR VESTES DE FOURRURE			(CONT-D) (SUITE)				
	QTY. IMPERIAL (NO) QUANT. IMPERIALE (NOMB)	107.700	134.007	128.941	81.336	-9		
	VALUE (\$000) VALEUR (\$000)	5.982	7.160	8.719	7.768	9	KOREA, SOUTH COREE DU SUD	43
78876	SAFETY HELMETS CASQUES DE SECURITE							
	QTY. METRIC (NO) QUANT. METRIQUE (NOMB)	325.823	422.486	389.783	383.111	6		
	QTY. IMPERIAL (NO) QUANT. IMPERIALE (NOMB)	325.823	422.486	389.783	383.111	6		
	VALUE (\$000) VALEUR (\$000)	6.792	9.275	10.162	9.664	12	UNITED STATES ETATS-UNIS	43
78876-50	HELMETS, CRASH CASQUES PROTECTEURS							
	QTY. METRIC (NO) QUANT. METRIQUE (NOMB)	158.067	196.007	184.193	160.983	1		
	QTY. IMPERIAL (NO) QUANT. IMPERIALE (NOMB)	158.067	196.007	184.193	160.983	1		
	VALUE (\$000) VALEUR (\$000)	4.737	6.895	7.178	6.610	12	JAPAN JAPON	54
78877	PARTS OF SAFETY HELMETS PIECES DE CASQUES DE SECURITE							
	VALUE (\$000) VALEUR (\$000)	3.402	3.266	3.570	4.706	11	UNITED STATES ETATS-UNIS	92
78899	MISCELLANEOUS APPAREL N E S VETEMENTS DIVERS N D A							
	VALUE (\$000) VALEUR (\$000)	8.156	8.966	10.988	12.225	14	UNITED STATES ETATS-UNIS	55
78899-19	SAFETY & SPECIALIZED CLOTHING NES VETEMENTS SPECIAUX ET DE SECURITE, NDA							
	VALUE (\$000) VALEUR (\$000)	2.977	3.582	3.767	4.425	14	UNITED STATES ETATS-UNIS	69
78902	HANDKERCHIEFS, COTTON MOUCHOIRS DE COTON							
	QTY. METRIC (DOZ) QUANT. METRIQUE (DOUZ)	480.914	400.716	552.932	337.427	-11		
	QTY. IMPERIAL (DOZ) QUANT. IMPERIALE (DOUZ)	480.914	400.716	552.932	337.427	-11		
	VALUE (\$000) VALEUR (\$000)	959	896	1.288	880	-3	PEOPLE R CHINA REP. POP. CHINE	55
78904	HANDKERCHIEFS, TEXTILE N E S MOUCHOIRS DE MATIERES TEXTILES NDA							
	QTY. METRIC (DOZ) QUANT. METRIQUE (DOUZ)	61.091	54.261	51.797	68.880	4		
	QTY. IMPERIAL (DOZ) QUANT. IMPERIALE (DOUZ)	61.091	54.261	51.797	68.880	4		
	VALUE (\$000) VALEUR (\$000)	322	517	629	935	42	ITALY ITALIE	75

## IMPORT DATA TRENDS - TENDANCES DES DONNEES SUR L'IMPORTATION

## SECTION 3 - END PRODUCTS, INEDIBLE

## SECTION 3 - PRODUITS FINIS, NON COMESTIBLES

CODE	COMMODITY MARCHANDISE	1982	1983	1984	AVE. ANNUAL GROWTH RATE (%) 1982-1985		MAJOR COUNTRY OF EXPORT - SHARE OF IMPORT MARKET (%) 1985	
					1985	ANNUEL MOYEN	PAYS EXPORTATEUR PRINCIPAL - PART DU MARCHE DES IMPORTATIONS	
78912	NECKTIES CRAVATES							
	QTY. METRIC (DOZ) QUANT. METRIQUE (DOUZ)	104,173	112,552	126,035	195,356	23		
	QTY. IMPERIAL (DOZ) QUANT. IMPERIALE (DOUZ)	104,173	112,552	126,035	195,356	23		
78912-70	NECKTIES, SILK CRAVATES DE SOIE						ITALY ITALIE	51
	VALUE (\$000) VALEUR (\$000)	2,783	3,878	5,164	6,831	34		
	QTY. METRIC (DOZ) QUANT. METRIQUE (DOUZ)	22,395	34,981	48,570	68,333	44		
	QTY. IMPERIAL (DOZ) QUANT. IMPERIALE (DOUZ)	22,395	34,981	48,570	68,333	44		
	VALUE (\$000) VALEUR (\$000)	1,515	2,236	3,364	4,523	44	ITALY ITALIE	63
78921	FOUNDATION GARMENTS VETEMENTS DE FOND							
	QTY. METRIC (DOZ) QUANT. METRIQUE (DOUZ)	128,998	230,944	261,353	290,691	31		
	QTY. IMPERIAL (DOZ) QUANT. IMPERIALE (DOUZ)	128,998	230,944	261,353	290,691	31		
78921-30	BRASSIERES, NYLON SOUTIENS-GORGE EN NYLON						FRANCE FRANCE	23
	VALUE (\$000) VALEUR (\$000)	3,781	6,047	7,164	7,774	27		
	QTY. METRIC (DOZ) QUANT. METRIQUE (DOUZ)	78,309	154,611	163,425	179,007	31		
	QTY. IMPERIAL (DOZ) QUANT. IMPERIALE (DOUZ)	78,309	154,611	163,425	179,007	31		
78921-39	BRASSIERES, NES SOUTIENS-GORGE, NDA						HONG KONG HONG-KONG	46
	VALUE (\$000) VALEUR (\$000)	1,729	2,788	3,079	3,416	25		
	QTY. METRIC (DOZ) QUANT. METRIQUE (DOUZ)	41,327	54,884	73,091	82,664	26		
	QTY. IMPERIAL (DOZ) QUANT. IMPERIALE (DOUZ)	41,327	54,884	73,091	82,664	26		
	VALUE (\$000) VALEUR (\$000)	1,697	2,589	3,228	3,404	26	FRANCE FRANCE	43
78952	WOMEN'S HANDBAGS AND PURSES SACS A MAIN ET BOURSES POUR FEMMES							
	QTY. METRIC (DOZ) QUANT. METRIQUE (DOUZ)	768,221	825,961	1,029,051	1,018,713	10		
	QTY. IMPERIAL (DOZ) QUANT. IMPERIALE (DOUZ)	768,221	825,961	1,029,051	1,018,713	10		
78952-20	HANDBAGS, LEATHER SACS A MAIN, EN CUIR						ITALY ITALIE	24
	VALUE (\$000) VALEUR (\$000)	33,708	37,625	46,666	51,377	15		
	QTY. METRIC (DOZ) QUANT. METRIQUE (DOUZ)	121,342	190,617	203,096	194,924	17		
	QTY. IMPERIAL (DOZ) QUANT. IMPERIALE (DOUZ)	121,342	190,617	203,096	194,924	17		

## IMPORT DATA TRENDS - TENDANCES DES DONNEES SUR L'IMPORTATION

## SECTION 3 - END PRODUCTS, INEDIBLE

## SECTION 3 - PRODUITS FINIS, NDN COMESTIBLES

CODE	COMMODITY MARCHANDISE	1982	1983	1984	AVE. ANNUAL GROWTH RATE (%) 1982-1985 TAUX DE CRDISSANCE ANNUEL MOYEN		MAJOR COUNTRY OF EXPORT - SHARE OF IMPDRT MARKET (%) 1985 PAYS EXPORTATEUR PRINCIPAL - PART DU MARCHE DES IMPORTATIONS	
					1985	ANNUEL MOYEN		
78952-20	HANDBAGS, LEATHER SACS A MAIN, EN CUIR			(CONT-D) (SUITE)				
	VALUE (\$000) VALEUR (\$000)	13,649	19,041	22,289	24,635	21	ITALY ITALIE	43
78952-30	HANDBAGS, VINYL, ARTIFICIAL LEATHER SACS A MAIN, EN VINYLE, CUIR ARTIFICIEL							
	QTY. METRIC (DOZ) QUANT. METRIQUE (DOUZ)	168,085	256,193	332,410	327,221	25		
	QTY. IMPERIAL (DOZ) QUANT. IMPERIALE (DOUZ)	168,085	256,193	332,410	327,221	25		
	VALUE (\$000) VALEUR (\$000)	6,237	7,838	9,952	10,224	18	PEOPLE R CHINA REP. POP. CHINE	40
78952-59	HANDBAGS, TEXTILE FIBRE, NES SACS A MAIN, EN MATIERES TEXTILES NDA							
	QTY. METRIC (DOZ) QUANT. METRIQUE (DOUZ)	175,937	217,808	257,437	214,517	7		
	QTY. IMPERIAL (DOZ) QUANT. IMPERIALE (DOUZ)	175,937	217,808	257,437	214,517	7		
	VALUE (\$000) VALEUR (\$000)	4,515	5,473	6,729	6,652	14	HONG KONG HONG-KONG	29
78959	BILLFOLDS, WALLETS AND COIN PURSES PORTE-BILLETS PORTEFEUILLES MONNAIE							
	QTY. METRIC (DOZ) QUANT. METRIQUE (DOUZ)	569,316	433,926	636,649	673,182	6		
	QTY. IMPERIAL (DOZ) QUANT. IMPERIALE (DOUZ)	569,316	433,926	636,649	673,182	6		
	VALUE (\$000) VALEUR (\$000)	3,434	5,116	8,156	8,340	34	KOREA, SOUTH COREE DU SUD	26
78959-61	WALLETS, LEATHER PORTEFEUILLES, EN CUIR							
	QTY. METRIC (DOZ) QUANT. METRIQUE (DOUZ)	25,064	49,021	68,636	96,856	56		
	QTY. IMPERIAL (DOZ) QUANT. IMPERIALE (DOUZ)	25,064	49,021	68,636	96,856	56		
	VALUE (\$000) VALEUR (\$000)	851	2,163	3,385	3,251	56	KOREA, SOUTH COREE DU SUD	49
78975	UMBRELLAS, PARASOLS AND PARTS PARAPLUIES, PARASOLS ET PIECES							
	QTY. METRIC (DOZ) QUANT. METRIQUE (DOUZ)	204,556	324,604	277,935	228,664	4		
	QTY. IMPERIAL (DOZ) QUANT. IMPERIALE (DOUZ)	204,556	324,604	277,935	228,664	4		
	VALUE (\$000) VALEUR (\$000)	5,405	7,146	7,376	6,357	6	TAIWAN TAIWAN	76
78975-20	UMBRELLAS, EXCEPT GARDEN TYPE PARAPLUIES SAUF CEUX DE JARDIN							
	QTY. METRIC (DOZ) QUANT. METRIQUE (DOUZ)	204,556	324,604	277,935	228,664	4		
	QTY. IMPERIAL (DOZ) QUANT. IMPERIALE (DOUZ)	204,556	324,604	277,935	228,664	4		
	VALUE (\$000) VALEUR (\$000)	4,523	6,327	6,260	5,061	4	TAIWAN TAIWAN	77

## IMPORT DATA TRENDS - TENDANCES DES DONNEES SUR L'IMPORTATION

## SECTION 3 - END PRODUCTS, INEDIBLE

## SECTION 3 - PRODUITS FINIS, NON COMESTIBLES

CODE	COMMODITY MARCHANDISE	1982	1983	1984	AVE. ANNUAL GROWTH RATE (%) 1982-1985 TAUX DE CROISSANCE 1985 ANNUEL MOYEN		MAJOR COUNTRY OF EXPORT - SHARE OF IMPORT MARKET (%) 1985 PAYS EXPORTATEUR PRINCIPAL - PART DU MARCHE DES IMPORTATIONS	
78985	WATCH STRAPS BRACELETS DE MONTRES							
	VALUE (\$000) VALEUR (\$000)	1,375	861	1,281	1,650	6	HONG KONG HONG-KONG	35
78999	APPAREL ACCESSORIES N E S ACCESSOIRES DU VETEMENT N D A							
	VALUE (\$000) VALEUR (\$000)	22,727	19,716	38,750	29,340	9	UNITED STATES ETATS-UNIS	60
78999-47	BELTS, APPAREL, LEATHER CEINTURES DE CUIR							
	VALUE (\$000) VALEUR (\$000)	1,976	2,805	3,883	5,212	38	UNITED STATES ETATS-UNIS	27
78999-50	DIAPERS, DISPOSABLE COUCHES JETABLES							
	VALUE (\$000) VALEUR (\$000)	11,816	4,300	18,667	8,720	-9	UNITED STATES ETATS-UNIS	100
79101	BOOTS & SHOES WORK MENS BOY LEATHER BOTTES SOULIERS CUIR TRAVAIL HOMMES							
	QTY. METRIC (PAIR) QUANT. METRIQUE (PAIRE)	131,738	114,239	153,648	180,266	11		
	QTY. IMPERIAL (PAIR) QUANT. IMPERIALE (PAIRE)	131,738	114,239	153,648	180,266	11		
	VALUE (\$000) VALEUR (\$000)	2,182	1,830	2,575	2,768	8	CZECHOSLOVAKIA TCHECOSLOVAQUIE	77
79103	BOOTS & SHOES DRESS MEN BOY LEATHER BOTTES SOULIERS CUIR TOILETTE HOMME							
	QTY. METRIC (PAIR) QUANT. METRIQUE (PAIRE)	2,610,861	2,447,989	2,746,467	2,784,697	2		
	QTY. IMPERIAL (PAIR) QUANT. IMPERIALE (PAIRE)	2,610,861	2,447,989	2,746,467	2,784,697	2		
	VALUE (\$000) VALEUR (\$000)	44,964	43,017	51,760	56,525	8	ITALY ITALIE	51
79104-23	BOOTS, MENS, CASUAL, CEMENT, LEATHER BOTTES TOUT-ALLER, HOMMES, EN CUIR COLLEES							
	QTY. METRIC (PAIR) QUANT. METRIQUE (PAIRE)	157,819	78,426	116,363	149,998	-2		
	QTY. IMPERIAL (PAIR) QUANT. IMPERIALE (PAIRE)	157,819	78,426	116,363	149,998	-2		
	VALUE (\$000) VALEUR (\$000)	2,839	1,564	2,702	3,096	3	ITALY ITALIE	36
79104-53	SHOES, MENS, DRESS, CEMENT, LEATHER SOULIERS HABILLES, HOMMES, EN CUIR, COLLES							
	QTY. METRIC (PAIR) QUANT. METRIQUE (PAIRE)	457,337	478,889	584,634	570,572	8		
	QTY. IMPERIAL (PAIR) QUANT. IMPERIALE (PAIRE)	457,337	478,889	584,634	570,572	8		
	VALUE (\$000) VALEUR (\$000)	7,864	8,887	11,905	11,346	13	ITALY ITALIE	48
79104-63	SHOES, MENS, CASUAL, CEMENT, LEATHER SOULIERS, TOUT-ALLER, HOMMES, EN CUIR, COLLES							
	QTY. METRIC (PAIR) QUANT. METRIQUE (PAIRE)	1,027,292	1,194,234	1,341,266	1,472,243	13		
	QTY. IMPERIAL (PAIR) QUANT. IMPERIALE (PAIRE)	1,027,292	1,194,234	1,341,266	1,472,243	13		

SEE EXPLANATORY NOTES / VOIR NOTES EXPLICATIVES

## IMPORT DATA TRENDS - TENDANCES DES DONNEES SUR L'IMPORTATION

## SECTION 3 - END PRODUCTS, INEDIBLE

## SECTION 3 - PRODUITS FINIS, NON COMESTIBLES

CODE	COMMODITY MARCHANDISE	1982	1983	1984	AVE. ANNUAL GROWTH RATE (%) 1982-1985		MAJOR COUNTRY OF EXPORT - SHARE OF IMPORT MARKET (%) 1985	
					1985	ANNUEL MOYEN	PAYS EXPORTATEUR PRINCIPAL - PART DU MARCHE DES IMPORTATIONS	
79104-63	SHOES, MENS, CASUAL, CEMENT, LEATHER SOULIERS, TOUT-ALLER, HOMMES, EN CUIR, COLLES			(CONT-D) (SUITE)				
	VALUE (\$000) VALEUR (\$000)	17,045	19,826	23,736	29,306	20	ITALY ITALIE	63
79104-69	SHOES, MENS, CASUAL, NES, LEATHER SOULIERS, TOUT-ALLER, HOMMES, EN CUIR, NDA							
	QTY. METRIC (PAIR) QUANT. METRIQUE (PAIRE)	335,992	240,365	299,154	202,216	-16		
	QTY. IMPERIAL (PAIR) QUANT. IMPERIALE (PAIRE)	335,992	240,365	299,154	202,216	-16		
	VALUE (\$000) VALEUR (\$000)	5,377	3,977	5,288	4,650	-5	ITALY ITALIE	37
79105	BDDTS & SHOES, WDRK MENS & BDYS NES BDTTES SOULIERS, TRAVAIL HOMMES NDA							
	QTY. METRIC (PAIR) QUANT. METRIQUE (PAIRE)	54,395	59,064	92,348	78,124	13		
	QTY. IMPERIAL (PAIR) QUANT. IMPERIALE (PAIRE)	54,395	59,064	92,348	78,124	13		
	VALUE (\$000) VALEUR (\$000)	430	465	617	540	8	UNITED STATES ETATS-UNIS	46
79107	BDOTS & SHDES DRESS MENS & BOYS NES BOTTES SOULIERS, TOILETTE HOMME NDA							
	QTY. METRIC (PAIR) QUANT. METRIQUE (PAIRE)	2,123,688	2,796,866	2,858,045	3,390,279	17		
	QTY. IMPERIAL (PAIR) QUANT. IMPERIALE (PAIRE)	2,123,688	2,796,866	2,858,045	3,390,279	17		
	VALUE (\$000) VALEUR (\$000)	11,389	15,842	18,587	22,283	25	TAIWAN TAIWAN	44
79109-69	SHOES, MENS, CASUAL, CEMENT, NES SOULIERS TOUT-ALLER, HOMMES, COLLES, NDA							
	QTY. METRIC (PAIR) QUANT. METRIQUE (PAIRE)	806,496	1,571,131	1,574,071	1,637,277	26		
	QTY. IMPERIAL (PAIR) QUANT. IMPERIALE (PAIRE)	806,496	1,571,131	1,574,071	1,637,277	26		
	VALUE (\$000) VALEUR (\$000)	4,773	8,953	10,216	10,564	30	TAIWAN TAIWAN	53
79151	BOOTS SHOES DRESS WOMEN LEA CEMENTD BDTTES SOULIERS, CUIR CIMENTEES FEM							
	QTY. METRIC (PAIR) QUANT. METRIQUE (PAIRE)	3,970,269	4,887,570	5,355,304	6,394,813	17		
	QTY. IMPERIAL (PAIR) QUANT. IMPERIALE (PAIRE)	3,970,269	4,887,570	5,355,304	6,394,813	17		
	VALUE (\$000) VALEUR (\$000)	75,083	92,234	110,331	123,112	18	ITALY ITALIE	51
79151-11	BDDTS, WOMENS, DRESS, CEMENT, LEATHER BOTTES HABILLEES, FEMMES, EN CUIR COLLEES							
	QTY. METRIC (PAIR) QUANT. METRIQUE (PAIRE)	91,918	109,260	103,152	114,757	8		
	QTY. IMPERIAL (PAIR) QUANT. IMPERIALE (PAIRE)	91,918	109,260	103,152	114,757	8		
	VALUE (\$000) VALEUR (\$000)	3,297	3,478	3,875	4,714	13	ITALY ITALIE	57

## IMPORT DATA TRENDS - TENDANCES DES DONNEES SUR L'IMPORTATION

## SECTION 3 - END PRODUCTS, INEOIBLE

## SECTION 3 - PRODUITS FINIS, NON COMESTIBLES

CODE	COMMOOITY MARCHANDISE	1982	1983	1984	AVE. ANNUAL GROWTH RATE (%) 1982-1985		MAJOR COUNTRY OF EXPORT - SHARE OF IMPORT MARKET (%) 1985	
					TAUX DE CROISSANCE ANNUEL MOYEN	PAYS EXPORTATEUR PRINCIPAL - PART DU MARCHE DES IMPORTATIONS		
79151-21	BOOTS, WOMENS, CASUAL, CEMENT, LEATHER BOTTES TOUT-ALLER, FEMMES, EN CUIR COLLES							
	QTY. METRIC (PAIR) QUANT. METRIQUE (PAIRE)	275,683	435,234	332,080	292.803	2		
	QTY. IMPERIAL (PAIR) QUANT. IMPERIALE (PAIRE)	275,683	435,234	332,080	292.803	2		
	VALUE (\$000) VALEUR (\$000)	7.242	8.730	9,036	9,640	10	ITALY ITALIE	77
79151-51	SHOES, WOMENS, DRESS, CEMENT, LEATHER SOULIERS HABILLES, FEMMES, EN CUIR COLLES							
	QTY. METRIC (PAIR) QUANT. METRIQUE (PAIRE)	949,170	985,409	1,315,459	1,572,331	18		
	QTY. IMPERIAL (PAIR) QUANT. IMPERIALE (PAIRE)	949,170	985,409	1,315,459	1,572,331	18		
	VALUE (\$000) VALEUR (\$000)	21.447	23,119	32,668	34,553	17	ITALY ITALIE	42
79151-61	SHOES, WOMENS, CASUAL, CEMENT, LEATHER SOULIERS TOUT-ALLER, FEMMES, EN CUIR, COLLES							
	QTY. METRIC (PAIR) QUANT. METRIQUE (PAIRE)	2,631,354	3,317,234	3,564,593	4,375,197	18		
	QTY. IMPERIAL (PAIR) QUANT. IMPERIALE (PAIRE)	2,631,354	3,317,234	3,564,593	4,375,197	18		
	VALUE (\$000) VALEUR (\$000)	42,943	56,529	64,369	73,963	20	ITALY ITALIE	52
<u>79153</u>	BOOTS SHOES ORESS WOMEN LEATHER NES BOTTES SOULIERS, DE CUIR FEMMES NOA							
	QTY. METRIC (PAIR) QUANT. METRIQUE (PAIRE)	974,989	998,686	896,569	1,005,297	1		
	QTY. IMPERIAL (PAIR) QUANT. IMPERIALE (PAIRE)	974,989	998,686	896,569	1,005,297	1		
	VALUE (\$000) VALEUR (\$000)	17,924	18,055	18,191	18,419	1	ITALY ITALIE	52
79153-59	SHOES, WOMENS, DRESS, NES, LEATHER SOULIERS HABILLES, FEMMES, EN CUIR, NOA							
	QTY. METRIC (PAIR) QUANT. METRIQUE (PAIRE)	263,457	242,197	215,114	207,238	-7		
	QTY. IMPERIAL (PAIR) QUANT. IMPERIALE (PAIRE)	263,457	242,197	215,114	207,238	-7		
	VALUE (\$000) VALEUR (\$000)	5,473	5,015	4,826	3,958	-10	ITALY ITALIE	47
79153-69	SHOES, WOMENS, CASUAL, NES, LEATHER SOULIERS, TOUT-ALLER, FEMMES, EN CUIR, NOA							
	QTY. METRIC (PAIR) QUANT. METRIQUE (PAIRE)	590,222	568,423	599,958	644,330	3		
	QTY. IMPERIAL (PAIR) QUANT. IMPERIALE (PAIRE)	590,222	568,423	599,958	644,330	3		
	VALUE (\$000) VALEUR (\$000)	9,249	9,070	11,357	11,145	6	ITALY ITALIE	52
<u>79155</u>	BOOTS SHOES DRESS WOMEN CEMENTO NES BOTTES SOULIERS CIMENTEES FEMME NDA							
	QTY. METRIC (PAIR) QUANT. METRIQUE (PAIRE)	2,858,587	5,547,832	6,459,212	7,282,100	36		
	QTY. IMPERIAL (PAIR) QUANT. IMPERIALE (PAIRE)	2,858,587	5,547,832	6,459,212	7,282,100	36		

SEE EXPLANATORY NOTES / VOIR NOTES EXPLICATIVES



## IMPORT DATA TRENDS - TENDANCES DES DONNEES SUR L'IMPORTATION

## SECTION 3 - END PRODUCTS, INEDIBLE

## SECTION 3 - PRODUITS FINIS, NON COMESTIBLES

CODE	COMMODITY MARCHANDISE	1982	1983	1984	AVE. ANNUAL GROWTH RATE (%) 1982-1985 TAUX DE CROISSANCE ANNUEL MOYEN		MAJOR COUNTRY OF EXPORT - SHARE OF IMPORT MARKET (%) 1985 PAYS EXPORTATEUR PRINCIPAL - PART DU MARCHE DES IMPORTATIONS	
					1985	ANNUEL MOYEN		
79155	BOOTS SHOES DRESS WOMEN CEMENTO NES BOTTES SOULIERS CIMENTEES FEMME NDA			(CONT-D) (SUITE)				
	VALUE (\$000) VALEUR (\$000)	13,736	33,549	44,227	45.981	49	TAIWAN TAIWAN	67
79155-29	BOOTS, WOMENS, CASUAL, CEMENT, NES BOTTES TOUT-ALLER, FEMMES, COLLEES, NDA							
	QTY. METRIC (PAIR) QUANT. METRIQUE (PAIRE)	37,653	318,673	663,261	672,260	159		
	QTY. IMPERIAL (PAIR) QUANT. IMPERIALE (PAIRE)	37,653	318,673	663,261	672,260	159		
	VALUE (\$000) VALEUR (\$000)	463	2,551	5,215	4,951	119	TAIWAN TAIWAN	56
79155-59	SHOES, WOMENS, DRESS, CEMENT, NES SOULIERS HABILLES, FEMMES, COLLES, NDA							
	QTY. METRIC (PAIR) QUANT. METRIQUE (PAIRE)	598,344	1,178,866	1,604,421	1,849,486	45		
	QTY. IMPERIAL (PAIR) QUANT. IMPERIALE (PAIRE)	598,344	1,178,866	1,604,421	1,849,486	45		
	VALUE (\$000) VALEUR (\$000)	4,192	9,125	12,223	12,666	44	TAIWAN TAIWAN	73
79155-69	SHDES, WOMENS, CASUAL, CEMENT, NES SOULIERS TOUT-ALLER, FEMMES, COLLES, NDA							
	QTY. METRIC (PAIR) QUANT. METRIQUE (PAIRE)	1,842,437	3,595,058	3,684,995	4,001,495	29		
	QTY. IMPERIAL (PAIR) QUANT. IMPERIALE (PAIRE)	1,842,437	3,595,058	3,684,995	4,001,495	29		
	VALUE (\$000) VALEUR (\$000)	7,414	19,510	23,713	24,086	48	TAIWAN TAIWAN	63
79157	BOOTS SHDES, DRESS WOMENS GIRLS NES BOTTES SOULIERS TOILETTE, FEMME NDA							
	QTY. METRIC (PAIR) QUANT. METRIQUE (PAIRE)	2,016,167	1,404,375	1,722,871	1,970,853	-1		
	QTY. IMPERIAL (PAIR) QUANT. IMPERIALE (PAIRE)	2,016,167	1,404,375	1,722,871	1,970,853	-1		
	VALUE (\$000) VALEUR (\$000)	9,237	8,552	10,458	12,803	11	TAIWAN TAIWAN	48
79157-69	SHOES, WOMENS, CASUAL, NES SOULIERS TOUT-ALLER, FEMMES, NDA							
	QTY. METRIC (PAIR) QUANT. METRIQUE (PAIRE)	1,546,971	951,480	1,158,756	1,203,774	-8		
	QTY. IMPERIAL (PAIR) QUANT. IMPERIALE (PAIRE)	1,546,971	951,480	1,158,756	1,203,774	-8		
	VALUE (\$000) VALEUR (\$000)	6,177	5,117	6,723	7,535	7	TAIWAN TAIWAN	45
79172	BOOTS & SHOES CHILD INFANTS LEATHER BOTTES SOULIERS, ENFANTS BEBES CUIR							
	QTY. METRIC (PAIR) QUANT. METRIQUE (PAIRE)	446,491	341,854	310,735	400,247	-3		
	QTY. IMPERIAL (PAIR) QUANT. IMPERIALE (PAIRE)	446,491	341,854	310,735	400,247	-3		
	VALUE (\$000) VALEUR (\$000)	2,875	2,486	2,630	3,355	5	ITALY ITALIE	64

## IMPORT DATA TRENDS - TENDANCES DES DONNEES SUR L'IMPORTATION

## SECTION 3 - END PRODUCTS, INEDIBLE

## SECTION 3 - PRODUITS FINIS, NON COMESTIBLES

CODE	COMMODITY MARCHANDISE	1982	1983	1984	1985	AVE. ANNUAL GROWTH RATE (%) 1982-1985	MAJOR COUNTRY OF EXPORT - SHARE OF IMPORT MARKET (%) 1985
						TAUX DE CROISSANCE ANNUEL MOYEN	PAYS EXPORTATEUR PRINCIPAL - PART DU MARCHE DES IMPORTATIONS
79179	BOOTS & SHOES, CHILD & INFANTS NES BOTTES SOULIERS ENFANTS BEBES N D A						
	QTY. METRIC (PAIR) QUANT. METRIQUE (PAIRE)	1,469,808	1,590,928	1,921,588	1,912,495	9	
	QTY. IMPERIAL (PAIR) QUANT. IMPERIALE (PAIRE)	1,469,808	1,590,928	1,921,588	1,912,495	9	
	VALUE (\$000) VALEUR (\$000)	3,745	4,338	4,869	5,701	15	TAIWAN TAIWAN 42
79202	SANDALS, MENS & BOYS EXC BEACH TYPE SANDALES, HOMMES GARCONS SAUF PLAGE						
	QTY. METRIC (PAIR) QUANT. METRIQUE (PAIRE)	438,432	366,979	269,356	257,005	-16	
	QTY. IMPERIAL (PAIR) QUANT. IMPERIALE (PAIRE)	438,432	366,979	269,356	257,005	-16	
	VALUE (\$000) VALEUR (\$000)	1,864	1,488	1,417	1,427	-8	POLAND POLOGNE 38
79251	SANDALS WOMEN GIRL LEATHER CEMENTED SANDALES CUIR CIMENTEES FEM. FILLES						
	QTY. METRIC (PAIR) QUANT. METRIQUE (PAIRE)	2,081,260	1,247,560	1,189,274	1,214,629	-16	
	QTY. IMPERIAL (PAIR) QUANT. IMPERIALE (PAIRE)	2,081,260	1,247,560	1,189,274	1,214,629	-16	
	VALUE (\$000) VALEUR (\$000)	23,733	14,346	12,986	11,471	-22	ITALY ITALIE 63
79251-30	SANDALS, WOMENS & GIRLS, CASUAL, CEMENT LEA SANDALES TOUT-ALLER, F/F, EN CUIR, COLLEES						
	QTY. METRIC (PAIR) QUANT. METRIQUE (PAIRE)	1,855,349	1,068,150	1,022,666	1,112,032	-16	
	QTY. IMPERIAL (PAIR) QUANT. IMPERIALE (PAIRE)	1,855,349	1,068,150	1,022,666	1,112,032	-16	
	VALUE (\$000) VALEUR (\$000)	20,048	11,191	10,490	9,612	-22	ITALY ITALIE 59
79253	SANDALS, WOMENS & GIRLS LEATHER NES SANDALES CUIR, FEMMES & FILLES NDA						
	QTY. METRIC (PAIR) QUANT. METRIQUE (PAIRE)	1,008,824	268,415	341,327	311,689	-32	
	QTY. IMPERIAL (PAIR) QUANT. IMPERIALE (PAIRE)	1,008,824	268,415	341,327	311,689	-32	
	VALUE (\$000) VALEUR (\$000)	9,090	2,476	3,105	2,925	-31	ITALY ITALIE 51
79255	SANDALS, WOMEN'S & GIRLS', PLASTIC SANDALES PLASTIQUE, FEMME & FILLES						
	QTY. METRIC (PAIR) QUANT. METRIQUE (PAIRE)	2,500,283	1,630,348	1,643,357	1,430,059	-17	
	QTY. IMPERIAL (PAIR) QUANT. IMPERIALE (PAIRE)	2,500,283	1,630,348	1,643,357	1,430,059	-17	
	VALUE (\$000) VALEUR (\$000)	12,750	7,724	6,999	6,941	-18	TAIWAN TAIWAN 60
79255-30	SANDALS, WOMENS & GIRLS, CASUAL, CEMENT, PLAS SANDALES TOUT-ALLER, F/F, EN PLASTIQUE, COLLEES						
	QTY. METRIC (PAIR) QUANT. METRIQUE (PAIRE)	1,780,425	1,057,103	754,720	825,362	-23	

SEE EXPLANATORY NOTES / VOIR NOTES EXPLICATIVES

## IMPORT DATA TRENDS - TENDANCES DES DONNEES SUR L'IMPORTATION

## SECTION 3 - END PRODUCTS. INEDIBLE

## SECTION 3 - PRODUITS FINIS, NON COMESTIBLES

CODE	COMMODITY MARCHANDISE	1982	1983	1984	AVE. ANNUAL GROWTH RATE (%) 1982-1985 TAUX DE CROISSANCE 1985 ANNUEL MOYEN		MAJOR COUNTRY OF EXPORT - SHARE OF IMPORT MARKET (%) 1985 PAYS EXPORTATEUR PRINCIPAL - PART DU MARCHE DES IMPORTATIONS	
79255-30	SANDALS, WOMENS & GIRLS, CASUAL, CEMENT, PLAS SANDALES TOUT-ALLER, F/F, EN PLASTIQUE, COLLEES			(CONT-D) (SUITE)				
	QTY. IMPERIAL (PAIR) QUANT. IMPERIALE (PAIRE)	1,780,425	1,057,103	754,720	825.362	-23		
	VALUE (\$000) VALEUR (\$000)	8,637	4,803	3,445	3,823	-24	ITALY ITALIE	52
79257	SANDALS, WOMEN'S & GIRLS' N E S SANDALES, FEMMES ET FILLES N D A							
	QTY. METRIC (PAIR) QUANT. METRIQUE (PAIRE)	1,547,081	1,021,774	953,913	685.047	-24		
	QTY. IMPERIAL (PAIR) QUANT. IMPERIALE (PAIRE)	1,547,081	1,021,774	953,913	685.047	-24		
	VALUE (\$000) VALEUR (\$000)	7,054	4,854	4,567	3,288	-22	TAIWAN TAIWAN	49
79271	SANDALS CHILD INFANT EXC BEACH TYPE SANDALES, ENFANTS BEBES SAUF PLAGE							
	QTY. METRIC (PAIR) QUANT. METRIQUE (PAIRE)	793,138	435,887	592,254	350,055	-24		
	QTY. IMPERIAL (PAIR) QUANT. IMPERIALE (PAIRE)	793,138	435,887	592,254	350,055	-24		
	VALUE (\$000) VALEUR (\$000)	1,973	1,078	1,459	945	-22	INDIA INDE	39
79290	SANDALS, BEACH TYPE SANDALES DE PLAGE							
	QTY. METRIC (PAIR) QUANT. METRIQUE (PAIRE)	2,155,233	3,739,645	6,415,307	4,856,383	31		
	QTY. IMPERIAL (PAIR) QUANT. IMPERIALE (PAIRE)	2,155,233	3,739,645	6,415,307	4,856,383	31		
	VALUE (\$000) VALEUR (\$000)	1,858	3,020	6,849	5,356	42	TAIWAN TAIWAN	39
79390	SLIPPERS AND HOUSE FOOTWEAR PANTOUFLES & CHAUSSURES D'INTERIEUR							
	QTY. METRIC (PAIR) QUANT. METRIQUE (PAIRE)	4,400,432	4,924,705	4,209,567	3,808,812	-4		
	QTY. IMPERIAL (PAIR) QUANT. IMPERIALE (PAIRE)	4,400,432	4,924,705	4,209,567	3,808,812	-4		
	VALUE (\$000) VALEUR (\$000)	10,818	12,015	11,269	10,638	-1	ITALY ITALIE	16
79390-39	SLIPPERS, WOMENS & GIRLS, NES PANTOUFLES, F/F, NDA							
	QTY. METRIC (PAIR) QUANT. METRIQUE (PAIRE)	3,097,130	3,231,155	2,588,588	2,397,587	-8		
	QTY. IMPERIAL (PAIR) QUANT. IMPERIALE (PAIRE)	3,097,130	3,231,155	2,588,588	2,397,587	-8		
	VALUE (\$000) VALEUR (\$000)	6,666	6,866	6,475	6,026	-3	TAIWAN TAIWAN	23
79480	SNOWMOBILE BOOTS BOTTES POUR AUTONEIGES							
	QTY. METRIC (PAIR) QUANT. METRIQUE (PAIRE)	132,287	249,845	212,107	153,470	5		

## IMPORT DATA TRENDS - TENDANCES DES DONNEES SUR L'IMPORTATION

## SECTION 3 - END PRODUCTS, INEDIBLE

## SECTION 3 - PRODUITS FINIS, NON COMESTIBLES

CODE	COMMODITY MARCHANDISE	1982	1983	1984	AVE. ANNUAL GROWTH RATE (%) 1982-1985 TAUX DE CROISSANCE ANNUEL MOYEN		MAJOR COUNTRY OF EXPORT - SHARE OF IMPORT MARKET (%) 1985 PAYS EXPORTATEUR PRINCIPAL - PART DU MARCHE DES IMPORTATIONS		
					1985	ANNUEL MOYEN			
79480	SNOWMOBILE BOOTS BOTTES POUR AUTONEIGES			(CONT-D) (SUITE)					
	QTY. IMPERIAL (PAIR) QUANT. IMPERIALE (PAIRE)	132,287	249,845	212,107	153,470	5			
	VALUE (\$000) VALEUR (\$000)	962	1,754	1,656	1,199	8	KOREA, SOUTH COREE DU SUD	58	
79481	WATERPROOF RUBBER FOOTWEAR N.E.S. CHAUSSURES CAOUTCH IMPERMEABLES NDA								
	QTY. METRIC (PAIR) QUANT. METRIQUE (PAIRE)	1,552,508	1,695,290	1,920,386	1,456,749	-2			
	QTY. IMPERIAL (PAIR) QUANT. IMPERIALE (PAIRE)	1,552,508	1,695,290	1,920,386	1,456,749	-2			
	VALUE (\$000) VALEUR (\$000)	7,686	8,651	11,112	9,000	5	KDREA, SOUTH COREE DU SUD	33	
79481-19	FOOTWEAR, MENS & BOYS, RUBBER, WATERPROOF NES CHAUSSURES DE CAOUTC, H/G, IMPERMEABLES NDA								
	QTY. METRIC (PAIR) QUANT. METRIQUE (PAIRE)	837,648	869,233	1,111,227	733,098	-4			
	QTY. IMPERIAL (PAIR) QUANT. IMPERIALE (PAIRE)	837,648	869,233	1,111,227	733,098	-4			
	VALUE (\$000) VALEUR (\$000)	4,507	4,763	6,456	4,588	1	KOREA, SDUTH COREE DU SUD	35	
79483	WATERPROOF PLASTIC FOOTWEAR CHAUSSURES, PLASTIQUE, IMPERMEABLES								
	QTY. METRIC (PAIR) QUANT. METRIQUE (PAIRE)	67,851	107,148	216,248	172,160	36			
	QTY. IMPERIAL (PAIR) QUANT. IMPERIALE (PAIRE)	67,851	107,148	216,248	172,160	36			
	VALUE (\$000) VALEUR (\$000)	564	714	1,160	1,182	28	UNITED STATES ETATS-UNIS	37	
79891	COWBOY BOOTS BOTTES DE COWBDY								
	QTY. METRIC (PAIR) QUANT. METRIQUE (PAIRE)	113,054	79,566	72,928	97,263	-5			
	QTY. IMPERIAL (PAIR) QUANT. IMPERIALE (PAIRE)	113,054	79,566	72,928	97,263	-5			
	VALUE (\$000) VALEUR (\$000)	5,594	4,110	3,963	5,054	-3	UNITED STATES ETATS-UNIS	59	
79893	SKI BOOTS BOTTINES DE SKI								
	QTY. METRIC (PAIR) QUANT. METRIQUE (PAIRE)	398,270	332,176	412,374	496,800	8			
	QTY. IMPERIAL (PAIR) QUANT. IMPERIALE (PAIRE)	398,270	332,176	412,374	496,800	8			
	VALUE (\$000) VALEUR (\$000)	11,760	12,298	15,709	19,740	19	ITALY ITALIE	39	
79893-19	BOOTS, MENS & BOYS, SKI, NES, DOWNHILL BOTTES DE SKI ALPIN, H/G, NDA								
	QTY. METRIC (PAIR) QUANT. METRIQUE (PAIRE)	130,530	214,596	246,462	312,314	33			
	QTY. IMPERIAL (PAIR) QUANT. IMPERIALE (PAIRE)	130,530	214,596	246,462	312,314	33			

SEE EXPLANATORY NOTES / VOIR NOTES EXPLICATIVES

## IMPORT DATA TRENDS - TENDANCES DES DONNEES SUR L'IMPORTATION

## SECTION 3 - END PRODUCTS, INEDIBLE

## SECTION 3 - PRODUITS FINIS, NON COMESTIBLES

CODE	COMMODITY MARCHANDISE	1982	1983	1984	AVE. ANNUAL GROWTH RATE (%) 1982-1985 TAUX DE CROISSANCE ANNUEL MOYEN		MAJOR COUNTRY OF EXPORT - SHARE OF IMPORT MARKET (%) 1985 PAYS EXPORTATEUR PRINCIPAL - PART DU MARCHE DES IMPORTATIONS	
					1985			
79893-19	BOOTS, MENS & BOYS, SKI, NES, DOWNHILL BOTTES DE SKI ALPIN, H/G, NDA			(CONT-D) (SUITE)				
	VALUE (\$000) VALEUR (\$000)	5,923	9,369	10,964	14,682	35	ITALY ITALIE	43
79895	ATHLETIC FOOTWEAR N E S CHAUSSURES D'ATHLETISME N D A							
	QTY. METRIC (PAIR) QUANT. METRIQUE (PAIRE)	8,588,174	11,152,478	12,823,615	12,294,533	13		
	QTY. IMPERIAL (PAIR) QUANT. IMPERIALE (PAIRE)	8,588,174	11,152,478	12,823,615	12,294,533	13		
	VALUE (\$000) VALEUR (\$000)	70,079	88,585	103,012	100,805	13	KOREA, SOUTH COREE DU SUD	45
79895-19	SHOES, TRACK, NES CHAUSSURES D'ATHLETISME NDA							
	QTY. METRIC (PAIR) QUANT. METRIQUE (PAIRE)	4,110,328	5,832,653	7,131,020	4,672,949	4		
	QTY. IMPERIAL (PAIR) QUANT. IMPERIALE (PAIRE)	4,110,328	5,832,653	7,131,020	4,672,949	4		
	VALUE (\$000) VALEUR (\$000)	29,275	40,982	47,839	32,013	3	KOREA, SOUTH COREE DU SUD	49
79895-79	ATHLETIC FOOTWEAR, LEATHER, NES CHAUSSURES DE SPORT EN CUIR, NDA							
	QTY. METRIC (PAIR) QUANT. METRIQUE (PAIRE)	843,982	926,848	874,560	1,030,480	7		
	QTY. IMPERIAL (PAIR) QUANT. IMPERIALE (PAIRE)	843,982	926,848	874,560	1,030,480	7		
	VALUE (\$000) VALEUR (\$000)	10,938	10,287	12,858	14,316	9	KOREA, SOUTH COREE DU SUD	49
79896	WOODEN FOOTWEAR CHAUSSURES EN BDIS							
	QTY. METRIC (PAIR) QUANT. METRIQUE (PAIRE)	93,561	21,303	29,366	22,969	-37		
	QTY. IMPERIAL (PAIR) QUANT. IMPERIALE (PAIRE)	93,561	21,303	29,366	22,969	-37		
	VALUE (\$000) VALEUR (\$000)	819	171	222	147	-43	AUSTRIA AUTRICHE	39
79897	UTILITY FOOTWEAR, FABRIC TOPS CHAUSSURES D'USAGE COURANT EN TISSU							
	QTY. METRIC (PAIR) QUANT. METRIQUE (PAIRE)	7,939,125	8,411,354	6,480,623	5,097,414	-14		
	QTY. IMPERIAL (PAIR) QUANT. IMPERIALE (PAIRE)	7,939,125	8,411,354	6,480,623	5,097,414	-14		
	VALUE (\$000) VALEUR (\$000)	28,721	28,209	25,494	21,535	-9	TAIWAN TAIWAN	35
79897-29	FOOTWEAR, WOMENS & GIRLS, FAB TDP, NES CHAUSSURES, F/F, EMPaigne DE TOILE, NDA							
	QTY. METRIC (PAIR) QUANT. METRIQUE (PAIRE)	2,090,548	2,752,079	1,983,222	1,537,622	-9		
	QTY. IMPERIAL (PAIR) QUANT. IMPERIALE (PAIRE)	2,090,548	2,752,079	1,983,222	1,537,622	-9		
	VALUE (\$000) VALEUR (\$000)	4,954	6,013	5,945	4,911	0	KOREA, SOUTH COREE DU SUD	31

## IMPORT DATA TRENDS - TENDANCES DES DONNEES SUR L'IMPORTATION

## SECTION 3 - END PRODUCTS, INEDIBLE

## SECTION 3 - PRODUITS FINIS, NON COMESTIBLES

CODE	COMMODITY MARCHANDISE	1982	1983	1984	AVE. ANNUAL GROWTH RATE (%) 1982-1985 TAUX DE CROISSANCE 1985 ANNUEL MOYEN		MAJOR COUNTRY OF EXPORT - SHARE OF IMPORT MARKET (%) 1985 PAYS EXPORTATEUR PRINCIPAL - PART DU MARCHE DES IMPORTATIONS	
79897-43	SHOES, MENS & BOYS, TENNIS CHAUSSURES DE TENNIS, H/G							
	QTY. METRIC (PAIR) QUANT. METRIQUE (PAIRE)	522,181	401,101	371,734	504,340	-1		
	QTY. IMPERIAL (PAIR) QUANT. IMPERIALE (PAIRE)	522,181	401,101	371,734	504,340	-1		
	VALUE (\$000) VALEUR (\$000)	4,164	3,451	3,924	5,090	7	TAIWAN TAIWAN	43
79899	FOOTWEAR N E S CHAUSSURES N D A							
	QTY. METRIC (PAIR) QUANT. METRIQUE (PAIRE)	1,233,211	1,029,534	1,060,850	1,034,862	-6		
	QTY. IMPERIAL (PAIR) QUANT. IMPERIALE (PAIRE)	1,233,211	1,029,534	1,060,850	1,034,862	-6		
	VALUE (\$000) VALEUR (\$000)	6,742	5,285	4,816	5,831	-5	UNITED STATES ETATS-UNIS	44
80019	PERFUMES TOILET WATERS AND COLOGNES PARFUMS EAUX DE TOILETTE DE COLOGNE							
	VALUE (\$000) VALEUR (\$000)	11,023	15,730	18,843	24,297	30	FRANCE FRANCE	47
80019-26	PERFUMES, OTHER THAN TI 1600201 AND 1610201 PARFUMS, A/Q SOUS LE NT 1600201 ET 1610201							
	VALUE (\$000) VALEUR (\$000)	5,066	6,575	7,718	9,700	24	FRANCE FRANCE	54
80019-36	TOILET WATER, OTHER THAN TI 1610201 EAU DE TOILETTE, AUTRE QUE SOUS LE N.T. 1610201							
	VALUE (\$000) VALEUR (\$000)	2,925	4,422	5,116	6,561	30	FRANCE FRANCE	66
80019-46	COLOGNE, OTHER THAN 1610201 EAU DE COLOGNE, AUTRE QUE SOUS LE N.T. 1610201							
	VALUE (\$000) VALEUR (\$000)	2,196	3,623	4,323	6,656	44	UNITED STATES ETATS-UNIS	61
80049	TOILET PREPARATIONS & COSMETICS NES PREP. DE TOILETTE & COSMETIQUES NOA							
	VALUE (\$000) VALEUR (\$000)	70,252	83,032	97,037	108,150	15	UNITED STATES ETATS-UNIS	58
80049-12	LIP COSMETIC OTHER THAN UNDER TI 1610201 ROUGE A LEVRE AUTRE QUE SOUS LE N.T. 1610201							
	VALUE (\$000) VALEUR (\$000)	3,400	3,983	4,721	6,322	23	UNITED STATES ETATS-UNIS	66
80049-15	EYE COSMETIC OTHER THAN TI 1610201 PRODUIT DE BEAUTE POUR LES YEUX, A/Q SOUS LE N.T. 1610201							
	VALUE (\$000) VALEUR (\$000)	6,702	8,170	9,532	9,332	11	UNITED STATES ETATS-UNIS	53
80049-17	FACE CREAMS & LOTIONS OTHER THAN TI 1610201 CREMES & LOTIONS FACIALES, AUTRES QUE SOUS LE NT 1610201							
	VALUE (\$000) VALEUR (\$000)	6,642	8,845	8,585	10,409	16	UNITED STATES ETATS-UNIS	42
80049-29	FACE COSMETICS NES OTHER THAN TI 1610201 PRODUIT DE BEAUTE POUR VISAGE NDA, A/Q SOUS N.T. 1610201							
	VALUE (\$000) VALEUR (\$000)	7,254	6,853	7,171	8,034	4	UNITED STATES ETATS-UNIS	55
80049-53	MANICURE & PEDICURE PREP. O/T TI 1610201 PRODUIT MANUCURE & PEDICURE, AUTRES QUE N.T. 1610201							
	VALUE (\$000) VALEUR (\$000)	2,922	3,916	3,970	6,387	30	UNITED STATES ETATS-UNIS	79

## IMPORT DATA TRENDS - TENDANCES DES DONNEES SUR L'IMPORTATION

## SECTION 3 - END PRODUCTS, INEDIBLE

## SECTION 3 - PRODUITS FINIS, NON COMESTIBLES

CODE	COMMODITY MARCHANDISE		1982	1983	1984	AVE. ANNUAL GROWTH RATE (%) 1982-1985		MAJOR COUNTRY OF EXPORT - SHARE OF IMPORT MARKET (%) 1985	
						1985	ANNUEL MOYEN	PAYS EXPORTATEUR PRINCIPAL - PART DU MARCHE DES IMPORTATIONS	
80049-55	SCALP & HAIR PRODS NON-MED, O/T TI 1610201 PROUITS NON MED., CUIR CHEV. & CHEVEUX, A/Q N.T. 1610201	VALUE (\$000) VALEUR (\$000)	14,638	20,631	26,450	31,176	28	UNITED STATES ETATS-UNIS	65
80061	TOILET SOAP SAVON OE TOILETTE	QTY. METRIC (KG) QUANT. METRIQUE (KG)	2,586,520	2,848,103	2,808,453	3,111,241	6		
		QTY. IMPERIAL (LB) QUANT. IMPERIALE (LIV)	5,702,331	6,279,025	6,191,612	6,859,149	6		
		VALUE (\$000) VALEUR (\$000)	8,193	9,254	9,687	10,999	10	UNITED KINGDOM ROYAUME-UNI	37
80063	SOAP POWDERS AND FLAKES SAVON EN POUVRE ET EN FLOCONS	QTY. METRIC (KG) QUANT. METRIQUE (KG)	863,318	1,051,921	2,068,643	1,569,920	22		
		QTY. IMPERIAL (LB) QUANT. IMPERIALE (LIV)	1,903,300	2,319,100	4,560,600	3,461,100	22		
		VALUE (\$000) VALEUR (\$000)	991	1,108	2,302	1,662	19	UNITED STATES ETATS-UNIS	98
80065	LIQUID SOAP SAVON LIQUIDE	QTY. METRIC (KG) QUANT. METRIQUE (KG)	881,474	506,764	624,534	608,457	-12		
		QTY. IMPERIAL (LB) QUANT. IMPERIALE (LIV)	1,943,327	1,117,229	1,376,868	1,341,426	-12		
		VALUE (\$000) VALEUR (\$000)	1,815	1,004	1,396	1,322	-10	UNITED STATES ETATS-UNIS	86
80067	SOAP N E S SAVON N O A	QTY. METRIC (KG) QUANT. METRIQUE (KG)	2,344,471	683,061	952,494	1,570,510	-12		
		QTY. IMPERIAL (LB) QUANT. IMPERIALE (LIV)	5,168,700	1,505,900	2,099,900	3,462,400	-12		
		VALUE (\$000) VALEUR (\$000)	966	694	1,256	1,933	26	UNITED STATES ETATS-UNIS	63
80070	DETERGENTS, LAUNDRY, HOUSEHOLD TYPE DETERSIFS BLANCHISSAGE, DOMESTIQUE	QTY. METRIC (KG) QUANT. METRIQUE (KG)	2,342,904	2,726,906	2,309,803	3,979,720	19		
		QTY. IMPERIAL (LB) QUANT. IMPERIALE (LIV)	5,165,247	6,011,831	5,092,271	8,773,827	19		
		VALUE (\$000) VALEUR (\$000)	1,843	2,042	1,881	3,125	19	UNITED STATES ETATS-UNIS	99
80068-20	DETERGENTS, LAUNDRY, HOUSEHOLD TYPE DETERSIFS DE BLANCHISSAGE, MENAGERS	QTY. METRIC (KG) QUANT. METRIQUE (KG)	2,342,904	2,726,906	2,309,803	3,979,720	19		
		QTY. IMPERIAL (LB) QUANT. IMPERIALE (LIV)	5,165,247	6,011,831	5,092,271	8,773,827	19		

## IMPORT DATA TRENDS - TENDANCES DES DONNEES SUR L'IMPORTATION

## SECTION 3 - END PRODUCTS, INEDIBLE

## SECTION 3 - PRODUITS FINIS, NON COMESTIBLES

CODE	COMMODITY MARCHANDISE	1982	1983	1984	AVE. ANNUAL GROWTH RATE (%) 1982-1985 TAUX DE CROISSANCE 1985 ANNUEL MOYEN		MAJOR COUNTRY OF EXPORT - SHARE OF IMPORT MARKET (%) 1985 PAYS EXPORTATEUR PRINCIPAL - PART DU MARCHE DES IMPORTATIONS	
					1985	ANNUEL MOYEN		
80068-20	DETERGENTS, LAUNDRY, HOUSEHOLD TYPE DETERSIFS DE BLANCHISSAGE, MENAGERS			(CONT-D) (SUITE)				
	VALUE (\$000) VALEUR (\$000)	1,843	2,042	1,881	3,125	19	UNITED STATES ETATS-UNIS	99
80071	DETERGENTS, HOUSEHOLD NES DETERSIFS, DOMESTIQUE NDA							
	QTY. METRIC (KG) QUANT. METRIQUE (KG)	1,663,126	3,272,299	2,617,200	1,005,112	-16		
	QTY. IMPERIAL (LB) QUANT. IMPERIALE (LIV)	3,666,584	7,214,222	5,769,969	2,215,905	-16		
	VALUE (\$000) VALEUR (\$000)	2,234	4,681	4,154	1,572	-11	UNITED STATES ETATS-UNIS	72
80073	WASHING & CLEANING PREPARATIONS NES PREP. DE BLANCHISSAGE NETTOYAGE NDA							
	VALUE (\$000) VALEUR (\$000)	13,804	13,758	14,079	14,649	2	UNITED STATES ETATS-UNIS	89
80077	BOOT & SHOE POLISHES AND DRESSINGS CIRAGES ET APPRETS POUR CHAUSSURES							
	VALUE (\$000) VALEUR (\$000)	1,623	1,852	2,013	2,042	8	UNITED STATES ETATS-UNIS	68
80079	POLISHES, WAXES & RELATED PREP. NES CIRAGES, CIRES & PREP. CONNEXES NDA							
	VALUE (\$000) VALEUR (\$000)	4,805	4,579	4,347	4,707	-1	UNITED STATES ETATS-UNIS	82
80089	HOUSEHOLD CHEMICAL SPECIALTIES NES PROD. CHIM. SPECIAUX, DE MAISON NDA							
	VALUE (\$000) VALEUR (\$000)	10,234	14,287	17,485	19,294	23	UNITED STATES ETATS-UNIS	92
80089-53	GERMICIDES, HOUSEHOLD GERMICIDES, USAGE DOMESTIQUE							
	VALUE (\$000) VALEUR (\$000)	2,198	5,906	8,688	9,845	64	UNITED STATES ETATS-UNIS	100
80089-83	DEODORANT, NON-PERSONAL, HOUSEHOLD, ALL TYPES DESODORISANT, NON PERS., DOMESTIQUE, TOUT GENRE							
	VALUE (\$000) VALEUR (\$000)	2,826	2,511	3,304	3,656	9	UNITED STATES ETATS-UNIS	93
81017	JEWELLERY/FINDINGS, PRECIOUS METALS BIJOUX/FOURNIT. EN METAL PRECIEUX							
	VALUE (\$000) VALEUR (\$000)	25,675	33,527	39,552	54,918	29	ITALY ITALIE	41
81017-17	RINGS, JEWELLERY, PRECIOUS METAL BAGUES EN METAL PRECIEUX							
	VALUE (\$000) VALEUR (\$000)	992	1,564	3,073	8,532	103	HONG KONG HONG-KONG	63
81049-80	JEWELLERS FINDINGS, PRECIOUS METAL FOURNITURES DE BIJOUTERIE EN METAL PRECIEUX							
	VALUE (\$000) VALEUR (\$000)	6,715	9,275	7,069	7,815	5	UNITED STATES ETATS-UNIS	58
81022	ROSARIES & RELIG. COSTUME JEWELLERY CHAPELETS ET PARURES RELIGIEUSES							
	VALUE (\$000) VALEUR (\$000)	1,526	1,532	1,611	1,472	-1	UNITED STATES ETATS-UNIS	51

SEE EXPLANATORY NOTES / VOIR NOTES EXPLICATIVES



## IMPORT DATA TRENDS - TENDANCES DES DONNEES SUR L'IMPORTATION

## SECTION 3 - END PRODUCTS, INEDIBLE

## SECTION 3 - PRODUITS FINIS, NON COMESTIBLES

CODE	COMMODITY MARCHANDISE	1982	1983	1984	AVE. ANNUAL GROWTH RATE (%) 1982-1985 TAUX DE CROISSANCE ANNUEL MOYEN		MAJOR COUNTRY OF EXPORT - SHARE OF IMPORT MARKET (%) 1985 PAYS EXPORTATEUR PRINCIPAL - PART DU MARCHE DES IMPORTATIONS		
					1985	ANNUEL MOYEN			
81027	COSTUME JEWELLERY N E S PARURES N D A								
	VALUE (\$000) VALEUR (\$000)	18,755	23,189	41,492	60,156	47	UNITED STATES ETATS-UNIS	43	
81027-69	BRACELETS, WATCH, METAL NES BRACELETS DE MONTRE EN METAL, NDA								
	VALUE (\$000) VALEUR (\$000)	3,586	2,941	3,340	4,114	5	UNITED STATES ETATS-UNIS	38	
81033	PEARLS STRUNG PIERCED EXC NECKLACES PERLES ENFILEES, SAUF COLLIERS								
	VALUE (\$000) VALEUR (\$000)	1,359	7,594	15,370	15,182	122	JAPAN JAPON	79	
81049	SILVERWARE AND GOLDWARE N E S OBJETS D'ARGENT ET D'OR N D A								
	VALUE (\$000) VALEUR (\$000)	7,877	9,615	13,503	11,445	13	HONG KONG HONG-KONG	19	
81049-40	TABLE HOLLOWARE OF PRECIOUS METALS ARTICLES RELIGIEUX POUR L'AUTEL EN METAL PRECIEUX								
	VALUE (\$000) VALEUR (\$000)	2,475	2,697	4,717	4,060	18	UNITED KINGDOM ROYAUME-UNI	25	
82004	WRIST WATCHES MONTRES-BRACELETS								
	QTY. METRIC (NO) QUANT. METRIQUE (NOMB)	8,406,042	11,013,828	11,314,864	11,993,899	13			
	QTY. IMPERIAL (NO) QUANT. IMPERIALE (NOMB)	8,406,042	11,013,828	11,314,864	11,993,899	13			
	VALUE (\$000) VALEUR (\$000)	80,506	88,807	111,049	107,321	10	JAPAN JAPON	31	
82004-20	WATCHES, WRIST, AUTOMATIC INCL PRECIOUS METAL MONTRES-BRACELETS, AUTOM, Y COMPRIS CELLES EN METAL PREC								
	QTY. METRIC (NO) QUANT. METRIQUE (NOMB)	40,470	13,787	10,067	39,190	-1			
	QTY. IMPERIAL (NO) QUANT. IMPERIALE (NOMB)	40,470	13,787	10,067	39,190	-1			
	VALUE (\$000) VALEUR (\$000)	1,291	1,319	1,348	3,289	36	SWITZERLAND SUISSE	68	
82004-25	WATCHES, WRIST, BATTERY OPTD INCL PREC MET MONTRES-BRACELETS A PILE, Y COMPRIS CELLES EN METAL PREC								
	QTY. METRIC (NO) QUANT. METRIQUE (NOMB)	1,207,292	1,605,099	2,788,434	3,072,422	36			
	QTY. IMPERIAL (NO) QUANT. IMPERIALE (NOMB)	1,207,292	1,605,099	2,788,434	3,072,422	36			
	VALUE (\$000) VALEUR (\$000)	31,468	42,126	70,942	64,706	27	JAPAN JAPON	37	
82004-30	WATCHES, WRIST, ELECTRONIC, INCL PREC METAL MONTRES-BRACELETS, ELECT, Y COMPRIS CELLES EN MET PREC								
	QTY. METRIC (NO) QUANT. METRIQUE (NOMB)	6,292,521	8,425,395	7,556,756	7,446,217	6			
	QTY. IMPERIAL (NO) QUANT. IMPERIALE (NOMB)	6,292,521	8,425,395	7,556,756	7,446,217	6			
	VALUE (\$000) VALEUR (\$000)	33,561	29,346	21,107	19,691	-16	HONG KONG HONG-KONG	55	

## IMPORT DATA TRENDS - TENDANCES DES DONNEES SUR L'IMPORTATION

## SECTION 3 - END PRODUCTS, INEDIBLE

## SECTION 3 - PRODUITS FINIS, NON COMESTIBLES

CODE	COMMODITY MARCHANDISE	1982	1983	1984	AVE. ANNUAL GROWTH RATE (%) 1982-1985 TAUX DE CROISSANCE 1985 ANNUEL MOYEN		MAJOR COUNTRY OF EXPORT - SHARE OF IMPORT MARKET (%) 1985 PAYS EXPORTATEUR PRINCIPAL - PART DU MARCHE DES IMPORTATIONS	
82Q08	WATCHES N E S MONTRES N D A							
	QTY. METRIC (NO) QUANT. METRIQUE (NOMB)	3,089,977	2,048,584	813,582	962,753	-32		
	QTY. IMPERIAL (NO) QUANT. IMPERIALE (NOMB)	3,089,977	2,048,584	813,582	962,753	-32		
	VALUE (\$000) VALEUR (\$000)	11,732	5,854	3,551	3,647	-32	HONG KONG HONG-KONG	59
82Q12	WATCH CASES AND PARTS BOITIERES DE MONTRES ET LEURS PIECES							
	VALUE (\$000) VALEUR (\$000)	4,895	2,210	2,397	1,896	-27	HONG KONG HONG-KONG	30
82Q15	WATCH MOVEMENTS MOUVEMENTS DE MONTRES							
	QTY. METRIC (NO) QUANT. METRIQUE (NOMB)	1,643,574	526,402	575,870	431,180	-36		
	QTY. IMPERIAL (NO) QUANT. IMPERIALE (NOMB)	1,643,574	526,402	575,870	431,180	-36		
	VALUE (\$000) VALEUR (\$000)	11,327	4,029	3,465	2,870	-37	JAPAN JAPON	33
82Q18	PARTS OF WATCHES N E S PIECES DE MONTRES N D A							
	VALUE (\$000) VALEUR (\$000)	2,459	1,601	2,011	1,646	-12	JAPAN JAPON	28
82Q21	ELECTRIC CLOCKS HORLOGES ELECTRIQUES							
	QTY. METRIC (NO) QUANT. METRIQUE (NOMB)	776,085	1,577,773	1,727,945	1,667,715	29		
	QTY. IMPERIAL (NO) QUANT. IMPERIALE (NOMB)	776,085	1,577,773	1,727,945	1,667,715	29		
	VALUE (\$000) VALEUR (\$000)	7,459	12,087	13,589	13,037	20	JAPAN JAPON	25
82Q21-50	CLOCKS, BATTERY-OPERATED, EXCEPT FOR VEHICLES HORLOGES A PLIE, SAUF POUR AUTOMOBILES							
	QTY. METRIC (NO) QUANT. METRIQUE (NOMB)	267,041	1,132,035	1,128,885	1,183,647	63		
	QTY. IMPERIAL (NO) QUANT. IMPERIALE (NOMB)	267,041	1,132,035	1,128,885	1,183,647	63		
	VALUE (\$000) VALEUR (\$000)	3,643	8,807	9,649	9,607	38	JAPAN JAPON	32
82Q22	TRAVEL ALARM CLOCKS REVEILLE-MATIN DE VOYAGE							
	QTY. METRIC (NO) QUANT. METRIQUE (NOMB)	214,241	273,607	298,323	234,711	3		
	QTY. IMPERIAL (NO) QUANT. IMPERIALE (NOMB)	214,241	273,607	298,323	234,711	3		
	VALUE (\$000) VALEUR (\$000)	938	1,012	1,152	878	-2	HONG KONG HONG-KONG	46

## IMPORT DATA TRENDS - TENDANCES DES DONNEES SUR L'IMPORTATION

## SECTION 3 - END PRODUCTS, INEDIBLE

## SECTION 3 - PRODUITS FINIS, NON COMESTIBLES

CODE	COMMODITY MARCHANDISE	1982	1983	1984	AVE. ANNUAL GROWTH RATE (%) 1982-1985 TAUX DE CROISSANCE 1985 ANNUEL MOYEN		MAJOR COUNTRY OF EXPORT - SHARE OF IMPORT MARKET (%) 1985 PAYS EXPORTATEUR PRINCIPAL - PART DU MARCHE DES IMPORTATIONS	
82Q23	ALARM CLOCKS N E S REVEILLE-MATIN N D A							
	QTY. METRIC (NO) QUANT. METRIQUE (NOMB)	552,136	458,282	502,823	662,335	6		
	QTY. IMPERIAL (NO) QUANT. IMPERIALE (NOMB)	552,136	458,282	502,823	662,335	6		
	VALUE (\$000) VALEUR (\$000)	3,107	2,305	2,511	2,984	-1	HONG KONG HONG-KONG	54
82Q25	CLOCKS N E S HORLOGES N D A							
	QTY. METRIC (NO) QUANT. METRIQUE (NOMB)	1,410,284	1,563,135	1,494,644	1,552,082	3		
	QTY. IMPERIAL (NO) QUANT. IMPERIALE (NOMB)	1,410,284	1,563,135	1,494,644	1,552,082	3		
	VALUE (\$000) VALEUR (\$000)	16,660	15,909	20,578	21,198	8	UNITED STATES ETATS-UNIS	60
82Q25-50	CLOCKS, VEHICLES HORLOGES DE VEHICULES AUTOMOBILES							
	QTY. METRIC (NO) QUANT. METRIQUE (NOMB)	519,484	580,260	658,073	460,256	-4		
	QTY. IMPERIAL (NO) QUANT. IMPERIALE (NOMB)	519,484	580,260	658,073	460,256	-4		
	VALUE (\$000) VALEUR (\$000)	6,026	6,255	10,792	10,200	19	UNITED STATES ETATS-UNIS	96
82Q27	CLOCK MOVEMENTS, AND MECHANISMS MOUVEMENTS ET MECANISMES D'HORLOGE							
	QTY. METRIC (NO) QUANT. METRIQUE (NOMB)	570,321	967,824	1,520,227	1,353,879	33		
	QTY. IMPERIAL (NO) QUANT. IMPERIALE (NOMB)	570,321	967,824	1,520,227	1,353,879	33		
	VALUE (\$000) VALEUR (\$000)	2,628	3,357	5,032	5,261	26	GERMANY WEST ALLEMAGNE. D.	40
82Q28	PTS OF CLOCKS & CLOCKWORK MECH. NES PIECES D'HORLOGES DE MECANISMES NDA							
	VALUE (\$000) VALEUR (\$000)	3,030	3,957	3,899	4,129	11	UNITED STATES ETATS-UNIS	55
82Q89	SPECIAL TIME RECORDERS AND PARTS HORLOGES ENREGISTREUSES ET PIECES							
	QTY. METRIC (NO) QUANT. METRIQUE (NOMB)	214,051	213,541	443,765	472,945	30		
	QTY. IMPERIAL (NO) QUANT. IMPERIALE (NOMB)	214,051	213,541	443,765	472,945	30		
	VALUE (\$000) VALEUR (\$000)	5,653	6,369	9,079	11,976	28	UNITED STATES ETATS-UNIS	77
83215	BILLIARD EQUIPMENT AND PARTS ACCESSOIRES DE BILLARD ET PIECES							
	VALUE (\$000) VALEUR (\$000)	3,553	3,296	2,649	3,746	2	UNITED STATES ETATS-UNIS	51

## IMPORT DATA TRENDS - TENDANCES DES DONNEES SUR L'IMPORTATION

## SECTION 3 - END PRODUCTS, INEDIBLE

## SECTION 3 - PRODUITS FINIS, NON COMESTIBLES

CODE	COMMODITY MARCHANDISE	1982	1983	1984	AVE. ANNUAL GROWTH RATE (%) 1982-1985 TAUX DE CROISSANCE 1985 ANNUEL MOYEN		MAJOR COUNTRY OF EXPORT - SHARE OF IMPORT MARKET (%) 1985 PAYS EXPORTATEUR PRINCIPAL - PART DU MARCHE DES IMPORTATIONS	
83224	GOLF BALLS BALLES DE GOLF							
	QTY. METRIC (DOZ) QUANT. METRIQUE (DOUZ)	885,447	786,218	688,153	988,396	4		
	QTY. IMPERIAL (DOZ) QUANT. IMPERIALE (DOUZ)	885,447	786,218	688,153	988,396	4		
	VALUE (\$000) VALEUR (\$000)	9,095	8,868	8,090	7,944	-4	UNITED STATES ETATS-UNIS	95
83225	GOLF CLUBS AND FINISHED PARTS BATONS DE GOLF ET PIECES ACHEVEES							
	VALUE (\$000) VALEUR (\$000)	9,265	17,578	15,815	16,530	21	UNITED STATES ETATS-UNIS	75
83225-20	GOLF CLUBS, INDIVIDUAL BATONS DE GOLF, A L'UNITE							
	QTY. METRIC (NO) QUANT. METRIQUE (NOMB)	170,460	276,256	207,576	212,262	8		
	QTY. IMPERIAL (NO) QUANT. IMPERIALE (NOMB)	170,460	276,256	207,576	212,262	8		
	VALUE (\$000) VALEUR (\$000)	4,337	5,120	4,819	4,393	0	UNITED STATES ETATS-UNIS	88
83225-88	GOLF CLUBS, FINISHED PARTS OF PIECES FINIES DE BATONS DE GOLF							
	VALUE (\$000) VALEUR (\$000)	2,868	4,552	6,044	9,140	47	UNITED STATES ETATS-UNIS	72
83226	OTHER GOLF EQUIPMENT AND PARTS AUTRES ACCESSOIRES DE GOLF & PIECES							
	VALUE (\$000) VALEUR (\$000)	10,140	10,904	12,734	13,722	10	UNITED STATES ETATS-UNIS	52
83226-30	GOLF BAGS SACS DE GOLF							
	VALUE (\$000) VALEUR (\$000)	2,584	3,077	3,468	3,209	7	KOREA, SOUTH COREE DU SUD	47
83237	SKIS SKIS							
	QTY. METRIC (PAIR) QUANT. METRIQUE (PAIRE)	327,627	343,277	552,684	560,761	19		
	QTY. IMPERIAL (PAIR) QUANT. IMPERIALE (PAIRE)	327,627	343,277	552,684	560,761	19		
	VALUE (\$000) VALEUR (\$000)	14,590	15,717	22,004	22,950	16	AUSTRIA AUTRICHE	50
83237-20	SKIS, DOWNHILL SKIS ALPIN							
	QTY. METRIC (PAIR) QUANT. METRIQUE (PAIRE)	205,592	250,639	308,282	340,926	18		
	QTY. IMPERIAL (PAIR) QUANT. IMPERIALE (PAIRE)	205,592	250,639	308,282	340,926	18		
	VALUE (\$000) VALEUR (\$000)	11,743	13,559	16,691	17,795	15	AUSTRIA AUTRICHE	55
83237-30	SKIS, CROSS COUNTRY SKIS DE FOND							
	QTY. METRIC (PAIR) QUANT. METRIQUE (PAIRE)	112,991	84,640	219,341	194,124	20		
	QTY. IMPERIAL (PAIR) QUANT. IMPERIALE (PAIRE)	112,991	84,640	219,341	194,124	20		

## IMPORT DATA TRENDS - TENDANCES DES DONNEES SUR L'IMPORTATION

## SECTION 3 - END PRODUCTS, INEDIBLE

## SECTION 3 - PRODUITS FINIS, NON COMESTIBLES

CODE	COMMODITY MARCHANDISE	1982	1983	1984	AVE. ANNUAL GROWTH RATE (%) 1982-1985 TAUX DE CROISSANCE ANNUEL MOYEN		MAJOR COUNTRY OF EXPORT - SHARE OF IMPORT MARKET (%) 1985 PAYS EXPORTATEUR PRINCIPAL - PART DU MARCHE DES IMPORTATIONS		
					1985	1985			
83237-30	SKIS, CROSS COUNTRY SKIS DE FOND			(CONT-D) (SUITE)					
	VALUE (\$000) VALEUR (\$000)	2,463	1,945	4,191	4,313	20	AUSTRIA AUTRICHE	38	
83238	SKI BINDINGS AND FITTINGS ATTACHES POUR SKI								
	VALUE (\$000) VALEUR (\$000)	7,959	8,272	9,217	11,840	14	FRANCE FRANCE	52	
83239	SKIING EQUIPMENT AND PARTS N E S EQUIPEMENT DE SKI ET PIECES N D A								
	VALUE (\$000) VALEUR (\$000)	4,400	3,880	3,433	4,884	4	UNITED STATES ETATS-UNIS	23	
83243	TENNIS BALLS BALLES DE TENNIS								
	QTY. METRIC (DOZ) QUANT. METRIQUE (DOUZ)	477,840	450,344	429,918	395,318	-6			
	QTY. IMPERIAL (DOZ) QUANT. IMPERIALE (DOUZ)	477,840	450,344	429,918	395,318	-6			
	VALUE (\$000) VALEUR (\$000)	3,625	3,568	3,477	3,287	-3	UNITED STATES ETATS-UNIS	87	
83247	TENNIS & BADMINTON EQUIP & PTS NES ACCESS DE TENNIS BADMINTON, PCS NDA								
	VALUE (\$000) VALEUR (\$000)	11,040	14,562	15,771	14,139	8	TAIWAN TAIWAN	52	
83247-50	RACKETS DR RACQUETS, TENNIS, EXC TABLE TENNIS RAQUETTES DE TENNIS, SAUF TENNIS DE TABLE								
	VALUE (\$000) VALEUR (\$000)	4,245	5,816	6,295	6,052	13	TAIWAN TAIWAN	52	
83262	BALLS FDR SPDRTS AND GAMES N E S BALLES POUR SPORTS ET JOUTES N D A								
	VALUE (\$000) VALEUR (\$000)	9,248	11,604	11,567	11,961	9	UNITED STATES ETATS-UNIS	36	
83262-20	BALLS, BASEBALL AND SOFTBALL BALLES DE BASE-BALL ET DE BALLE-MOLLE								
	QTY. METRIC (DOZ) QUANT. METRIQUE (DOUZ)	115,924	175,103	216,199	181,052	16			
	QTY. IMPERIAL (DOZ) QUANT. IMPERIALE (DOUZ)	115,924	175,103	216,199	181,052	16			
	VALUE (\$000) VALEUR (\$000)	2,684	4,496	4,611	4,090	15	HAITI HAITI	39	
83269	GLDVES PROTEC HEADGEAR ATHLETIC NES GANTS ET CASQUES PROTECTEURS N D A								
	VALUE (\$000) VALEUR (\$000)	11,029	12,249	15,597	15,921	13	KDREA, SOUTH COREE DU SUD	44	
83269-20	GLOVES, BASEBALL GANTS DE BASE-BALL								
	QTY. METRIC (ND) QUANT. METRIQUE (NOMB)	517,542	655,322	759,950	657,801	8			
	QTY. IMPERIAL (ND) QUANT. IMPERIALE (NOMB)	517,542	655,322	759,950	657,801	8			
	VALUE (\$000) VALEUR (\$000)	5,132	6,408	8,165	7,244	12	KOREA, SOUTH COREE DU SUD	62	

SEE EXPLANATORY NOTES / VOIR NOTES EXPLICATIVES

## IMPORT DATA TRENDS - TENDANCES DES DONNEES SUR L'IMPORTATION

## SECTION 3 - END PRODUCTS, INEDIBLE

## SECTION 3 - PRODUITS FINIS, NON COMESTIBLES

CODE	COMMODITY MARCHANDISE	1982	1983	1984	AVE. ANNUAL GROWTH RATE (%) 1982-1985 TAUX DE CROISSANCE ANNUEL MOYEN		MAJOR COUNTRY OF EXPORT - SHARE OF IMPDRT MARKET (%) 1985 PAYS EXPORTATEUR PRINCIPAL - PART DU MARCHE DES IMPORTATIONS		
					1985	ANNUEL MOYEN			
83269-30	GLOVES, HOCKEY GANTS DE HOCKEY								
	QTY. METRIC (PAIR) QUANT. METRIQUE (PAIRE)	247,137	240,464	296,975	297,471	6			
	QTY. IMPERIAL (PAIR) QUANT. IMPERIALE (PAIRE)	247,137	240,464	296,975	297,471	6			
	VALUE (\$000) VALEUR (\$000)	3,230	2,831	3,551	4,196	9	TAIWAN TAIWAN	67	
83280	UNDERWATER DIVNG & SWIM EQUIP & PTS MAT. PLONGEE ET NATATION ET PIECES								
	VALUE (\$000) VALEUR (\$000)	4,029	4,268	5,188	6,055	14	UNITED STATES ETATS-UNIS	56	
83281	GYM. EXERCISE & HEALTH STUDIO EQUIP APPAREILS DE GYMNASTIQUE ET PIECES								
	VALUE (\$000) VALEUR (\$000)	6,523	11,532	19,528	33,426	71	UNITED STATES ETATS-UNIS	53	
83281-19	GYMNASIUM EQUIPMENT NES EQUIPEMENT DE GYMNASE NDA								
	VALUE (\$000) VALEUR (\$000)	1,075	1,515	2,069	3,092	42	UNITED STATES ETATS-UNIS	74	
83281-31	EXERCYCLES EXERCISEURS								
	VALUE (\$000) VALEUR (\$000)	411	1,653	2,860	5,694	138	UNITED STATES ETATS-UNIS	30	
83281-88	EXERCISE & HEALTH STUDIO EQUIPMENT PARTS, NES PIECES DE MAT PDUR CENTRE D'EXERCICE ET DE CONDI PHY NDA								
	VALUE (\$000) VALEUR (\$000)	391	950	3,158	4,983	132	UNITED STATES ETATS-UNIS	56	
83282	ICE HOCKEY EQUIPMENT AND PARTS EQUIPEMENT DE HOCKEY ET PIECES								
	VALUE (\$000) VALEUR (\$000)	6,813	7,528	8,189	9,360	11	FINLAND FINLANDE	46	
83282-50	STICKS, HOCKEY BATONS DE HOCKEY								
	QTY. METRIC (DOZ) QUANT. METRIQUE (DOUZ)	55,358	74,605	61,457	78,180	12			
	QTY. IMPERIAL (DOZ) QUANT. IMPERIALE (DOUZ)	55,358	74,605	61,457	78,180	12			
	VALUE (\$000) VALEUR (\$000)	3,301	4,522	3,893	4,939	14	FINLAND FINLANDE	85	
83284	FISHING RODS AND PARTS CANNES A PECHE ET PIECES								
	QTY. METRIC (NO) QUANT. METRIQUE (NOMB)	963,813	1,080,218	1,248,589	1,069,428	4			
	QTY. IMPERIAL (NO) QUANT. IMPERIALE (NOMB)	963,813	1,080,218	1,248,589	1,069,428	4			
	VALUE (\$000) VALEUR (\$000)	6,997	6,858	8,617	7,645	3	KOREA, SOUTH COREE DU SUD	36	
83284-30	FISHING RODS CANNES A PECHE								
	QTY. METRIC (NO) QUANT. METRIQUE (NOMB)	861,004	997,429	1,182,137	997,951	5			
	QTY. IMPERIAL (NO) QUANT. IMPERIALE (NOMB)	861,004	997,429	1,182,137	997,951	5			

## IMPORT DATA TRENDS - TENDANCES DES DONNEES SUR L'IMPDRTATION

## SECTION 3 - END PRODUCTS, INEDIBLE

## SECTION 3 - PRODUITS FINIS, NON COMESTIBLES

CODE	COMMODITY MARCHANDISE	1982	1983	1984	AVE. ANNUAL GROWTH RATE (%) 1982-1985 TAUX DE CROISSANCE ANNUEL MOYEN		MAJOR COUNTRY OF EXPDRT - SHARE OF IMPDRT MARKET (%) 1985 PAYS EXPDRTATEUR PRINCIPAL - PART DU MARCHE DES IMPORTATIONS	
					1985	ANNUEL MOYEN		
83284-30	FISHING RODS CANNES A PECHE			(CDNT-D) (SUITE)				
	VALUE (\$000) VALEUR (\$000)	6.004	5.842	7.208	6.792	4	KOREA, SOUTH COREE DU SUD	40
83285	FISHING TACKLE & PT NES, SPORTSMENS ENGINS DE PECHE ET PIECES, AMATEURS							
	VALUE (\$000) VALEUR (\$000)	19.117	20.128	22.248	23.309	7	UNITED STATES ETATS-UNIS	43
83285-20	REELS, FISHING, SPORTSMENS MOULINETS DE CANNE A PECHE, PDUR SPORTIFS							
	QTY. METRIC (NO) QUANT. METRIQUE (NOMB)	861.418	991.314	1.130.367	917.956	2		
	QTY. IMPERIAL (NO) QUANT. IMPERIALE (NOMB)	861.418	991.314	1.130.367	917.956	2		
	VALUE (\$000) VALEUR (\$000)	5.886	6.773	7.906	7.554	8	JAPAN JAPON	39
83285-40	HOOKS, FISHING, SPORTSMENS HAMECONS POUR SPORTIFS							
	VALUE (\$000) VALEUR (\$000)	4.327	4.540	4.556	5.316	7	UNITED STATES ETATS-UNIS	47
83287	SWIMMING, WADING PDDLs ABOVE GROUND PISCINES ET PATAUGEUSES SUR LE SOL							
	VALUE (\$000) VALEUR (\$000)	2.934	3.462	3.768	3.624	7	UNITED STATES ETATS-UNIS	74
83288	HUNTING EQUIP PTS EXC FIREARMS AMMO ARTICLES DE CHASSE SAUF ARMES A FEU							
	VALUE (\$000) VALEUR (\$000)	1.991	2.128	2.722	2.702	11	UNITED STATES ETATS-UNIS	79
83289	SPORTING RECREATION EQUIP & PTS NES ARTICLES DE SPORT & DIVERT. PCS NDA							
	VALUE (\$000) VALEUR (\$000)	23.158	26.891	35.781	38.109	18	UNITED STATES ETATS-UNIS	44
83289-11	ARCHERY EQUIPMENT EXC TOY MATERIEL DE TIR A L'ARC, SAUF JOUETS							
	VALUE (\$000) VALEUR (\$000)	2.967	2.990	2.566	3.153	2	UNITED STATES ETATS-UNIS	87
83289-88	SPORTING AND RECREATION EQUIPMENT PARTS NES PIECES D'EQUIPEMENT DE SPDRT ET DE MATERIEL RECREATIF NDA							
	VALUE (\$000) VALEUR (\$000)	1.692	2.724	4.077	4.535	38	UNITED STATES ETATS-UNIS	58
83292	COIN OPERATED AMUSEMENT MACH & PTS JEUX DITS APPAREILS A SDUS & PIECES							
	QTY. METRIC (NO) QUANT. METRIQUE (NOMB)	31.855	24.065	16.835	14,158	-24		
	QTY. IMPERIAL (NO) QUANT. IMPERIALE (NOMB)	31.855	24.065	16.835	14,158	-24		
	VALUE (\$000) VALEUR (\$000)	67.098	46.898	29.293	20.942	-32	UNITED STATES ETATS-UNIS	65
83292-20	COIN OPERATED AMUSEMENT MACHINES JEUX AUTDMATIQUES							
	QTY. METRIC (NO) QUANT. METRIQUE (NOMB)	31.855	24.065	16.835	14,158	-24		
	QTY. IMPERIAL (NO) QUANT. IMPERIALE (NOMB)	31.855	24.065	16.835	14,158	-24		

SEE EXPLANATORY NOTES / VOIR NDTES EXPLICATIVES

## IMPORT DATA TRENDS - TENDANCES DES DONNEES SUR L'IMPORTATION

## SECTION 3 - END PRODUCTS, INEDIBLE

## SECTION 3 - PRODUITS FINIS, NON COMESTIBLES

CODE	COMMODITY MARCHANDISE	1982	1983	1984	AVE. ANNUAL GROWTH RATE (%) 1982-1985 TAUX DE CROISSANCE ANNUEL MOYEN		MAJOR COUNTRY OF EXPORT - SHARE OF IMPORT MARKET (%) 1985 PAYS EXPORTATEUR PRINCIPAL - PART DU MARCHE DES IMPORTATIONS	
					1985	ANNUEL MOYEN		
83292-20	COIN OPERATED AMUSEMENT MACHINES JEUX AUTOMATIQUES			(CONT-D) (SUITE)				
	VALUE (\$000) VALEUR (\$000)	69,577	36,858	21,809	11,433	-42	UNITED STATES ETATS-UNIS	73
83292-28	COIN OPERATED AMUSEMENT MACHINES, PARTS OF PIECES DE JEUX AUTOMATIQUES							
	VALUE (\$000) VALEUR (\$000)	6,521	10,640	7,384	9,509	13	UNITED STATES ETATS-UNIS	56
83299	PLAYGROUND AND PARK EQUIP & PTS NES ARTICLES DE TERRAIN DE JEUX PCS NDA							
	VALUE (\$000) VALEUR (\$000)	10,228	14,205	15,282	37,090	53	UNITED STATES ETATS-UNIS	41
83299-15	ROLLER COASTERS, AMUSEMENT PARK, SOLD GRAND 8, PARC D'ATTRACTIONS, VENDU							
	VALUE (\$000) VALEUR (\$000)	385	19	10	6,095	149	GERMANY WEST ALLEMAGNE, O.	74
83299-18	AMUSEMENT PARK EQUIPMENT, SOLD, PARTS OF NES PIECES D'EQUIPEMENT POUR PARC D'ATTRACTIONS, VENDU, NDA							
	VALUE (\$000) VALEUR (\$000)	1,048	1,331	3,278	9,631	108	UNITED STATES ETATS-UNIS	46
83299-19	AMUSEMENT PARK EQUIPMENT NES, SOLD EQUIPEMENT POUR PARC D'ATTRACTIONS NDA, VENDU							
	VALUE (\$000) VALEUR (\$000)	7,628	11,691	10,344	19,035	35	UNITED STATES ETATS-UNIS	49
83701	PLAYING CARDS IN PACKS CARTES A JOUER EN PAQUETS							
	QTY. METRIC (PACK) QUANT. METRIQUE (JEU)	2,390,906	4,078,719	3,631,627	3,146,383	10		
	QTY. IMPERIAL (PACK) QUANT. IMPERIALE (PAQ)	2,390,906	4,078,719	3,631,627	3,146,383	10		
	VALUE (\$000) VALEUR (\$000)	1,419	2,705	2,354	1,661	5	UNITED STATES ETATS-UNIS	43
83709	GAMES AND ENTERTAINMENT EQUIP N E S JEUX & ACCESS DE DIVERTISSEMENT NDA							
	VALUE (\$000) VALEUR (\$000)	118,530	126,973	67,934	31,208	-36	UNITED STATES ETATS-UNIS	55
83709-30	GAMES, BOARDS AND SETS TABLEAUX ET ACCESSOIRES POUR JEUX DIVERS							
	VALUE (\$000) VALEUR (\$000)	3,648	3,953	3,828	3,809	1	TAIWAN TAIWAN	47
83709-50	PUZZLES PUZZLES (CASSE-TETE)							
	VALUE (\$000) VALEUR (\$000)	3,643	2,993	3,415	3,098	-5	UNITED STATES ETATS-UNIS	48
83709-85	GAMES, TV, EXC COIN OPERATED JEUX, APPAREILS DE TELEVISION, SAUF PAYANTS							
	VALUE (\$000) VALEUR (\$000)	85,075	100,053	42,960	9,901	-50	UNITED STATES ETATS-UNIS	74
83711	DOLLS POUPEES							
	VALUE (\$000) VALEUR (\$000)	14,952	16,167	38,067	34,672	32	HONG KONG HONG-KONG	39



## IMPORT DATA TRENDS - TENDANCES DES DONNEES SUR L'IMPORTATION

## SECTION 3 - END PRODUCTS, INEDIBLE

## SECTION 3 - PRODUITS FINIS, NON COMESTIBLES

CODE	COMMODITY MARCHANDISE	1982	1983	1984	AVE. ANNUAL GROWTH RATE (%) 1982-1985 TAUX DE CROISSANCE 1985 ANNUEL MOYEN		MAJOR COUNTRY OF EXPORT - SHARE OF IMPORT MARKET (%) 1985 PAYS EXPORTATEUR PRINCIPAL - PART DU MARCHE DES IMPORTATIONS	
83715	DOLLS' CLOTHING AND DOLL PARTS VETEMENTS ET PIECES DE POUPEES							
	VALUE (\$000) VALEUR (\$000)	2,902	2,807	6,665	6,293	29	HONG KONG HONG-KONG	51
83715-30	DOLLS CLOTHING VETEMENTS DE POUPEES							
	VALUE (\$000) VALEUR (\$000)	1,525	994	4,330	4,664	45	HONG KONG HONG-KONG	54
83716	STUFFED ANIMALS ANIMAUX BOURRES EN ETOFFE							
	VALUE (\$000) VALEUR (\$000)	16,968	15,428	31,803	39,984	33	KOREA, SOUTH COREE DU SUD	63
83716-20	STUFFED TOY ANIMALS, PLUSH-COVERED ANIMAUX JOUETS, REMBOURRES, RECOUVERTS DE PELUCHE							
	VALUE (\$000) VALEUR (\$000)	13,755	12,812	27,524	35,176	36	KOREA, SOUTH COREE DU SUD	63
83716-30	STUFFED TOY ANIMALS, EXCEPT PLUSH-COVERED ANIMAUX JOUETS REMBOURRES, SAUF RECOUVERTS DE PELUCHE							
	VALUE (\$000) VALEUR (\$000)	3,212	2,617	4,279	4,807	14	KOREA, SOUTH COREE DU SUD	63
83720	CONSTRUCTION TOYS AND PARTS JOUETS DE CONSTRUCTION ET PIECES							
	VALUE (\$000) VALEUR (\$000)	2,812	3,150	8,052	6,814	34	UNITED STATES ETATS-UNIS	42
83733	MECHANICAL TOYS AND PARTS JOUETS MECANQUES ET PIECES							
	VALUE (\$000) VALEUR (\$000)	13,709	13,760	13,312	16,198	6	JAPAN JAPON	32
83733-80	TOY MOTOR VEHICLES, CLOCKWORK & FRICTION VEHICULES MOTEURS, JOUETS, MEC A RESSORT ET A FRICTION							
	VALUE (\$000) VALEUR (\$000)	5,543	5,240	4,476	8,471	15	JAPAN JAPON	53
83736	ELECTRIC TOYS AND PARTS JOUETS ELECTRIQUES ET PIECES							
	VALUE (\$000) VALEUR (\$000)	20,083	15,149	20,045	20,096	0	HONG KONG HONG-KONG	48
83736-80	TOY VEHICLES, BATTERY-OPERATED VEHICULES, JOUETS, A PILES							
	VALUE (\$000) VALEUR (\$000)	4,117	5,440	9,655	5,925	13	HONG KONG HONG-KONG	51
83739	TOY VEHICLES N E S VEHICULES-JOUETS N O A							
	VALUE (\$000) VALEUR (\$000)	11,942	15,330	20,635	21,844	22	JAPAN JAPON	32
83742	MODEL BUILDING KITS JEUX DE CONSTRUCTION							
	VALUE (\$000) VALEUR (\$000)	4,527	4,745	5,821	5,788	8	UNITED STATES ETATS-UNIS	51
83748	TOY FURNITURE & HOUSEHOLD EQUIPMENT MEUBLES ET ARTICLES MENAGERS JOUETS							
	VALUE (\$000) VALEUR (\$000)	1,803	2,158	3,083	2,487	11	UNITED STATES ETATS-UNIS	70

SEE EXPLANATORY NOTES / VOIR NOTES EXPLICATIVES

## IMPORT DATA TRENDS - TENDANCES DES DONNEES SUR L'IMPORTATION

## SECTION 3 - END PRODUCTS, INEDIBLE

## SECTION 3 - PRODUITS FINIS, NON COMESTIBLES

CODE	COMMODITY MARCHANDISE	1982	1983	1984	1985	AVE. ANNUAL GROWTH RATE (%) 1982-1985 TAUX DE CROISSANCE ANNUEL MOYEN	MAJOR COUNTRY OF EXPORT - SHARE OF IMPORT MARKET (%) 1985 PAYS EXPORTATEUR PRINCIPAL - PART DU	
							MARCHE DES IMPORTATIONS	
83789	TOYS AND PARTS N E S JOUETS ET PIECES N D A							
	VALUE (\$000) VALEUR (\$000)	70,895	74,760	116,788	136,309	24	UNITED STATES ETATS-UNIS	29
83789-20	BALLOONS, TOY BALLONS GONFLABLES, JOUETS							
	VALUE (\$000) VALEUR (\$000)	1,685	1,875	3,048	3,346	25	UNITED STATES ETATS-UNIS	72
83789-88	TOY PARTS OF NES PIECES DE JOUETS NDA							
	VALUE (\$000) VALEUR (\$000)	13,401	13,055	17,013	15,433	5	UNITED STATES ETATS-UNIS	72
83792	TRICYCLES AND PARTS TRICYCLES ET PIECES							
	QTY. METRIC (NO) QUANT. METRIQUE (NOMB)	20,351	54,377	58,036	15,534	-9		
	QTY. IMPERIAL (NO) QUANT. IMPERIALE (NOMB)	20,351	54,377	58,036	15,534	-9		
	VALUE (\$000) VALEUR (\$000)	449	855	1,407	404	-3	UNITED STATES ETATS-UNIS	89
83799	CHILDRENS VEHICLES AND PARTS N E S VEHICULES D'ENFANTS ET PIECES N D A							
	VALUE (\$000) VALEUR (\$000)	2,302	3,644	4,278	2,871	8	UNITED STATES ETATS-UNIS	51
84412	AXMINSTER CARPETS IN ROLLS TAPIS AXMINSTER EN ROULEAUX							
	QTY. METRIC (M2) QUANT. METRIQUE (M2)	136,334	118,580	151,949	250,193	22		
	QTY. IMPERIAL (SQ YD) QUANT. IMPERIALE (VG CA)	163,053	141,820	181,729	299,227	22		
	VALUE (\$000) VALEUR (\$000)	3,077	2,344	3,578	5,441	21	UNITED KINGDOM ROYAUME-UNI	75
84412-20	CARPETS, AXMINSTER, WOOL/WOOL BLEND, IN ROLLS MOQUETTES AXMINSTER, LAINE ET MELANGE DE LAINE EN ROUL							
	QTY. METRIC (M2) QUANT. METRIQUE (M2)	86,014	74,008	123,396	190,936	30		
	QTY. IMPERIAL (SQ FT) QUANT. IMPERIALE (PI CA)	925,876	796,642	1,328,263	2,055,282	30		
	VALUE (\$000) VALEUR (\$000)	2,116	1,758	3,088	4,562	29	UNITED KINGDOM ROYAUME-UNI	75
84417	AXMINSTER RUGS, MATS AND RUNNERS TAPIS CARPETTES PASSAGES, AXMINSTER							
	QTY. METRIC (M2) QUANT. METRIQUE (M2)	40,149	25,259	81,753	49,853	7		
	QTY. IMPERIAL (SQ YD) QUANT. IMPERIALE (VG CA)	48,018	30,209	97,776	59,624	7		
	VALUE (\$000) VALEUR (\$000)	592	441	742	802	11	BELGIUM-LUXEMB BELGIQUE-LUX.	53
84423	WILTON CARPETS IN ROLLS TAPIS WILTON EN ROULEAUX							
	QTY. METRIC (M2) QUANT. METRIQUE (M2)	65,174	98,657	93,987	105,515	17		

SEE EXPLANATORY NOTES / VOIR NOTES EXPLICATIVES

## IMPORT DATA TRENDS - TENDANCES DES DONNEES SUR L'IMPORTATION

## SECTION 3 - END PRODUCTS, INEDIBLE

## SECTION 3 - PRODUITS FINIS, NON COMESTIBLES

CODE	COMMODITY MARCHANDISE	1982	1983	1984	AVE. ANNUAL GROWTH RATE (%) 1982-1985 TAUX DE CROISSANCE ANNUEL MOYEN		MAJOR COUNTRY OF EXPORT - SHARE OF IMPORT MARKET (%) 1985 PAYS EXPORTATEUR PRINCIPAL - PART DU MARCHE DES IMPORTATIONS	
					1985	ANNUEL MOYEN		
84423	WILTON CARPETS IN ROLLS TAPIS WILTON EN ROULEAUX			(CONT-D) (SUITE)				
	QTY. IMPERIAL (SQ YD) QUANT. IMPERIALE (VG CA)	77,947	117,993	112,407	126,194	17		
	VALUE (\$000) VALEUR (\$000)	1,444	1,957	1,947	2,025	12	UNITED KINGDOM ROYAUME-UNI	45
84427	WILTON RUGS, MATS AND RUNNERS TAPIS ET CARPETTES PASSAGES, WILTON							
	QTY. METRIC (M2) QUANT. METRIQUE (M2)	38,921	67,698	70,682	86,432	30		
	QTY. IMPERIAL (SQ YD) QUANT. IMPERIALE (VG CA)	46,549	80,966	84,535	103,372	30		
	VALUE (\$000) VALEUR (\$000)	553	838	933	1,329	33	BELGIUM-LUXEMB BELGIQUE-LUX.	60
84432	ORIENTAL RUGS, GENUINE TAPIS D'ORIENT VERITABLES							
	QTY. METRIC (M2) QUANT. METRIQUE (M2)	259,777	320,329	433,196	516,859	25		
	QTY. IMPERIAL (SQ YD) QUANT. IMPERIALE (VG CA)	310,690	383,109	518,097	616,156	25		
	VALUE (\$000) VALEUR (\$000)	14,182	15,235	20,499	24,817	20	INDIA INDE	39
84446	TAPESTRY & VELVET CARPET MAT RUNNER TAPISSERIE ET CARPETTES EN VELOUR							
	QTY. METRIC (M2) QUANT. METRIQUE (M2)	24,752	45,285	36,934	3,337	-49		
	QTY. IMPERIAL (SQ YD) QUANT. IMPERIALE (VG CA)	29,603	54,160	44,173	3,991	-49		
	VALUE (\$000) VALEUR (\$000)	423	715	654	128	-33	UNITED STATES ETATS-UNIS	49
84451	TUFTED CARPET IN ROLL POLYPROPYLENE TAPIS TUFTES, ROULEAU POLYPROPYLENE							
	QTY. METRIC (M2) QUANT. METRIQUE (M2)	37,964	129,362	198,009	227,316	81		
	QTY. IMPERIAL (SQ YD) QUANT. IMPERIALE (VG CA)	45,405	154,715	236,816	271,867	81		
	VALUE (\$000) VALEUR (\$000)	250	645	870	1,008	58	UNITED STATES ETATS-UNIS	41
84453	TUFTED CARPETS IN ROLLS, NYLON TAPIS TUFTES EN ROULEAUX, DE NYLON							
	QTY. METRIC (M2) QUANT. METRIQUE (M2)	1,283,644	2,127,446	2,074,910	2,203,718	20		
	QTY. IMPERIAL (SQ YD) QUANT. IMPERIALE (VG CA)	1,535,221	2,544,396	2,481,564	2,635,616	20		
	VALUE (\$000) VALEUR (\$000)	12,744	18,945	19,261	20,013	16	UNITED STATES ETATS-UNIS	82
84455	TUFTED CARPETS IN ROLLS N E S TAPIS TUFTES EN ROULEAUX N D A							
	QTY. METRIC (M2) QUANT. METRIQUE (M2)	651,217	1,202,649	2,003,266	2,557,309	57		

SEE EXPLANATORY NOTES / VOIR NOTES EXPLICATIVES

## IMPORT DATA TRENDS - TENDANCES DES DONNEES SUR L'IMPORTATION

## SECTION 3 - END PRODUCTS, INEDIBLE

## SECTION 3 - PRODUITS FINIS, NON COMESTIBLES

CODE	COMMODITY MARCHANDISE	1982	1983	1984	AVE. ANNUAL GROWTH RATE (%) 1982-1985 TAUX DE CROISSANCE ANNUEL MOYEN		MAJOR COUNTRY OF EXPORT - SHARE OF IMPORT MARKET (%) 1985 PAYS EXPORTATEUR PRINCIPAL - PART DU MARCHE DES IMPORTATIONS	
					1985	ANNUEL MOYEN		
84455	TUFTED CARPETS IN ROLLS N E S TAPIS TUFTES EN ROULEAUX N D A			(CONT-D) (SUITE)				
	QTY. IMPERIAL (SQ YD) QUANT. IMPERIALE (VG CA)	778,846	1,438,352	2,395,879	3,058,507	57		
	VALUE (\$000) VALEUR (\$000)	8,064	11,192	17,193	20,139	35	UNITED STATES ETATS-UNIS	40
84455-70	CARPETS, TUFTED, WOOL/WOOL BLENDS, IN ROLLS MOQUETTES TUFTÉES, LAINE ET MEL DE LAINE EN ROULEAUX							
	QTY. METRIC (M2) QUANT. METRIQUE (M2)	113,176	303,304	638,750	1,036,884	108		
	QTY. IMPERIAL (SQ FT) QUANT. IMPERIALE (PI CA)	1,218,259	3,264,847	6,875,677	11,161,297	108		
	VALUE (\$000) VALEUR (\$000)	2,333	3,947	6,725	9,630	60	NETHERLANDS PAYS-BAS	37
84459	TUFTED RUGS, MATS AND RUNNERS CARPETTES ET PASSAGES TUFTES							
	QTY. METRIC (M2) QUANT. METRIQUE (M2)	410,371	427,432	539,377	734,721	21		
	QTY. IMPERIAL (SQ YD) QUANT. IMPERIALE (VG CA)	490,798	511,203	645,088	878,716	21		
	VALUE (\$000) VALEUR (\$000)	4,182	4,739	6,726	8,449	26	UNITED STATES ETATS-UNIS	40
84459-80	RUGS, TUFTED, WOOL & WOOL BLENDS TAPIS TUFTES, EN LAINE ET MELANGE DE LAINE							
	QTY. METRIC (M2) QUANT. METRIQUE (M2)	67,786	68,450	189,388	262,347	56		
	QTY. IMPERIAL (SQ FT) QUANT. IMPERIALE (PI CA)	729,664	736,817	2,038,619	2,823,975	56		
	VALUE (\$000) VALEUR (\$000)	1,266	1,251	3,290	4,515	52	BELGIUM-LUXEMB BELGIQUE-LUX.	50
84475	BRAIDED RUGS AND MATS TAPIS ET CARPETTES TRESSES							
	QTY. METRIC (M2) QUANT. METRIQUE (M2)	232,734	347,564	200,027	223,918	-1		
	QTY. IMPERIAL (SQ YD) QUANT. IMPERIALE (VG CA)	278,347	415,682	239,229	267,803	-1		
	VALUE (\$000) VALEUR (\$000)	1,129	2,099	1,276	1,339	6	JAPAN JAPON	73
84483	HEMP, JUTE & SISAL MATS AND MATTING CARPETTES NATTES CHANVRE JUTE SISAL							
	QTY. METRIC (M2) QUANT. METRIQUE (M2)	109,910	69,376	79,560	76,762	-11		
	QTY. IMPERIAL (SQ YD) QUANT. IMPERIALE (VG CA)	131,451	82,973	95,153	91,806	-11		
	VALUE (\$000) VALEUR (\$000)	508	336	434	352	-12	UNITED STATES ETATS-UNIS	29
84485	COCDNUT FIBRE & CDIR MATS & MATTING CARPETTES, NATTES ETC FIBRE DE COCD							
	QTY. METRIC (M2) QUANT. METRIQUE (M2)	210,560	251,663	215,902	239,851	4		
	QTY. IMPERIAL (SQ YD) QUANT. IMPERIALE (VG CA)	251,827	300,986	258,216	286,859	4		

SEE EXPLANATORY NOTES / VOIR NOTES EXPLICATIVES

## IMPORT DATA TRENDS - TENDANCES DES DONNEES SUR L'IMPORTATION

## SECTION 3 - END PRODUCTS, INEDIBLE

## SECTION 3 - PRODUITS FINIS, NON COMESTIBLES

CODE	COMMODITY MARCHANDISE	1982	1983	1984	AVE. ANNUAL GROWTH RATE (%) 1982-1985 TAUX DE CROISSANCE ANNUEL MOYEN		MAJOR COUNTRY OF EXPORT - SHARE OF IMPORT MARKET (%) 1985 PAYS EXPORTATEUR PRINCIPAL - PART DU MARCHE DES IMPORTATIONS		
					1985	1985			
84495	COCONUT FIBRE & CDIR MATS & MATTING CARPETTES, NATTES ETC FIBRE DE COCO			(CDNT-D) (SUITE)					
	VALUE (\$000) VALEUR (\$000)	910	886	760	855	-2	INDIA INDE	65	
84492	RUBBER MATS AND MATTING NATTES ET PAILLASSONS EN CAOUTCHOUC								
	VALUE (\$000) VALEUR (\$000)	1,121	1,543	1,470	2,079	23	UNITED STATES ETATS-UNIS	82	
84495	PLASTIC MATS AND MATTING NATTES ET PAILLASSONS EN PLASTIQUE								
	VALUE (\$000) VALEUR (\$000)	1,479	1,000	1,380	1,898	8	UNITED STATES ETATS-UNIS	66	
84499	CARPETS, RUGS, MATS AND RUNNERS NES TAPIS, CARPETTES ET PASSAGES N D A								
	VALUE (\$000) VALEUR (\$000)	14,516	16,791	22,057	24,772	19	UNITED STATES ETATS-UNIS	69	
84499-14	CARPET TILES DALLES-TAPIS								
	QTY. METRIC (M2) QUANT. METRIQUE (M2)	124,609	182,034	367,277	442,064	52			
	QTY. IMPERIAL (SQ FT) QUANT. IMPERIALE (PI CA)	1,341,322	1,959,461	3,953,464	4,758,490	52			
	VALUE (\$000) VALEUR (\$000)	2,210	2,801	5,662	7,534	50	UNITED STATES ETATS-UNIS	92	
84499-19	CARPETS, NES MOQUETTES, NDA								
	QTY. METRIC (M2) QUANT. METRIQUE (M2)	775,617	577,942	704,190	722,353	-2			
	QTY. IMPERIAL (SQ FT) QUANT. IMPERIALE (PI CA)	8,348,947	6,221,115	7,580,085	7,775,598	-2			
	VALUE (\$000) VALEUR (\$000)	3,980	5,494	5,943	6,695	19	UNITED STATES ETATS-UNIS	62	
84501	CURTAINS, COTTON RIDEAUX DE COTON								
	QTY. METRIC (KG) QUANT. METRIQUE (KG)	38,157	28,131	36,582	27,963	-10			
	QTY. IMPERIAL (LB) QUANT. IMPERIALE (LIV)	84,122	62,019	80,649	61,648	-10			
	VALUE (\$000) VALEUR (\$000)	350	323	453	384	3	UNITED STATES ETATS-UNIS	94	
84503	CURTAINS, MAN-MADE TEXTILE FIBRE RIDEAUX DE FIBRES TEXTILES ARTIFIC.								
	QTY. METRIC (KG) QUANT. METRIQUE (KG)	30,360	76,132	80,473	116,139	56			
	QTY. IMPERIAL (LB) QUANT. IMPERIALE (LIV)	66,933	167,844	177,414	256,043	56			
	VALUE (\$000) VALEUR (\$000)	443	1,147	1,291	1,536	51	UNITED STATES ETATS-UNIS	43	

## IMPORT DATA TRENDS - TENDANCES DES DONNEES SUR L'IMPORTATION

## SECTION 3 - END PRODUCTS, INEDIBLE

## SECTION 3 - PRODUITS FINIS, NON COMESTIBLES

CODE	COMMODITY MARCHANDISE		1982	1983	1984	1985	AVE. ANNUAL GROWTH RATE (%) 1982-1985 TAUX DE CROISSANCE ANNUEL MOYEN		MAJOR COUNTRY OF EXPORT - SHARE OF IMPORT MARKET (%) 1985 PAYS EXPORTATEUR PRINCIPAL - PART DU MARCHÉ DES IMPORTATIONS	
<b>84505</b>	<b>CURTAINS N E S RIDEAUX N D A</b>									
	QTY. METRIC (KG) QUANT. METRIQUE (KG)		298,733	494,900	606,397	870,361	42			
	QTY. IMPERIAL (LB) QUANT. IMPERIALE (LIV)		658,598	1,091,073	1,336,884	1,918,828	42			
	VALUE (\$000) VALEUR (\$000)		1.202	1.781	2.482	3.372	41	TAIWAN TAIWAN		59
<b>84510</b>	<b>DRAPERIES &amp; TAPESTRIES EXCEPT RUGS TENTURES ET TAPISSERIES, SAUF TAPIS</b>									
	QTY. METRIC (KG) QUANT. METRIQUE (KG)		636,491	883,110	741,664	646,908	1			
	QTY. IMPERIAL (LB) QUANT. IMPERIALE (LIV)		1,403,229	1,946,935	1,635,097	1,426,195	1			
	VALUE (\$000) VALEUR (\$000)		5.992	8.439	7.926	7.775	9	UNITED STATES ETATS-UNIS		88
<b>84510-36</b>	<b>DRAPES, COTTON/RAYON TENTURES, COTON-RAYONNE</b>									
	QTY. METRIC (KG) QUANT. METRIQUE (KG)		131,072	761,907	619,537	515,270	57			
	QTY. IMPERIAL (LB) QUANT. IMPERIALE (LIV)		288,966	1,679,727	1,365,852	1,135,982	57			
	VALUE (\$000) VALEUR (\$000)		1,163	6,877	5,941	5,506	67	UNITED STATES ETATS-UNIS		100
<b>84601</b>	<b>BEDSPREADS, TEXTILE COUVRE-LITS DE MATIERES TEXTILES</b>									
	QTY. METRIC (NO) QUANT. METRIQUE (NOMB)		194,117	301,686	408,220	265,231	11			
	QTY. IMPERIAL (NO) QUANT. IMPERIALE (NOMB)		194,117	301,686	408,220	265,231	11			
	VALUE (\$000) VALEUR (\$000)		3,492	4,658	5,907	4,185	6	UNITED STATES ETATS-UNIS		60
<b>84633</b>	<b>BLANKETS OF COTTON COUVERTURES DE COTON</b>									
	QTY. METRIC (NO) QUANT. METRIQUE (NOMB)		228,593	287,071	328,594	397,623	20			
	QTY. IMPERIAL (NO) QUANT. IMPERIALE (NOMB)		228,593	287,071	328,594	397,623	20			
	VALUE (\$000) VALEUR (\$000)		470	788	892	1,302	40	PEOPLE R CHINA REP. POP. CHINE		66
<b>84639</b>	<b>BLANKETS N E S COUVERTURES N D A</b>									
	QTY. METRIC (NO) QUANT. METRIQUE (NOMB)		271,138	270,935	431,517	571,148	28			
	QTY. IMPERIAL (NO) QUANT. IMPERIALE (NOMB)		271,138	270,935	431,517	571,148	28			
	VALUE (\$000) VALEUR (\$000)		2,376	2,636	3,557	5,021	28	UNITED STATES ETATS-UNIS		25

## IMPORT DATA TRENDS - TENDANCES DES DONNEES SUR L'IMPORTATION

## SECTION 3 - END PRODUCTS, INEDIBLE

## SECTION 3 - PRODUITS FINIS, NON COMESTIBLES

CODE	COMMODITY MARCHANDISE		1982	1983	1984	AVE. ANNUAL GROWTH RATE (%) 1982-1985		MAJOR COUNTRY OF EXPORT - SHARE OF IMPORT MARKET (%) 1985	
						1985	ANNUAL MOYEN	PAYS EXPORTATEUR PRINCIPAL - PART DU MARCHE DES IMPORTATIONS	
84643	SHEETS, BED, COTTON DRAPS DE LIT DE COTON								
	QTY. METRIC (NO) QUANT. METRIQUE (NOMB)		321,075	543,055	507,019	332,105	1		
	QTY. IMPERIAL (NO) QUANT. IMPERIALE (NOMB)		321,075	543,055	507,019	332,105	1		
	VALUE (\$000) VALEUR (\$000)		1,437	2,516	2,666	2,321	17	UNITED STATES ETATS-UNIS	47
84645	SHEETS, BED, N E S EXCEPT RUBBER DRAPS DE LIT NDA, SAUF CAOUTCHOUC								
	QTY. METRIC (NO) QUANT. METRIQUE (NOMB)		1,079,602	1,426,596	1,492,854	1,275,395	6		
	QTY. IMPERIAL (NO) QUANT. IMPERIALE (NOMB)		1,079,602	1,426,596	1,492,854	1,275,395	6		
	VALUE (\$000) VALEUR (\$000)		7,233	9,544	10,881	9,618	10	UNITED STATES ETATS-UNIS	81
84645-20	SHEETS, BED, POLYESTER/COTTON, PERCALE, FLAT DRAPS DE LIT, PLATS, EN PERCALE DE POLY-COT								
	QTY. METRIC (NO) QUANT. METRIQUE (NOMB)		499,260	762,702	767,241	660,283	10		
	QTY. IMPERIAL (NO) QUANT. IMPERIALE (NOMB)		499,260	762,702	767,241	660,283	10		
	VALUE (\$000) VALEUR (\$000)		3,671	5,393	6,138	5,473	14	UNITED STATES ETATS-UNIS	87
84645-21	SHEETS, BED, POLYESTER/COTTON, PERCALE, FTD DRAPS-HOUSES POUR LIT, EN PERCALE DE POLYESTER-COT								
	QTY. METRIC (NO) QUANT. METRIQUE (NOMB)		335,754	500,899	468,167	375,355	4		
	QTY. IMPERIAL (NO) QUANT. IMPERIALE (NOMB)		335,754	500,899	468,167	375,355	4		
	VALUE (\$000) VALEUR (\$000)		2,212	3,392	3,537	3,074	11	UNITED STATES ETATS-UNIS	87
84653	PILLOW CASES, COTTON TAIES D'OREILLER DE COTON								
	QTY. METRIC (NO) QUANT. METRIQUE (NOMB)		1,430,209	1,451,156	861,375	1,235,276	-5		
	QTY. IMPERIAL (NO) QUANT. IMPERIALE (NOMB)		1,430,209	1,451,156	861,375	1,235,276	-5		
	VALUE (\$000) VALEUR (\$000)		1,570	1,310	1,215	1,375	-4	PEOPLE R CHINA REP. POP. CHINE	52
84659	PILLOW CASES, TEXTILE N E S TAIES D'OREILLER, MAT. TEXTILE NDA								
	QTY. METRIC (NO) QUANT. METRIQUE (NOMB)		949,109	1,183,914	1,441,563	1,323,965	11		
	QTY. IMPERIAL (NO) QUANT. IMPERIALE (NOMB)		949,109	1,183,914	1,441,563	1,323,965	11		
	VALUE (\$000) VALEUR (\$000)		1,939	2,648	2,995	2,626	10	UNITED STATES ETATS-UNIS	89
84699	BEDDING, TEXTILE N E S LITERIE DE MATIERES TEXTILES N D A								
	VALUE (\$000) VALEUR (\$000)		8,543	10,594	11,565	17,673	27	NEW ZEALAND NOUV.-ZELANDE	22

SEE EXPLANATORY NOTES / VOIR NOTES EXPLICATIVES

## IMPORT DATA TRENDS - TENDANCES DES DONNEES SUR L'IMPORTATION

## SECTION 3 - END PRODUCTS, INEDIBLE

## SECTION 3 - PRODUITS FINIS, NON COMESTIBLES

CODE	COMMODITY MARCHANDISE	1982	1983	1984	AVE. ANNUAL GROWTH RATE (%) 1982-1985		MAJOR COUNTRY OF EXPORT - SHARE OF IMPORT MARKET (%) 1985	
					1985	ANNUEL MOYEN	PAYS EXPORTATEUR PRINCIPAL - PART DU MARCHE DES IMPORTATIONS	
84699-59	SHEET & PILLOW CASE SETS, COTTON, NES DRAP ET TAIE D'OREILLER ASSORTIS EN COTON NDA							
	QTY. METRIC (NO) QUANT. METRIQUE (NOMB)	105,762	187,190	218,550	388,253	54		
	QTY. IMPERIAL (NO) QUANT. IMPERIALE (NOMB)	105,762	187,190	218,550	388,253	54		
	VALUE (\$000) VALEUR (\$000)	784	1,481	1,930	4,053	72	TURKEY TURQUIE	45
84699-63	SHEET & PILLOW CASE SETS, POLYESTER/COTTON DRAP ET TAIE D'OREILLER, ASSORTIS EN POLYESTER-COTON							
	QTY. METRIC (NO) QUANT. METRIQUE (NOMB)	264,169	370,090	378,223	447,741	19		
	QTY. IMPERIAL (NO) QUANT. IMPERIALE (NOMB)	264,169	370,090	378,223	447,741	19		
	VALUE (\$000) VALEUR (\$000)	3,198	4,599	4,668	4,855	15	BRAZIL BRESIL	42
84711	TABLECLOTHS NAPPES							
	QTY. METRIC (KG) QUANT. METRIQUE (KG)	1,481,482	1,647,513	1,914,555	1,838,536	7		
	QTY. IMPERIAL (LB) QUANT. IMPERIALE (LIV)	3,266,126	3,632,164	4,220,893	4,053,300	7		
	VALUE (\$000) VALEUR (\$000)	13,247	15,081	15,888	15,247	5	UNITED STATES ETATS-UNIS	34
84711-70	TABLECLOTHS, POLYESTER NAPPES DE POLYESTER							
	QTY. METRIC (KG) QUANT. METRIQUE (KG)	67,295	105,266	141,432	243,207	53		
	QTY. IMPERIAL (LB) QUANT. IMPERIALE (LIV)	148,360	232,072	311,806	536,182	53		
	VALUE (\$000) VALEUR (\$000)	869	1,575	2,187	3,192	54	UNITED STATES ETATS-UNIS	54
84715	TABLE NAPKINS, TEXTILE SERVIETTES DE TABLE DE MAT. TEXTILE							
	QTY. METRIC (KG) QUANT. METRIQUE (KG)	165,939	143,519	183,200	200,389	6		
	QTY. IMPERIAL (LB) QUANT. IMPERIALE (LIV)	365,834	316,407	403,888	441,785	6		
	VALUE (\$000) VALEUR (\$000)	2,104	1,985	2,321	2,478	6	UNITED STATES ETATS-UNIS	50
84720	TABLE NAPKINS, PAPER SERVIETTES DE TABLE DE PAPIER							
	QTY. METRIC (KG) QUANT. METRIQUE (KG)	1,013,314	1,735,216	1,751,087	1,348,748	10		
	QTY. IMPERIAL (LB) QUANT. IMPERIALE (LIV)	2,233,987	3,825,517	3,860,506	2,973,495	10		
	VALUE (\$000) VALEUR (\$000)	2,615	4,040	4,750	4,761	22	UNITED STATES ETATS-UNIS	92
84728	TABLE SETS ENSEMBLES DE TABLE							
	QTY. METRIC (KG) QUANT. METRIQUE (KG)	194,491	110,768	66,597	86,311	-24		

SEE EXPLANATORY NOTES / VOIR NOTES EXPLICATIVES



## IMPORT DATA TRENDS - TENDANCES DES DONNEES SUR L'IMPORTATION

## SECTION 3 - END PRODUCTS, INEDIBLE

## SECTION 3 - PRODUITS FINIS, NON COMESTIBLES

CODE	COMMODITY MARCHANDISE	1982	1983	1984	AVE. ANNUAL GROWTH RATE (%) 1982-1985 TAUX DE CROISSANCE 1985 ANNUEL MOYEN		MAJOR COUNTRY OF EXPORT - SHARE OF IMPORT MARKET (%) 1985 PAYS EXPORTATEUR PRINCIPAL - PART DU MARCHE DES IMPORTATIONS	
84728	TABLE SETS ENSEMBLES DE TABLE			(CONT-D) (SUITE)				
	QTY. IMPERIAL (LB) QUANT. IMPERIALE (LIV)	428,781	244,202	146,823	190.284	-24		
	VALUE (\$000) VALEUR (\$000)	3,603	2,419	1,464	1,634	-23	PEOPLE R CHINA REP. POP. CHINE	44
84739	TABLE DRESSER COVERS SCARFS ETC NES TAPIS DE TABLE, NAPPERONS, ETC. NDA							
	QTY. METRIC (KG) QUANT. METRIQUE (KG)	992,885	1,015,211	1,322,095	1,409,334	12		
	QTY. IMPERIAL (LB) QUANT. IMPERIALE (LIV)	2,188,949	2,238,168	2,914,735	3,107,066	12		
	VALUE (\$000) VALEUR (\$000)	5,821	5,804	7,128	7,597	9	UNITED STATES ETATS-UNIS	30
84803	TOWELS, COTTON, TERRY SERVIETTES DE COTON EPONGE							
	QTY. METRIC (KG) QUANT. METRIQUE (KG)	1,819,420	2,867,694	3,338,733	3,070,837	19		
	QTY. IMPERIAL (LB) QUANT. IMPERIALE (LIV)	4,011,155	6,322,216	7,350,684	6,770,071	19		
	VALUE (\$000) VALEUR (\$000)	12,652	20,037	25,314	23,614	23	UNITED STATES ETATS-UNIS	19
84803-20	TOWELS, BATH, COTTON, TERRY SERVIETTES DE BAIN, COTON FRISE							
	QTY. METRIC (KG) QUANT. METRIQUE (KG)	1,687,215	2,796,066	3,263,110	3,004,252	21		
	QTY. IMPERIAL (LB) QUANT. IMPERIALE (LIV)	3,719,681	6,164,303	7,193,963	6,623,276	21		
	VALUE (\$000) VALEUR (\$000)	11,893	19,641	24,836	23,168	25	UNITED STATES ETATS-UNIS	19
84805	TOWELS, COTTON N E S SERVIETTES DE COTON N D A							
	QTY. METRIC (KG) QUANT. METRIQUE (KG)	828,806	1,152,458	1,270,669	930,664	4		
	QTY. IMPERIAL (LB) QUANT. IMPERIALE (LIV)	1,827,215	2,540,749	2,801,361	2,051,773	4		
	VALUE (\$000) VALEUR (\$000)	3,921	5,260	5,661	4,425	4	PEOPLE R CHINA REP. POP. CHINE	68
84805-20	TOWELS, DISH, COTTON SERVIETTES A VAISSELLE EN COTON							
	QTY. METRIC (KG) QUANT. METRIQUE (KG)	750,074	1,102,767	1,195,106	883,608	6		
	QTY. IMPERIAL (LB) QUANT. IMPERIALE (LIV)	1,653,639	2,431,198	2,634,771	1,948,093	6		
	VALUE (\$000) VALEUR (\$000)	3,485	5,018	5,292	4,144	6	PEOPLE R CHINA REP. POP. CHINE	73
84807	TOWELS, LINEN SERVIETTES DE TOILE							
	QTY. METRIC (KG) QUANT. METRIQUE (KG)	145,458	144,749	108,037	116,743	-7		
	QTY. IMPERIAL (LB) QUANT. IMPERIALE (LIV)	320,681	319,119	238,183	257,376	-7		

SEE EXPLANATORY NOTES / VOIR NOTES EXPLICATIVES

## IMPORT DATA TRENDS - TENDANCES DES DONNEES SUR L'IMPORTATION

## SECTION 3 - END PRODUCTS, INEDIBLE

## SECTION 3 - PRODUITS FINIS. NON COMESTIBLES

CODE	COMMODITY MARCHANDISE	1982	1983	1984	AVE. ANNUAL GROWTH RATE (%) 1982-1985 TAUX DE CROISSANCE 1985 ANNUEL MOYEN		MAJOR COUNTRY OF EXPORT - SHARE OF IMPORT MARKET (%) 1985 PAYS EXPORTATEUR PRINCIPAL - PART DU MARCHE DES IMPORTATIONS	
					1985	ANNUEL MOYEN		
84807	TOWELS, LINEN SERVIETTES DE TDILE			(CONT-D) (SUITE)				
	VALUE (\$000) VALEUR (\$000)	707	755	588	654	-2	POLAND POLDNE	64
84810	TOWELS N E S SERVIETTES N D A							
	QTY. METRIC (KG) QUANT. METRIQUE (KG)	1,068,373	1,108,282	1,506,620	1,489,251	11		
	QTY. IMPERIAL (LB) QUANT. IMPERIALE (LIV)	2,355,372	2,443,357	3,321,545	3,283,253	11		
	VALUE (\$000) VALEUR (\$000)	7,159	7,494	8,902	6,670	-2	UNITED STATES ETATS-UNIS	77
84810-50	TOWELS, BATH, BLENDS, TERRY SERVIETTES DE BAIN, EPONGE D'UN MELANGE DE FIBRES							
	QTY. METRIC (KG) QUANT. METRIQUE (KG)	467,883	533,971	628,752	391,762	-6		
	QTY. IMPERIAL (LB) QUANT. IMPERIALE (LIV)	1,031,511	1,177,210	1,386,169	863,692	-6		
	VALUE (\$000) VALEUR (\$000)	5,721	6,006	6,680	3,943	-12	UNITED STATES ETATS-UNIS	87
84825	WASHCLDTHS. TOWEL SETS COTTON TERRY DEBARBOUILLETTE ENSEMB COTON-EPONGE							
	QTY. METRIC (KG) QUANT. METRIQUE (KG)	347,190	671,091	877,185	642,915	23		
	QTY. IMPERIAL (LB) QUANT. IMPERIALE (LIV)	765,426	1,479,511	1,933,871	1,417,392	23		
	VALUE (\$000) VALEUR (\$000)	2,527	4,637	6,160	4,624	22	PEOPLE R CHINA REP. POP. CHINE	40
84825-20	WASHCLDTHS. COTTON TERRY SERVIETTES DE TOILETTE EN COTON FRISE							
	QTY. METRIC (KG) QUANT. METRIQUE (KG)	268,168	544,754	712,160	461,955	20		
	QTY. IMPERIAL (LB) QUANT. IMPERIALE (LIV)	591,212	1,200,984	1,570,052	1,018,441	20		
	VALUE (\$000) VALEUR (\$000)	1,902	3,736	5,005	3,348	21	PEOPLE R CHINA REP. POP. CHINE	49
84835	BATH MATS & BATH MAT SETS CDT TERRY DESCENTES DE BAIN ENSEMB.CDT-EPONGE							
	QTY. METRIC (KG) QUANT. METRIQUE (KG)	16,040	17,067	33,837	49,195	45		
	QTY. IMPERIAL (LB) QUANT. IMPERIALE (LIV)	35,363	37,626	74,599	108,457	45		
	VALUE (\$000) VALEUR (\$000)	97	103	237	347	52	UNITED STATES ETATS-UNIS	51
84839	WASHCLDTHS, BATH MATS AND SETS NES DEBARBOUILLETES ENSEMB DE BAIN NDA							
	QTY. METRIC (KG) QUANT. METRIQUE (KG)	328,739	409,161	576,522	679,701	27		
	QTY. IMPERIAL (LB) QUANT. IMPERIALE (LIV)	724,750	902,051	1,271,020	1,498,492	27		
	VALUE (\$000) VALEUR (\$000)	2,569	3,353	4,952	5,796	31	UNITED STATES ETATS-UNIS	86

## IMPORT DATA TRENDS - TENDANCES DES DONNEES SUR L'IMPORTATION

## SECTION 3 - END PRODUCTS, INEDIBLE

## SECTION 3 - PRODUITS FINIS, NON COMESTIBLES

CODE	COMMODITY MARCHANDISE	1982	1983	1984	AVE. ANNUAL GROWTH RATE (%) 1982-1985		MAJOR COUNTRY OF EXPORT - SHARE OF IMPORT MARKET (%) 1985	
					1985	ANNUEL MOYEN	PAYS EXPORTATEUR PRINCIPAL - PART DU MARCHE DES IMPORTATIONS	
84909	FURNITURE COVERS, TEXTILE HOUSSE POUR MEUBLES DE MAT. TEXTILE							
	VALUE (\$000) VALEUR (\$000)	1,616	1,182	1,225	1,566	-1	UNITED STATES ETATS-UNIS	52
84916	CUSHION COVERS, TEXTILE COUVRE-COUSSINS DE MATIERE TEXTILE							
	VALUE (\$000) VALEUR (\$000)	771	1,278	1,311	1,571	27	TAIWAN TAIWAN	35
84924	TOILET PAPER, PACKAGED PAPIER HYGIENIQUE EN PAQUETS							
	QTY. METRIC (KG) QUANT. METRIQUE (KG)	2,395,221	2,404,549	2,106,189	1,820,913	-9		
	QTY. IMPERIAL (LB) QUANT. IMPERIALE (LIV)	5,280,586	5,301,150	4,643,377	4,014,448	-9		
	VALUE (\$000) VALEUR (\$000)	3,421	3,214	3,094	3,095	-3	UNITED STATES ETATS-UNIS	66
84999	HOUSE FURNISHINGS AND SUPPLIES AMEUBLEMENT, FOURNITURES MAISON NDA							
	VALUE (\$000) VALEUR (\$000)	4,259	5,382	6,153	6,711	16	PEOPLE R CHINA REP. POP. CHINE	28
84999-60	CUSHIONS EXC BED PILLOWS COUSSINS, SAUF OREILLER DE LIT							
	VALUE (\$000) VALEUR (\$000)	846	1,038	1,800	3,003	52	ITALY ITALIE	35
85007	COOKING UTENSILS, ALUMINUM & PARTS USTENS. DE CUISINE D'ALUMINIUM PCS.							
	VALUE (\$000) VALEUR (\$000)	14,891	23,615	22,417	18,385	7	UNITED STATES ETATS-UNIS	30
85007-20	COOKING UTENSILS, ALUMINUM, HOUSEHOLD USTENSILES DE CUISINE EN ALUMINIUM, USAGE DOMESTIQUE							
	VALUE (\$000) VALEUR (\$000)	13,138	21,348	20,764	17,151	9	UNITED STATES ETATS-UNIS	29
85011	COOKING UTENSILS, STAINLESS, & PTS USTENS. DE CUISINE ACIER INOXYD PCS							
	VALUE (\$000) VALEUR (\$000)	17,628	20,757	21,695	22,038	8	UNITED STATES ETATS-UNIS	27
85011-20	COOKING UTENSILS, SS, HOUSEHOLD USTENSILES DE CUISINE, ACIER INOXYDABLE, DOMESTIQUE							
	VALUE (\$000) VALEUR (\$000)	14,598	19,166	18,591	19,333	10	KOREA, SOUTH COREE DU SUD	28
85013	COOK. UTENSILS VITREOUS ENAMEL & PT USTENS DE CUISINE EMAIL VITREUX PCS							
	VALUE (\$000) VALEUR (\$000)	5,574	6,690	8,147	7,291	9	UNITED STATES ETATS-UNIS	28
85013-30	COOKING UTENSILS, VIT ENAM/STEEL USTENSILES DE CUISINE, EN ACIER EMAIL VITRIFIE							
	VALUE (\$000) VALEUR (\$000)	2,993	4,617	5,810	5,341	21	UNITED STATES ETATS-UNIS	34
85015	COOKING UTENSILS, GLASS, AND PARTS USTENSILES DE CUISINE DE VERRE, PCS							
	VALUE (\$000) VALEUR (\$000)	10,456	10,572	13,762	20,784	25	UNITED STATES ETATS-UNIS	73

SEE EXPLANATORY NOTES / VOIR NOTES EXPLICATIVES

## IMPORT DATA TRENDS - TENDANCES DES DONNEES SUR L'IMPORTATION

## SECTION 3 - END PRODUCTS, INEDIBLE

## SECTION 3 - PRODUITS FINIS, NON COMESTIBLES

CODE	COMMODITY MARCHANDISE	1982	1983	1984	AVE. ANNUAL GROWTH RATE (%) 1982-1985 TAUX DE CROISSANCE 1985 ANNUEL MOYEN		MAJOR COUNTRY OF EXPORT - SHARE OF IMPORT MARKET (%) 1985 PAYS EXPORTATEUR PRINCIPAL - PART DU MARCHE DES IMPORTATIONS	
					1985	ANNUEL MOYEN		
85015-20	COOKING UTENSILS, GLASS USTENSILES DE CUISINE EN VERRE							
	VALUE (\$000) VALEUR (\$000)	9,139	8,712	11,640	14,084	15	UNITED STATES ETATS-UNIS	60
85015-28	COOKING UTENSILS, GLASS, PARTS OF PIECES D'USTENSILES DE CUISINE EN VERRE							
	VALUE (\$000) VALEUR (\$000)	1,316	1,860	2,121	6,700	71	UNITED STATES ETATS-UNIS	100
85019	COOKING UTENSILS AND PARTS N E S USTENSILES DE CUISINE ET PIECES NDA							
	VALUE (\$000) VALEUR (\$000)	9,114	11,923	13,257	15,876	20	UNITED STATES ETATS-UNIS	68
85024	SIEVES, SIFTERS AND COLANDERS TAMIS ET PASSOIRES							
	VALUE (\$000) VALEUR (\$000)	328	506	759	953	42	ITALY ITALIE	29
85034	BREAD BOXES CANISTERS & COOKIE JARS BOITES A PAIN BISCUITS, METALLIQUES							
	VALUE (\$000) VALEUR (\$000)	2,133	2,204	3,276	3,305	16	UNITED STATES ETATS-UNIS	43
85039	FOOD PREP. AND STORAGE UTENSILS NES USTENS. PREP CONSERVER ALIMENTS NDA							
	VALUE (\$000) VALEUR (\$000)	8,252	12,172	18,495	19,307	32	UNITED STATES ETATS-UNIS	72
85039-20	BOWLS, MIXING, INCLUDING SETS, KITCHEN BOLS A MELANGER Y COMPRIS ENSEMBLES PR CUISINE							
	VALUE (\$000) VALEUR (\$000)	2,731	4,334	9,585	6,876	36	UNITED STATES ETATS-UNIS	81
85044	FOOD CHOPPERS, CUTTERS, HAND & PTS MACH HACHER CDUPER ALIM. A MAIN PCS							
	VALUE (\$000) VALEUR (\$000)	1,161	1,615	2,067	2,220	24	UNITED STATES ETATS-UNIS	18
85046	CAN OPENERS, HAND OPERATED OUVRE-BOITES, ACTIONNES A LA MAIN							
	VALUE (\$000) VALEUR (\$000)	900	1,241	1,404	1,548	20	UNITED STATES ETATS-UNIS	65
85049	KITCHEN TOOLS & HAND APPL & PTS NES OUTILS DE CUISINE ACCESS & PCS. NDA							
	VALUE (\$000) VALEUR (\$000)	10,790	14,624	17,581	15,603	13	HONG KONG HONG-KONG	21
85052	TABLE KNIVES FORKS SPOONS STAINLESS COUTEAU FOURCHETTE CUIILLERE INOXYD.							
	QTY. METRIC (DOZ) QUANT. METRIQUE (DOUZ)	2,368,375	3,930,342	4,543,713	5,114,377	29		
	QTY. IMPERIAL (DOZ) QUANT. IMPERIALE (DOUZ)	2,368,375	3,930,342	4,543,713	5,114,377	29		
	VALUE (\$000) VALEUR (\$000)	7,184	9,278	11,518	13,942	24	KOREA, SOUTH COREE DU SUD	40

## IMPORT DATA TRENDS - TENDANCES DES DONNEES SUR L'IMPORTATION

## SECTION 3 - END PRODUCTS, INEDIBLE

## SECTION 3 - PRODUITS FINIS, NON COMESTIBLES

CODE	COMMODITY MARCHANDISE	1982	1983	1984	AVE. ANNUAL GROWTH RATE (%) 1982-1985 TAUX DE CROISSANCE 1985 ANNUEL MOYEN	MAJOR COUNTRY OF EXPORT - SHARE OF IMPORT MARKET (%) 1985 PAYS EXPORTATEUR PRINCIPAL - PART DU MARCHE DES IMPORTATIONS	
85059	KITCHEN AND TABLE CUTLERY N E S COUTELLERIE DE CUISINE DE TABLE NDA						
	VALUE (\$000)	16,020	16,554	21,036	17,667	3	JAPAN
	VALEUR (\$000)						JAPON
85059-79	KITCHEN CUTLERY N E S COUVERTS ET COUTELLERIE DE CUISINE NDA						
	VALUE (\$000)	5,637	6,921	8,083	7,110	8	GERMANY WEST
	VALEUR (\$000)						ALLEMAGNE, O.
85062	TABLEWARE, CERAMIC ARTICLES DE TABLE DE CERAMIQUE						
	VALUE (\$000)	92,679	93,068	104,426	111,829	6	UNITED KINGDOM
	VALEUR (\$000)						ROYAUME-UNI
85062-20	TABLEWARE, BONE CHINA SERVICES DE TABLE EN PORCELAINE FINE						
	VALUE (\$000)	21,510	21,206	22,685	26,532	7	UNITED KINGDOM
	VALEUR (\$000)						ROYAUME-UNI
85062-30	TABLEWARE, CHINA/CHINAWARE AND PORCELAIN SERVICES DE TABLE EN PORCELAINE						
	VALUE (\$000)	38,426	31,708	38,415	36,719	-1	JAPAN
	VALEUR (\$000)						JAPON
85062-40	TABLEWARE, SEMI-PORCELAIN SERVICES DE TABLE EN SEMI-PORCELAINE						
	VALUE (\$000)	13,561	16,700	16,123	18,430	11	UNITED KINGDOM
	VALEUR (\$000)						ROYAUME-UNI
85062-50	TABLEWARE, EARTHENWARE, EXC TEAPOTS SERVICES DE TABLE EN FAIENCE SAUF THEIERES						
	VALUE (\$000)	7,971	8,686	10,173	12,489	16	JAPAN
	VALEUR (\$000)						JAPON
85063	TUMBLER & STEMWARE GLASS OR CRYSTAL VERRES SANS/SUR PIED, VERRE CRISTAL						
	VALUE (\$000)	22,479	31,840	33,648	38,517	19	FRANCE
	VALEUR (\$000)						FRANCE
85063-20	STEMWARE, CRYSTAL VERRES A PIED EN CRISTAL						
	VALUE (\$000)	11,252	13,665	14,502	15,071	10	FRANCE
	VALEUR (\$000)						FRANCE
85063-30	STEMWARE, GLASS, EXCEPT CRYSTAL STEMWARE VERRES A PIED SAUF DE CRISTAL						
	VALUE (\$000)	4,693	8,168	8,717	10,451	30	FRANCE
	VALEUR (\$000)						FRANCE
85063-40	TUMBLERS, CRYSTAL VERRES DE CRISTAL						
	VALUE (\$000)	2,591	2,960	3,587	4,083	16	SPAIN
	VALEUR (\$000)						ESPAGNE
85063-50	TUMBLERS, GLASS, EXCEPT CRYSTAL TUMBLERS VERRES SAUF DE CRISTAL						
	VALUE (\$000)	3,944	7,047	6,841	8,911	31	UNITED STATES
	VALEUR (\$000)						ETATS-UNIS
85064	TABLEWARE, GLASS N E S VERRERIE DE TABLE N D A						
	VALUE (\$000)	34,977	36,867	35,987	38,152	3	UNITED STATES
	VALEUR (\$000)						ETATS-UNIS
85066	TABLEWARE, PAPER ARTICLES DE TABLE DE PAPIER						
	VALUE (\$000)	4,377	2,733	3,262	3,979	-3	UNITED STATES
	VALEUR (\$000)						ETATS-UNIS

## IMPORT DATA TRENDS - TENDANCES DES DONNEES SUR L'IMPORTATION

## SECTION 3 - END PRODUCTS, INEDIBLE

## SECTION 3 - PRODUITS FINIS, NON COMESTIBLES

CODE	COMMODITY MARCHANDISE	1982	1983	1984	AVE. ANNUAL GROWTH RATE (%) 1982-1985 TAUX DE CROISSANCE 1985 ANNUEL MOYEN		MAJOR COUNTRY OF EXPORT - SHARE OF IMPORT MARKET (%) 1985 PAYS EXPORTATEUR PRINCIPAL - PARTI DU MARCHE DES IMPORTATIONS	
85068	TABLEWARE, PLASTIC ARTICLES DE TABLE DE MAT. PLASTIQUE							
	VALUE (\$000) VALEUR (\$000)	13,392	15,268	19,958	26,683	25	UNITED STATES ETATS-UNIS	81
85068-30	TABLEWARE, PLASTIC, EXC TUMBLERS & DISPOSABLE ARTICLES DE TABLES EN PLASTIQUE SAUF VERRES							
	VALUE (\$000) VALEUR (\$000)	5,224	5,589	7,995	12,102	32	UNITED STATES ETATS-UNIS	72
85068-35	TABLEWARE, PLASTIC, DISPOSABLE, EXC TUMBLERS ARTICLES DE TABLE EN PLAST NON REUTIL (SAUF VERRES)							
	VALUE (\$000) VALEUR (\$000)	5,791	6,337	7,673	10,873	23	UNITED STATES ETATS-UNIS	92
85069	TABLEWARE N E S ARTICLES DE TABLE N O A							
	VALUE (\$000) VALEUR (\$000)	9,412	9,977	12,617	11,079	6	TAIWAN TAIWAN	18
86209	SEWING MACHINES, DOMESTIC MACHINES A COUDRE DE MENAGE							
	QTY. METRIC (NO) QUANT. METRIQUE (NOMB)	145,677	152,154	154,237	150,521	1		
	QTY. IMPERIAL (NO) QUANT. IMPERIALE (NOMB)	145,677	152,154	154,237	150,521	1		
	VALUE (\$000) VALEUR (\$000)	19,680	18,923	18,546	20,524	1	TAIWAN TAIWAN	41
86209-30	SEWING MACHINES, DOMESTIC, ELECTRIC, PORTABLE MACHINES A COUDRE ELECT PORTATIVES, USAGE DOMESTIQUE							
	QTY. METRIC (NO) QUANT. METRIQUE (NDMB)	23,369	21,727	26,590	21,291	-3		
	QTY. IMPERIAL (NO) QUANT. IMPERIALE (NOMB)	23,369	21,727	26,590	21,291	-3		
	VALUE (\$000) VALEUR (\$000)	5,038	4,895	5,283	4,290	-5	GERMANY WEST ALLEMAGNE, O.	34
86209-40	SEWING MACHINE HEADS, DOMESTIC, ELECTRIC TETES DE MACHINES A COUDRE ELECT, USAGE DOMESTIQUE							
	QTY. METRIC (NO) QUANT. METRIQUE (NOMB)	118,166	127,721	126,871	128,906	3		
	QTY. IMPERIAL (NO) QUANT. IMPERIALE (NDMB)	118,166	127,721	126,871	128,906	3		
	VALUE (\$000) VALEUR (\$000)	14,085	13,778	13,223	16,202	5	TAIWAN TAIWAN	48
86212	SEWING MACHINE ATTACHMENTS DOMESTIC ACCESSOIRES DE MACH A COUDRE MENAGE							
	VALUE (\$000) VALEUR (\$000)	221	365	243	268	6	UNITED STATES ETATS-UNIS	65
86216	PARTS OF DOMESTIC SEWING MACHINES PIECES DE MACHINES A COUDRE, MENAGE							
	VALUE (\$000) VALEUR (\$000)	3,512	3,192	1,694	2,423	-12	UNITED STATES ETATS-UNIS	51
86219	NEEDLES FOR DOMESTIC SEWING MACHINE AIGUILLES DE MACH. A COUDRE, MENAGE							
	QTY. METRIC (M) QUANT. METRIQUE (M)	18,122	4,608	7,887	8,056	-24		

SEE EXPLANATORY NOTES / VOIR NOTES EXPLICATIVES

## IMPORT DATA TRENDS - TENDANCES DES DONNEES SUR L'IMPORTATION

## SECTION 3 - END PRODUCTS. INEDIBLE

## SECTION 3 - PRODUITS FINIS, NON COMESTIBLES

CODE	COMMODITY MARCHANDISE		1982	1983	1984	AVE. ANNUAL GROWTH RATE (%) 1982-1985 TAUX DE CROISSANCE ANNUEL MOYEN		MAJOR COUNTRY OF EXPORT - SHARE OF IMPORT MARKET (%) 1985 PAYS EXPORTATEUR PRINCIPAL - PART DU MARCHE DES IMPORTATIONS	
						1985	ANNUEL MOYEN		
86219	NEEDLES FOR DOMESTIC SEWING MACHINE AIGUILLES DE MACH. A COUDRE, MENAGE				(CONT-D) (SUITE)				
	QTY. IMPERIAL (M) QUANT. IMPERIALE (M)		18,122	4,608	7,887	8,056	-24		
	VALUE (\$000) VALEUR (\$000)		906	582	691	590	-13	GERMANY WEST ALLEMAGNE, O.	76
86404	SUITCASES AND TRAVELLING BAGS VALISES ET SACS DE VOYAGE								
	QTY. METRIC (NO) QUANT. METRIQUE (NOMB)		3,751,996	3,895,511	4,553,964	4,551,986	6		
	QTY. IMPERIAL (NO) QUANT. IMPERIALE (NOMB)		3,751,996	3,895,511	4,553,964	4,551,986	6		
	VALUE (\$000) VALEUR (\$000)		18,092	19,027	25,154	24,308	10	KOREA, SOUTH COREE DU SUD	56
86404-30	CASES, TRAIN, PULLMAN, WEEKEND, VANITY VALISES DE TRAIN, FIN DE SEM., PULLMAN ET TROUSSE DE VOY.								
	QTY. METRIC (NO) QUANT. METRIQUE (NOMB)		185,582	249,895	462,783	551,244	43		
	QTY. IMPERIAL (NO) QUANT. IMPERIALE (NOMB)		185,582	249,895	462,783	551,244	43		
	VALUE (\$000) VALEUR (\$000)		1,555	1,866	4,375	4,915	46	KOREA, SOUTH COREE DU SUD	67
86404-50	VALISES VALISES								
	QTY. METRIC (NO) QUANT. METRIQUE (NOMB)		34,982	39,485	477,685	814,637	183		
	QTY. IMPERIAL (NO) QUANT. IMPERIALE (NOMB)		34,982	39,485	477,685	814,637	183		
	VALUE (\$000) VALEUR (\$000)		360	324	3,652	5,344	144	KOREA, SOUTH COREE DU SUD	94
86499	LUGGAGE N E S ARTICLES DE VOYAGE N D A								
	QTY. METRIC (NO) QUANT. METRIQUE (NOMB)		4,576,652	8,840,438	10,312,998	8,749,781	24		
	QTY. IMPERIAL (NO) QUANT. IMPERIALE (NOMB)		4,576,652	8,840,438	10,312,998	8,749,781	24		
	VALUE (\$000) VALEUR (\$000)		22,138	37,148	45,231	39,194	21	KOREA, SOUTH COREE DU SUD	40
86499-20	ATTACHE CASES, BRIEFCASES AND PORTFOLIOS MALLETTES PORTE-DOCUMENTS ET SERVIETTES								
	QTY. METRIC (NO) QUANT. METRIQUE (NOMB)		446,707	622,143	805,489	937,627	28		
	QTY. IMPERIAL (NO) QUANT. IMPERIALE (NOMB)		446,707	622,143	805,489	937,627	28		
	VALUE (\$000) VALEUR (\$000)		4,577	5,999	9,625	10,266	30	TAIWAN TAIWAN	41
86499-50	HAVERSACKS, KNAPSACKS, PACKSACKS & RUCKSACKS HAVRE SACS ET SACS A DOS								
	QTY. METRIC (NO) QUANT. METRIQUE (NOMB)		964,914	1,783,520	2,127,153	2,154,080	30		
	QTY. IMPERIAL (NO) QUANT. IMPERIALE (NOMB)		964,914	1,783,520	2,127,153	2,154,080	30		
	VALUE (\$000) VALEUR (\$000)		4,346	6,493	7,630	7,773	21	KOREA, SOUTH COREE DU SUD	55

## IMPORT DATA TRENDS - TENDANCES DES DONNEES SUR L'IMPORTATION

## SECTION 3 - END PRODUCTS, INEDIBLE

## SECTION 3 - PRODUITS FINIS, NON COMESTIBLES

CODE	COMMODITY MARCHANDISE	1982	1983	1984	AVE. ANNUAL GROWTH RATE (%) 1982-1985 TAUX DE CROISSANCE 1985 ANNUEL MOYEN	MAJOR COUNTRY OF EXPORT - SHARE OF IMPORT MARKET (%) 1985 PAYS EXPORTATEUR PRINCIPAL - PART DU MARCHE DES IMPORTATIONS		
86499-70	SATCHELS SACCHES							
	QTY. METRIC (NO) QUANT. METRIQUE (NOMB)	629,363	1,771,295	1,757,057	1,431,838	31		
	QTY. IMPERIAL (NO) QUANT. IMPERIALE (NOMB)	629,363	1,771,295	1,757,057	1,431,838	31		
	VALUE (\$000) VALEUR (\$000)	1,675	4,311	4,380	3,930	33	KOREA, SOUTH COREE DU SUD	36
86504	TOOTH BRUSHES BROSSES A DENTS							
	QTY. METRIC (DOZ) QUANT. METRIQUE (DOUZ)	1,064,002	1,150,665	1,336,704	1,987,871	23		
	QTY. IMPERIAL (DOZ) QUANT. IMPERIALE (DOUZ)	1,064,002	1,150,665	1,336,704	1,987,871	23		
	VALUE (\$000) VALEUR (\$000)	2,617	3,153	3,840	5,060	24	UNITED STATES ETATS-UNIS	48
86520	TOILET AND COSMETIC BRUSHES N E S BROSSES DE TOILETTE COSMETIQUES NDA							
	VALUE (\$000) VALEUR (\$000)	7,902	8,937	9,647	10,018	8	UNITED STATES ETATS-UNIS	35
86532	COMBS PEIGNES							
	VALUE (\$000) VALEUR (\$000)	1,379	1,154	1,229	1,170	-5	UNITED STATES ETATS-UNIS	47
86536	HAIRPINS & LIKE HAIRDRESS ACCESSORY EPINGLES A CHEVEUX & ACCESS. SIMIL.							
	VALUE (\$000) VALEUR (\$000)	3,084	3,830	3,905	4,030	9	UNITED STATES ETATS-UNIS	38
86549	TOILET ARTICLES, SETS AND PARTS NES ARTICLES, ENSEMBLES DE TOILETTE NDA							
	VALUE (\$000) VALEUR (\$000)	5,621	8,254	9,574	9,672	20	UNITED STATES ETATS-UNIS	49
86604	BOOK MATCHES POCHETTES D'ALLUMETTES							
	VALUE (\$000) VALEUR (\$000)	93	90	88	62	-12	UNITED STATES ETATS-UNIS	91
86608	MATCHES, EXCEPT BOOK MATCHES ALLUMETTES SAUF EN POUCHETTES							
	VALUE (\$000) VALEUR (\$000)	362	240	439	528	13	TAIWAN TAIWAN	35
86612	SMOKERS' PIPES PIPES POUR FUMEURS							
	QTY. METRIC (DOZ) QUANT. METRIQUE (DOUZ)	30,155	32,202	34,017	47,494	16		
	QTY. IMPERIAL (DOZ) QUANT. IMPERIALE (DOUZ)	30,155	32,202	34,017	47,454	16		
	VALUE (\$000) VALEUR (\$000)	766	873	905	991	9	UNITED STATES ETATS-UNIS	31



## IMPORT DATA TRENDS - TENDANCES DES DONNEES SUR L'IMPORTATION

## SECTION 3 - END PRODUCTS, INEDIBLE

## SECTION 3 - PRODUITS FINIS, NON COMESTIBLES

CODE	COMMODITY MARCHANDISE	1982	1983	1984	AVE. ANNUAL GROWTH RATE (%) 1982-1985 TAUX DE CROISSANCE ANNUEL MOYEN		MAJOR COUNTRY OF EXPORT - SHARE OF IMPORT MARKET (%) 1985 PAYS EXPORTATEUR PRINCIPAL - PART DU MARCHÉ DES IMPORTATIONS	
					1985			
86625	CIG LIGHTER LIGHTERCASE COMB BUTANE BRIQUETS BRIQUETS-ETUIS CIG. BUTANE							
	QTY. METRIC (DOZ) QUANT. METRIQUE (DOUZ)	3,218,417	4,150,543	3,451,269	3,897,166	6		
	QTY. IMPERIAL (DOZ) QUANT. IMPERIALE (DOUZ)	3,218,417	4,150,543	3,451,269	3,897,166	6		
	VALUE (\$000) VALEUR (\$000)	14,260	16,166	12,633	12,691	-4	MEXICO MEXIQUE	29
86625-20	CIGARETTE LIGHTERS, BUTANE FUEL, EXC JEWELRY BRIQUETS A CIGARETTES, GAZ BUTANE, SAUF DE BIJOUTERIE							
	QTY. METRIC (NO) QUANT. METRIQUE (NOMB)	38,632,190	49,771,227	41,418,553	46,763,605	6		
	QTY. IMPERIAL (NO) QUANT. IMPERIALE (NOMB)	38,632,190	49,771,227	41,418,553	46,763,605	6		
	VALUE (\$000) VALEUR (\$000)	14,240	16,088	12,586	12,637	-4	MEXICO MEXIQUE	29
86626	CIG. LIGHTERS, LIGHTERCASE COMB NES BRIQUETS, BRIQUETS-ETUIS A CIG. NDA							
	QTY. METRIC (DOZ) QUANT. METRIQUE (DOUZ)	34,522	26,223	66,258	211,823	82		
	QTY. IMPERIAL (DOZ) QUANT. IMPERIALE (DOUZ)	34,522	26,223	66,258	211,823	82		
	VALUE (\$000) VALEUR (\$000)	753	740	895	1,049	11	UNITED STATES ETATS-UNIS	37
86627	PTS OF LIGHTER & LIGHTER-CASE COMB. PCS. DE BRIQUETS, DE BRIQUETS-ETUIS							
	VALUE (\$000) VALEUR (\$000)	313	374	864	2,432	97	JAPAN JAPON	83
86632	CIGARETTE-PAPER BOOKS AND TUBES PAPIER CIGARETTES EN POCHE, TUBE							
	VALUE (\$000) VALEUR (\$000)	420	540	649	1,504	52	UNITED STATES ETATS-UNIS	61
86640	SMOKERS ACCESSORIES N E S ARTICLES DE FUMEURS N D A							
	VALUE (\$000) VALEUR (\$000)	3,345	5,245	5,300	5,172	16	UNITED STATES ETATS-UNIS	25
86712	TRAYS PLATEAUX							
	VALUE (\$000) VALEUR (\$000)	4,213	5,115	6,522	7,158	19	UNITED STATES ETATS-UNIS	57
86712-40	TRAYS, HOUSEHOLD, EXC TABLEWARE TYPE, PLASTIC PLATEAUX EN PLASTIQUE USAGE DOM. SAUF ARTICLES DE TABLE							
	VALUE (\$000) VALEUR (\$000)	1,109	2,092	3,084	3,312	44	UNITED STATES ETATS-UNIS	51
86716	HHOLD BASKETS BOXES CANS & BAGS NES PANIER, BOITES, SACS DE MAISON NDA							
	VALUE (\$000) VALEUR (\$000)	15,949	19,413	24,797	23,666	14	UNITED STATES ETATS-UNIS	30
86716-70	COOLERS, PICNIC, PORTABLE GLACIERES DE CAMPING, PORTATIVES							
	QTY. METRIC (NO) QUANT. METRIQUE (NOMB)	89,976	147,698	376,152	353,508	57		

SEE EXPLANATORY NOTES / VOIR NOTES EXPLICATIVES

## IMPORT DATA TRENDS - TENDANCES DES DONNEES SUR L'IMPORTATION

## SECTION 3 - END PRODUCTS, INEDIBLE

## SECTION 3 - PRODUITS FINIS, NON COMESTIBLES

CODE	COMMODITY MARCHANDISE	1982	1983	1984	AVE. ANNUAL GRDWTN RATE (%) 1982-1985 TAUX DE CROISSANCE 1985 ANNUEL MOYEN		MAJDR COUNTRY OF EXPORT - SHARE OF IMPORT MARKET (%) 1985 PAYS EXPORTATEUR PRINCIPAL - PART DU MARCHE DES IMPORTATIONS	
					1985	ANNUEL MOYEN		
86716-70	COOLERS, PICNIC, PORTABLE GLACIERES DE CAMPING, PORTATIVES			(CONT-D) (SUITE)				
	QTY. IMPERIAL (NO) QUANT. IMPERIALE (NOMB)	89,976	147,698	376,152	353,508	57		
	VALUE (\$000) VALEUR (\$000)	1,270	2,049	3,098	5,073	58	UNITED STATES ETATS-UNIS	67
86720	CURTAIN AND DRAPERY POLES, RODS ETC TRINGLES, BAGUETTES A RIDEAUX DRAP.							
	VALUE (\$000) VALEUR (\$000)	2,362	4,161	4,173	3,901	18	UNITED STATES ETATS-UNIS	63
86724	FIREPLACE FIXTURES, EQUIPMENT & PTS ACCESS. APPAREILS & PCS DE CHEMINEE							
	VALUE (\$000) VALEUR (\$000)	7,833	9,498	8,430	8,323	2	UNITED STATES ETATS-UNIS	64
86728	ART AND DECORATIVE WARE, CHINA ART. D'ART DECORATION DE PORCELAINE							
	VALUE (\$000) VALEUR (\$000)	20,406	21,968	24,005	25,213	7	UNITED KINGDOM ROYAUME-UNI	28
86728-30	FIGURINES AND STATUETTES CHINA AND PORCELAIN FIGURINES ET STATUETTES EN FAIENCE ET EN PORCELAINE							
	VALUE (\$000) VALEUR (\$000)	12,131	12,460	13,672	14,747	7	UNITED KINGDOM ROYAUME-UNI	43
86730	ART AND DECORATIVE WARE, GLASS ARTICLES D'ART, DECORATION DE VERRE							
	VALUE (\$000) VALEUR (\$000)	8,572	10,506	11,840	12,783	14	UNITED STATES ETATS-UNIS	22
86730-40	VASES, DECORATIVE, GLASS VASES DECORATIFS EN VERRE							
	VALUE (\$000) VALEUR (\$000)	4,634	4,934	5,487	6,330	11	UNITED STATES ETATS-UNIS	28
86732	ART AND DECORATIVE WARE N E S ARTICLES D'ART, DE DECORATION N D A							
	VALUE (\$000) VALEUR (\$000)	23,066	22,523	29,783	29,134	8	UNITED STATES ETATS-UNIS	20
86732-22	FIGURINES AND STATUETTES EARTHENWARE FIGURINES ET STATUETTES EN TERRE CUITE							
	VALUE (\$000) VALEUR (\$000)	3,509	2,896	4,090	5,152	14	GERMANY WEST ALLEMAGNE, O.	23
86739	WARDROBE ACCESSORIES, BAGS, COVERS ACCESSOIRES DE GARDE-ROBES, HOUSSES							
	VALUE (\$000) VALEUR (\$000)	3,135	4,781	7,451	7,986	36	UNITED STATES ETATS-UNIS	40
86739-40	HANGERS, GARMENT, WARDROBE ACCESSORIES CINTRES POUR VETEMENTS, ACCES DE GARDE-ROBE							
	VALUE (\$000) VALEUR (\$000)	1,659	2,760	3,538	3,648	30	UNITED STATES ETATS-UNIS	50
86790	BABY CARRIAGES STROLLER SULKIES ETC VOITURES DE BEBE POUSETTES ETC PCS							
	QTY. METRIC (NO) QUANT. METRIQUE (NOMB)	219,200	216,234	387,138	394,228	21		
	QTY. IMPERIAL (NO) QUANT. IMPERIALE (NOMB)	219,200	216,234	387,138	394,228	21		

SEE EXPLANATORY NOTES / VOIR NOTES EXPLICATIVES

## IMPORT DATA TRENDS - TENDANCES DES DONNEES SUR L'IMPORTATION

## SECTION 3 - END PRODUCTS, INEDIBLE

## SECTION 3 - PRODUITS FINIS, NON COMESTIBLES

CODE	COMMODITY MARCHANDISE	1982	1983	1984	AVE. ANNUAL GROWTH RATE (%) 1982-1985 TAUX DE CROISSANCE 1985 ANNUEL MOYEN		MAJOR COUNTRY OF EXPORT - SHARE OF IMPORT MARKET (%) 1985 PAYS EXPORTATEUR PRINCIPAL - PART DU MARCHÉ DES IMPORTATIONS	
86790	BABY CARRIAGES STROLLER SULKIES ETC VOITURES DE BEBE POUSETTES ETC PCS			(CONT-D) (SUITE)				
	VALUE (\$000) VALEUR (\$000)	5,200	7,153	11,479	10,366	25	TAIWAN TAIWAN	73
86790-35	BABY STROLLERS AND SULKIES POUSETTES ET SULKYS POUR BEBES							
	QTY. METRIC (NO) QUANT. METRIQUE (NOMB)	201,211	177,057	356,369	358,595	21		
	QTY. IMPERIAL (NO) QUANT. IMPERIALE (NOMB)	201,211	177,057	356,369	358,595	21		
	VALUE (\$000) VALEUR (\$000)	3,658	4,148	8,563	8,380	31	TAIWAN TAIWAN	80
86792	CAGES, ANIMAL AND BIRD, AND PARTS CAGES POUR ANIMAUX, OISEAUX, ET PCS							
	VALUE (\$000) VALEUR (\$000)	762	774	1,612	2,021	38	UNITED STATES ETATS-UNIS	52
86799	HOUSEHOLD & PERSONAL EQUIP & PT NES ARTICLES MENAGERS & PERS. & PCS NDA							
	VALUE (\$000) VALEUR (\$000)	14,714	19,420	25,498	27,413	23	UNITED STATES ETATS-UNIS	37
86799-69	FLOWER POTS, HOUSEHOLD NES POTS A FLEURS, INTER. RESIDENCE, NDA							
	VALUE (\$000) VALEUR (\$000)	1,240	2,165	3,149	3,650	43	UNITED STATES ETATS-UNIS	71
87120	BLOOD AND BLOOD FRACTIONS SANG ET FRACTIONS DE SANG							
	VALUE (\$000) VALEUR (\$000)	26,775	28,711	29,119	30,546	4	UNITED STATES ETATS-UNIS	82
87150-12	BLOOD PLASMA, HUMAN ORIGIN, HUMAN USE PLASMA SANGUIN, ORIGINE HUMAINE, USAGE HUMAIN							
	VALUE (\$000) VALEUR (\$000)	12,799	12,690	10,889	9,833	-8	UNITED STATES ETATS-UNIS	98
87150-14	GAMMA GLOBULIN, HUMAN ORIGIN, HUMAN USE GLOBULINE GAMMA, ORIGINE HUMAINE, USAGE HUMAIN							
	VALUE (\$000) VALEUR (\$000)	3,857	4,379	4,952	6,349	18	UNITED STATES ETATS-UNIS	64
87135	CORTICAL HORMONES, IN DOSAGE HORMONES CORTICALES, QUANTITE POSO.							
	VALUE (\$000) VALEUR (\$000)	1,875	1,511	4,217	3,191	19	UNITED KINGDOM ROYAUME-UNI	70
87162	SEX HORMONES, IN DOSAGE HORMONES SEXUELLES, QUANTITE POSO.							
	VALUE (\$000) VALEUR (\$000)	1,127	1,436	1,587	1,777	16	PUERTO RICO PORTO RICO	55
87165	BACTERIOLOGICAL PROD FOR HUMANS NES PROD. BACTERIOLOGIQUES, HUMAINS NDA							
	VALUE (\$000) VALEUR (\$000)	9,590	17,527	20,276	11,777	7	UNITED STATES ETATS-UNIS	89
87199	BIOLOG. PROD. FOR HUMANS NES DOSAGE PROD BIOLOGIQUES NDA, QUANTITE POSO							
	VALUE (\$000) VALEUR (\$000)	3,894	5,986	12,329	10,632	39	UNITED STATES ETATS-UNIS	54

SEE EXPLANATORY NOTES / VOIR NOTES EXPLICATIVES

## IMPORT DATA TRENDS - TENDANCES DES DONNÉES SUR L'IMPORTATION

## SECTION 3 - END PRODUCTS, INEDIBLE

## SECTION 3 - PRODUITS FINIS, NON COMESTIBLES

CODE	COMMODITY MARCHANDISE	1982	1983	1984	AVE. ANNUAL GROWTH RATE (%) 1982-1985 TAUX DE CRDISSANCE 1985 ANNUEL MOYEN		MAJOR COUNTRY OF EXPDRT - SHARE OF IMPDRT MARKET (%) 1985 PAYS EXPORTATEUR PRINCIPAL - PART DU MARCHÉ DES IMPORTATIONS	
87125-16	INSULIN, IN DOSAGE INSULINE, QUANT. POSDL.							
	VALUE (\$000) VALEUR (\$000)	747	1,535	5,131	3,446	66	UNITED STATES ETATS-UNIS	82
87224	PENICILLIN, IN DOSAGE PENICILLINE, QUANTITE POSOLOGIQUE							
	VALUE (\$000) VALEUR (\$000)	5,959	8,685	12,755	10,356	20	UNITED STATES ETATS-UNIS	46
87223-63	CEPHALOSPORIN & DERIVS IN DOSAGE, HUMAN USE CEPHALOSPORINE ET DERIVES, QUANT. POSDL., USAGE HUMAIN							
	VALUE (\$000) VALEUR (\$000)	4,144	6,361	7,000	5,846	12	UNITED STATES ETATS-UNIS	64
87252	STREPTOMYCIN & DIHYDROSTREPT.DOSAGE STREPTOMYCINE & DIHYDROSTREP. POSD.							
	VALUE (\$000) VALEUR (\$000)	12	4	15	22	22	UNITED STATES ETATS-UNIS	100
87299	ANTIBIOTICS NES, IN DOSAGE ANTIBIOTIQUES NDA, QUANTITE POSO.							
	VALUE (\$000) VALEUR (\$000)	20,947	21,572	29,886	22,994	3	UNITED STATES ETATS-UNIS	56
87407	ASCORBIC ACID, VIT C, SALTS, DOSAGE ACIDE ASCORBIQUE, VIT C, SELS POSO.							
	VALUE (\$000) VALEUR (\$000)	1,746	2,218	2,080	2,345	10	UNITED STATES ETATS-UNIS	71
87423	NIACIN & NIACINAMIDE, IN DOSAGE NIACINE & NIACINAMIDE, QUANT POSO							
	VALUE (\$000) VALEUR (\$000)	127	36	57	89	-11	UNITED STATES ETATS-UNIS	100
87426	RIBOFLAVIN, VITAMIN B-2, IN DOSAGE RIBOFLAVINE, VIT B-2, QUANT POSO							
	VALUE (\$000) VALEUR (\$000)	36	28	37	31	-6	UNITED STATES ETATS-UNIS	100
87436	VITAMIN A, IN DOSAGE VITAMINE A, QUANTITE POSOLOGIQUE							
	VALUE (\$000) VALEUR (\$000)	66	71	47	124	23	UNITED STATES ETATS-UNIS	83
87449	VITAMIN B-12, EXC. COMPLEX, DOSAGE VIT B-12, SAUF COMPLEX QUANT POSO							
	VALUE (\$000) VALEUR (\$000)	49	139	70	80	17	UNITED STATES ETATS-UNIS	57
87456	VITAMIN E, TOCOPHEROL, IN DDSAGE VITAMINE E, TOCOPHERDL, QUANT POSO							
	VALUE (\$000) VALEUR (\$000)	707	709	975	1,362	24	UNITED STATES ETATS-UNIS	100
87499	VITAMINS & PREPARATIONS NES, DDSAGE VITAMINES & PREP NDA, QUANT POSO							
	VALUE (\$000) VALEUR (\$000)	12,531	16,214	17,630	17,382	11	UNITED STATES ETATS-UNIS	89

SEE EXPLANATORY NOTES / VOIR NOTES EXPLICATIVES

## IMPORT DATA TRENDS - TENDANCES DES DONNEES SUR L'IMPORTATION

## SECTION 3 - END PRODUCTS, INEDIBLE

## SECTION 3 - PRODUITS FINIS, NON COMESTIBLES

CODE	COMMODITY MARCHANDISE	1982	1983	1984	AVE. ANNUAL GROWTH RATE (%) 1982-1985		MAJOR COUNTRY OF EXPORT - SHARE OF IMPORT MARKET (%) 1985	
					1985 ANNUEL MOYEN	TAUX DE CROISSANCE	PAYS EXPORTATEUR PRINCIPAL - PART DU MARCHE DES IMPORTATIONS	
87812	VETERINARY BIOLOGICAL PRODUCTS PRODUITS BIOLOGIQUES VETERINAIRES							
	VALUE (\$000) VALEUR (\$000)	7,555	8,312	10,288	11,046	13	UNITED STATES ETATS-UNIS	89
87814	VETERINARY ANTIBIOTIC PREP., DOSAGE PREP ANTIBIOTIQUES VET. QUANT POSO							
	VALUE (\$000) VALEUR (\$000)	4,207	4,954	4,471	5,448	9	NETHERLANDS PAYS-BAS	30
87849	VETERINARY MEDICINES N E S MEDICAMENTS VETERINAIRES N D A							
	VALUE (\$000) VALEUR (\$000)	15,619	21,779	24,070	22,874	13	UNITED STATES ETATS-UNIS	65
87889	ANTIBIOTIC, VIT FOR FEED SUPPLEMENT COMPLEMENTS ALIM. BASE ANTIBIOTIQUE							
	VALUE (\$000) VALEUR (\$000)	20,106	19,864	25,134	22,833	4	UNITED STATES ETATS-UNIS	48
87542-20	FEED SUPPLEMENTS CONTAINING VITAMIN A COMPLEMENTS ALIMENTAIRES, VITAMINE A							
	VALUE (\$000) VALEUR (\$000)	6,235	6,255	7,148	4,558	-10	FRANCE FRANCE	49
87542-40	FEED SUPPLEMENTS CONTAINING VITAMIN E COMPLEMENTS ALIMENTAIRES, VITAMINE E							
	VALUE (\$000) VALEUR (\$000)	5,138	4,573	5,352	4,014	-8	FRANCE FRANCE	48
87899	OTHER VET MED FOR FEED SUPPLEMENTS AUTRE MEDICAMENT VET POUR ALIMENTS							
	VALUE (\$000) VALEUR (\$000)	9,758	10,685	9,962	10,094	1	UNITED STATES ETATS-UNIS	52
87931	NARCOTICS, IN DOSAGE STUPEFIANTS, QUANTITE POSOLOGIQUE							
	VALUE (\$000) VALEUR (\$000)	139	373	1,348	1,929	138	UNITED STATES ETATS-UNIS	86
87951	SULFONAMIDES & THEIR SALTS, DOSAGE SULFONAMIDES & SELS, QUANT POSO							
	VALUE (\$000) VALEUR (\$000)	1,676	1,986	1,831	2,368	12	U.S. VIRGIN IS. I. VIERGES E-U	29
87960	BARBITURATES & AMPHETAMINES, DOSAGE BARBITURATES & AMPHETAMINES, POSO							
	VALUE (\$000) VALEUR (\$000)	122	251	815	1,081	105	UNITED STATES ETATS-UNIS	99
87973	CAFFEINE AND SALTS IN DOSAGE CAFFEINE ET SELS, QUANT POSOLOGIQUE							
	VALUE (\$000) VALEUR (\$000)	0	0	3	0	-100		
87992	FISH LIVER & VISCER OIL PHARM DOSE HUILE DE FOIE DE POISSON QUANT POSO							
	VALUE (\$000) VALEUR (\$000)	95	63	99	161	19	UNITED STATES ETATS-UNIS	100

## IMPORT DATA TRENDS - TENDANCES DES DONNEES SUR L'IMPORTATION

## SECTION 3 - END PRDDUCTS, INEDIBLE

## SECTION 3 - PRDDUITS FINIS, NDN CDMESTIBLES

CODE	COMMODITY MARCHANDISE	1982	1983	1984	AVE. ANNUAL GROWTH RATE (%) 1982-1985 TAUX DE CROISSANCE 1985 ANNUEL MOYEN		MAJDR COUNTRY OF EXPDRT - SHARE DF IMPDRT MARKET (%) 1985 PAYS EXPORTATEUR PRINCIPAL - PART DU MARCHE DES IMPORTATIONS	
87999	MEDICINAL & PHARM. PRDD NES, DOSAGE MEDICAM & PRDD PHARM NDA QUANT PSDS							
	VALUE (\$000)	122,851	154,383	168,802	168.534	11	UNITED STATES	37
	VALEUR (\$000)						ETATS-UNIS	
87693-17	NITROGLYCERIN, IN DOSAGE, HUMAN USE NITROGLYCERINE, QUANT. POSDL., USAGE HUMAIN							
	VALUE (\$000)	1,144	1,975	3,213	4.898	62	UNITED STATES	91
	VALEUR (\$000)						ETATS-UNIS	
87693-29	VASODILATORS, IN DDSAGE, NES VASODILATATEURS, QUANT. POSDL., NDA							
	VALUE (\$000)	4,828	8,568	12,173	18,579	56	GERMANY WEST	65
	VALEUR (\$000)						ALLEMAGNE, O.	
87694-10	DERMATOLOGICAL PREP, IN DOSAGE, HUMAN USE PREPARATIDNS DERMATDLOGIQUES, QUANT. POSDL., USAGE HUMAIN							
	VALUE (\$000)	2,243	3,292	6,300	5,936	38	UNITED STATES	47
	VALEUR (\$000)						ETATS-UNIS	
87872-53	CROMOGLYCIC ACID, IN DOSAGE ACIDE CROMDGLYCIQUE, QUANT. POSDL.							
	VALUE (\$000)	1,541	1,959	2,334	3,111	26	UNITED KINGDOM	66
	VALEUR (\$000)						ROYAUME-UNI	
87957-10	GLUCOSE SOLUTION, PHARMACEUTICAL GRADE SOLUTION DE GLUCOSE, USAGE PHARMACEUTIQUE							
	VALUE (\$000)	4,328	3,500	2,729	7,986	23	PUERTO RICO	78
	VALEUR (\$000)						PORTO RICO	
88113	BANDAGES, SURGICAL GAUZE, DRESSINGS PANSEMENTS, GAZE CHIRURG. ET OUATE							
	VALUE (\$000)	12,705	11,952	19,473	15,001	6	UNITED STATES	65
	VALEUR (\$000)						ETATS-UNIS	
88113-36	BANDAGES AND DRESSINGS, ADHESIVE BANDES ET PANSEMENTS ADHESIFS							
	VALUE (\$000)	1,791	2,488	3,636	3,362	23	UNITED STATES	52
	VALEUR (\$000)						ETATS-UNIS	
88120	SUTURES W/O NEEDLES, SUTURE NEEDLES FIL ET AIGUILLES POUR SUTURES							
	VALUE (\$000)	17,577	15,510	17,812	17,085	-1	UNITED STATES	79
	VALEUR (\$000)						ETATS-UNIS	
88120-11	SUTURES AND SUTURES WITH NEEDLES, PACKAGED FILS A SUTURE ET FILS A SUTURE AVEC AIGUILLES, EMBALLES							
	VALUE (\$000)	11,278	8,467	8,087	7,793	-12	UNITED STATES	71
	VALEUR (\$000)						ETATS-UNIS	
88120-20	SUTURE NEEDLES, DISPOSABLE AIGUILLES POUR SUTURES JETABLES							
	VALUE (\$000)	2,350	3,661	4,859	6,431	39	UNITED STATES	98
	VALEUR (\$000)						ETATS-UNIS	
88131	BLOOD HANDLING ANALYSING & SUPPLIES FOURNITURES PDUR ANALYSE DU SANG							
	VALUE (\$000)	20,554	21,184	20,708	23,312	4	UNITED STATES	93
	VALEUR (\$000)						ETATS-UNIS	
88131-21	VACUTAINERS AND SIMILAR EQUIPMENT VACUTAINERS ET PIECES SEMBLABLES							
	VALUE (\$000)	5,903	5,242	4,940	3,070	-19	UNITED STATES	99
	VALEUR (\$000)						ETATS-UNIS	
88131-88	BLOOD HANDLING/ANALYSE/CDLL/PRDCESS EQUIP PTS PIECES DE MAT. DE MANUT., ANALYSE, COL ET TRAIT. DU SANG							
	VALUE (\$000)	5,001	4,559	5,819	6,641	10	UNITED STATES	91
	VALEUR (\$000)						ETATS-UNIS	

## IMPORT DATA TRENDS - TENDANCES DES DONNEES SUR L'IMPORTATION

## SECTION 3 - END PRODUCTS, INEDIBLE

## SECTION 3 - PRODUITS FINIS, NON COMESTIBLES

CODE	COMMODITY MARCHANDISE	1982	1983	1984	AVE. ANNUAL GRWTH RATE (%) 1982-1985 TAUX DE CRDISSANCE ANNUEL MOYEN		MAJOR COUNTRY OF EXPDRT - SHARE OF IMPDRT MARKET (%) 1985 PAYS EXPDRTATEUR PRINCIPAL - PART DU MARCHE DES IMPORTATIONS	
					1985	ANNUEL MOYEN		
88141	URINARY & DSTOMY APPL. SUPPLIES PTS APPAREILS PCS, URINAIRE, DSTIDTOMIE							
	VALUE (\$000) VALEUR (\$000)	8,339	8,341	12,971	13,630	17	UNITED STATES ETATS-UNIS	92
88141-11	COLOSTOMY APPLIANCES AND EQUIPMENT INSTRUMENTS DE COLOSTOMIE							
	VALUE (\$000) VALEUR (\$000)	4,507	4,028	5,930	7,436	18	UNITED STATES ETATS-UNIS	100
88141-88	COLOSTOMY AND URINARY APPL. PARTS OF NES PIECES D'INST. DE COLOSTOMIE ET D'EXCRETION URINAIRE, NDA							
	VALUE (\$000) VALEUR (\$000)	1,595	2,725	5,339	3,586	31	UNITED STATES ETATS-UNIS	84
88151	CATHETERS, BDUGIES, DRAINS & SDNDES CATHETERS, BDUGIES, DRAINS & SONDES							
	VALUE (\$000) VALEUR (\$000)	17,361	21,965	23,797	24,232	12	UNITED STATES ETATS-UNIS	64
88171	HOSPITAL SUPPLIES, CHEMICAL DRIGIN PRODUITS CHIMIQUES PDUR HDPITAU							
	VALUE (\$000) VALEUR (\$000)	43,655	49,813	68,682	66,862	15	UNITED STATES ETATS-UNIS	81
88181	SURGICAL IMPLANTS IMPLANTS							
	VALUE (\$000) VALEUR (\$000)	24,141	34,891	43,980	54,698	31	UNITED STATES ETATS-UNIS	86
88181-11	VALVES, HEART, PRDSTHETIC VALVULE PRDSTHETIQUE DU CDEUR							
	VALUE (\$000) VALEUR (\$000)	3,371	3,920	4,978	5,577	18	UNITED STATES ETATS-UNIS	87
88181-88	SURGICAL IMPLANTS, PARTS OF PIECES PDUR GREFFES CHIRURGICALES							
	VALUE (\$000) VALEUR (\$000)	1,654	1,375	1,766	3,323	26	UNITED STATES ETATS-UNIS	98
88194	DISPDSABLE SYRINGES, NEEDLES & PTS SERINGUES ET AIGUILLES A JETER							
	VALUE (\$000) VALEUR (\$000)	25,643	33,976	39,562	36,023	12	UNITED STATES ETATS-UNIS	93
88194-11	NEEDLES, HYPDDERMIC, DISPDSABLE AIGUILLES HYPDDERMIQUES JETABLES							
	VALUE (\$000) VALEUR (\$000)	6,258	7,569	9,550	8,115	9	UNITED STATES ETATS-UNIS	87
88194-21	SYRINGES, HYPDDERMIC, DISPD, W OR W/O NEEDLES SERINGUES HYPDDERMIQUES JETABLES, AVEC OU SANS AIGUILLE							
	VALUE (\$000) VALEUR (\$000)	16,752	22,649	25,021	25,456	15	UNITED STATES ETATS-UNIS	95
88197	DISPDSABLE MED & SURGICAL INST NES INSTR. MEDIC. CHIRURGIC A JETER NDA							
	VALUE (\$000) VALEUR (\$000)	19,342	24,045	27,421	30,218	16	UNITED STATES ETATS-UNIS	69
88197-29	STERILE KITS, DISPOSABLE NES NECESSAIRE STERILE, JETABLE, NDA							
	VALUE (\$000) VALEUR (\$000)	6,101	10,074	6,796	9,109	14	UNITED STATES ETATS-UNIS	61

## IMPORT DATA TRENDS - TENDANCES DES DONNÉES SUR L'IMPORTATION

## SECTION 3 - END PRODUCTS, INEDIBLE

## SECTION 3 - PRODUITS FINIS, NON COMESTIBLES

CODE	COMMODITY MARCHANDISE	1982	1983	1984	1985	AVE. ANNUAL GROWTH RATE (%) 1982-1985 TAUX DE CROISSANCE ANNUEL MOYEN	MAJOR COUNTRY OF EXPORT - SHARE OF IMPORT MARKET (%) 1985 PAYS EXPORTATEUR PRINCIPAL - PART DU MARCHÉ DES IMPORTATIONS		
88199	MEDICAL AND SURGICAL SUPPLIES N E S FOURNIT MEDICALES CHIRURGICALES NDA								
	VALUE (\$000) VALEUR (\$000)	48,829	63,613	77,477	78,542	17	UNITED STATES ÉTATS-UNIS	88	
88204	ARTIFICIAL TEETH, DENTURES AND PTS PROTHESES DENTAIRE ET PIÈCES								
	VALUE (\$000) VALEUR (\$000)	7,704	7,759	7,798	8,387	3	UNITED STATES ÉTATS-UNIS	89	
88204-88	DENTURE PARTS, ARTIFICIAL TEETH PIÈCES DE DENTIERS, DENTS ARTIFICIELLES								
	VALUE (\$000) VALEUR (\$000)	6,255	7,073	7,273	7,926	8	UNITED STATES ÉTATS-UNIS	90	
88299	DENTAL SUPPLIES N E S FOURNITURES DENTAIRE N D A								
	VALUE (\$000) VALEUR (\$000)	31,902	35,393	34,680	37,947	6	UNITED STATES ÉTATS-UNIS	87	
88299-21	FILLING MATERIALS, METAL, DENTAL MATERIELS DE REMPLISSAGE DENTAIRE, METAL								
	VALUE (\$000) VALEUR (\$000)	10,872	11,447	8,600	6,316	-16	UNITED STATES ÉTATS-UNIS	81	
88299-31	ORTHODONTIC APPLIANCES APPAREILS ORTHODONTIQUES								
	VALUE (\$000) VALEUR (\$000)	4,015	4,739	5,396	7,046	20	UNITED STATES ÉTATS-UNIS	99	
88312	SPECTACLE AND EYEGLASS FRAMES MONTURES DE LUNETTES ET DE MONOCLES								
	QTY. METRIC (NO) QUANT. METRIQUE (NOMB)	3,955,407	4,667,271	4,279,459	4,562,323	5			
	QTY. IMPERIAL (NO) QUANT. IMPERIALE (NOMB)	3,955,407	4,667,271	4,279,459	4,562,323	5			
	VALUE (\$000) VALEUR (\$000)	31,661	39,743	39,271	44,232	12	ITALY ITALIE	33	
88314	SUNGLASSES, COMPLETE WITH LENSES LUNETTES SOLEIL, VERRES COMPRIS								
	QTY. METRIC (NO) QUANT. METRIQUE (NOMB)	5,311,134	7,634,077	11,287,248	11,902,911	30			
	QTY. IMPERIAL (NO) QUANT. IMPERIALE (NOMB)	5,311,134	7,634,077	11,287,248	11,902,911	30			
	VALUE (\$000) VALEUR (\$000)	11,220	15,586	21,256	23,058	27	TAIWAN TAIWAN	31	
88316	SPECTACLES, EYEGLASSES COMPLETE NES LUNETTES ET MONOCLES COMPLETS N D A								
	QTY. METRIC (NO) QUANT. METRIQUE (NOMB)	2,216,075	3,366,894	752,540	1,048,145	-22			
	QTY. IMPERIAL (NO) QUANT. IMPERIALE (NOMB)	2,216,075	3,366,894	752,540	1,048,145	-22			
	VALUE (\$000) VALEUR (\$000)	1,116	1,371	1,802	1,963	21	UNITED STATES ÉTATS-UNIS	75	
88319	PARTS OF SPECTACLE & EYEGLASS FRAME PIÈCES DE MONTURE LUNETTES MONOCLES								
	VALUE (\$000) VALEUR (\$000)	7,376	9,648	13,494	7,515	1	UNITED STATES ÉTATS-UNIS	77	

SEE EXPLANATORY NOTES / VOIR NOTES EXPLICATIVES



## IMPORT DATA TRENDS - TENDANCES DES DONNEES SUR L'IMPORTATION

## SECTION 3 - END PRODUCTS, INEDIBLE

## SECTION 3 - PRODUITS FINIS, NON COMESTIBLES

CODE	COMMODITY MARCHANDISE	1982	1983	1984	AVE. ANNUAL GRDWTN RATE (%) 1982-1985 TAUX DE CROISSANCE 1985 ANNUEL MOYEN		MAJDR COUNTRY OF EXPDRT - SHARE OF IMPDRT MARKET (%) 1985 PAYS EXPDRTATEUR PRINCIPAL - PART DU MARCHE DES IMPORTATIONS	
88399	OPHTHALMIC GOODS N E S ARTICLES DPHTALMIQUES N D A							
	VALUE (\$000) VALEUR (\$000)	42,611	41,936	50,997	44,433	1	UNITED STATES ETATS-UNIS	64
88399-41	LENSES, GLASS, OPHTHALMIC, SEMI-FINISHED LENTILLES DPHTALMIQUES EN VERRE SEMI-POLIES							
	VALUE (\$000) VALEUR (\$000)	13,561	11,137	12,572	9,440	-11	UNITED STATES ETATS-UNIS	70
88399-51	LENSES, PLASTIC, OPHTHALMIC, FIN, EXC CONTACT LENTILLES DPHTAL EN PLAST, PDLIES, SF LENT CORNEENNES							
	VALUE (\$000) VALEUR (\$000)	1,228	2,025	5,282	8,625	90	UNITED STATES ETATS-UNIS	67
88399-61	LENSES, CONTACT, OPHTHALMIC EXC BLANKS LENTILLES CORNEENNES OPHTHALMIQUES SAUF EBAUCHES							
	VALUE (\$000) VALEUR (\$000)	18,064	16,623	21,489	15,543	-5	UNITED STATES ETATS-UNIS	70
88499	HEARING AIDS AND PARTS APPAREILS DE PROTHESE AUDITIVE, PCS							
	VALUE (\$000) VALEUR (\$000)	9,446	11,021	13,809	14,796	16	UNITED STATES ETATS-UNIS	68
88499-88	HEARING AIDS, PARTS OF PIECES D'APPAREIL AUDITIVE							
	VALUE (\$000) VALEUR (\$000)	4,220	5,470	7,512	8,126	24	UNITED STATES ETATS-UNIS	85
88552	ARTIFICIAL LIMBS PROSTHETIC & PARTS MEMBRES ARTIFICIELS ET PIECES							
	VALUE (\$000) VALEUR (\$000)	1,934	1,929	2,234	2,845	14	UNITED STATES ETATS-UNIS	51
88554	ELASTIC HOSIERY BAS ELASTIQUES							
	QTY. METRIC (NO) QUANT. METRIQUE (NOMB)	752,472	687,768	809,976	585,240	-8		
	QTY. IMPERIAL (NO) QUANT. IMPERIALE (NOMB)	752,472	687,768	809,976	585,240	-8		
	VALUE (\$000) VALEUR (\$000)	965	1,368	1,665	1,239	8	UNITED STATES ETATS-UNIS	63
88571	WHEEL CHAIRS, INVALID CHAIRS & PTS FAUTEUILS ROULANTS & PCS, INVALIDES							
	QTY. METRIC (NO) QUANT. METRIQUE (NOMB)	4,044	5,287	6,764	8,573	28		
	QTY. IMPERIAL (NO) QUANT. IMPERIALE (NOMB)	4,044	5,287	6,764	8,573	28		
	VALUE (\$000) VALEUR (\$000)	5,182	7,296	9,897	15,578	44	UNITED STATES ETATS-UNIS	51
88571-20	WHEELCHAIRS, INVALID, INCL POWERED FAUTEUIL ROULANT PR INVALIDES Y COMPRIS FAUTEUIL A MOTEUR							
	QTY. METRIC (NO) QUANT. METRIQUE (NOMB)	4,044	5,287	6,764	8,573	28		
	QTY. IMPERIAL (NO) QUANT. IMPERIALE (NOMB)	4,044	5,287	6,764	8,573	28		
	VALUE (\$000) VALEUR (\$000)	2,367	3,041	3,710	4,002	19	UNITED STATES ETATS-UNIS	80

## IMPORT DATA TRENDS - TENDANCES DES DONNEES SUR L'IMPORTATION

## SECTION 3 - END PRODUCTS, INEDIBLE

## SECTION 3 - PRODUITS FINIS, NON COMESTIBLES

CODE	COMMODITY MARCHANDISE	1982	1983	1984	AVE. ANNUAL GROWTH RATE (%) 1982-1985 TAUX DE CROISSANCE ANNUEL MOYEN		MAJOR COUNTRY OF EXPORT - SHARE OF IMPORT MARKET (%) 1985 PAYS EXPORTATEUR PRINCIPAL - PART DU MARCHE DES IMPORTATIONS	
					1985			
88571-88	WHEELCHAIRS, INVALID, PARTS OF PIECES DE FAUTEUIL ROULANT POUR INVALIDES							
	VALUE (\$000) VALEUR (\$000)	2,814	4,255	6,186	11,576	59	UNITED STATES ETATS-UNIS	41
89599	ORTHOPAEDIC APPLIANCES & PARTS NES APPAREILS ORTHOPEDIQUES, PIECES NDA							
	VALUE (\$000) VALEUR (\$000)	8,207	8,753	9,202	10,211	7	UNITED STATES ETATS-UNIS	89
89104	NEWSPAPER SUPPLEMENTS SECTIONS & PT SUPPLEMENTS ET SECTIONS DE JOURNAUX							
	VALUE (\$000) VALEUR (\$000)	363	212	353	556	15	UNITED STATES ETATS-UNIS	98
89108	NEWSPAPERS, UNBOUND N E S JOURNAUX NON RELIES N D A							
	VALUE (\$000) VALEUR (\$000)	16,623	19,042	21,386	22,807	11	UNITED STATES ETATS-UNIS	97
89129	MAGAZINES AND PERIODICALS N E S REVUES ET PERIODIQUES N D A							
	VALUE (\$000) VALEUR (\$000)	363,783	382,480	444,122	420,926	5	UNITED STATES ETATS-UNIS	95
89304	RELIGIOUS BOOKS AND PAMPHLETS LIVRES ET BROCHURES RELIGIEUX							
	VALUE (\$000) VALEUR (\$000)	23,500	25,053	27,568	30,329	9	UNITED STATES ETATS-UNIS	89
89325	BOOKS PUB BY FOREIGN GOVT UN & NATO LIVRES PAR GOUV. ETRANGERS ONU OTAN							
	VALUE (\$000) VALEUR (\$000)	1,070	1,466	1,690	1,812	19	UNITED STATES ETATS-UNIS	57
89329	DICTIONARIES ENCYCLOPAEDIAS ATLASES DICTIONNAIRES, ENCYCLOPEDIES, ATLAS							
	VALUE (\$000) VALEUR (\$000)	18,420	26,458	23,855	23,068	8	UNITED STATES ETATS-UNIS	79
89329-30	DICTIONARIES, ANY LANGUAGE DICTIONNAIRES, EN TOUTE LANGUE							
	VALUE (\$000) VALEUR (\$000)	5,583	5,085	6,121	8,574	15	UNITED STATES ETATS-UNIS	72
89329-40	ENCYCLOPAEDIAS, ANY LANGUAGE ENCYCLOPEDIES, EN TOUTE LANGUE							
	VALUE (\$000) VALEUR (\$000)	11,970	18,599	16,221	12,396	1	UNITED STATES ETATS-UNIS	86
89341	BOOKS AND PAMPHLETS NES EXC ENGLISH LIVRES & BROCHURES NDA SAUF ANGLAIS							
	VALUE (\$000) VALEUR (\$000)	43,970	43,883	47,180	51,513	5	FRANCE FRANCE	64
89341-30	BOOKS, WORKS OF FICTION, OTHER THAN ENGLISH LIVRES, OUVR. D'IMAGINATION, TOUTE AUTRE LANGUE QUE L'ANG							
	VALUE (\$000) VALEUR (\$000)	8,224	20,002	16,751	14,396	20	FRANCE FRANCE	79

## IMPORT DATA TRENDS - TENDANCES DES DONNEES SUR L'IMPORTATION

## SECTION 3 - END PRODUCTS, INEDIBLE

## SECTION 3 - PRODUITS FINIS, NON COMESTIBLES

CODE	COMMODITY MARCHANDISE	1982	1983	1984	AVE. ANNUAL GROWTH RATE (%) 1982-1985 TAUX DE CROISSANCE ANNUEL MOYEN		MAJOR COUNTRY OF EXPORT - SHARE OF IMPORT MARKET (%) 1985 PAYS EXPORTATEUR PRINCIPAL - PART DU MARCHE DES IMPORTATIONS		
					1985	ANNUEL MOYEN			
89345	NOVELS AND WORKS OF FICTION N E S ROMANS, CONTES ET FABLES N D A	VALUE (\$000) VALEUR (\$000)	137,399	132,492	146,143	159,965	5	UNITED STATES ETATS-UNIS	97
89349	BOOKS AND PAMPHLETS N E S LIVRES ET BROCHURES N D A	VALUE (\$000) VALEUR (\$000)	264,329	306,110	334,811	340,515	9	UNITED STATES ETATS-UNIS	87
89349-20	BOOKS, DO-IT-YOURSELF, ENGLISH ONLY GUIDES PRATIQUES EN ANGLAIS SEULEMENT	VALUE (\$000) VALEUR (\$000)	7,260	4,140	5,104	7,088	-1	UNITED STATES ETATS-UNIS	95
89349-30	BOOKS, COOK, ENGLISH ONLY LIVRES DE RECETTES, EN ANGLAIS SEULEMENT	VALUE (\$000) VALEUR (\$000)	9,658	14,174	22,034	15,241	16	UNITED STATES ETATS-UNIS	82
89349-50	BOOKS, SCHOOL TEXT, ENGLISH ONLY MANUELS SCOLAIRES, EN ANGLAIS SEULEMENT	VALUE (\$000) VALEUR (\$000)	92,802	102,333	95,384	105,042	4	UNITED STATES ETATS-UNIS	98
89403	GLOBES, GEOGRAPHIC TOPOGRAPHIC & PT GLOBES GEOGRAPHIQUES, ETC. & PIECES	QTY. METRIC (NO) QUANT. METRIQUE (NOMB)	144,231	146,496	130,511	135,906	-2		
		QTY. IMPERIAL (NO) QUANT. IMPERIALE (NOMB)	144,231	146,496	130,511	135,906	-2		
		VALUE (\$000) VALEUR (\$000)	1,598	1,569	1,594	1,845	5	UNITED STATES ETATS-UNIS	79
89409	CHARTS AND MAPS GRAPHIQUES ET CARTES	VALUE (\$000) VALEUR (\$000)	2,273	2,484	2,854	3,368	14	UNITED STATES ETATS-UNIS	73
89417	PHOTOGRAPHS PHOTOGRAPHIES	VALUE (\$000) VALEUR (\$000)	5,624	3,723	5,416	5,412	-1	UNITED STATES ETATS-UNIS	93
89417-20	PHOTOGRAPHS, ILLUSTRATIONS PHOTOGRAPHIES, ILLUSTRATIONS	VALUE (\$000) VALEUR (\$000)	4,115	2,437	2,871	3,180	-8	UNITED STATES ETATS-UNIS	96
89424	GREETING CARDS CARTES DE SOUHAITS	VALUE (\$000) VALEUR (\$000)	5,779	8,283	11,221	15,215	32	UNITED STATES ETATS-UNIS	80
89432	PICTORIAL POST CARDS CARTES POSTALES ILLUSTREES	VALUE (\$000) VALEUR (\$000)	452	475	731	928	27	UNITED STATES ETATS-UNIS	47
89439	PICTURE REPRODUCTIONS N E S REPRODUCTIONS DE PEINTURE N D A	VALUE (\$000) VALEUR (\$000)	6,456	7,151	7,797	10,816	19	UNITED STATES ETATS-UNIS	79

SEE EXPLANATORY NOTES / VOIR NOTES EXPLICATIVES

## IMPORT DATA TRENDS - TENDANCES DES DONNEES SUR L'IMPORTATION

## SECTION 3 - END PRODUCTS, INEDIBLE

## SECTION 3 - PRODUITS FINIS, NON COMESTIBLES

CODE	COMMODITY MARCHANDISE	1982	1983	1984	AVE. ANNUAL GROWTH RATE (%) 1982-1985		MAJOR COUNTRY OF EXPORT - SHARE OF IMPORT MARKET (%) 1985	
					1985	ANNUEL MOYEN	PAYS EXPORTATEUR PRINCIPAL - PART DU MARCHE DES IMPORTATIONS	
89440	MUSIC, PRINTED MUSIQUE IMPRIMEE							
	VALUE (\$000) VALEUR (\$000)	6,265	7,362	7,575	7,474	6	UNITED STATES ETATS-UNIS	96
89490	CHILDREN'S PICTURE BOOKS LIVRES D'IMAGES POUR ENFANTS							
	VALUE (\$000) VALEUR (\$000)	13,538	15,448	20,931	17,620	9	UNITED STATES ETATS-UNIS	65
89490-20	BOOKS, CHILDRENS, PICTORIAL ALPHABET, PTD LIVRES POUR ENFANTS, ALPHABET ILLUSTRE, IMPRIMES							
	VALUE (\$000) VALEUR (\$000)	2,472	2,609	3,422	3,726	15	FRANCE FRANCE	47
89520	LABELS TAGS AND WRAPPERS OF PAPER ETIQUETTES ET EMBALLAGES EN PAPIER							
	VALUE (\$000) VALEUR (\$000)	16,898	18,962	21,194	23,899	12	UNITED STATES ETATS-UNIS	87
89524	BLUEPRINTS, PLANS AND DESIGNS IMPRESSIONS SUR BLEUS PLANS DESSINS							
	VALUE (\$000) VALEUR (\$000)	22,020	23,351	22,677	20,347	-3	UNITED STATES ETATS-UNIS	97
89524-40	DRAWINGS, ARCHITECTURAL, ORIGINALS OR COPIES DESSINS D'ARCHITECTURE, ORIGINAUX OU COPIES							
	VALUE (\$000) VALEUR (\$000)	4,751	7,626	3,960	3,100	-13	UNITED STATES ETATS-UNIS	94
89528	DECALCOMANIA TRANSFERS DECALCOMANIES							
	VALUE (\$000) VALEUR (\$000)	13,053	14,439	12,385	10,487	-7	UNITED STATES ETATS-UNIS	80
89532	PLAYING CARDS IN SHEETS CARTES A JOUER EN FEUILLES							
	QTY. METRIC (PACK) QUANT. METRIQUE (JEU)	5,556,429	4,362,152	3,272,921	3,599,148	-13		
	QTY. IMPERIAL (PACK) QUANT. IMPERIALE (PAQ)	5,556,429	4,362,152	3,272,921	3,599,148	-13		
	VALUE (\$000) VALEUR (\$000)	2,531	1,798	1,700	1,422	-17	UNITED STATES ETATS-UNIS	100
89536	PAPER PATTERNS, PRINTED PATRONS DE PAPIER IMPRIMES							
	VALUE (\$000) VALEUR (\$000)	4,799	5,952	6,598	5,997	8	UNITED STATES ETATS-UNIS	96
89581	TOURIST LITERATURE DOCUMENTATION TOURISTIQUE							
	VALUE (\$000) VALEUR (\$000)	2,761	3,407	3,958	4,039	13	UNITED STATES ETATS-UNIS	76
89589	ADVERTISING MATTER, PRINTED N E S IMPRIMES PUBLICITAIRES N O A							
	VALUE (\$000) VALEUR (\$000)	48,193	51,814	61,105	60,987	8	UNITED STATES ETATS-UNIS	74

## IMPORT DATA TRENDS - TENDANCES DES DONNEES SUR L'IMPORTATION

## SECTION 3 - END PRODUCTS, INEDIBLE

## SECTION 3 - PRODUITS FINIS, NON COMESTIBLES

CODE	COMMODITY MARCHANDISE	1982	1983	1984	AVE. ANNUAL GROWTH RATE (%) 1982-1985 TAUX DE CROISSANCE ANNUEL MOYEN		MAJOR COUNTRY OF EXPORT - SHARE OF IMPORT MARKET (%) 1985 PAYS EXPORTATEUR PRINCIPAL - PART DU MARCHE DES IMPORTATIONS		
					1985	ANNUEL MOYEN			
89589-20	CATALOGUES, ADVERTISING CATALOGUES PUBLICITAIRES								
	QTY. METRIC (KG) QUANT. METRIQUE (KG)	1,606,829	1,367,568	1,589,096	2,377,529	14			
	QTY. IMPERIAL (LB) QUANT. IMPERIALE (LIV)	3,542,471	3,014,988	3,503,375	5,241,582	14			
	VALUE (\$000) VALEUR (\$000)	7,453	7,604	9,125	10,190	11	UNITED STATES ETATS-UNIS	63	
89589-40	BOOKS, WALLPAPER SAMPLE LIVRES D'ECHANTILLONS DE PAPIER MURAL								
	QTY. METRIC (KG) QUANT. METRIQUE (KG)	521,644	543,526	665,587	688,563	10			
	QTY. IMPERIAL (LB) QUANT. IMPERIALE (LIV)	1,150,034	1,198,276	1,457,376	1,518,030	10			
	VALUE (\$000) VALEUR (\$000)	3,857	4,198	5,357	6,255	17	UNITED STATES ETATS-UNIS	78	
89599	PRINTED MATTER N E S IMPRIMES N D A								
	VALUE (\$000) VALEUR (\$000)	100,747	110,128	142,258	143,979	13	UNITED STATES ETATS-UNIS	85	
89599-30	CALENDARS WITHOUT ADVERTISING CALENDRIERS, NON PUBLICITAIRES								
	VALUE (\$000) VALEUR (\$000)	2,203	2,685	4,302	4,592	27	UNITED STATES ETATS-UNIS	75	
89599-50	ENVELOPES, PRINTED, EXC SEED/PADDED ENVELOPPES IMPRIMEES, SAUF A GRAINES DE SEM. OU REMB								
	VALUE (\$000) VALEUR (\$000)	2,990	3,367	4,588	5,170	20	UNITED STATES ETATS-UNIS	93	
90101	NOTEBOOKS, SCRIBBLERS AND PADS CALEPINS CAHIERS ET BLDCS-NOTE								
	QTY. METRIC (KG) QUANT. METRIQUE (KG)	738,306	1,058,746	1,722,908	2,517,276	50			
	QTY. IMPERIAL (LB) QUANT. IMPERIALE (LIV)	1,627,694	2,334,148	3,798,362	5,549,673	50			
	VALUE (\$000) VALEUR (\$000)	2,427	3,518	5,539	8,055	49	FRANCE FRANCE	38	
90109	CORRESPONDENCE PAPER, CUT PAPER NES PAPIER A LETTRE ET A ECRIRE N D A								
	QTY. METRIC (KG) QUANT. METRIQUE (KG)	10,232,208	10,347,663	12,339,305	13,079,342	8			
	QTY. IMPERIAL (LB) QUANT. IMPERIALE (LIV)	22,558,275	22,812,812	27,203,654	28,835,165	8			
	VALUE (\$000) VALEUR (\$000)	19,033	21,380	27,840	24,522	9	UNITED STATES ETATS-UNIS	91	
90109-20	PAPER, DUPLICATING, CUT TO SIZE PAPIER POUR DUPLICATEUR, FEUIL COUPEES A FORMAT								
	QTY. METRIC (KG) QUANT. METRIQUE (KG)	2,779,522	4,363,998	5,624,707	7,301,629	38			
	QTY. IMPERIAL (LB) QUANT. IMPERIALE (LIV)	6,127,830	9,621,019	12,400,421	16,097,420	38			
	VALUE (\$000) VALEUR (\$000)	5,344	9,372	13,023	11,602	29	UNITED STATES ETATS-UNIS	93	

## IMPORT DATA TRENDS - TENDANCES DES DONNEES SUR L'IMPORTATION

## SECTION 3 - END PRODUCTS, INEOIBLE

## SECTION 3 - PRODUITS FINIS, NON COMESTIBLES

CODE	COMMODITY MARCHANDISE		1982	1983	1984	AVE. ANNUAL GROWTH RATE (%) 1982-1985 TAUX DE CROISSANCE ANNUUEL MOYEN		MAJOR COUNTRY OF EXPDRT - SHARE OF IMPORT MARKET (%) 1985 PAYS EXPORTATEUR PRINCIPAL - PART DU MARCHE DES IMPORTATIONS	
90124	ENVELOPES, NOT PRINTED ENVELOPPES NON IMPRIMEES								
	QTY. METRIC (M) QUANT. METRIQUE (M)		305,802	84,627	130,721	182,248	-16		
	QTY. IMPERIAL (M) QUANT. IMPERIALE (M)		305,802	84,627	130,721	182,248	-16		
	VALUE (\$000) VALEUR (\$000)		1,944	1,722	2,555	3,461	21	UNITED STATES ETATS-UNIS	95
90128	FILING ACCESSORIES OF PAPER N E S ACCESSOIRES POUR CLASSEMENT N O A								
	VALUE (\$000) VALEUR (\$000)		3,743	3,228	3,930	4,444	6	UNITED STATES ETATS-UNIS	85
90136	CARBON PAPER PAPIER CARBONE								
	QTY. METRIC (KG) QUANT. METRIQUE (KG)		282,717	233,416	250,735	316,450	4		
	QTY. IMPERIAL (LB) QUANT. IMPERIALE (LIV)		623,287	514,597	552,779	697,657	4		
	VALUE (\$000) VALEUR (\$000)		946	797	875	1,213	8	UNITED STATES ETATS-UNIS	99
90149	STATIONERY & PAPER OFFICE SUPP. NES PAPIER ET FOURNITURES DE BUREAU NOA								
	VALUE (\$000) VALEUR (\$000)		11,545	15,582	18,723	21,695	23	UNITED STATES ETATS-UNIS	84
90149-40	PAPER, BUSINESS MACHINE, CUT TO SIZE PAPIER POUR MACHINES DE BUREAU, DECOUPE EN FEUILLES								
	VALUE (\$000) VALEUR (\$000)		2,291	4,336	8,172	7,504	48	UNITED STATES ETATS-UNIS	93
90149-50	TAPE, PAPER, GUMMED BANDES DE PAPIER GDMME								
	VALUE (\$000) VALEUR (\$000)		3,039	3,785	3,329	4,546	14	UNITED STATES ETATS-UNIS	81
90204	BALL POINT PENS STYLOS A BILLE								
	QTY. METRIC (DOZ) QUANT. METRIQUE (DOUZ)		4,358,748	3,890,867	4,604,067	5,288,035	6		
	QTY. IMPERIAL (DOZ) QUANT. IMPERIALE (DOUZ)		4,358,748	3,890,867	4,604,067	5,288,035	6		
	VALUE (\$000) VALEUR (\$000)		12,419	13,537	17,886	16,404	10	UNITED STATES ETATS-UNIS	51
90222	FOUNTAIN PENS & MECH PENCILS & SETS STYLOGRAPHES & CRAYONS MECANIKES								
	VALUE (\$000) VALEUR (\$000)		2,839	4,069	5,868	5,473	24	UNITED STATES ETATS-UNIS	48
90239	MARKING PENS FELT SYNTH TIPPED & PT CRAYONS MARQUEURS ET PIECES								
	QTY. METRIC (DOZ) QUANT. METRIQUE (DOUZ)		2,965,145	4,779,958	4,641,898	4,489,207	15		
	QTY. IMPERIAL (DOZ) QUANT. IMPERIALE (DOUZ)		2,965,145	4,779,958	4,641,898	4,489,207	15		

SEE EXPLANATORY NOTES / VOIR NOTES EXPLICATIVES

## IMPORT DATA TRENDS - TENDANCES DES DONNEES SUR L'IMPORTATION

## SECTION 3 - END PRODUCTS, INEDIBLE

## SECTION 3 - PRODUITS FINIS, NON COMESTIBLES

CODE	COMMODITY MARCHANDISE	1982	1983	1984	AVE. ANNUAL GROWTH RATE (%) 1982-1985		MAJOR COUNTRY OF EXPORT - SHARE OF IMPORT MARKET (%) 1985	
					1985 ANNUAL MOYEN	TAUX DE CROISSANCE	PAYS EXPORTATEUR PRINCIPAL - PART DU MARCHE DES IMPORTATIONS	
90239	MARKING PENS FELT SYNTH TIPPED & PT CRAYONS MARQUEURS ET PIECES			(CONT-D) (SUITE)				
	VALUE (\$000) VALEUR (\$000)	6,443	9,680	12,022	11,621	21	UNITED STATES ETATS-UNIS	49
90239-30	MARKERS /WRITING INSTRUMENTS/, BROAD TIP CRAYONS MARQUEURS, A POINTE LARGE (NECESSAIRE A ECRIRE)							
	QTY. METRIC (DOZ) QUANT. METRIQUE (DOUZ)	1,507,879	1,478,639	1,617,337	1,718,204	4		
	QTY. IMPERIAL (DOZ) QUANT. IMPERIALE (DOUZ)	1,507,879	1,478,639	1,617,337	1,718,204	4		
	VALUE (\$000) VALEUR (\$000)	1,932	3,466	4,384	4,207	29	UNITED STATES ETATS-UNIS	52
90239-40	MARKERS /WRITING INSTRUMENTS/, FINE TIP CRAYONS MARQUEURS A POINTE FINE (NECESSAIRE A ECRIRE)							
	QTY. METRIC (DOZ) QUANT. METRIQUE (DOUZ)	1,457,266	3,301,319	3,024,561	2,771,003	24		
	QTY. IMPERIAL (DOZ) QUANT. IMPERIALE (DOUZ)	1,457,266	3,301,319	3,024,561	2,771,003	24		
	VALUE (\$000) VALEUR (\$000)	3,714	5,258	6,863	6,120	18	UNITED STATES ETATS-UNIS	38
90244	REFILLS FOR BALL POINT PENS CARTOUCHES POUR STYLOS A BILLE							
	QTY. METRIC (M) QUANT. METRIQUE (M)	35,342	52,706	56,765	61,186	20		
	QTY. IMPERIAL (M) QUANT. IMPERIALE (M)	35,342	52,706	56,765	61,186	20		
	VALUE (\$000) VALEUR (\$000)	953	2,305	2,485	2,292	34	UNITED STATES ETATS-UNIS	91
90245	PARTS FOR PENS AND MECH PENCILS NES PIECES DE STYLDY CRAYONS MECAN. NDA							
	VALUE (\$000) VALEUR (\$000)	8,099	8,453	8,468	10,197	8	UNITED STATES ETATS-UNIS	88
90245-20	BALL POINT PEN PARTS & ACCESS. EXC REFILLS PIECES ET ACCESSOIRES PR STYLOS A BILLE, SAUF CARTOUCHES							
	VALUE (\$000) VALEUR (\$000)	6,327	6,913	6,806	8,950	12	UNITED STATES ETATS-UNIS	88
90253	PENCILS, BLACK OR COLOURED N E S CRAYONS DE PLUMBAGINE & COULEUR NDA							
	QTY. METRIC (GROSS) QUANT. METRIQUE (GR)	204,258	349,371	278,914	212,451	1		
	QTY. IMPERIAL (GROSS) QUANT. IMPERIALE (GR)	204,258	349,371	278,914	212,451	1		
	VALUE (\$000) VALEUR (\$000)	1,939	3,467	2,885	2,530	9	UNITED STATES ETATS-UNIS	26
90273	DRAUGHTING INSTRUMENTS INSTRUMENTS A DESSINER							
	VALUE (\$000) VALEUR (\$000)	8,223	9,238	7,998	7,897	-1	UNITED STATES ETATS-UNIS	47
90280	PENCIL LEADS MINES DE PLOMB							
	VALUE (\$000) VALEUR (\$000)	3,270	3,165	4,258	4,979	15	UNITED STATES ETATS-UNIS	43

SEE EXPLANATORY NOTES / VOIR NOTES EXPLICATIVES

## IMPORT DATA TRENDS - TENDANCES DES DONNEES SUR L'IMPORTATION

## SECTION 3 - END PRODUCTS, INEDIBLE

## SECTION 3 - PRODUITS FINIS, NON COMESTIBLES

CODE	COMMODITY MARCHANDISE	1982	1983	1984	1985	AVE. ANNUAL GROWTH RATE (%) 1982-1985	MAJOR COUNTRY OF EXPORT - SHARE OF IMPORT MARKET (%) 1985	1985
						TAUX DE CROISSANCE ANNUEL MOYEN	PAYS EXPORTATEUR PRINCIPAL - PART DU MARCHE DES IMPORTATIONS	
90289	WRITING INSTRUMENTS ACCESS PTS NES INSTRUMENTS A ECRIRE ACCESS PCS NOA							
	VALUE (\$000) VALEUR (\$000)	4,295	4,623	4,847	4,792	4	UNITED STATES ETATS-UNIS	43
90404	INKS, EXCEPT PRINTING INKS ENCRE, SAUF L'ENCRE D'IMPRIMERIE							
	VALUE (\$000) VALEUR (\$000)	4,642	5,880	6,533	4,825	1	UNITED STATES ETATS-UNIS	79
90423	METAL PARTS FOR LOOSE-LEAF BINDERS PIECES DE METAL POUR RELIURE MOBILE							
	VALUE (\$000) VALEUR (\$000)	8,110	7,144	9,312	9,189	4	UNITED KINGDOM ROYAUME-UNI	26
90424	LOOSE-LEAF BINDERS AND PARTS N E S RELIURES, FEUILLES MOBILES, PCS NOA							
	VALUE (\$000) VALEUR (\$000)	3,807	4,314	5,778	5,711	14	UNITED STATES ETATS-UNIS	85
90424-20	LOOSE-LEAF BINDERS & SIMILAR COVERS /INDEXES/ RELIURES A FEUILLES MOBILES/COUVERTURES SEMBLABLES/INDEX							
	VALUE (\$000) VALEUR (\$000)	2,961	3,279	4,187	4,353	14	UNITED STATES ETATS-UNIS	89
90432	DUPLICATING MACHINE STENCILS STENCILS POUR MACHINES A POLYCOPIER							
	VALUE (\$000) VALEUR (\$000)	1,293	1,876	1,686	810	-14	UNITED STATES ETATS-UNIS	62
90489	DESK ACCESS. & OFFICE DEVICES & PTS ACCESS. DISPOSITIFS & PCS DE BUREAU							
	VALUE (\$000) VALEUR (\$000)	10,285	11,779	17,422	18,040	20	UNITED STATES ETATS-UNIS	62
90489-80	STAPLING MACHINE, OFFICE USE AGRAFEUSES DE BUREAU							
	VALUE (\$000) VALEUR (\$000)	2,705	2,992	4,717	4,078	15	UNITED STATES ETATS-UNIS	57
90499	STATIONERS' AND OFFICE SUPPLIES NES FOURNITURES DE PAPETIERS BUREAU NOA							
	VALUE (\$000) VALEUR (\$000)	39,562	41,471	49,033	48,859	7	UNITED STATES ETATS-UNIS	57
90499-20	RUBBER STATIONERY GOODS, INCL ERASERS & BANDS ARTICLES DE PAPETERIE EN CADUTC Y COMPRIS GOMMES ET ELAS							
	VALUE (\$000) VALEUR (\$000)	1,968	2,962	3,789	3,499	21	UNITED STATES ETATS-UNIS	28
90499-50	TAPE, MASKING, CUT TO SIZE RUBAN-CACHE, FEUILLE COUPEE A FORMAT							
	VALUE (\$000) VALEUR (\$000)	4,796	5,927	6,013	5,833	7	UNITED STATES ETATS-UNIS	98
90499-60	TAPE, PLASTIC, PRESS-SENSI, IN RETAIL PKG RUBAN GOMME ADHESIF EN PLASTIQUE, EMBALLAGES AU DETAIL							
	VALUE (\$000) VALEUR (\$000)	7,548	6,680	7,847	7,888	2	UNITED STATES ETATS-UNIS	42
90499-70	RIBBONS, TYPEWRITER & SIMILAR OFFICE MACHINE RUBANS POUR MACHINE A ECRIRE ET AUTRES MACH. DE BUREAUX							
	VALUE (\$000) VALEUR (\$000)	16,483	16,581	18,834	18,946	5	UNITED STATES ETATS-UNIS	57



## IMPORT DATA TRENDS - TENDANCES DES DONNÉES SUR L'IMPORTATION

## SECTION 3 - END PRODUCTS, INEDIBLE

## SECTION 3 - PRODUITS FINIS, NDN COMESTIBLES

CODE	COMMODITY MARCHANDISE	1982	1983	1984	1985	AVE. ANNUAL GROWTH RATE (%) 1982-1985 TAUX DE CROISSANCE ANNUEL MOYEN	MAJOR COUNTRY OF EXPORT - SHARE OF IMPORT MARKET (%) 1985 PAYS EXPORTATEUR PRINCIPAL - PART DU MARCHÉ DES IMPORTATIONS	
90504	ARTISTS' BRUSHES AND HAIR PENCILS PINCEAUX D'ARTISTES							
	QTY. METRIC (DOZ) QUANT. METRIQUE (DOUZ)	454,648	624,730	530,837	434,057	-2		
	QTY. IMPERIAL (DOZ) QUANT. IMPERIALE (DOUZ)	454,648	624,730	530,837	434,057	-2		
	VALUE (\$000) VALEUR (\$000)	2,255	3,002	2,968	2,979	10	UNITED STATES ETATS-UNIS	51
90508	ARTISTS' AND STUDENTS PAINTS & OILS PEINTURES ET HUILES POUR ARTISTES							
	VALUE (\$000) VALEUR (\$000)	3,437	4,237	4,616	4,641	10	UNITED STATES ETATS-UNIS	48
90508-20	ARTISTS AND STUDENTS COLOURS, OILS AND PAINTS HUILE ET PEINTURE POUR ARTISTES ET ECOIERS/ELEVES							
	VALUE (\$000) VALEUR (\$000)	3,306	4,140	4,479	4,526	11	UNITED STATES ETATS-UNIS	48
90519	CRAYDNS AND PASTEL CRAYONS CRAYDNS, PASTELS ET FUSAIN							
	VALUE (\$000) VALEUR (\$000)	1,441	1,699	2,026	1,805	8	UNITED STATES ETATS-UNIS	63
90549	ARTISTS' MATERIALS N E S ARTICLES PDUR ARTISTES N D A							
	VALUE (\$000) VALEUR (\$000)	4,140	3,136	2,569	3,079	-9	UNITED STATES ETATS-UNIS	76
91111	CAMERAS, STILL PICTURE APPAREILS DE PRISE DE VUES FIXES							
	QTY. METRIC (NO) QUANT. METRIQUE (NOMB)	1,129,567	1,386,629	1,471,126	1,588,553	12		
	QTY. IMPERIAL (NO) QUANT. IMPERIALE (NOMB)	1,129,567	1,386,629	1,471,126	1,588,553	12		
	VALUE (\$000) VALEUR (\$000)	86,623	89,469	96,045	89,557	1	JAPAN JAPDN	59
91111-20	CAMERAS, STILL, 35MM, SINGLE LENS REFLEX APPAREIL PHOTO, REFLEX, MONOCULAIRE 35 MM							
	QTY. METRIC (NO) QUANT. METRIQUE (NOMB)	240,692	245,995	238,372	255,977	2		
	QTY. IMPERIAL (NO) QUANT. IMPERIALE (NOMB)	240,692	245,995	238,372	255,977	2		
	VALUE (\$000) VALEUR (\$000)	35,048	33,579	36,163	31,877	-3	JAPAN JAPON	91
91111-21	CAMERAS, STILL, 35MM, RANGEFINDER APPAREIL PHOTO, A TELEMETRE 35 MM							
	QTY. METRIC (NO) QUANT. METRIQUE (NOMB)	186,307	300,732	489,163	634,328	50		
	QTY. IMPERIAL (NO) QUANT. IMPERIALE (NOMB)	186,307	300,732	489,163	634,328	50		
	VALUE (\$000) VALEUR (\$000)	11,624	23,361	33,908	33,591	42	JAPAN JAPON	67
91111-43	CAMERAS, STILL, 110 FILM, CARTRIDGE LOAD APPAREIL PHOTO, A MISE AU POINT FIXE, 110 TYPE CARTOUCHE							
	QTY. METRIC (NO) QUANT. METRIQUE (NOMB)	123,075	183,162	311,767	311,306	36		
	QTY. IMPERIAL (NO) QUANT. IMPERIALE (NOMB)	123,075	183,162	311,767	311,306	36		

SEE EXPLANATORY NOTES / VOIR NOTES EXPLICATIVES

## IMPORT DATA TRENDS - TENDANCES DES DONNEES SUR L'IMPORTATION

## SECTION 3 - END PRODUCTS, INEDIBLE

## SECTION 3 - PRODUITS FINIS, NON COMESTIBLES

CODE	COMMODITY MARCHANDISE	1982	1983	1984	AVE. ANNUAL GROWTH RATE (%) 1982-1985		MAJOR COUNTRY OF EXPORT - SHARE OF IMPORT MARKET (%) 1985		
					1985	ANNUEL MOYEN	PAYS EXPORTATEUR PRINCIPAL - PART DU MARCHE DES IMPORTATIONS		
91111-43	CAMERAS, STILL, 110 FILM, CARTRIDGE LOAD APPAREIL PHOTO. A MISE AU POINT FIXE, 110 TYPE CARTOUCHE			(CONT-D) (SUITE)					
	VALUE (\$000) VALEUR (\$000)	2,005	3,120	6,466	4,164	27	UNITED STATES ETATS-UNIS	69	
91111-61	CAMERAS, STILL, SELF-PROCESSING TYPE APPAREIL PHOTOGRAPHIQUE, A DEVELOPPEMENT INSTANTANE								
	QTY. METRIC (NO) QUANT. METRIQUE (NOMB)	139,951	185,194	82,051	108,991	-8			
	QTY. IMPERIAL (NO) QUANT. IMPERIALE (NOMB)	139,951	185,194	82,051	108,991	-8			
	VALUE (\$000) VALEUR (\$000)	8,181	7,922	4,786	5,088	-15	UNITED STATES ETATS-UNIS	91	
91118	CAMERAS, MOTION PICTURE APPAREILS DE PRISE DE VUES ANIMEES								
	QTY. METRIC (NO) QUANT. METRIQUE (NOMB)	3,508	2,145	1,415	1,585	-23			
	QTY. IMPERIAL (NO) QUANT. IMPERIALE (NOMB)	3,508	2,145	1,415	1,585	-23			
	VALUE (\$000) VALEUR (\$000)	1,247	1,266	2,969	2,372	24	UNITED STATES ETATS-UNIS	54	
91139	PARTS OF CAMERAS, EXCEPT LENSES PIECES D'APPAREILS DE PRISE DE VUES								
	VALUE (\$000) VALEUR (\$000)	10,847	13,498	8,679	8,914	-6	UNITED STATES ETATS-UNIS	40	
91139-19	CAMERAS, STILL, PARTS OF, NES PIECES D'APPAREIL PHOTOGRAPHIQUE NDA								
	VALUE (\$000) VALEUR (\$000)	9,671	12,541	7,343	6,654	-12	JAPAN JAPON	49	
91149	CAMERA ACCESSORIES N E S ACCESS. D'APP. DE PRISE DE VUES NDA								
	VALUE (\$000) VALEUR (\$000)	23,875	29,240	30,630	30,510	8	JAPAN JAPDN	45	
91149-11	FLASH UNITS, ELECTRONIC, STILL CAMERA ACCESS APPAREIL-ECLAIR ELECTRONIQUE, ACCES O'APPAREIL PHOTO								
	QTY. METRIC (NO) QUANT. METRIQUE (NOMB)	253,200	302,784	302,265	252,514	0			
	QTY. IMPERIAL (NO) QUANT. IMPERIALE (NOMB)	253,200	302,784	302,265	252,514	0			
	VALUE (\$000) VALEUR (\$000)	6,274	7,535	8,889	7,751	7	JAPAN JAPON	74	
91202	PROJECTORS, OVERHEAD TYPE PROJECTEURS /RETRO/								
	QTY. METRIC (NO) QUANT. METRIQUE (NOMB)	7,832	5,860	6,784	9,079	5			
	QTY. IMPERIAL (NO) QUANT. IMPERIALE (NOMB)	7,832	5,860	6,784	9,079	5			
	VALUE (\$000) VALEUR (\$000)	1,453	1,220	1,601	1,862	8	UNITED STATES ETATS-UNIS	63	
91204	PROJECTORS, STILL PICTURE APPAREILS DE PROJECTION FIXE								
	QTY. METRIC (NO) QUANT. METRIQUE (NOMB)	32,292	23,899	20,775	20,709	-14			

SEE EXPLANATORY NOTES / VOIR NOTES EXPLICATIVES

## IMPORT DATA TRENDS - TENDANCES DES DONNEES SUR L'IMPORTATION

## SECTION 3 - END PRODUCTS, INEDIBLE

## SECTION 3 - PRODUITS FINIS, NON COMESTIBLES

CODE	COMMODITY MARCHANDISE	1982	1983	1984	AVE. ANNUAL GROWTH RATE (%) 1982-1985		MAJOR COUNTRY OF EXPORT - SHARE OF IMPORT MARKET (%) 1985	
					1985	ANNUEL MOYEN	PAYS EXPORTATEUR PRINCIPAL - PART DU MARCHE DES IMPORTATIONS	
91204	PROJECTORS, STILL PICTURE APPAREILS DE PROJECTION FIXE			(CONT-D) (SUITE)				
	QTY. IMPERIAL (NO) QUANT. IMPERIALE (NOMB)	32,292	23,899	20,775	20,709	-14		
	VALUE (\$000) VALEUR (\$000)	2,209	1,958	2,603	2,402	3	UNITED STATES ETATS-UNIS	52
91208	PROJECTORS, MOTION PICTURE CINEMATOGRAPHES							
	QTY. METRIC (NO) QUANT. METRIQUE (NOMB)	7,269	6,207	4,634	2,199	-33		
	QTY. IMPERIAL (NO) QUANT. IMPERIALE (NOMB)	7,269	6,207	4,634	2,199	-33		
	VALUE (\$000) VALEUR (\$000)	2,544	2,599	3,007	1,857	-10	JAPAN JAPON	40
91219	PROJECTION APPARATUS & PARTS N E S APPAREILS DE PROJECTION ET PCS. NDA							
	VALUE (\$000) VALEUR (\$000)	13,456	11,920	17,319	16,246	6	UNITED STATES ETATS-UNIS	90
91219-51	SCREENS, PROJECTION, STILL/MOTION PICTURE ECRAN DE PROJECTION, IMAGE FIXE ET FILM							
	VALUE (\$000) VALEUR (\$000)	2,233	2,503	2,650	3,112	11	UNITED STATES ETATS-UNIS	90
91219-88	PROJECTION APPARATUS & EQUIP NES, PARTS NES PIECES NDA D'APP. DE PROJECTION ET D'EQUIPMENT NDA							
	VALUE (\$000) VALEUR (\$000)	6,676	5,448	7,957	8,247	7	UNITED STATES ETATS-UNIS	92
91513	MOTION PICTURE FILM, UNEXPOSED FILMS VIERGES POUR CINEMATOGRAPHES							
	QTY. METRIC (METRE) QUANT. METRIQUE (METRE)	37,500,876	33,897,878	29,804,085	45,184,415	6		
	QTY. IMPERIAL (FT) QUANT. IMPERIALE (PI)	123,034,370	111,213,511	97,782,432	148,242,832	6		
	VALUE (\$000) VALEUR (\$000)	10,750	8,916	11,492	10,293	-1	UNITED STATES ETATS-UNIS	76
91513-21	FILM, MOTION PIC. 35MM, UNEXP, CUT TO WIDTH FILM CINEMATOGRAPHIQUE, 35 MM, VIERGE, COUPE EN LARGEUR							
	QTY. METRIC (M) QUANT. METRIQUE (M)	14,362,170	15,944,589	12,070,775	30,369,757	28		
	QTY. IMPERIAL (FT) QUANT. IMPERIALE (PIED)	47,119,981	52,311,645	39,602,280	99,638,310	28		
	VALUE (\$000) VALEUR (\$000)	2,947	3,091	4,711	6,555	30	UNITED STATES ETATS-UNIS	84
91523	X-RAY FILM, UNEXPOSED FILMS POUR RAYONS X							
	VALUE (\$000) VALEUR (\$000)	61,812	71,855	90,595	72,284	5	UNITED STATES ETATS-UNIS	62
91523-20	X-RAY FILM, MEDICAL, UNEXPOSED, EXC DENTAL FILM RAYONS-X, MED, VIERGE SF POUR RADIOGRAPHIE DENT.							
	VALUE (\$000) VALEUR (\$000)	36,035	53,077	70,860	50,725	12	UNITED STATES ETATS-UNIS	51
91523-25	X-RAY FILM, DENTAL, UNEXPOSED FILM, RAYONS-X, USAGE DENTAIRE, VIERGE							
	VALUE (\$000) VALEUR (\$000)	3,572	2,918	3,152	4,053	4	UNITED STATES ETATS-UNIS	91

SEE EXPLANATORY NOTES / VOIR NOTES EXPLICATIVES

## IMPORT DATA TRENDS - TENDANCES DES DONNEES SUR L'IMPORTATION

## SECTION 3 - END PRODUCTS, INEDIBLE

## SECTION 3 - PRODUITS FINIS, NON COMESTIBLES

CODE	COMMODITY MARCHANDISE	1982	1983	1984	1985	AVE. ANNUAL GROWTH RATE (%) 1982-1985	MAJOR COUNTRY OF EXPORT - SHARE OF IMPORT MARKET (%) 1985	1985
						TAUX DE CROISSANCE ANNUEL MOYEN	PAYS EXPORTATEUR PRINCIPAL - PART DU MARCHE DES IMPORTATIONS	
91528	PHOTOGRAPHIC PLATES, UNEXPOSED PLAQUES VIERGES POUR PHOTOGRAPHIES							
	VALUE (\$000) VALEUR (\$000)	5,300	6,446	7,675	7,972	14	UNITED STATES ETATS-UNIS	57
91539	UNEXPOSED PHOTOGRAPHIC FILM N E S FILMS VIERGES POUR PHOTOGRAPHIE NDA							
	VALUE (\$000) VALEUR (\$000)	130,475	143,546	160,684	153,358	6	UNITED STATES ETATS-UNIS	58
91539-30	MICROFILM, UNEXPOSED MICROFILM VIERGE							
	VALUE (\$000) VALEUR (\$000)	6,308	6,465	7,803	7,735	7	UNITED STATES ETATS-UNIS	77
91539-40	FILM PACKS, FILM, UNEXPOSED EXC SELF-PROCESS FILM EN CHARGEUR, VIERGE, SAUF FILM A DEVELOPPEMENT INST.							
	VALUE (\$000) VALEUR (\$000)	4,016	18,533	24,525	30,921	96	JAPAN JAPDN	48
91539-50	FILM, GRAPHIC ARTS, UNEXPOSED, ROLLS & SHEETS FILM POUR ARTS GRAPHIQUES, ROULEAUX ET FEUILLES, VIERGE							
	VALUE (\$000) VALEUR (\$000)	28,391	38,461	49,354	48,865	20	UNITED STATES ETATS-UNIS	52
91564	SENSITIZED PHOTOCOPY, BLUEPRT PAPER PAPIER SENSIBILISE PHOTOCOPIE BLEUS							
	VALUE (\$000) VALEUR (\$000)	4,983	6,998	8,468	7,476	14	UNITED STATES ETATS-UNIS	84
91564-20	PHOTOCOPY PAPER, SENSITIZED PAPIER SENSIBILISE POUR PHOTOCOPIES							
	VALUE (\$000) VALEUR (\$000)	4,113	5,756	7,429	6,131	14	UNITED STATES ETATS-UNIS	81
91569	SENSITIZED PHOTO PAPER & CLOTH NES PAPIER TISSU SENSIBILISES PHOTO NDA							
	VALUE (\$000) VALEUR (\$000)	65,882	80,982	92,940	80,049	7	UNITED STATES ETATS-UNIS	37
91569-30	PAPER, SENSITIZED, SELF-PROCESSING TYPE PAPIER SENSIBILISE, A DEVELOPPEMENT INSTANTANE							
	VALUE (\$000) VALEUR (\$000)	18,651	34,520	39,187	28,497	15	NETHERLANDS PAYS-BAS	48
91813	MOTION PICTURE FILM, SOLD, EXPOSED FILMS CINEMATOGR. VENDUS, EXPOSES							
	QTY. METRIC (METRE) QUANT. METRIQUE (METRE)	16,534.986	13,755.306	11,879.803	12,226.542	-9		
	QTY. IMPERIAL (FT) QUANT. IMPERIALE (PI)	54,248.643	45,128.958	38,975.730	40,113.328	-9		
	VALUE (\$000) VALEUR (\$000)	11,391	10,135	9,257	8,109	-11	UNITED STATES ETATS-UNIS	71
91813-21	FILM, MOVIE, SOLD, EDUCATIONAL FILM CINEMATOGRAPHIQUE EDUCATIF, VENDU							
	QTY. METRIC (M) QUANT. METRIQUE (M)	6,096.423	4,956.877	3,685.868	3,949.266	-13		
	QTY. IMPERIAL (FT) QUANT. IMPERIALE (PIED)	20,001.389	16,262.720	12,092.743	12,956.911	-13		
	VALUE (\$000) VALEUR (\$000)	5,413	4,768	4,352	3,855	-11	UNITED STATES ETATS-UNIS	97

## IMPORT DATA TRENDS - TENDANCES DES DONNEES SUR L'IMPORTATION

## SECTION 3 - END PRODUCTS, INEDIBLE

## SECTION 3 - PRODUITS FINIS, NON COMESTIBLES

CODE	COMMODITY MARCHANDISE	1982	1983	1984	1985	AVE. ANNUAL GROWTH RATE (%) 1982-1985	MAJOR COUNTRY OF EXPORT - SHARE OF IMPORT MARKET (%) 1985	94
						TAUX DE CROISSANCE ANNUEL MOYEN	PAYS EXPORTATEUR PRINCIPAL - PART DU MARCHE DES IMPORTATIONS	
91839	PHOTO FILM & PLATES SOLD EXPOSED NES PELLIC PLAQUES VENDUES EXPOSEES NDA							
	VALUE (\$000)	13,140	12,036	14,231	14,493	3	UNITED STATES	94
	VALEUR (\$000)						ETATS-UNIS	
91839-41	MICROFILM, EXPOSED MICROFILM EXPOSEE							
	VALUE (\$000)	4,510	4,100	4,773	5,617	14	UNITED STATES	94
	VALEUR (\$000)						ETATS-UNIS	
91905	PROJECTOR LAMPS/BULBS/ PHOTOGRAPHIC AMPOULES DE PROJECTEUR PHOTO.							
	QTY. METRIC (NO)	296,470	285,657	255,668	260,287	-4		
	QUANT. METRIQUE (NOMB)							
	QTY. IMPERIAL (NO)	296,470	285,657	255,668	260,287	-4		
	QUANT. IMPERIALE (NOMB)							
	VALUE (\$000)	1,825	2,001	1,949	2,020	4	UNITED STATES	69
	VALEUR (\$000)						ETATS-UNIS	
91908	PHOTOFLASH LAMPS, BULBS LAMPES ECLAIRS, AMPOULES							
	QTY. METRIC (NO)	15,814,203	9,185,166	12,977,782	19,197,071	6		
	QUANT. METRIQUE (NOMB)							
	QTY. IMPERIAL (NO)	15,814,203	9,185,166	12,977,782	19,197,071	6		
	QUANT. IMPERIALE (NOMB)							
	VALUE (\$000)	1,663	1,230	1,660	2,012	6	UNITED STATES	46
	VALEUR (\$000)						ETATS-UNIS	
91910	PHOTOGRAPHIC LAMPS, BULBS N E S LAMPES POUR PHOTOGRAPHIE N D A							
	QTY. METRIC (NO)	159,827	260,929	172,685	117,465	-10		
	QUANT. METRIQUE (NOMB)							
	QTY. IMPERIAL (NO)	159,827	260,929	172,685	117,465	-10		
	QUANT. IMPERIALE (NOMB)							
	VALUE (\$000)	841	1,286	1,132	980	5	UNITED STATES	87
	VALEUR (\$000)						ETATS-UNIS	
91939	CAMERA AND PROJECTION LENSES LENTILLES DE CAMERA & DE PROJECTION							
	VALUE (\$000)	28,589	34,282	34,499	32,583	4	JAPAN	77
	VALEUR (\$000)						JAPON	
91939-11	LENSES, CAMERA ACCESSORY LENTILLE ACCESSOIRE D'APPAREIL PHOTOGRAPHIQUE							
	VALUE (\$000)	21,768	27,720	29,120	26,153	6	JAPAN	84
	VALEUR (\$000)						JAPON	
91945	FILM PROCESSING & FINISH EQUIP & PT APPAREILS, FINITION DES PELLIC, PCS							
	VALUE (\$000)	43,493	47,021	58,031	60,184	11	UNITED STATES	60
	VALEUR (\$000)						ETATS-UNIS	
91945-51	PRINTERS, CONTACT, PHOTOGRAPHIC TIREUSE DE PHOTOGRAPHIE PAR CONTACT							
	VALUE (\$000)	3,743	3,556	4,160	4,925	10	UNITED STATES	72
	VALEUR (\$000)						ETATS-UNIS	
91945-88	PHOTOGRAPHIC PROCESSING EQUIPMENT, PARTS OF PIECES D'APPAREIL POUR LE TRAITEMENT DES PHOTOGRAPHIES							
	VALUE (\$000)	10,989	11,496	12,471	12,663	5	UNITED STATES	75
	VALEUR (\$000)						ETATS-UNIS	

## IMPORT DATA TRENDS - TENDANCES DES DONNEES SUR L'IMPORTATION

## SECTION 3 - END PRODUCTS, INEDIBLE

## SECTION 3 - PRODUITS FINIS, NON COMESTIBLES

CODE	COMMODITY MARCHANDISE	1982	1983	1984	AVE. ANNUAL GROWTH RATE (%) 1982-1985		MAJOR COUNTRY OF EXPORT - SHARE OF IMPORT MARKET (%) 1985	
					1985	ANNUEL MOYEN	PAYS EXPORTATEUR PRINCIPAL - PART DU MARCHE DES IMPORTATIONS	
91947	PHOTOCOPY & SIMILAR MACHINES & PTS APPAREILS DE PHOTOCOPIE & SIMIL PCS							
	QTY. METRIC (NO) QUANT. METRIQUE (NOMB)	46,577	59,262	85,949	92,453	25		
	QTY. IMPERIAL (NO) QUANT. IMPERIALE (NOMB)	46,577	59,262	85,949	92,453	25		
	VALUE (\$000) VALEUR (\$000)	267,722	252,692	343,715	294,497	3	UNITED STATES ETATS-UNIS	55
91947-20	PHOTOCOPY MACHINES, ELECTROSTATIC MACHINES A PHOTOCOPIER ELECTROSTATIQUE							
	QTY. METRIC (NO) QUANT. METRIQUE (NOMB)	43,013	58,119	84,355	89,883	28		
	QTY. IMPERIAL (NO) QUANT. IMPERIALE (NOMB)	43,013	58,119	84,355	89,883	28		
	VALUE (\$000) VALEUR (\$000)	152,941	145,181	186,708	166,704	3	JAPAN JAPON	46
91947-87	PHOTOCOPY MACHINES, ACCESSORIES ACCESSOIRES D'APPAREIL A PHOTOCOPIER							
	VALUE (\$000) VALEUR (\$000)	21,644	14,688	24,079	14,645	-12	UNITED STATES ETATS-UNIS	49
91947-88	PHOTOCOPY MACHINES, PARTS OF PIECES D'APPAREIL A PHOTOCOPIER							
	VALUE (\$000) VALEUR (\$000)	89,613	92,640	132,612	112,676	8	UNITED STATES ETATS-UNIS	71
91948	MICROFILM EQUIPMENT AND PARTS APPAREILS ET PIECES POUR MICROFILM							
	VALUE (\$000) VALEUR (\$000)	11,990	11,688	17,961	13,769	5	UNITED STATES ETATS-UNIS	73
91948-35	MICROFILM READER-PRINTERS & PRINTERS LECTEUR-TIREUSE DE MICROFILM, TIREUSE							
	QTY. METRIC (NO) QUANT. METRIQUE (NOMB)	1,419	1,553	2,125	1,780	8		
	QTY. IMPERIAL (NO) QUANT. IMPERIALE (NOMB)	1,419	1,553	2,125	1,780	8		
	VALUE (\$000) VALEUR (\$000)	3,099	3,429	5,796	4,422	13	UNITED STATES ETATS-UNIS	58
91949	BLUE & WHITEPRINT PROC. EQUIP & PTS MATER. DE REPROD. & TIRAGE & PIECES							
	VALUE (\$000) VALEUR (\$000)	1,836	1,540	2,596	2,597	12	UNITED STATES ETATS-UNIS	85
91979	PHOTOGRAPHIC CHEMICALS N E S PRDD. CHIMIQUES A PHOTOGRAPHIE NDA							
	VALUE (\$000) VALEUR (\$000)	62,392	78,074	97,005	84,649	11	UNITED STATES ETATS-UNIS	83
91979-20	PHOTOGRAPHIC CHEMICALS, FORMULATED PRODUITS CHIMIQUES POUR PHOTOGRAPHIE							
	VALUE (\$000) VALEUR (\$000)	45,526	53,716	64,904	56,272	7	UNITED STATES ETATS-UNIS	95
91979-30	PHOTOCOPY CHEMICALS, FORMULATED PRODUITS CHIMIQUES POUR PHOTOCOPIE							
	VALUE (\$000) VALEUR (\$000)	16,864	24,359	32,101	28,377	19	UNITED STATES ETATS-UNIS	58

## IMPORT DATA TRENDS - TENDANCES DES DONNEES SUR L'IMPORTATION

## SECTION 3 - END PRODUCTS, INEDIBLE

## SECTION 3 - PRODUITS FINIS, NON COMESTIBLES

CODE	COMMODITY MARCHANDISE	1982	1983	1984	AVE. ANNUAL GROWTH RATE (%) 1982-1985 TAUX DE CROISSANCE ANNUEL MOYEN		MAJOR COUNTRY OF EXPORT - SHARE OF IMPORT MARKET (%) 1985 PAYS EXPORTATEUR PRINCIPAL - PART DU MARCHE DES IMPORTATIONS		
					1985	ANNUEL MOYEN			
91999	PHOTOGRAPHIC EQUIP. & SUPPLIES NES MATERIEL ET FOURNITURES PHOTO. NDA								
	VALUE (\$000) VALEUR (\$000)	13,739	16,877	17,432	15,858	5	UNITED STATES ETATS-UNIS	67	
91999-11	ALBUMS, PHOTOGRAPH ALBUM POUR PHOTOGRAPHIES								
	VALUE (\$000) VALEUR (\$000)	2,696	5,159	5,179	3,387	8	UNITED STATES ETATS-UNIS	34	
92124	PIANOS PIANOS								
	QTY. METRIC (NO) QUANT. METRIQUE (NOMB)	16,250	18,460	20,195	18,746	5			
	QTY. IMPERIAL (NO) QUANT. IMPERIALE (NOMB)	16,250	18,460	20,195	18,746	5			
	VALUE (\$000) VALEUR (\$000)	19,538	21,745	24,715	24,032	7	JAPAN JAPON	45	
92124-21	PIANOS, UPRIGHT, NEW PIANOS DROITS, NEUFS								
	QTY. METRIC (NO) QUANT. METRIQUE (NOMB)	7,873	9,620	9,055	9,127	5			
	QTY. IMPERIAL (NO) QUANT. IMPERIALE (NOMB)	7,873	9,620	9,055	9,127	5			
	VALUE (\$000) VALEUR (\$000)	9,776	11,809	11,775	11,361	5	JAPAN JAPON	51	
92124-23	PIANOS, GRAND, NEW PIANOS A QUEUE NEUFS								
	QTY. METRIC (NO) QUANT. METRIQUE (NOMB)	644	576	1,105	1,569	34			
	QTY. IMPERIAL (NO) QUANT. IMPERIALE (NOMB)	644	576	1,105	1,569	34			
	VALUE (\$000) VALEUR (\$000)	2,800	2,333	4,195	5,014	21	JAPAN JAPON	36	
92134	PARTS FOR PIANOS, INCLUDING STRINGS PIECES DE PIANOS, Y COMPRIS CORDES								
	VALUE (\$000) VALEUR (\$000)	2,284	2,709	2,752	1,501	-13	UNITED STATES ETATS-UNIS	77	
92140	ORGANS, ELECTRONIC ORGUES ELECTRONIQUES								
	QTY. METRIC (NO) QUANT. METRIQUE (NOMB)	32,385	33,168	20,166	19,903	-15			
	QTY. IMPERIAL (NO) QUANT. IMPERIALE (NOMB)	32,385	33,168	20,166	19,903	-15			
	VALUE (\$000) VALEUR (\$000)	16,834	16,696	14,352	13,043	-8	JAPAN JAPON	49	
92149	ORGANS AND PARTS N E S ORGUES ET PIECES N D A								
	QTY. METRIC (NO) QUANT. METRIQUE (NOMB)	3,968	8,866	2,992	2,628	-13			
	QTY. IMPERIAL (NO) QUANT. IMPERIALE (NOMB)	3,968	8,866	2,992	2,628	-13			
	VALUE (\$000) VALEUR (\$000)	3,345	2,697	2,279	2,502	-9	UNITED STATES ETATS-UNIS	48	

## IMPORT DATA TRENDS - TENDANCES DES DONNEES SUR L'IMPORTATION

## SECTION 3 - END PRODUCTS, INEDIBLE

## SECTION 3 - PRODUITS FINIS, NON COMESTIBLES

CODE	COMMODITY MARCHANDISE		1982	1983	1984	AVE. ANNUAL GROWTH RATE (%) 1982-1985		MAJDR COUNTRY OF EXPORT - SHARE OF IMPORT MARKET (%) 1985	
						1985	ANNUEL MOYEN	PAYS EXPORTATEUR PRINCIPAL - PART DU MARCHE DES IMPORTATIONS	
92152	WIND INSTRUMENTS AND PARTS N E S INSTRUMENTS A VENT ET PIECES N D A								
	QTY. METRIC (NO) QUANT. METRIQUE (NOMB)		439,220	507,181	440,571	427,131	-1		
	QTY. IMPERIAL (NO) QUANT. IMPERIALE (NOMB)		439,220	507,181	440,571	427,131	-1		
	VALUE (\$000) VALEUR (\$000)		9,449	10,770	10,120	10,215	3	UNITED STATES ETATS-UNIS	52
92152-30	WIND INSTRUMENTS, REED INSTRUMENTS A ANCHE								
	QTY. METRIC (NO) QUANT. METRIQUE (NOMB)		17,432	23,346	18,220	15,606	-3		
	QTY. IMPERIAL (NO) QUANT. IMPERIALE (NOMB)		17,432	23,346	18,220	15,606	-3		
	VALUE (\$000) VALEUR (\$000)		3,473	4,328	3,939	3,699	2	UNITED STATES ETATS-UNIS	51
92164	STRINGS FOR MUSICAL INSTRUMENTS NES CORDES POUR INSTRUMENTS MUSIQUE NDA								
	VALUE (\$000) VALEUR (\$000)		2,423	2,992	2,526	2,535	2	UNITED STATES ETATS-UNIS	86
92165	STRINGED INSTRUMENTS AND PARTS NES INSTRUMENTS A CORDES ET PIECES NDA								
	QTY. METRIC (NO) QUANT. METRIQUE (NOMB)		366,834	197,453	161,322	140,567	-27		
	QTY. IMPERIAL (NO) QUANT. IMPERIALE (NOMB)		366,834	197,453	161,322	140,567	-27		
	VALUE (\$000) VALEUR (\$000)		9,972	11,253	10,757	11,188	4	JAPAN JAPON	44
92165-21	GUITARS GUITARES								
	QTY. METRIC (NO) QUANT. METRIQUE (NOMB)		126,631	147,643	107,565	100,837	-7		
	QTY. IMPERIAL (NO) QUANT. IMPERIALE (NOMB)		126,631	147,643	107,565	100,837	-7		
	VALUE (\$000) VALEUR (\$000)		7,967	8,873	8,153	9,352	5	JAPAN JAPON	47
92176	ACCORDIONS, CONCERTINAS AND PARTS ACCORDIONS, CONCERTINAS ET PIECES								
	QTY. METRIC (NO) QUANT. METRIQUE (NOMB)		3,553	3,623	4,377	5,986	19		
	QTY. IMPERIAL (NO) QUANT. IMPERIALE (NOMB)		3,553	3,623	4,377	5,986	19		
	VALUE (\$000) VALEUR (\$000)		741	966	832	741	0	ITALY ITALIE	55
92199	MUSICAL INSTRUMENTS AND PARTS N E S INSTRUMENTS DE MUSIQUE & PIECES NDA								
	VALUE (\$000) VALEUR (\$000)		19,575	24,276	30,132	40,269	27	JAPAN JAPON	62
92199-20	MUSICAL INSTRUMENTS, PERCUSSION INSTRUMENTS DE MUSIQUE A PERCUSSION								
	VALUE (\$000) VALEUR (\$000)		3,780	5,123	5,343	5,158	11	UNITED STATES ETATS-UNIS	35



## IMPORT DATA TRENDS - TENDANCES DES DONNEES SUR L'IMPORTATION

## SECTION 3 - END PRODUCTS, INEDIBLE

## SECTION 3 - PRODUITS FINIS, NON COMESTIBLES

CODE	COMMODITY MARCHANDISE	1982	1983	1984	AVE. ANNUAL GROWTH RATE (%) 1982-1985 TAUX DE CROISSANCE ANNUEL MOYEN		MAJOR COUNTRY OF EXPORT - SHARE OF IMPORT MARKET (%) 1985 PAYS EXPORTATEUR PRINCIPAL - PART DU MARCHE DES IMPORTATIONS	
					1985	ANNUEL MOYEN		
92199-30	BOXES, CASES, ETC. MUSIC PLAYING BOITIERS, ETUIS, ETC. MUSICAUX							
	VALUE (\$000) VALEUR (\$000)	2,294	2,500	3,431	4,064	21	TAIWAN TAIWAN	47
92199-60	SYNTHESIZERS /MUSICAL INSTRUMENTS/ SYNTHETISEURS (INSTRUMENTS MUSICALE)							
	QTY. METRIC (NO) QUANT. METRIQUE (NOMB)	3,680	16,113	28,890	48,169	134		
	QTY. IMPERIAL (NO) QUANT. IMPERIALE (NOMB)	3,680	16,113	28,890	48,169	134		
	VALUE (\$000) VALEUR (\$000)	1,738	4,456	7,213	10,099	79	JAPAN JAPON	93
92199-87	MUSICAL INSTRUMENTS NES. ACCESSORIES ACCESSOIRES D'INSTRUMENTS DE MUSIQUE NDA							
	VALUE (\$000) VALEUR (\$000)	2,557	3,419	4,091	7,965	46	JAPAN JAPON	83
<b>93001</b>	<b>SHDGTGUNS FUSILS DE CHASSE</b>							
	QTY. METRIC (NO) QUANT. METRIQUE (NOMB)	46,064	40,559	57,294	58,796	8		
	QTY. IMPERIAL (NO) QUANT. IMPERIALE (NOMB)	46,064	40,559	57,294	58,796	8		
	VALUE (\$000) VALEUR (\$000)	5,755	5,892	7,661	8,753	15	UNITED STATES ETATS-UNIS	66
93001-30	SHOTGUNS, PUMP/SLIDE-ACTION FUSILS DE CHASSE A COULISSE							
	QTY. METRIC (NO) QUANT. METRIQUE (NOMB)	10,664	12,448	18,365	23,295	29		
	QTY. IMPERIAL (NO) QUANT. IMPERIALE (NOMB)	10,664	12,448	18,365	23,295	29		
	VALUE (\$000) VALEUR (\$000)	1,919	2,219	3,351	3,964	27	UNITED STATES ETATS-UNIS	94
<b>93006</b>	<b>RIFLES, CENTREFIRE CARABINES, CENTRE</b>							
	QTY. METRIC (NO) QUANT. METRIQUE (NOMB)	49,962	48,107	99,356	73,519	14		
	QTY. IMPERIAL (NO) QUANT. IMPERIALE (NOMB)	49,962	48,107	99,356	73,519	14		
	VALUE (\$000) VALEUR (\$000)	12,763	11,259	13,496	13,353	2	UNITED STATES ETATS-UNIS	75
93006-20	RIFLES, CENTREFIRE, BOLT-ACTION, REPEATER CARABINES A PERCUSSION CENTRALE, A CULASSE, A REPETITION							
	QTY. METRIC (NO) QUANT. METRIQUE (NOMB)	13,231	23,509	73,780	38,571	42		
	QTY. IMPERIAL (NO) QUANT. IMPERIALE (NOMB)	13,231	23,509	73,780	38,571	42		
	VALUE (\$000) VALEUR (\$000)	3,421	5,260	7,254	6,288	22	UNITED STATES ETATS-UNIS	68
<b>93007</b>	<b>RIFLES, RIMFIRE CARABINES, PERIPHERIE</b>							
	QTY. METRIC (NO) QUANT. METRIQUE (NOMB)	22,358	17,492	27,217	25,935	5		
	QTY. IMPERIAL (NO) QUANT. IMPERIALE (NOMB)	22,358	17,492	27,217	25,935	5		

SEE EXPLANATORY NOTES / VOIR NOTES EXPLICATIVES

## IMPORT DATA TRENDS - TENDANCES DES DONNEES SUR L'IMPORTATION

## SECTION 3 - END PRODUCTS, INEDIBLE

## SECTION 3 - PRODUITS FINIS, NON COMESTIBLES

CODE	COMMODITY MARCHANDISE	1982	1983	1984	AVE. ANNUAL GROWTH RATE (%) 1982-1985		MAJOR COUNTRY OF EXPORT - SHARE OF IMPORT MARKET (%) 1985	
					1985 ANNUEL MOYEN	TAUX DE CROISSANCE	PAYS EXPORTATEUR PRINCIPAL - PART DU MARCHE DES IMPORTATIONS	
93007	RIFLES, RIMFIRE CARABINES, PERIPHERIE			(CONT-D) (SUITE)				
	VALUE (\$000) VALEUR (\$000)	2,226	1,605	2,457	2,748	7	UNITED STATES ETATS-UNIS	64
93012	PISTOLS AND REVOLVERS PISTOLETS ET REVOLVERS							
	QTY. METRIC (NO) QUANT. METRIQUE (NOMB)	24,359	22,012	28,624	44,050	22		
	QTY. IMPERIAL (NO) QUANT. IMPERIALE (NOMB)	24,359	22,012	28,624	44,050	22		
	VALUE (\$000) VALEUR (\$000)	3,222	3,298	3,876	4,526	12	UNITED STATES ETATS-UNIS	67
93016	FIREARMS NES, PTS & ACCESS ARMES A FEU NDA, PIECES & ACCESS.							
	QTY. METRIC (NO) QUANT. METRIQUE (NOMB)	61,851	42,337	50,364	63,548	1		
	QTY. IMPERIAL (NO) QUANT. IMPERIALE (NOMB)	61,851	42,337	50,364	63,548	1		
	VALUE (\$000) VALEUR (\$000)	6,866	7,066	8,382	11,607	19	UNITED STATES ETATS-UNIS	76
93016-88	FIREARMS, PARTS DF, NES PIECES D'ARMES A FEU NDA							
	VALUE (\$000) VALEUR (\$000)	1,022	2,263	1,854	5,240	72	UNITED STATES ETATS-UNIS	76
93021	SHDTSHELLS CARTOUCHES A PLOMBS							
	VALUE (\$000) VALEUR (\$000)	2,880	3,648	4,007	3,384	5	UNITED STATES ETATS-UNIS	59
93026	CENTREFIRE METALLIC CARTRIDGES CARTOUCHES METALL. PERCUSS. CENTRE							
	VALUE (\$000) VALEUR (\$000)	2,034	3,568	4,700	3,310	17	UNITED STATES ETATS-UNIS	78
93029	AMMUNITION N E S MUNITIONS N D A							
	VALUE (\$000) VALEUR (\$000)	5,033	4,681	4,690	7,064	12	UNITED STATES ETATS-UNIS	69
93039	AMMUNITION PARTS PIECES DE MUNITIONS							
	VALUE (\$000) VALEUR (\$000)	4,898	5,318	5,638	6,868	12	UNITED STATES ETATS-UNIS	73
93099	MILITARY WEAPONS, ORDNANCE & PT NES ARMES MILITAIRES ARTILLERIE PCS NDA							
	VALUE (\$000) VALEUR (\$000)	50,130	56,819	132,257	185,149	54	UNITED STATES ETATS-UNIS	82
93099-11	MILITARY WEAPONS AND ORDNANCE ARMES DE GUERRE ET ARTILLERIE							
	VALUE (\$000) VALEUR (\$000)	20,052	21,425	41,771	53,959	39	UNITED STATES ETATS-UNIS	68

## IMPORT DATA TRENDS - TENDANCES DES DONNEES SUR L'IMPORTATION

## SECTION 3 - END PRODUCTS, INEDIBLE

## SECTION 3 - PRODUITS FINIS, NON COMESTIBLES

CODE	COMMODITY MARCHANDISE	1982	1983	1984	1985	AVE. ANNUAL GROWTH RATE (%) 1982-1985 TAUX DE CROISSANCE ANNUEL MOYEN	MAJOR COUNTRY OF EXPDRT - SHARE OF IMPORT MARKET (%) 1985 PAYS EXPORTATEUR PRINCIPAL - PART DU MARCHE DES IMPORTATIONS	
93099-88	WEAPONS, MILITARY, PARTS OF PIECES D'ARME DE GUERRE ET D'ARTILLERIE							
	VALUE (\$000) VALEUR (\$000)	30,078	35,394	90,486	131,189	63	UNITED STATES ETATS-UNIS	87
94129	PREFAB & READY-CUT BUILDINGS & PTS BATIMENTS PANNEAUX PREFABRIQUES PCS							
	VALUE (\$000) VALEUR (\$000)	14,530	11,008	16,591	17,757	7	UNITED STATES ETATS-UNIS	90
94129-30	BUILDINGS, PORTABLE/PREFAB, IRDN OR STEEL CONSTRUCTIENS DE FER OU D'ACIER, TRANSP ET PREFAB							
	VALUE (\$000) VALEUR (\$000)	3,070	4,218	5,825	5,897	24	UNITED STATES ETATS-UNIS	98
94149	PREFABRICATED STRUCTURES & PTS NES STRUCTURES PREFABRIQUEES ET PCS NDA							
	VALUE (\$000) VALEUR (\$000)	25,602	16,788	19,717	20,285	-7	UNITED STATES ETATS-UNIS	59
94418	BUTTONS, PLASTIC BOUTONS DE MATIERE PLASTIQUE							
	QTY. METRIC (GROSS) QUANT. METRIQUE (GR)	811,388	1,050,496	1,141,424	1,439,641	21		
	QTY. IMPERIAL (GROSS) QUANT. IMPERIALE (GR)	811,388	1,050,496	1,141,424	1,439,641	21		
	VALUE (\$000) VALEUR (\$000)	1,503	2,202	2,479	3,101	27	UNITED STATES ETATS-UNIS	41
94445	BUTTONS NES, BUTTON BACKS AND PARTS BOUTONS NDA, DISQUES ET PIECES							
	QTY. METRIC (GROSS) QUANT. METRIQUE (GR)	1,066,198	1,182,717	1,245,597	1,335,778	8		
	QTY. IMPERIAL (GROSS) QUANT. IMPERIALE (GR)	1,066,198	1,182,717	1,245,597	1,335,778	8		
	VALUE (\$000) VALEUR (\$000)	3,417	4,191	4,465	4,767	12	UNITED STATES ETATS-UNIS	48
94455	NEEDLES, EXCEPT MACHINE NEEDLES AIGUILLES, SAUF POUR MACHINES							
	VALUE (\$000) VALEUR (\$000)	3,430	3,589	4,404	3,501	1	UNITED KINGDOM ROYAUME-UNI	63
94458	PINS EPINGLES							
	VALUE (\$000) VALEUR (\$000)	2,908	3,640	3,340	3,594	7	UNITED STATES ETATS-UNIS	51
94469	SLIDE, ZIPPER FASTENERS AND PARTS FERMETURES A COULISSE TIRETTES, PCS							
	VALUE (\$000) VALEUR (\$000)	5,610	6,556	6,231	5,712	1	JAPAN JAPON	39
94469-28	SLIDE, HOOKLESS DR ZIPPER FASTENER PARTS NES PIECES DE FERMETURES A GLISSIERE OU SANS AGRAFE, NDA							
	VALUE (\$000) VALEUR (\$000)	2,909	3,283	3,169	3,047	2	JAPAN JAPON	58

## IMPORT DATA TRENDS - TENDANCES DES DONNEES SUR L'IMPORTATION

## SECTION 3 - END PRODUCTS, INEDIBLE

## SECTION 3 - PRODUITS FINIS, NON COMESTIBLES

CODE	COMMODITY MARCHANDISE	1982	1983	1984	AVE. ANNUAL GROWTH RATE (%) 1982-1985 TAUX DE CROISSANCE 1985 ANNUEL MOYEN		MAJOR COUNTRY OF EXPORT - SHARE OF IMPORT MARKET (%) 1985 PAYS EXPORTATEUR PRINCIPAL - PART DU MARCHE DES IMPORTATIONS	
94472	SNAP FASTENERS, HOOKS AND EYES BOUTONS PRESSION, AGRAFES, OEILLETS							
	VALUE (\$000) VALEUR (\$000)	2.225	3.282	4.433	4.631	27	UNITED STATES ETATS-UNIS	71
94472-20	FASTENERS, SNAP BOUTONS PRESSION							
	VALUE (\$000) VALEUR (\$000)	1.597	2.381	3.525	3.763	33	UNITED STATES ETATS-UNIS	74
94499	SEWING ACCESSORIES AND NOTIONS NES ACCESSOIRES DE COUTURE MERCERIE NOA							
	VALUE (\$000) VALEUR (\$000)	7.240	8.845	9.498	9.729	10	UNITED STATES ETATS-UNIS	57
94499-21	BUCKLES, NOT JEWELLERY /EXCEPT SHOE/ BOUCLES NON POUR BIJOUX (SAUF BOUCLES DE CHAUSSURES)							
	VALUE (\$000) VALEUR (\$000)	4.883	6.065	6.228	6.880	12	UNITED STATES ETATS-UNIS	61
94604	DRAWINGS, ETCHINGS & ENGRAVING ORIG DESSINS GRAVURES ETAMPES ORIGINAUX							
	QTY. METRIC (NO) QUANT. METRIQUE (NOMB)	42.516	30.350	36.595	61.407	13		
	QTY. IMPERIAL (NO) QUANT. IMPERIALE (NOMB)	42.516	30.350	36.595	61.407	13		
	VALUE (\$000) VALEUR (\$000)	5.579	5.405	7.277	10.267	22	UNITED STATES ETATS-UNIS	88
94604-20	DRAWINGS, ORIGINAL DESSINS ORIGINAUX							
	QTY. METRIC (NO) QUANT. METRIQUE (NOMB)	2.757	1.844	1.713	2.467	-4		
	QTY. IMPERIAL (NO) QUANT. IMPERIALE (NOMB)	2.757	1.844	1.713	2.467	-4		
	VALUE (\$000) VALEUR (\$000)	1.274	1.966	2.449	3.226	36	UNITED STATES ETATS-UNIS	89
94604-50	LITHOGRAPHS, ORIGINAL, WORKS OF ART LITHOGRAPHIES, ORIGINAUX, DEUVRES D'ART							
	QTY. METRIC (NO) QUANT. METRIQUE (NOMB)	36.337	26.422	32.337	54.655	14		
	QTY. IMPERIAL (NO) QUANT. IMPERIALE (NOMB)	36.337	26.422	32.337	54.655	14		
	VALUE (\$000) VALEUR (\$000)	3.871	3.161	4.369	6.664	20	UNITED STATES ETATS-UNIS	88
94608	PAINTINGS AND PASTELS, MADE BY HAND PEINTURES & PASTELS FAITS A LA MAIN							
	QTY. METRIC (NO) QUANT. METRIQUE (NOMB)	197.157	156.756	143.584	163.831	-6		
	QTY. IMPERIAL (NO) QUANT. IMPERIALE (NOMB)	197.157	156.756	143.584	163.831	-6		
	VALUE (\$000) VALEUR (\$000)	24.998	22.933	41.675	47.575	24	UNITED STATES ETATS-UNIS	69
94608-20	PAINTINGS, EXECUTED BY HAND PEINTURES, FAITES A LA MAIN							
	QTY. METRIC (NO) QUANT. METRIQUE (NOMB)	183.357	155.447	143.150	162.163	-4		
	QTY. IMPERIAL (NO) QUANT. IMPERIALE (NOMB)	183.357	155.447	143.150	162.163	-4		

## IMPORT DATA TRENDS - TENDANCES DES DONNEES SUR L'IMPORTATION

## SECTION 3 - END PRODUCTS, INEDIBLE

## SECTION 3 - PRODUITS FINIS, NON COMESTIBLES

CODE	COMMODITY MARCHANDISE	1982	1983	1984	AVE. ANNUAL GROWTH RATE (%) 1982-1985 TAUX DE CROISSANCE 1985 ANNUEL MOYEN		MAJOR COUNTRY OF EXPORT - SHARE OF IMPORT MARKET (%) 1985 PAYS EXPORTATEUR PRINCIPAL - PART DU MARCHE DES IMPORTATIONS	
94608-20	PAINTINGS, EXECUTED BY HAND PEINTURES, FAITES A LA MAIN			(COND-D) (SUITE)				
	VALUE (\$000) VALEUR (\$000)	24,795	22,859	41,538	47,054	24	UNITED STATES ETATS-UNIS	68
94620	SCULPTURES AND STATUES, ORIGINAL SCULPTURES ET STATUES ORIGINALES							
	QTY. METRIC (NO) QUANT. METRIQUE (NOMB)	3,793	3,923	4,492	5,167	11		
	QTY. IMPERIAL (NO) QUANT. IMPERIALE (NOMB)	3,793	3,923	4,492	5,167	11		
	VALUE (\$000) VALEUR (\$000)	5,197	5,411	7,420	10,541	26	UNITED STATES ETATS-UNIS	64
94630	ANTIQUES OVER 50 YEARS OLD N E S ANTIQUITES PLUS DE 50 ANS N D A							
	VALUE (\$000) VALEUR (\$000)	31,874	34,536	42,692	51,284	17	UNITED STATES ETATS-UNIS	47
94630-20	FURNITURE, ANTIQUE AT LEAST 100 YEARS OLD MEUBLES ANCIENS, 100 ANS ET PLUS							
	VALUE (\$000) VALEUR (\$000)	7,942	9,331	9,712	9,948	8	UNITED KINGDOM ROYAUME-UNI	37
94640	COLLECTIONS & COLLECTORS' ITEMS NES COLLECTIONS, ART. DE COLLECTION NDA							
	VALUE (\$000) VALEUR (\$000)	7,633	11,371	13,105	10,206	10	UNITED STATES ETATS-UNIS	70
94928	LETTERS & NUMERALS OTHER THAN PAPER LTTRES & CHIFFRES AUTRE QUE PAPIER							
	VALUE (\$000) VALEUR (\$000)	1,182	2,182	3,493	3,559	44	UNITED STATES ETATS-UNIS	41
94929	SIGNS AND ADVERTISING DISPLAYS NES ENSEIGNES ET RECLAMES N D A							
	VALUE (\$000) VALEUR (\$000)	15,120	18,825	24,574	29,108	24	UNITED STATES ETATS-UNIS	85
94929-80	SIGNS AND SIGNBOARDS, NON-ELECTRIC ENSEIGNES ET PANNEAUX RECLAMES NON LUMINEUX							
	VALUE (\$000) VALEUR (\$000)	2,401	2,845	3,915	4,055	19	UNITED STATES ETATS-UNIS	83
94933	CASKETS AND COFFINS BIERES ET CERCUEILS							
	QTY. METRIC (NO) QUANT. METRIQUE (NOMB)	20,706	19,333	20,884	23,717	5		
	QTY. IMPERIAL (NO) QUANT. IMPERIALE (NOMB)	20,706	19,333	20,884	23,717	5		
	VALUE (\$000) VALEUR (\$000)	7,327	7,603	10,000	8,839	6	UNITED STATES ETATS-UNIS	99
94933-40	CASKETS AND COFFINS, METAL CERCUEILS ET BIERES, EN METAL							
	QTY. METRIC (NO) QUANT. METRIQUE (NOMB)	15,419	16,486	18,065	20,153	9		
	QTY. IMPERIAL (NO) QUANT. IMPERIALE (NOMB)	15,419	16,486	18,065	20,153	9		
	VALUE (\$000) VALEUR (\$000)	5,671	6,254	8,310	7,190	8	UNITED STATES ETATS-UNIS	100

## IMPORT DATA TRENDS - TENDANCES DES DONNEES SUR L'IMPORTATION

## SECTION 3 - END PRODUCTS. INEDIBLE

## SECTION 3 - PRODUITS FINIS, NON COMESTIBLES

CODE	COMMODITY MARCHANDISE	1982	1983	1984	1985	AVE. ANNUAL GROWTH RATE (%) 1982-1985	MAJOR COUNTRY OF EXPORT - SHARE OF IMPORT MARKET (%) 1985	87
						TAUX DE CROISSANCE ANNUEL MOYEN	PAYS EXPORTATEUR PRINCIPAL - PART DU MARCHE DES IMPORTATIONS	
94939	MORTICIANS GOODS N E S ARTICLES POUR POMPES FUNEBRES N D A							
	VALUE (\$000) VALEUR (\$000)	2,227	1,998	2,377	2,115	-2	UNITED STATES ETATS-UNIS	87
94952	ARTIFICIAL & ORNAMENTAL FLOWERS ETC FLEURS ARTIFICIELLES ORNEMENTALES							
	VALUE (\$000) VALEUR (\$000)	10,661	10,134	17,581	19,366	22	HONG KONG HONG-KONG	41
94952-30	ARTIFICIAL AND ORNAMENTAL FLOWERS FLEURS ARTIFICIELLES ET D'ORNEMENTATION							
	VALUE (\$000) VALEUR (\$000)	8,351	7,846	13,514	14,511	20	HONG KONG HONG-KONG	38
94952-40	ARTIFICIAL AND ORNAMENTAL FOLIAGE FEUILLAGES ARTIFICIELS ET D'ORNEMENTATION							
	VALUE (\$000) VALEUR (\$000)	1,321	1,395	2,772	3,303	35	HONG KONG HONG-KONG	67
94954	CHRISTMAS DECORATIONS EXCEPT LIGHTS DECORATIONS DE NOEL SAUF LUMIERES							
	VALUE (\$000) VALEUR (\$000)	8,639	9,988	13,956	15,475	21	TAIWAN TAIWAN	45
94956	PYROTECHNIC ARTICLES FIREWORKS NES PIECES PYROTECHNIQUES N D A							
	VALUE (\$000) VALEUR (\$000)	1,406	1,500	2,769	3,445	34	UNITED STATES ETATS-UNIS	61
94958	VACUUM BOTTLES AND JUGS AND PARTS BOUTEILLES/POTS ISOLEES A VIDE & PCS							
	QTY. METRIC (NO) QUANT. METRIQUE (NOMB)	205,618	265,580	614,854	682,930	49		
	QTY. IMPERIAL (NO) QUANT. IMPERIALE (NOMB)	205,618	265,580	614,854	682,930	49		
	VALUE (\$000) VALEUR (\$000)	4,192	3,374	4,826	6,424	15	KOREA, SOUTH COREE DU SUD	22
94958-20	VACUUM BOTTLES AND JUGS BOUTEILLES ET CRUCHES THERMOS							
	QTY. METRIC (NO) QUANT. METRIQUE (NOMB)	205,618	265,580	614,854	682,930	49		
	QTY. IMPERIAL (NO) QUANT. IMPERIALE (NOMB)	205,618	265,580	614,854	682,930	49		
	VALUE (\$000) VALEUR (\$000)	1,176	1,791	3,763	4,166	52	KOREA, SOUTH COREE DU SUD	34
94962	CANDLES CHANDELLES							
	QTY. METRIC (KG) QUANT. METRIQUE (KG)	1,615,528	2,936,851	3,552,793	2,644,584	18		
	QTY. IMPERIAL (LB) QUANT. IMPERIALE (LIV)	3,561,649	6,474,683	7,832,608	5,830,341	18		
	VALUE (\$000) VALEUR (\$000)	4,886	5,940	7,379	6,486	10	UNITED STATES ETATS-UNIS	34
94966	NON-ELEC LIGHTING FIXTURES & PT NES FOURNIT. ECLAIRAGE NON ELEC PCS NDA							
	VALUE (\$000) VALEUR (\$000)	6,316	7,094	7,953	7,102	4	UNITED STATES ETATS-UNIS	30

SEE EXPLANATORY NOTES / VOIR NOTES EXPLICATIVES

## IMPORT DATA TRENDS - TENDANCES DES DONNEES SUR L'IMPORTATION

## SECTION 3 - END PRODUCTS, INEDIBLE

## SECTION 3 - PRODUITS FINIS, NON COMESTIBLES

CODE	COMMODITY MARCHANDISE	1982	1983	1984	1985	AVE. ANNUAL GROWTH RATE (%) 1982-1985 TAUX DE CROISSANCE ANNUEL MOYEN	MAJOR COUNTRY OF EXPORT - SHARE OF IMPORT MARKET (%) 1985 PAYS EXPORTATEUR PRINCIPAL - PART DU MARCHE DES IMPORTATIONS	
94966-70	CANDLESTICKS, EXCEPT GOLD AND SILVER CHANDELIERS, SAUF EN OR ET EN ARGENT							
	VALUE (\$000) VALEUR (\$000)	2,967	3,584	3,937	3,738	8	TAIWAN TAIWAN	21
94968	JEWELLERY CASES ECRINS							
	QTY. METRIC (NO) QUANT. METRIQUE (NDMB)	2,068,886	2,022,459	2,031,671	2,489,070	6		
	QTY. IMPERIAL (NO) QUANT. IMPERIALE (NDMB)	2,068,886	2,022,459	2,031,671	2,489,070	6		
	VALUE (\$000) VALEUR (\$000)	2,941	2,619	3,353	3,654	7	TAIWAN TAIWAN	52
94975	WIGS, HAIRFALLS & SIM. HAIR PROD. PERRUQUES, POSTICHES, PROD. SIMIL.							
	VALUE (\$000) VALEUR (\$000)	1,436	1,573	2,194	2,440	19	KOREA, SOUTH COREE DU SUD	36
94995	NOVELTIES AND ART GOODS N E S ARTICLES NOUVEAUTE OBJETS D'ART NDA							
	VALUE (\$000) VALEUR (\$000)	12,037	14,005	16,349	19,052	16	UNITED STATES ETATS-UNIS	38
94995-50	ORNAMENTS, ALABASTER, AMBER, ETC, EXC PAPER ARTICLES DECORATIFS EN ALBATRE, AMBRE, ETC., SF EN PAPIER							
	VALUE (\$000) VALEUR (\$000)	2,110	2,883	3,505	5,144	34	TAIWAN TAIWAN	31
94995-60	CHAINS, KEY CHAINETTES PORTE-CLES							
	VALUE (\$000) VALEUR (\$000)	2,440	1,792	2,226	3,134	8	TAIWAN TAIWAN	41
94999	MISCELLANEOUS END PRODUCTS N E S PRDDUITS FINIS DIVERS N D A							
	VALUE (\$000) VALEUR (\$000)	41,971	47,628	54,367	78,763	23	UNITED STATES ETATS-UNIS	72
94999-24	EMBLEMS & ESCUTCHEONS FOR AUTOS ECUSSONS ET EMBLEMES POUR AUTOMOBILES							
	VALUE (\$000) VALEUR (\$000)	1,003	1,050	2,043	4,244	61	UNITED STATES ETATS-UNIS	96
94999-49	PET SUPPLIES NES /EXCEPT FEED/ FOURNITURES POUR ANIMAUX DE MAISON, NDA (SAUF NOURRITURE)							
	VALUE (\$000) VALEUR (\$000)	5,323	7,346	7,065	8,835	18	UNITED STATES ETATS-UNIS	39
94999-79	MODELS NES MODELES NDA							
	VALUE (\$000) VALEUR (\$000)	5,148	5,467	7,140	12,274	33	UNITED STATES ETATS-UNIS	95
95007	CANS, METAL BIDONS EN METAL							
	VALUE (\$000) VALEUR (\$000)	16,402	36,817	69,460	67,314	59	UNITED STATES ETATS-UNIS	92
95007-20	CANS, METAL, SHIP/DISTRIB. FOR FOOD BIDONS METAL, PR TRANSP DISTRIBUTION D'ALIMENTS							
	VALUE (\$000) VALEUR (\$000)	2,465	16,524	36,979	31,715	132	UNITED STATES ETATS-UNIS	94

## IMPORT DATA TRENDS - TENDANCES DES DONNEES SUR L'IMPORTATION

## SECTION 3 - END PRODUCTS, INEDIBLE

## SECTION 3 - PRODUITS FINIS, NON COMESTIBLES

CODE	COMMODITY MARCHANDISE	1982	1983	1984	AVE. ANNUAL GROWTH RATE (%) 1982-1985 TAUX DE CROISSANCE ANNUEL MOYEN		MAJOR COUNTRY OF EXPORT - SHARE OF IMPORT MARKET (%) 1985 PAYS EXPORTATEUR PRINCIPAL - PART DU MARCHE DES IMPORTATIONS		
					1985	ANNUEL MOYEN			
95007-28	CANS, METAL, SHIP/DISTRIB, FOR FOOD PARTS NES PARTIES BIDONS METAL NDA, TRANSP DISTRIBUTION D'ALIMENTS								
	VALUE (\$000) VALEUR (\$000)	3,766	6,087	19,080	21,599	78	UNITED STATES ETATS-UNIS	97	
95007-30	CANS, METAL, SHIP/DISTRIB, EXC FOR FOOD BIDONS METAL TRANSP DISTRIB SAUF POUR ALIMENTS								
	VALUE (\$000) VALEUR (\$000)	7,689	10,777	8,391	9,194	6	UNITED STATES ETATS-UNIS	69	
95007-38	CANS, METAL, SHIP/DISTRIB, NON-FOOD PARTS NES PARTIES BID METAL NDA, TRANSP DISTRIB PROD NON/ALI								
	VALUE (\$000) VALEUR (\$000)	2,483	3,430	5,011	4,807	24	UNITED STATES ETATS-UNIS	96	
<hr/>									
95019	BARRELS DRUMS CASINGS, METAL, & PTS BARILS TONNEAUX TUBAGE DE METAL PCS								
	QTY. METRIC (NO) QUANT. METRIQUE (NOMB)	118,622	145,255	138,061	139,317	5			
	QTY. IMPERIAL (NO) QUANT. IMPERIALE (NOMB)	118,622	145,255	138,061	139,317	5			
	VALUE (\$000) VALEUR (\$000)	1,257	3,054	4,194	4,157	48	UNITED STATES ETATS-UNIS	82	
95019-30	BARRELS & DRUMS, METAL, REPEAT SHIPPERS TONNEAUX ET BARILS DE METAL REUTILISABLES								
	QTY. METRIC (NO) QUANT. METRIQUE (NOMB)	40,926	75,000	88,906	96,512	33			
	QTY. IMPERIAL (NO) QUANT. IMPERIALE (NOMB)	40,926	75,000	88,906	96,512	33			
	VALUE (\$000) VALEUR (\$000)	783	2,022	2,985	3,121	58	UNITED STATES ETATS-UNIS	80	
<hr/>									
95024	GAS CYLINDERS, METAL, AND PARTS CYLINDRES METAL. POUR GAZ ET PCES								
	QTY. METRIC (NO) QUANT. METRIQUE (NOMB)	199,243	181,715	218,794	320,349	17			
	QTY. IMPERIAL (NO) QUANT. IMPERIALE (NOMB)	199,243	181,715	218,794	320,349	17			
	VALUE (\$000) VALEUR (\$000)	9,781	9,763	10,408	15,199	16	UNITED STATES ETATS-UNIS	74	
95024-20	GAS CYLINDERS, METAL, ONE-TRIP SHIPPERS BONBONNES A GAZ METALLIQUES UNISERVICE								
	QTY. METRIC (NO) QUANT. METRIQUE (NOMB)	92,816	67,395	69,719	124,230	10			
	QTY. IMPERIAL (NO) QUANT. IMPERIALE (NOMB)	92,816	67,395	69,719	124,230	10			
	VALUE (\$000) VALEUR (\$000)	1,864	1,266	1,554	3,177	19	UNITED STATES ETATS-UNIS	71	
95024-30	GAS CYLINDERS, METAL, REPEAT SHIPPERS BONBONNES A GAZ METALLIQUES REUTILISABLES								
	QTY. METRIC (NO) QUANT. METRIQUE (NOMB)	106,427	114,320	149,075	196,119	22			
	QTY. IMPERIAL (NO) QUANT. IMPERIALE (NOMB)	106,427	114,320	149,075	196,119	22			
	VALUE (\$000) VALEUR (\$000)	6,802	7,840	7,976	10,405	15	UNITED STATES ETATS-UNIS	74	



## IMPORT DATA TRENDS - TENDANCES DES DONNEES SUR L'IMPORTATION

## SECTION 3 - END PRODUCTS, INEDIBLE

## SECTION 3 - PRODUITS FINIS, NON COMESTIBLES

CODE	COMMODITY MARCHANDISE	1982	1983	1984	AVE. ANNUAL GROWTH RATE (%) 1982-1985 TAUX DE CROISSANCE ANNUEL MOYEN		MAJOR COUNTRY OF EXPORT - SHARE OF IMPORT MARKET (%) 1985 PAYS EXPORTATEUR PRINCIPAL - PART DU MARCHE DES IMPORTATIONS		
					1985	ANNUEL MOYEN			
95029	SHIPPING CONTAINERS METAL & PTS NES CONTENANTS D'EXPED. METAL & PCS NDA								
	VALUE (\$000) VALEUR (\$000)	15,304	19,689	30,639	30,784	26.	UNITED STATES ETATS-UNIS	91	
95032	BOTTLES FOR ALCOHOLIC BEV.. GLASS BOUTEILLES BOISSON ALCOOLIQUE VERRE								
	VALUE (\$000) VALEUR (\$000)	14,169	18,963	49,781	24,744	20	UNITED STATES ETATS-UNIS	93	
95036	SHIPPING CONTAINERS GLASS & PTS NES RECIPIENTS D'EXPED. VERRE & PCS NDA								
	VALUE (\$000) VALEUR (\$000)	17,857	20,284	25,808	22,501	8	UNITED STATES ETATS-UNIS	73	
95036-26	BOTTLES, GLASS, COSMETICS BOUTEILLES EN VERRE POUR PRODUITS DE BEAUTE								
	VALUE (\$000) VALEUR (\$000)	6,325	7,082	7,458	7,301	5	UNITED STATES ETATS-UNIS	63	
95036-75	BOTTLES AND JARS, GLASS, FOOD PRESERVE BOUTEILLES ET BOCAUX EN VERRE, POUR CONSERVES								
	VALUE (\$000) VALEUR (\$000)	2,386	2,660	3,952	5,072	28	UNITED STATES ETATS-UNIS	89	
95037	GROCERY BAGS, PAPER SACS DE PAPIER POUR EPICERIE								
	QTY. METRIC (M) QUANT. METRIQUE (M)	1,592	28,468	18,505	16,948	118			
	QTY. IMPERIAL (M) QUANT. IMPERIALE (M)	1,592	28,468	18,505	16,948	118			
	VALUE (\$000) VALEUR (\$000)	46	560	458	269	79	UNITED STATES ETATS-UNIS	99	
95041	EGG CARTONS & TRAYS, PAPER CARTONS ET PLATEAUX A DEUFS, PAPIER								
	VALUE (\$000) VALEUR (\$000)	683	726	821	769	4	UNITED STATES ETATS-UNIS	100	
95042	SANITARY FOOD CONTAINERS, PAPER CONTENANTS POUR ALIMENTS, PAPIER								
	VALUE (\$000) VALEUR (\$000)	2,241	1,828	2,333	3,548	16	UNITED STATES ETATS-UNIS	100	
95043	MILK & ICE CREAM CONTAINERS, PAPER CONTENANTS POUR LAIT ETC. DE PAPIER								
	VALUE (\$000) VALEUR (\$000)	2,751	7,014	5,245	4,555	18	UNITED STATES ETATS-UNIS	86	
95043-40	FRUIT JUICE CONTAINERS, PAPER AND PAPERBOARD RECIPIENTS POUR JUS DE FRUIT, PAPIER ET CARTON								
	VALUE (\$000) VALEUR (\$000)	989	1,259	1,505	3,374	50	UNITED STATES ETATS-UNIS	82	
95044	PAPER BAGS & MULTIWALL SACKS NES SACS DE PAPIER & A PARDIS MULTI NDA								
	VALUE (\$000) VALEUR (\$000)	5,015	6,323	7,245	7,264	13	UNITED STATES ETATS-UNIS	90	

## IMPORT DATA TRENDS - TENDANCES DES DONNEES SUR L'IMPORTATION

## SECTION 3 - END PRODUCTS, INEDIBLE

## SECTION 3 - PRODUITS FINIS, NON COMESTIBLES

CODE	COMMODITY MARCHANDISE	1982	1983	1984	AVE. ANNUAL GROWTH RATE (%) 1982-1985 TAUX DE CROISSANCE 1985 ANNUEL MOYEN		MAJOR COUNTRY OF EXPDRT - SHARE OF IMPORT MARKET (%) 1985 PAYS EXPORTATEUR PRINCIPAL - PART DU MARCHE DES IMPORTATIONS	
95045	BOXES & CARTONS, PAPERBOARD & PARTS BOITES & CARTONS, PAPIER CARTON PCS							
	VALUE (\$000) VALEUR (\$000)	73,199	47,530	51,047	51,999	-11	UNITED STATES ETATS-UNIS	92
95045-69	BOXES/CARTONS, SHIPPING CONTAINER, NES EMBALLAGES D'EXPEDITION, BOITES/CARTONS NDA							
	VALUE (\$000) VALEUR (\$000)	33,508	20,681	20,758	20,680	-15	UNITED STATES ETATS-UNIS	95
95045-79	BOXES/CARTONS, FOLDING NES CARTONS/BOITES PLIANTS NDA							
	VALUE (\$000) VALEUR (\$000)	31,713	20,484	23,898	24,387	-8	UNITED STATES ETATS-UNIS	93
95046	TUBES & CARTRIDGES, PAPER TUBES ET CARTOUCHES DE PAPIER							
	VALUE (\$000) VALEUR (\$000)	618	1,367	2,667	2,666	62	UNITED STATES ETATS-UNIS	98
95047	PAPER CORES CONES DE PAPIER							
	QTY. METRIC (M) QUANT. METRIQUE (M)	17,029	29,901	32,049	29,082	19		
	QTY. IMPERIAL (M) QUANT. IMPERIALE (M)	17,029	29,901	32,049	29,082	19		
	VALUE (\$000) VALEUR (\$000)	1,457	1,630	2,005	1,717	6	UNITED STATES ETATS-UNIS	99
95048	DRUMS CANS & CANNISTERS, PAPERBOARD BARILS ET BIDONS DE PAPIER CARTON							
	VALUE (\$000) VALEUR (\$000)	2,569	1,921	1,904	5,925	32	UNITED STATES ETATS-UNIS	100
95049	SHIPPING CONTAINERS PAPER & PTS NES RECIPIENTS D'EXPED PAPIER & PCS.							
	VALUE (\$000) VALEUR (\$000)	28,217	17,821	21,932	17,608	-15	UNITED STATES ETATS-UNIS	98
95049-88	SHIPPING CONTAINERS, PAPER/PAPERBD, PTS NES PIECES D'EMBALLAGES D'EXPEDITION, PAPIER ET CARTON NDA							
	VALUE (\$000) VALEUR (\$000)	6,415	4,395	4,826	4,407	-12	UNITED STATES ETATS-UNIS	98
95055	BARRELS AND KEGS, WOODEN BARILS ET BARILLETS DE BOIS							
	QTY. METRIC (NO) QUANT. METRIQUE (NOMB)	94,755	109,671	72,973	86,299	-3		
	QTY. IMPERIAL (NO) QUANT. IMPERIALE (NOMB)	94,755	109,671	72,973	86,299	-3		
	VALUE (\$000) VALEUR (\$000)	1,188	1,532	1,197	813	-12	UNITED STATES ETATS-UNIS	96
95066	SHIPPING CONTAINERS WOODEN & PT NES RECIPIENTS D'EXPED. BOIS ET PCS NDA							
	VALUE (\$000) VALEUR (\$000)	7,968	9,327	10,396	11,442	13	UNITED STATES ETATS-UNIS	87
95066-83	PALLETS, WOODEN, SHIPPING TYPE PALETTE DE BOIS, POUR EMBAL. D'EXPEDITION							
	VALUE (\$000) VALEUR (\$000)	3,831	4,804	4,784	6,087	17	UNITED STATES ETATS-UNIS	92

SEE EXPLANATORY NOTES / VOIR NOTES EXPLICATIVES

## IMPORT DATA TRENDS - TENDANCES DES DONNEES SUR L'IMPORTATION

## SECTION 3 - END PRODUCTS, INEDIBLE

## SECTION 3 - PRODUITS FINIS, NON COMESTIBLES

CODE	COMMODITY MARCHANDISE	1982	1983	1984	1985	AVE. ANNUAL GROWTH RATE (%) 1982-1985 TAUX DE CROISSANCE ANNUEL MOYEN	MAJOR COUNTRY OF EXPORT - SHARE OF IMPORT MARKET (%) 1985 PAYS EXPORTATEUR PRINCIPAL - PART DU MARCHÉ DES IMPORTATIONS	
95075	SHIPPING CONTAINERS, TEXTILE CONTENANTS D'EXPEDITION DE TEXTILE							
	VALUE (\$000)	9,459	7,495	11,177	13,033	11	BRAZIL	50
	VALEUR (\$000)						BRESIL	
95075-20	BAGS, COTTON, SHIPPING & DISTRIBUTION SACS DE COTON, LIVRAISON ET DISTRIBUTION							
	VALUE (\$000)	8,750	6,646	9,272	10,802	7	BRAZIL	61
	VALEUR (\$000)						BRESIL	
95078	PLASTIC BOTTLES, VIALS, AMPOULES BOUTEILLES FIDLES AMPOULES DE PLAST							
	VALUE (\$000)	11,956	12,538	18,938	24,534	27	UNITED STATES	76
	VALEUR (\$000)						ETATS-UNIS	
95079	SHIPPING CONTAINRS PLASTIC & PT NES RECIPIENTS D'EXPED. PLAST & PCS NDA							
	VALUE (\$000)	21,498	29,486	41,848	46,234	30	UNITED STATES	76
	VALEUR (\$000)						ETATS-UNIS	
95079-39	BAGS, PLASTIC NES /SHIPPING AND DISTRIBUTION/ SACS EN PLASTIQUE NDA, LIVRAISON ET DISTRIBUTION							
	VALUE (\$000)	7,674	9,512	13,919	19,114	35	UNITED STATES	68
	VALEUR (\$000)						ETATS-UNIS	
95079-40	BOXES, PLASTIC, SHIPPING AND DISTRIBUTION BOITES EN PLASTIQUE, LIVRAISON ET DISTRIBUTION							
	VALUE (\$000)	2,023	2,931	5,041	5,856	42	UNITED STATES	65
	VALEUR (\$000)						ETATS-UNIS	
95079-88	CONTAINERS, PLASTIC, SHIPPING & DISTRIB PTS RECIPIENTS ET CDNT., PLAST., LIVRAISON & DISTRIB., PIECES							
	VALUE (\$000)	1,320	2,529	3,765	3,772	41	UNITED STATES	94
	VALEUR (\$000)						ETATS-UNIS	
95088	BOTTLE CAPS, PLASTIC CAPSULES POUR BOUTEILLES, PLASTIQUE							
	QTY. METRIC (M)	901,605	641,228	484,457	510,118	-17		
	QUANT. METRIQUE (M)							
	QTY. IMPERIAL (M)	901,605	641,228	484,457	510,118	-17		
	QUANT. IMPERIALE (M)							
	VALUE (\$000)	11,353	12,991	15,296	16,737	14	UNITED STATES	86
	VALEUR (\$000)						ETATS-UNIS	
95089	BOTTLE CAPS N E S CAPSULES POUR BOUTEILLES N D A							
	VALUE (\$000)	4,527	5,681	6,705	7,232	17	UNITED STATES	83
	VALEUR (\$000)						ETATS-UNIS	
95089-30	CAPS, BOTTLE, METAL, EXCEPT BEVERAGE CROWNS BOUCHONS METALLIQUES POUR BOUTEILLES, SAUF DENTÉES							
	VALUE (\$000)	2,544	2,941	3,773	3,462	11	UNITED STATES	89
	VALEUR (\$000)						ETATS-UNIS	
95096	ACCESS FOR CONTAINRS EXC BOTTLE CAP ACCESS DE CONT. SAUF CAPS BOUTEILLE							
	VALUE (\$000)	23,289	27,517	33,644	39,278	19	UNITED STATES	90
	VALEUR (\$000)						ETATS-UNIS	
95096-29	CAPS NES, CONTAINER, EXCEPT BOTTLE CAPS BOUCHONS PDUR CONTENANTS NDA, SAUF CAPSULES DE BOUTEILLES							
	VALUE (\$000)	3,617	4,611	5,884	6,611	22	UNITED STATES	97
	VALEUR (\$000)						ETATS-UNIS	

## IMPORT DATA TRENDS - TENDANCES DES DONNEES SUR L'IMPORTATION

## SECTION 3 - END PRODUCTS, INEDIBLE

## SECTION 3 - PRODUITS FINIS, NON COMESTIBLES

CODE	COMMODITY MARCHANDISE	1982	1983	1984	AVE. ANNUAL GROWTH RATE (%) 1982-1985 TAUX DE CROISSANCE 1985 ANNUEL MOYEN		MAJOR COUNTRY OF EXPORT - SHARE OF IMPORT MARKET (%) 1985 PAYS EXPORTATEUR PRINCIPAL - PART DU MARCHE DES IMPORTATIONS	
95096-53	PADS, PAPER, FOR PACKING TAMPONS EN PAPIER POUR EMBALLAGE							
	VALUE (\$000) VALEUR (\$000)	1,858	2,216	2,912	3,219	20	UNITED STATES ETATS-UNIS	99
95096-62	AEROSOL VALVES, COMPLETE BOUTON POUSSOIR POUR AEROSOL, COMPLET							
	VALUE (\$000) VALEUR (\$000)	1,487	1,827	3,015	3,911	38	UNITED STATES ETATS-UNIS	63
95096-68	AEROSOL VALVES, PARTS OF PIECES DE BOUTON POUSSOIR POUR AEROSOL							
	VALUE (\$000) VALEUR (\$000)	3,236	4,088	5,240	6,502	26	UNITED STATES ETATS-UNIS	96
95099	CONTAINERS, CLOSURES AND PARTS NES RECIPIENTS, FERMETURES & PIECES NDA							
	VALUE (\$000) VALEUR (\$000)	8,363	13,457	14,230	13,753	18	UNITED STATES ETATS-UNIS	88
96104	SADDLERY, HARNESS, WHIPS AND PARTS SELLERIE, HARNAIS, FOUETS ET PIECES							
	VALUE (\$000) VALEUR (\$000)	4,126	4,574	4,430	4,577	4	UNITED STATES ETATS-UNIS	63
96109	LEATHER END PRODUCTS N E S PRODUITS FINIS DE CUIR N D A							
	VALUE (\$000) VALEUR (\$000)	2,738	3,955	4,922	3,970	13	UNITED STATES ETATS-UNIS	46
96118	DRUGGISTS SUNDRIES, RUBBER ARTICLES DE PHARMACIE DE CAOUTCHOUC							
	VALUE (\$000) VALEUR (\$000)	1,774	2,335	2,431	2,710	15	UNITED STATES ETATS-UNIS	73
96125	NIPPLES AND SOOTHERS, RUBBER TETINES ET SUCETTES DE CAOUTCHOUC							
	VALUE (\$000) VALEUR (\$000)	1,816	2,560	2,700	2,415	10	UNITED STATES ETATS-UNIS	96
96127	RUBBER FLOOR MATS FOR AUTOMOBILES CARPETTES DE CAOUTCHOUC POUR AUTO.							
	VALUE (\$000) VALEUR (\$000)	3,987	4,734	4,747	8,320	28	UNITED STATES ETATS-UNIS	85
96129	RUBBER END PRODUCTS N E S PRODUITS FINIS DE CAOUTCHOUC N D A							
	VALUE (\$000) VALEUR (\$000)	13,949	15,843	16,936	18,922	11	UNITED STATES ETATS-UNIS	74
96139	WOOD END PRODUCTS N E S PRODUITS FINIS DE BOIS N D A							
	VALUE (\$000) VALEUR (\$000)	10,628	11,062	12,069	13,544	8	UNITED STATES ETATS-UNIS	61
96149	PAPER END PRODUCTS N E S PRODUITS FINIS DE PAPIER N D A							
	VALUE (\$000) VALEUR (\$000)	29,575	31,390	35,782	37,590	8	UNITED STATES ETATS-UNIS	80

SEE EXPLANATORY NOTES / VOIR NOTES EXPLICATIVES

## IMPORT DATA TRENDS - TENDANCES DES DONNEES SUR L'IMPORTATION

## SECTION 3 - END PRODUCTS, INEDIBLE

## SECTION 3 - PRODUITS FINIS, NON COMESTIBLES

CODE	COMMODITY MARCHANDISE	1982	1983	1984	AVE. ANNUAL GROWTH RATE (%) 1982-1985 TAUX DE CROISSANCE 1985 ANNUEL MOYEN		MAJOR COUNTRY OF EXPORT - SHARE OF IMPORT MARKET (%) 1985 PAYS EXPORTATEUR PRINCIPAL - PART DU MARCHÉ DES IMPORTATIONS	
96151	FISH NETS FILETS DE PECHE							
	VALUE (\$000) VALEUR (\$000)	6,330	5,475	5,720	4,992	-7	KOREA, SOUTH COREE DU SUD	36
96151-20	NETS, FISHING, COMMERCIAL FILETS DE PECHE COMMERCIALE							
	VALUE (\$000) VALEUR (\$000)	3,640	3,321	4,277	3,458	-2	JAPAN JAPON	32
96154	MOTOR AND STEAMER RUGS, LAP RUGS COUVERTURES POUR AUTOS ET PAQUEBOTS							
	QTY. METRIC (NO) QUANT. METRIQUE (NOMB)	47,470	53,492	56,893	28,402	-16		
	QTY. IMPERIAL (NO) QUANT. IMPERIALE (NOMB)	47,470	53,492	56,893	28,402	-16		
	VALUE (\$000) VALEUR (\$000)	413	434	458	304	-10	UNITED KINGDOM ROYAUME-UNI	56
96155	SAILS VOILES							
	VALUE (\$000) VALEUR (\$000)	1,381	1,923	3,163	3,386	34	HONG KONG HONG-KONG	48
96156	TENTS AND ACCESSORIES AND PARTS TENTES ET ACCESSOIRES ET PIECES							
	QTY. METRIC (NO) QUANT. METRIQUE (NOMB)	224,619	327,206	372,076	330,114	14		
	QTY. IMPERIAL (NO) QUANT. IMPERIALE (NOMB)	224,619	327,206	372,076	330,114	14		
	VALUE (\$000) VALEUR (\$000)	5,851	7,394	9,969	9,058	16	KOREA, SOUTH COREE DU SUD	56
96156-20	TENTS TENTES							
	QTY. METRIC (NO) QUANT. METRIQUE (NOMB)	224,619	327,206	372,076	330,114	14		
	QTY. IMPERIAL (NO) QUANT. IMPERIALE (NOMB)	224,619	327,206	372,076	330,114	14		
	VALUE (\$000) VALEUR (\$000)	4,880	6,282	8,906	7,993	18	KOREA, SOUTH COREE DU SUD	61
96159	TEXTILE END PRODUCTS N E S PRODUITS FINIS DE MAT. TEXTILES NDA							
	VALUE (\$000) VALEUR (\$000)	19,858	19,825	21,418	25,421	8	UNITED STATES ETATS-UNIS	52
96159-37	COVERS, AUTOMOBILE SEAT, TEXTILE HOUSSES D'AUTOMOBILES, MATIERES TEXTILES							
	VALUE (\$000) VALEUR (\$000)	157	178	474	3,682	183	ITALY ITALIE	80
96161	GOLD COIN PIECES DE MONNAIES D'OR							
	VALUE (\$000) VALEUR (\$000)	60,195	82,821	33,313	8,118	-49	UNITED STATES ETATS-UNIS	68
96168	BELLS, CHIMES AND GDNGS N E S CLOCHES, CLOCHETTES ET GONGS N D A							
	VALUE (\$000) VALEUR (\$000)	1,550	1,887	1,988	1,993	9	TAIWAN TAIWAN	38

SEE EXPLANATORY NOTES / VOIR NOTES EXPLICATIVES

## IMPORT DATA TRENDS - TENDANCES DES DONNEES SUR L'IMPORTATION

## SECTION 3 - END PRODUCTS, INEDIBLE

## SECTION 3 - PRODUITS FINIS, NON COMESTIBLES

CODE	COMMODITY MARCHANDISE	1982	1983	1984	AVE. ANNUAL GROWTH RATE (%) 1982-1985 TAUX DE CROISSANCE 1985 ANNUEL MOYEN		MAJOR COUNTRY OF EXPORT - SHARE OF IMPORT MARKET (%) 1985 PAYS EXPORTEUR PRINCIPAL - PART DU MARCHE DES IMPORTATIONS		
					1985	ANNUEL MOYEN			
96169	METAL END PRODUCTS N E S PRODUITS FINIS DE METAL N D A								
	VALUE (\$000) VALEUR (\$000)	44,049	50,580	61,193	70,117	17	UNITED STATES ETATS-UNIS	78	
96174	GLASS MIRRORS MIROIRS DE VERRE								
	VALUE (\$000) VALEUR (\$000)	5,525	5,752	7,479	7,984	13	UNITED STATES ETATS-UNIS	52	
96179	GLASS END PRODUCTS N E S PRODUITS FINIS DE VERRE N D A								
	VALUE (\$000) VALEUR (\$000)	4,448	5,869	6,035	7,532	19	UNITED STATES ETATS-UNIS	66	
96188	CHEMICAL STONWARE, EXC. LABORATORY POTERIE DE GRES POUR CHIM. SAUF LAB								
	VALUE (\$000) VALEUR (\$000)	1,166	1,154	1,103	1,958	19	UNITED STATES ETATS-UNIS	94	
96189	STONE, CLAY & CONCRETE END PROD NES PROD. FINIS PIERRE ARGILE BETON NOA								
	VALUE (\$000) VALEUR (\$000)	2,246	3,061	4,127	3,486	16	UNITED STATES ETATS-UNIS	41	
96199	PLASTIC END PRODUCTS N E S PRODUITS FINIS DE MAT PLASTIQUE NOA								
	VALUE (\$000) VALEUR (\$000)	137,700	144,361	161,152	177,215	9	UNITED STATES ETATS-UNIS	79	





## Section 4

Selected  
Commodities —  
Not Elsewhere  
Specified

### Summary

In an effort to economize space, all products for which the seven-digit reading did not provide greater product specification than the five-digit reading are listed in this section.

Example:

83709 Games and Entertainment Equipment,  
Not Elsewhere Specified  
83709-90 Games and Entertainment Equipment,  
Not Elsewhere Specified

## Partie 4

Produits choisis,  
non dénommés  
ailleurs

### Résumé

En raison du manque d'espace, cette partie présente la liste de tous les produits dont le code de sept chiffres ne donne pas de renseignements plus précis sur le produit que le code de cinq chiffres.

Exemple :

83709 Jeux et accessoires de divertissement  
non dénommés ailleurs  
83709-90 Jeux et matériel de divertissement  
non dénommés ailleurs





## IMPORT DATA TRENDS - TENDANCES DES DONNEES SUR L'IMPORTATION

## SECTION 4 - SELECTED COMMODITIES / NOT FURTHER IDENTIFIED

## SECTION 4 - PRODUITS CHOISIS / NON DENOMMES AILLEURS

<u>COMMODITY CODE</u> <u>CODE DE MARCHANDISE</u>	<u>COMMODITY DESCRIPTION</u> <u>DESCRIPTION DE LA MARCHANDISE</u>	<u>1985 IMPORTS</u> <u>(\$000)</u> <u>IMPORTATIONS</u>
06499-90	BAKERY PRODUCTS, EXC PRE-COOKED FROZEN NES PRODUITS DE BOULANGERIE NDA, SAUF PRECUITS ET CONGELES	14,112
06630-90	BREAKFAST CEREAL FOODS, EXC INFANT FOODS NES CEREALES DE TABLE NDA, SAUF NOURR. POUR BEBES	11,507
06699-89	CEREAL PRODUCTS NES PRODUITS A BASE DE CEREALES NDA	30,897
07699-89	FRUIT, PRESERVED, NOT CANNED NES FRUITS EN CONSERVE, NON EN BOITE. NDA	5,706
09399-90	VEGETABLES, DRIED NES LEGUMES SECHES NDA	5,028
09593-90	TOMATOES, CANNED NES TOMATES EN BOITE NDA	13,933
09599-89	VEGETABLES, CANNED NES LEGUMES EN BOITE NDA	8,639
09970-90	SAUCE NES SAUCES. NDA	13,416
10420-90	CHOCOLATE CONFECTIONERY NES CONFISERIES AU CHOCOLAT NDA	30,670
10449-90	SUGAR CANDY NES CONFISERIES AU SUCRE NDA	25,215
10475-90	SOFT DRINK CONCENTRATES AND SYRUPS NES BOISSONS GAZEUSES CONCENTREES ET SIROPS NDA	50,651
10499-90	SUGAR PREPARATIONS AND CONFECTIONERY NES PREPARATIONS ET CONFISERIES A BASE DE SUCRE NDA	33,420
14159-90	SOUPS NES, SOUP MIXES AND BASES SOUPES NDA, MELANGES ET BASES A SOUPE	18,378
14299-90	INFANT AND JUNIOR FOODS NES ALIMENTS POUR BEBES ET JEUNES ENFANTS NDA	6,474
14476-90	YEAST, EXCEPT MEDICINAL NES LEVURE, SAUF USAGE MEDICINAL. NDA	4,063
14499-90	MATERIALS FOR FOOD PREPARATIONS NES MATIERES POUR PREPARATIONS ALIMENTAIRES. NDA	24,413
14640-90	FLAVOURING EXTRACTS AND ESSENCES NES EXTRAITS ET ESSENCES AROMATISEES NDA	16,752
14645-90	FLAVOURING POWDERS NES POUDRES AROMATISEES NDA	11,284
14699-89	FOOD PREPARATIONS NES PREPARATIONS ALIMENTAIRES NDA	15,809
15769-90	DOG AND CAT FEEDS, COMPLETE, EXC CANNED NES ALIMENTS POUR CHIENS ET CHATS, COMPLETS, SAUF EN BOITE NDA	21,438
17199-90	NON-ALCOHOLIC BEVERAGES NES BOISSONS NON ALCOOLIQUES NDA	4,462
17249-90	GRAPE WINES, STILL, DESSERT STRENGTH NES VIN DE RAISIN NON MOUSSEUX, DE DESSERT NDA	3,425
17250-90	GRAPE WINES, SPARKLING NES VIN DE RAISIN, MOUSSEUX NDA	9,740
17310-90	BRANDY, EXCEPT LIQUEURS NES BRANDY, SAUF LES LIQUEURS NDA	22,396
17320-90	GIN NES GIN NDA	7,881
17360-90	LIQUEURS NES LIQUEURS, NDA	56,458
30699-89	LEATHER NES CUIR, NDA	10,157

## IMPORT DATA TRENDS - TENDANCES DES DONNEES SUR L'IMPORTATION

## SECTION 4 - SELECTED COMMODITIES / NOT FURTHER IDENTIFIED

## SECTION 4 - PRODUITS CHOISIS / NON DENOMMES AILLEURS

<u>COMMODITY CODE</u> <u>CODE DE MARCHANDISE</u>	<u>COMMODITY DESCRIPTION</u> <u>DESCRIPTION DE LA MARCHANDISE</u>	<u>1985 IMPORTS</u> <u>(\$000)</u> <u>IMPORTATIONS</u>
32115-90	RUBBER BELTS & BELTING, V-TYPE, NES COURROIES DE CAOUTC TRAPEZ NDA	5,000
32119-90	RUBBER BELTS & BELTING, NES COURROIES DE CAOUTCHOUC, NDA	3,616
32316-90	RUBBER SHEETING NES FEUILLES DE CAOUTCHOUC, NDA	10,105
32548-90	TUBE & TIRE REPAIR MATERIALS, RUBBER NES MATERIEL PR REPAIR PNEUS & CHAMB A AIR CAOUTC NDA	4,091
32558-90	MOTOR VEHICLE PARTS OF RUBBER NES PIECES DE CAOUTCHOUC POUR AUTO NDA	43,584
32599-90	RUBBER FABRICATED MATERIALS NES DEMI-PRODUITS DE CAOUTCHOUC NDA	16,090
33390-90	DIMENSION-SAWN STOCK NES BOIS DECOUPES NDA	11,203
33609-90	DOORS, WOOD NES, EXCEPT CABINET PORTES EN BOIS NDA, SAUF LES PORTES DE MEUBLES	3,434
33699-90	MILLWORK, WOOD, NES BOIS DE MENUISERIE NDA	6,170
33719-90	VENEER, HARDWOOD NES PLACAGES DE BOIS DUR, NDA	6,067
33855-90	PLYWOOD, HARDWOOD, UNFINISHED NES CONTREPLAQUES DE BOIS DUR, NON FINIS, NDA	15,695
33899-90	BUILDING BOARD, WOOD NES PANNEAUX DE BOIS POUR CONSTRUCTION, NDA	5,071
33999-90	WOOD FABRICATED MATERIALS NES DEMI-PRODUITS EN BOIS NDA	16,816
35249-90	PAPER, WRITING, UN CUT, NES PAPIER ECRITURE NON COUPE NDA	5,190
35255-90	PAPER, FILTER, UN CUT, NES PAPIER FILTRE, NON COUPE, NDA	8,527
35440-89	PAPER, WRAPPING, SULPHITE & SULPHATE NES PAPIER D'EMBALLAGE BISULFITE ET SULFATE NDA	4,834
35699-90	PAPERBOARD, NES CARTON NDA	6,786
35749-90	PAPER, BUILDING, COATED OR IMPREGNATED NES PAPIER POUR LE BATIMENT IMPREGNE/COUCHE NDA	6,933
35760-90	HARDBOARD, BUILDING BOARD NES PANNEAU DUR POUR CARTON-MUR NDA	10,676
35779-90	BOARD, BUILDING, RIGID, NES CARTON-MUR, RIGIDE, NDA	5,073
35920-90	PAPER, WAXED, UN CUT, NES PAPIER PARAFFINE NON COUPE NDA	3,065
35869-90	PAPER, GUMMED, FLAT, UN CUT, NES PAPIER A PLAT, GOMME, NON COUPE, NDA	14,035
35970-90	WALLPAPER, PRINTED NES PAPIER TENTURE IMPRIME NDA	22,355
35999-89	CONVERTED PAPER, NES PAPIER TRANSFORME, NDA	60,710
36350-90	WOOL YARN WOOLLEN SPUN NES FILE DE LAINE CARDEE, NDA	3,752
36468-90	COTTON YARN, PLIED, NES FILE DE COTON, RETORS, NDA	5,973
36616-89	ACRYLIC YARN NES FILE D'ACRYLIQUE, NDA	10,978

## IMPORT DATA TRENDS - TENDANCES DES DONNEES SUR L'IMPORTATION

## SECTION 4 - SELECTED COMMODITIES / NOT FURTHER IDENTIFIED

## SECTION 4 - PRODUITS CHOISIS / NON DENOMMES AILLEURS

COMMODITY CODE CODE DE MARCHANDISE	COMMODITY DESCRIPTION DESCRIPTION DE LA MARCHANDISE	1985 IMPORTS (\$000) IMPORTATIONS
36789-89	YARN & THREAD, FIBRE BLENDS NES EXC WDDL FIL ET FILE, MELANGE DE FIBRES, NDA, SAUF LAINE	13,546
37149-90	BROAD WOVEN FAB, SILK DV 5% NES EXC SILK-WDDL TISSU DE SDIE LARGE > 5% SDIE, NDA, SF SDIE EN LAINE	15,378
37302-90	DUCK AND ALLIED FABRIC, COTTON, WOV BRDAD NES TOILE LOURDE ET TISSU SIMILAIRE, COTON, LARGE, NDA	3,085
37393-89	BROAD WOVEN FAB, COT, UNBL, NES, APPAREL TISSU POUR VETEMENTS, GDE LGE COT ECRU NDA	9,373
37398-89	BROAD WOVEN FAB, COT, CDL, NES, APPAREL TISSU DE COTON TEINT, GRANDE LARGEUR, NDA, PR VETEMENTS	46,454
37509-90	PILE FABRIC, 1 M-M FIB, 95% & DV WOV BRD NES TISSU PELUCHEUX, 95% OU PLUS D'UNE FIB CHIM, GDE LGE, NDA	4,536
37599-90	MAN-MADE FIBRE FABRIC 95% & OVER WOV BRD NES TISSU DE FIBRES CHIMIQUES A 95% DU PLUS GDE LGE, NDA	6,161
37759-90	PILE FABRIC, M-M/DOTHER FIB BLEND, WOV BRD NES TISSU PELUCHEUX, MEL FIBRES CHIM. ET AUTRES, GDE LGE, NDA	13,040
37765-90	RAYON/POLYESTER FAB, APPRL, BLEND WOV BRD NES TISSU PR VET. RAYONNE-POLYESTER MELES, GDE LGE, NDA	22,832
37767-90	RAYON/MAN-MADE FIBRE FAB, BLENDS WOV BRD NES TISSU DE RAYONNE ET FIBRES CHIM. MELES GDE LGE, NDA	3,069
37789-90	NATURAL FIBRE BLENDS FABRIC, WOV BRD NES TISSU DE FIBRES NATURELLES MELEES, GRANDE LARGEUR, NDA	4,737
38109-89	BONDED FABRIC, NDN-WOVEN, BROAD NES TISSU ENCOLLE, NON TISSE LARGE NDA	11,819
38199-89	SPECIAL CDNSTRUCTION FABRICS NES TISSUS A TEXTURE SPECIALE, NDA	3,771
38344-89	NARROW FABRIC, M-M FIB, WOVEN NON-ELASTIC NES TISSU DE FIB. CHIM., NON ELASTIQUES, TIS. ETROIT, NDA	9,017
38511-90	ELASTIC FABRIC, TEX FIB, KNITTED, BROAD NES TISSU ELASTIQUE, FIBRES TEXTILE, TRICOTE LARGE, NDA	9,551
38599-89	KNITTED FABRICS NES TRICOTS, NDA	16,187
38609-89	LACE NES DENTELLE, NDA	4,878
38619-90	EMBROIDERED OR ORNAMENTED FABRIC NES TISSU BRODE OU ORNE, NDA	3,300
38702-90	VINYL COATED FABRIC, COTTON, WOVEN NES TISSU DE COTON TISSE ENDUIT DE VINYLE, NDA	3,360
38709-89	VINYL COATED FABRIC, M-M FIB & BLENDS NES TISSU DE FIBRES CHIM. ET MEL. NDA, ENDUIT DE VINYLE	21,331
38739-90	FABRIC, EXC TIRE FAB & BLTG.RBR CTD/DPD NES TISSU DE FIBRES NDA, CADUTC/TREMP SAUF TOILE DE PNEU	8,205
38779-89	FABRIC, COATED NES, BROAD TISSU LARGE ENDUIT NDA	73,875
38795-90	FABRIC, COATED, NES, NARROW TISSU ETROIT, ENDUIT, NDA	4,334
38979-90	UNFINISHED APPAREL AND PIECES FOR APPAREL NES VETEMENTS NON FINIS ET PIECES DE VETEMENTS NDA	6,264
38999-90	TEXTILE FABRICATED MATERIALS NES DEMI-PRODUITS EN MATIERES TEXTILES, NDA	13,384
39399-89	VEGETABLE FATS NES, EXCEPT COOKING CORPS GRAS VEGETAUX NDA SAUF POUR CUISSON	6,747
39739-90	OIL, ESSENTIAL NES HUILE ESSENTIELLES, NDA	13,122

## IMPORT DATA TRENDS - TENDANCES DES DONNEES SUR L'IMPORTATION

## SECTION 4 - SELECTED COMMOOTIES / NOT FURTHER IDENTIFIED

## SECTION 4 - PRODUITS CHOISIS / NON DENOMMES AILLEURS

COMMOOTY CODE CODE DE MARCHANDISE	COMMOOTY DESCRIPTION DESCRIPTION DE LA MARCHANDISE	1985 IMPORTS (\$000) IMPORTATIONS
40162-90	SILICA GEL NES GEL DE SILICE NDA	7,502
40319-90	FLUORIDES & COMPLEX FLUORINE SALTS, INORG NES FLUORURE ET AUTRES SELS DE FLUOR INORG NDA	15,742
40406-90	CALCIUM PHOSPHATES NES /INORGANIC/ PHOSPHATE DE CALCIUM NDA (INDRGANIQUE)	20,239
40980-89	POLYACID DERIVATIVES NES DERIVES DE POLYACIDES NDA	3,800
41099-89	MINERAL ACID ESTERS, THEIR SALTS & DERIV NES ESTERS DES ACIDES MINERAUX, SELS ET DER NDA	3,702
41149-89	DXYGEN-FUNCTIDN AMIND COMPOUNDS & DERIV NES CMPDSES AMINES A FDNCTION DXY & DERIVES NDA	41,831
41175-90	NITRILE FUNCTIDN COMPOUNDS NES CMPDSES A FDNCTION NITRILE NDA	26,042
41182-90	ISOCYANATES, NES ISOCYANATES NDA	3,251
41229-89	DRGANO-SULPHUR COMPDUNDS NES CMPDSES ORGANO-SULFURES NDA	11,397
41254-89	ORGANO-SILICDN COMPDUNDS NES CMPDSES DRGANIQUES DU SILICIUM NDA	3,227
41259-90	ORGANO-INORGANIC COMPOUNDS NES MELANGES DRGANO-INDRGANIQUES NDA	3,565
41273-90	HETERDCYCLIC COMPS, FIVE MEMBERED RINGS NES CMPDSES HETERDCYCLIQUES CHAINE A CINQ ELEMENTS NDA	42,565
41274-90	HETERDCYCLIC COMPS, SIX MEMBERED RINGS NES CMPDSES HETERDCYCLIQUES, CHAINES A SIX ELEMENTS NDA	19,783
41277-90	HETERDCYCLIC COMPS, CDMPLEX, IN BULK, NES CMPDSES HETERDCYCLIQUES, CDMPLEX, EN VRAC NDA	25,193
41279-90	HETERDCYCLIC COMPS NES INCL NUCLEIC ACIDS CMPDSES HETERDCYCLIQUES NDA Y CDMPRIS ACIDES NUCLEIQUES	8,295
41320-90	HORMDNES, ADRENAL CRTICAL, IN BULK HORMDNES CORTICALES D'ADRENALINE, EN VRAC	3,370
41330-89	ENZYMES, IN BULK, NES ENZYMES, EN VRAC NDA	5,665
41359-90	VEGETABLE ALKALDIDS, NES, IN BULK ALCALDIDES VEGETAUX NDA, EN VRAC	3,083
41363-89	PENICILLIN DERIVS NES, IN BULK DERIVES DE PENICILLINE NDA, EN VRAC	7,516
41364-90	STREPTDMYCES DERIVS NES, IN BULK DERIVES DE STREPTDMYCES NDA, EN VRAC	3,899
41689-90	PREPARED FERTILIZER MIXTURES, NES MELANGES D'ENGRAIS PREPARES NDA	8,963
41699-89	FERTILIZERS & FERTILIZER MATERIALS NES ENGRAIS ET MATIERES POUR ENGRAIS NDA	11,991
41857-90	PESTICIDE, NES, DITHIDCARBAMATE BASE PESTICIDE, NDA, A BASE DE DITHIOCARBAMATE	3,653
41858-89	FUNGICIDE NES, EXC SEED TREATMENT FONGICIDE NDA, SAUF TRAITEMENT DES SEMENCES	4,590
41889-90	HERBICIDES, FRMULATED, NES HERBICIDES FRMULES, NDA	53,796
41895-90	INSECTICIDES, FRMULATED, NES INSECTICIDES FRMULES, NDA	12,975
42159-90	ADHESIVE, SYNTHETIC RESIN BASE, NES ADHESIF A BASE DE RESINES SYNTHETIQUES, NDA	14,724

## IMPORT DATA TRENDS - TENDANCES DES DONNEES SUR L'IMPORTATION

## SECTION 4 - SELECTED COMMODITIES / NOT FURTHER IDENTIFIED

## SECTION 4 - PRODUITS CHOISIS / NON DENOMMES AILLEURS

COMMODITY CODE CODE DE MARCHANDISE	COMMODITY DESCRIPTION DESCRIPTION DE LA MARCHANDISE	1985 IMPORTS (\$000) IMPORTATIONS
42199-89	ADHESIVE, NES ADHESIF NDA	9,133
42210-90	LATEX, SYNTHETIC, CRUDE NES LATEX SYNTHETIQUE BRUT, NDA	15,751
42250-90	SYNTHETIC RUBBER NES /EXCEPT LATEX/ CAOUTCHUC SYNTHETIQUE NDA (SAUF LE LATEX)	15,243
42260-90	COMPOUNDED/SEMIPROCESSED NAT/SYN RUBBERS NES CAOUTCHUC COMPOSE/SEMI-TRAITEE NAT/SYN NDA	6,771
42315-90	POLYAMIDE RESIN NES RESINES DE POLYAMIDE NDA	23,485
42329-89	POLYCONDENSATION AND POLYADDITION RESINS NES RESINES DE POLYCONDENSATION ET DE POLYADDITION NDA	17,298
42331-89	ACRYLIC RESINS NES RESINES ACRYLIQUES NDA	32,555
42335-90	ABS RESIN NES RESINES D'ABS NDA	7,718
42337-90	POLYSTYRENE RESINS NES RESINES DE POLYSTYRENE NDA	10,871
42344-90	POLYVINYL CHLORIDE RESINS NES RESINES DE CHLORURE DE POLYVINYLE NDA	27,433
42348-90	POLYVINYL RESIN COPOLYMERS NES RESINES COPOLYMERES DE POLYVINYLE NDA	6,951
42349-90	POLYVINYL RESINS NES RESINES POLYVINYLIQUES NDA	4,246
42354-90	COPOLYMERIZATION RESINS NES RESINES DE COPOLYMERISATION NDA	22,451
42355-89	POLYMERIZATION RESINS NES RESINES DE POLYMERISATION NDA	28,811
42358-90	SYNTHETIC RESINS FROM NATURAL SOURCES NES RESINES SYNTHETIQUES DERIVEES DE PRD. NATURELS NDA	3,856
42389-89	CELLULOSE PLASTICS NES PLASTIQUES DE CELLULOSE NDA	4,238
42399-89	PLASTICS MATERIALS, NOT SHAPED NES MATIERES PLASTIQUES NON MULEES NDA	9,279
42444-90	PVC SHEET /GREATER THAN .01" THICK/ NES CPV EN FEUILLES (EPAISSEUR PLUS DE .01 PD) NDA	27,902
42449-90	POLYVINYL FILM AND SHEET NES PELLICULE ET FEUILLE DE VINYLE NDA	9,657
42499-89	PLASTIC FILM AND SHEET NES PELLICULE ET FEUILLE DE MATIERES PLAST NDA	33,797
42515-90	PIPES/TUBES, RIGID NES, EXCEPT LAMINATED TUYAUX ET TUBES, RIGIDES NDA SAUF LAMINES	9,814
42531-89	FOAMED & EXPANDED SHAPES & FORMS NES PROFILES ET FORMES DE PLASTIQUE EN MOUSSE OU EXPANSE NDA	12,153
42549-89	LAMINATED PLASTICS, NES MATIERES PLASTIQUES LAMINEES NDA	17,667
42555-90	PLASTIC SHEET, REINFORCED, EXC LAM, NES FEUILLES MAT PLAST RENFORCEE, SAUF LAMIN NDA	7,656
42564-90	PIPE FITTINGS, PLASTIC, NES RACCORDS DE TUYAUX, MAT PLASTIQUE NDA	8,328
42599-89	PLASTIC FABRICATED MATERIALS NES DEMI-PRODUITS EN PLASTIQUE NDA	54,939
42612-90	BASIC DYE STUFFS, NES COLORANTS BASIQUES NDA	3,088

SEE EXPLANATORY NOTES / VOIR NOTES EXPLICATIVES

## IMPORT DATA TRENDS - TENDANCES DES DONNEES SUR L'IMPORTATION

## SECTION 4 - SELECTED COMMODITIES / NOT FURTHER IDENTIFIED

## SECTION 4 - PRODUITS CHOISIS / NON DENOMMES AILLEURS

COMMODITY CODE CODE DE MARCHANDISE	COMMODITY DESCRIPTION DESCRIPTION DE LA MARCHANDISE	1985 IMPORTS (\$000) IMPORTATIONS
42799-89	PIGMENTS. COLOUR LAKES & TONERS NES PIGMENTS. LAQUES COL. ET COL. ORGANIQUES NDA	11,989
42829-89	PAINTS. NES /EXCEPT AEROSOL OR IN TUBE/ PEINTURES NDA (SAUF AEROSOL ET TUBE)	22,221
42837-90	SPECIAL PURPOSE PAINTS NES /EXC AEROSOL, TUBE PEINTURES. USAGES SPECIAUX NDA (SAUF AEROSOL, TUBE)	7,541
42890-89	PAINTS. NES, IN AEROSOL OR TUBE PEINTURES NDA, AEROSOL OU TUBE	3,770
42899-89	STAINS, THINNERS, FILLERS & REL PRODUCTS NES TEINTURES, DILUANTS, BOUCHE-PORES & PRODUITS CONNEXES NDA	12,677
42911-90	AUTOMOTIVE CHEMICALS NES PRODUITS CHIMIQUES POUR AUTOMOBILES NDA	5,509
42922-89	COMPOUND CATALYSTS, NES CATALYSEURS, COMPOSES NDA	40,999
42952-90	METAL WORKING COMPOUNDS PREPARED NES COMPOSES PREPARES POUR LE TRAV DES METAUX NDA	4,887
42979-89	SURFACTANTS, COMPOUNDED, NES, INDUSTRIAL SURFACTIFS, COMPOSES, NDA, IND.	17,984
42995-90	CAULKING, SEALING, SOUND DEADENING CMPDS NES PRODUITS A CALFEUTRER, INSONORISER ET SCELLER NDA	5,627
42999-89	INDUSTRIAL CHEMICAL SPECIALTIES NES SPECIALITES CHIMIQUES INDUSTRIELLES NDA	74,028
43225-90	KEROSENE NES KEROSENE NDA	10,899
43259-90	FUEL OIL NES /HEAVY FUEL OIL / MAZOUT NDA (MAZOUT LOURD)	6,167
43349-90	LUBRICATING GREASES NES GRAISSES LUBRIFIANTES NDA	19,128
43549-90	COKE, CRUSHED OR GROUND /FROM COAL/ NES COKE, CONCASSE/BROYE A PARTIR DU CHARBON NDA	67,863
43929-89	REFINED MINERAL OILS NES /EXC CHEMICALS / HUILE MINERALE RAFFINEE NDA (SAUF PROD. CHIM.)	17,757
43959-90	PARAFFIN WAX REFINED NES PETROLE PARAFFINE RAFFINEE NDA	3,097
43965-90	LIQUEFIED PETROLEUM GASES NES GAZ DE PETROLE LIQUEFIES NDA	115,378
43995-90	PETROLEUM PRODUCTS NES /EXC CHEMICALS / DERIVES DU PETROLE NDA (SAUF PRODUITS CHIMIQUES)	33,357
44139-90	FERROSILICON, NES /FERROALLOY/ FERROSILICIUM, NDA/FERRO-ALLIAGE	5,305
44199-90	FERROMETALLIC ALLOYS, NES ALLIAGES FERRO-METALLIQUES NDA	18,446
44230-90	INGOTS, CARBON STEEL, NES LINGOTS ACIER AU CARBONE NDA	13,503
44290-90	BILLETS, BLOOMS, SLABS, ALLOY STEEL, NES ACIER ALLIE, BILLETES, BLOOMS, BRAMES, NDA	3,575
44330-90	MALLEABLE IRON CASTINGS, ROUGH, NES MOULAGES EN FONTE MALLEABLE BRUTS NDA	4,091
44359-89	STEEL CASTINGS, ALLOY STEEL NES, ROUGH, UNFIN MOULAGES ACIER ALLIE, BRUTES, SEMI-FINIS NDA	16,348
44423-90	BAR, ALLOY TOOL STEEL, NES BARRS, ACIER ALLIE A OUTILS NDA	9,827
44425-89	BAR, STAINLESS STEEL, NES, HOT ROLLED BARRS ACIER INOXYDABLE, LAMINE A CHAUD NDA	4,695

## IMPORT DATA TRENDS - TENDANCES DES DONNEES SUR L'IMPORTATION

## SECTION 4 - SELECTED COMMODITIES / NOT FURTHER IDENTIFIED

## SECTION 4 - PRODUITS CHOISIS / NON DENOMMES AILLEURS

COMMODITY CODE CODE DE MARCHANDISE	COMMODITY DESCRIPTION DESCRIPTION DE LA MARCHANDISE	1985 IMPORTS (\$000) IMPORTATIONS
44429-89	BARS, ALLOY STEEL, NES, HOT ROLLED BARRÉS ACIER ALLIÉ, LAMINE A CHAUD, NDA	3,722
44490-90	BARS, ALLOY STEEL, NES COLD DRAWN/COLD FIN BARRÉS ACIER ALLIÉ, ETIRE A FROID, FINI A FROID NDA	4,017
44499-89	BARS AND RODS, STEEL, FABRICATED NES BARRÉS ET TIGES D'ACIER TRAVAILLÉES NDA	6,345
44502-89	PLATES, CS, NES, 60" WIDE & LESS, CUT LENGTHS TOILES COUPEES EN LONGUEURS, AC, 60" & < LGE NDA	12,389
44503-89	PLATES, CS, NES, > 60" TO 100" WIDE CUT LGTH TOILES, AC NDA, > 60" A 100" DE LGE, LONG COUP	37,526
44504-89	PLATES, CS, NES, OVER 100" WIDE, CUT LENGTHS TOILES, AC, > 100 PD. DE LGE, NDA, LONGUEURS COUPEES	5,716
44516-90	PLATES, ALLOY STEEL NES PLAQUES ACIER ALLIÉ NDA	23,266
44519-90	PLATES, STEEL, FABRICATED OR COATED NES TOILES ACIER FACONNÉES OU ENQUITÉES NDA	11,763
44531-90	STRIPS, CS, HR NES, 12" WIDE & LESS BANDES AC, LAM A CHAUD 12 PD & < DE LARGE NDA	11,345
44532-90	SHEETS, CS, HR NES, OVER 12" UNDER 24" WIDE FEUILLES AC LAMINÉE A CHD > 12" < 24" DE LGE NDA	4,203
44533-90	SHEETS, CS, HR NES, 24" TO 51" WIDE FEUILLES ACIER AU CARBONE LAM A CHD 24 A 51" LGE NDA	146,006
44534-90	SHEETS, CS, HR NES, OVER 51" WIDE FEUILLES ACIER CARB LAM A CHD, PLUS DE 51" DE LGE NDA	17,689
44536-89	SHEETS, CS, CR NES, OVER 12" UNDER 24" WIDE FEUILLES AC > 12" < 24" DE LGE LAM A FROID NDA	5,542
44537-90	SHEETS, CS, CR NES, 24" TO 51" WIDE FEUILLES AC LAM A FROID, 24" A 51" LARGE NDA	44,323
44538-90	SHEETS, CS, CR NES, OVER 51" WIDE FEUILLES AC LAMINÉE A FROID PLUS DE 51" LGE NDA	6,475
44555-90	SHEET/STRIP, CS NES, COATED WITH ZINC FEUILLES/BANDES AC RECOUVERTES DE ZINC NDA	64,328
44563-90	SHEET/STRIP, CS COATED NES FEUILLES/BANDES AC RECOU NDA	5,806
44595-89	SHEET/STRIP, AS, NES, COLD ROLLED FEUILLES/BANDES ACIER ALLIÉ NDA LAMINES A FROID	12,467
44599-90	SHEET/STRIP, STEEL, FABRICATED NES FEUILLES/BANDES ACIER MARCHAND, NDA	5,027
44838-90	PIPES/TUBES, CS, WELDED, 4.5" OD & < NES NEW TUYAUX/TUBES AC SOUDÉS NDA 4.5" & < DIAM EXT NEUFS	11,767
44844-89	PIPES/TUBES, CS, SEAMLESS HOT-FINISH NES, NEW TUYAUX/TUBES AC SANS SOUD FIN CHD NDA NEUFS	10,971
44849-89	PIPES/TUBES, CS, SEAMLESS COLD-FINISH NES NEW TUYAUX/TUBES AC SANS SOUD FIN FR NDA NEUFS	8,821
44868-90	PIPES/TUBES, STAINLESS STEEL NES, NEW TUYAUX/TUBES ACIER INOXYDABLE NDA NEUFS	14,397
44869-89	PIPES/TUBES, AS, EXC SS, SEAMLESS, NES, NEW TUYAUX/TUBES AA, SAUF AI, SANS SOUDURE, NEUFS, NDA	10,951
44889-89	PIPES/TUBES, I OR S NES TUYAUX/TUBES EN FER OU EN ACIER NDA	6,889
44919-89	WIRE, CS, ROUND, UNCTD, NES FIL AC ROND NON REVETU NDA	5,843
44927-90	WIRE, CS, ROUND, GALVANIZED, NES FIL AC RDND GALVANISÉ NDA	6,833



## IMPORT DATA TRENDS - TENDANCES DES DONNEES SUR L'IMPORTATION

## SECTION 4 - SELECTED COMMODITIES / NOT FURTHER IDENTIFIED

## SECTION 4 - PRODUITS CHOISIS / NON DENOMMES AILLEURS

<u>COMMODITY CODE</u> <u>CODE DE MARCHANDISE</u>	<u>COMMODITY DESCRIPTION</u> <u>DESCRIPTION DE LA MARCHANDISE</u>	1985 IMPDRTS (\$000) <u>IMPORTATIONS</u>
44929-90	WIRE, CS, ROUND, METALLIC CTD NES EXC INSUL FIL AC ROND A REVET METAL NDA SAUF FIL ISOLE	3,099
44934-90	WIRE, STAINLESS STEEL NES FIL, AI, NDA	3,149
44939-89	WIRE, AS, NES, COATED DR NOT FIL AA NDA, REVETU OU NON	3,000
45114-90	CASTINGS, NES, ALUMINUM/AL ALLOY, UNFINISHED PIECES DE FONTE AL/ALLI D'AL SEMI-FINIES NDA	10,077
45135-90	STRUCTURAL SHAPES, NES, AL/AL ALLOY NOT FAB'D PROFILES AL/ALLI D'AL NDA NON USINES	16,252
45149-90	ALUMINUM/ALUMINUM ALLOY FAB'D MATERIALS, NES OUVRAGES AL/ALLI D'ALUMINIUM NDA	72,705
45285-90	PIPES/TUBES, COPPER ALLOY, NES TUYAUX/TUBES EN ALLIAGE DE CUIVRE NDA	3,015
45290-90	CASTINGS, NES, COPPER ALLOY, UNFINISHED MOULAGES ALLIAGE DE CUIVRE, SEMI-FINIS, NDA	3,400
45299-89	COPPER ALLOY FABRICATED MATERIALS, NES PRODUITS MANUFACTURES EN ALLI DE CUIVRE NDA	7,998
45415-90	NICKEL PRIMARY FORMS, NES FORMES PRIMAIRES DE NICKEL NDA	9,629
46199-89	STRUCTURAL/ARCHITECTURAL METAL PRODUCTS, NES PRODUITS METALLIQUES, CHARPENTE, NDA	2,806
46352-89	WIRE CLOTH, WOVEN WIRE SCREENING, METAL, NES TREILLIS TAMIS DE FIL METALLIQUE TISSE NDA	3,602
46506-89	BOLTS, METAL, NES, W DR W/O NUTS BOULONS METALLIQUES NDA AVEC DU SANS ECRDUS	43,242
46508-89	NUTS, LOCKNUTS & STOP NUTS, METAL, NES ECRDUS DE BLOCAGE ET D'ARRET EN METAL, NDA	18,492
46514-89	SCREWS, CAP, NES VIS A CHAPEAU NDA	7,457
46516-90	SCREWS, MACHINE, NES VIS MECANIQUE NDA	3,555
46519-89	SCREWS, NES, OF ANY METAL EXC STEEL VIS NDA DE METAL QUELCONQUE, SAUF EN ACIER	3,394
46532-89	NAILS, WIRE, STEEL, NES 1" OR LONGER POINTES DE PARIS EN ACIER, NDA, 1" OU PLUS	4,385
46553-90	HINGES AND BUTTS NES PENTURES, CHARNIERES NDA	9,022
46550-90	LOCKS & LOCK KEYS, NES, IRON OR STEEL SERRURES EN FER OU EN ACIER, AVEC CLES NDA	4,660
46562-89	LOCKS AND KEYS NES SERRURES ET CLES, NDA	6,164
46569-89	BUILDERS HARDWARE NES QUINCAILLERIE DU BATIMENT, NDA	26,132
46575-90	MOTOR VEHICLE HARDWARE NES QUINCAILLERIE POUR AUTOMOBILES NDA	55,911
46599-89	BASIC HARDWARE NES QUINCAILLERIE DE BASE, NDA	31,473
46609-90	CHAIN, POWER TRANSMISSION AND CONVEYOR, NES CHAINE DE TRANSPORTEUR ET DE CONVOYEUR A MOTEUR NDA	4,151
46699-90	CHAIN, NES INCL CHAIN HARDWARE CHAINE, NDA Y COMPRIS QUINCAILLERIE DE CHAINE	16,592
46809-89	VALVES, AUTO OPERATOR CONTROLLED, NES SOUPAPES AUTOMATIQUES A COMMANDE, NDA	4,965

## IMPORT DATA TRENDS - TENDANCES DES DONNEES SUR L'IMPORTATION

## SECTION 4 - SELECTED COMMODITIES / NOT FURTHER IDENTIFIED

## SECTION 4 - PRODUITS CHOISIS / NON DENOMMES AILLEURS

COMMODITY CODE CODE DE MARCHANDISE	COMMODITY DESCRIPTION DESCRIPTION DE LA MARCHANDISE	1985 IMPORTS (\$000) IMPORTATIONS
46829-90	VALVES, BRASS OR BRONZE, NES EXCEPT POWER SOUPAPES BRONZE OU LAITON, SAUF A COMMANDE MEC., NDA	12,383
46844-89	VALVES, NES SOUPAPES, NDA	22,633
46848-89	VALVES, NES, PARTS, INCL VALVE BODIES NES PIECES DE SOUPAPES, NDA Y COMPRIS CORPS DE SOUPAPES, NDA	34,667
46855-90	PIPE FITTINGS, I & S, WELDING TYPES, FIN, NES SARNITURES, DE TUYAUTERIE FER ET ACIER, DE SOUDURE, NDA	3,491
46859-89	PIPE FITTINGS, I & S, FINISHED, NES GARNITURES DE TUYAUTERIE EN FER ET EN ACIER, FINIES, NDA	30,442
46899-89	PIPE FITTINGS NES GARNITURES DE TUYAUTERIE, NDA	17,401
46904-90	CONVERTED ALUMINUM FOIL, NES ALUMINIUM EN FEUILLES TRANSFORME, NDA	7,269
46928-89	METAL PARTS FOR JEWELLERY, NES PIECES DE METAL POUR BIJOUX, NDA	6,271
46989-89	METAL FABRICATED BASIC PRODUCTS, NES DEMI-PRODUITS DE BASE EN METAL, NDA	32,821
47204-89	BRICKS, BUILDING NES EXC CONCRETE BRIQUES DE CONSTRUCTION, NDA (SAUF EN BETON)	8,603
47262-90	FIRE BRICK & SIMILAR SHAPES, NES BRIQUE REFRACTAIRE ET FORMES SIMIL., NDA	42,822
47299-89	REFRACTORIES NES MATIERES REFRACTAIRES, NDA	17,234
47360-90	FIBROUS GLASS BASIC PRODUCTS NES PRODUITS DE BASE EN FIBRE DE VERRE NDA	4,902
47399-89	GLASS BASIC PRODUCTS NES ARTICLES DE BASE EN VERRE, NDA	17,543
47437-90	ASBESTOS BRAKE LININGS, NES GARNITURES DE FREINS EN AMIANTE, NDA	10,194
47512-90	CEMENT, NES CIMENT, NDA	4,332
47999-89	NON-METALLIC MINERAL BASIC PRODUCTS, NES PRODUITS MINERAUX DE BASE NON METAL NDA	3,330
48210-90	RUBBER SOLES NES SEMELLES DE CAOUTCHOUC NDA	3,739
49329-89	RUBBER HOSE & TUBING NES, W OR W/O COUPLINGS BOYAUX ET TUBES EN CAOUTCHOUC, NDA AVEC OU SANS RACCORDS	10,257
49339-90	HOSE, NES, WITH OR WITHOUT COUPLINGS BOYAUX, NDA, AVEC OU SANS RACCORDS	5,522
49409-90	ACOUSTIC CEILING TILES AND PANELS, NES CARREAUX & PANNEAUX ACOUSTIQUE POUR PLAFOND NDA	5,256
49505-90	INSULATORS, ELECTRIC, PORCELAIN NES ISOLATEURS ELECTRIQUES EN PORCELAINE, NDA	16,497
49509-90	INSULATING FITTINGS FOR ELECTRIC EQUIP NES GARNITURES ISOLANTES POUR INSTALLATION ELECTRIQUE, NDA	10,507
49542-90	CONDUIT & TUBING, ELEC WIRING NES CANALISATIONS ET TUBES POUR FILS ELEC NDA	3,522
49699-90	FABRICATED MATERIALS NES DEMI-PRODUITS NDA	5,288
50223-89	ENGINES, GAS, AIR-COOL, NES OVER 11 BHP MOTEUR A GAZ REFROIDI A L'AIR, > 11 HP AF NDA	3,166
50225-89	ENGINES, GAS, NES, OVER 50 BHP MOTEUR A GAZ NDA > 50 HP AF	6,881

## IMPORT DATA TRENDS - TENDANCES DES DONNEES SUR L'IMPORTATION

## SECTION 4 - SELECTED COMMODITIES / NOT FURTHER IDENTIFIED

## SECTION 4 - PRODUITS CHOISIS / NON DENOMMES AILLEURS

<u>COMMODITY CODE</u> <u>CODE DE MARCHANDISE</u>	<u>COMMODITY DESCRIPTION</u> <u>DESCRIPTION DE LA MARCHANDISE</u>	1985 IMPORTS (\$000) <u>IMPORTATIONS</u>
50319-89	GENERATORS, ELECTRICAL, AC PARTS DF NES PIECES DE GENERATRICE ELECTRIQUE, CA NDA	5,822
50369-89	MOTORS, ELECTRIC, NES MOTEUR ELECTRIQUE, NDA	23,122
50379-89	MOTORS, ELECTRIC, PARTS OF, NES PIECES DE MOTEUR ELECTRIQUE NDA	44,200
50401-89	BEARING, MOTOR VEHICLE, NES ROULEMENT DE VEHICULE AUTOMOBILE, NDA	26,900
50405-89	BEARING, BALL, UNMOUNTED, NES ROULEMENT A BILLES NON MONTE, NDA	19,501
50415-89	BEARING, ROLLER, UNMOUNTED, NES ROULEMENT A ROULEAUX, NON MONTE NDA	9,231
50419-89	BEARING, ROLLER, NES, PARTS OF, NES PIECES DE ROULEMENT A ROULEAUX NDA	28,871
50437-89	BEARING, MOUNTED, ROLLING ELEMENT, NES PALIER MONTE, ELEMENT ROULANT, NDA	3,615
50440-89	SPEED REDUCER, POWER TRANSMISSION, NES REDUCTEUR DE VITESSE, TRANSMISSION NDA	23,726
50469-90	PULLEYS, POWER TRANSMISSION, NES POULIE DE TRANSMISSION NDA	5,992
50483-90	CYLINDERS, HYD, POWER TRANSMISSION, NES CYLINDRE HYDRAULIQUE DE TRANSMISSION NDA	5,975
50485-90	PUMP, HYD, POWER TRANSMISSION, NES POMPE HYDRAULIQUE DE TRANSMISSION NDA	13,503
50487-89	VALVES, HYD, POWER TRANSMISSION, NES SOUPAPE HYDRAULIQUE DE TRANSMISSION NDA	13,788
50489-90	POWER TRANSMISSION EQUIPMENT, HYDRAULIC, NES MATERIEL HYDRAULIQUE DE TRANSMISSION NDA	4,449
50499-89	POWER TRANSMISSION EQUIPMENT, NES MATERIEL DE TRANSMISSION NDA	4,561
50711-89	COMPRESSOR, AIR, STAT, NES COMPRESSEUR D'AIR FIXE NDA	7,183
50736-89	COMPRESSOR, GAS NES, PARTS OF PIECES NDA DE COMPRESSEUR DE GAZ	28,178
50804-90	PUMP, CENTRIF TYPE, NES POMPE CENTRIFUGE NDA	6,995
50850-89	PUMP, POWER, NES POMPE MECANIQUES NDA	19,283
50879-90	PUMP, PDWER NES, PARTS OF PIECES DE POMPE NDA	50,658
50895-89	PUMP, NES POMPE NDA	9,517
50904-90	BOTTLING MACHINERY, NES MACHINE A EMBOUTEILLER NDA	4,644
50914-89	LABELLING MACHINERY, NES MACHINE A ETIQUETER NDA	4,074
50919-89	PACKAGING MACHY, INDUSTRIAL, NES MACHINE DE CONDITIONNEMENT NDA, INDUSTRIELLE	7,207
50940-90	HEAT EXCHANGER, INDUSTRIAL, NES ECHANGEUR DE CHALEUR INDUSTRIEL NDA	13,602
50969-89	FOUNDRY MACHY/EQUIPMENT, NES INSTALLATION DE FONDERIE NDA	13,013
50989-89	SPRAYING MACHINE/EQUIP INDUSTRIAL, NES MATERIEL DE VAPORISATION INDUSTRIEL, NDA	4,278

## IMPORT DATA TRENDS - TENDANCES DES DONNÉES SUR L'IMPORTATION

## SECTION 4 - SELECTED COMMODITIES / NDT FURTHER IDENTIFIED

## SECTION 4 - PRODUITS CHOISIS / NON DÉNOMMÉS AILLEURS

<u>COMMODITY CODE</u> <u>CODE DE MARCHANDISE</u>	<u>COMMODITY DESCRIPTION</u> <u>DESCRIPTION DE LA MARCHANDISE</u>	<u>1985 IMPDRTS</u> <u>(\$000)</u> <u>IMPORTATIONS</u>
50992-89	CLEANING MACHINE, INDUSTRIAL, NES MACHINE INDUSTRIELLE DE NETTOYAGE, NDA	4,027
51181-89	CONVEYDR/CONVEYING SYSTEM NES CONVOYEUR ET SYSTEME DE CONVOYAGE NDA	23,290
51199-89	CONVEYOR/CONVEYING SYSTEM NES, PARTS OF PIECES DE CONVOYEUR, ET DE SYSTEME DE CONVOYAGE NDA	38,084
51317-90	CRANE, NES, PARTS OF PIECES DE GRUE NDA	21,670
51327-89	HOIST, INDUSTRIAL, NES PALAN INDUSTRIEL NDA	4,446
51328-90	HOIST, INDUSTRIAL, NES, PARTS OF PIECES DE PALAN INDUSTRIEL NDA	12,157
51419-89	LIFT TRUCK, IND I/C POWD, ACCESS & PTS OF NES PIECES DE CHARIOT ELEV. INDUS A MOT A COMB. INT, NDA	48,332
51439-89	TRUCKS, INDUSTRIAL, POWERED, NES CHARIOT A MOTEUR INDUSTRIEL NDA	5,058
51939-89	WOODLAND LOG HANDLING EQUIPMENT, PARTS OF NES PIECES DE MAT DE MANU DE GRUMES EN REGION BOISEE, NDA	19,991
51999-89	MATERIALS HANDLING EQUIPMENT, NES MATERIEL POUR MANUTENTION DE MATERIAUX, NDA	37,972
52105-90	ROCK DRILL, NES PARTS OF PIECES DE MARTEAU PNEUMATIQUE NDA	17,268
52107-90	ROCK DRILL BIT, RDTARY, NES TREPAN A MOLETTES ROTATIF NDA	41,200
52112-90	ROCK DRILL BIT, NES TREPAN A MOLETTES NDA	4,936
52117-89	WELL DRILLING MACHINERY, OIL NES MATERIEL DE FORAGE DE PUIITS OE PETROLE, NDA	10,914
52122-90	TRENCH/DITCH EXCAVATING MACHINE, NES EXCAVATEUR POUR TRANCHEES ET FOSSES, NDA	4,891
52139-89	EXCAVATING MACHY, NES EXCAVATRICE NDA	9,185
52168-89	MINING MACHY & EQUIPMENT, NES MATERIEL ET MACHINE DE MINES NDA	9,580
52179-89	OIL/PETROLEUM FIELD PROD MACHY/EQUIP, NES MATERIEL DE PRODUCTION POUR CHAMP DE PETROLE NDA	9,269
52247-89	ROAD/AIRPORT CONST/MTCE MACHY/EQUIP, NES MACHINE ET MAT DE CONSTR ET ENTRET DE ROUTES & AEROP NDA	3,896
52299-83	CONSTRUCTION/MAINTENANCE MACHY/EQUIP, NES MACHINE ET MATERIEL DE CONSTRUCTION-ENTRETIEN NDA	15,208
52301-89	BORING MACHINE, M/W, NES FOREUSE POUR TRAVAIL DE METAUX, NDA	3,448
52302-89	DRILL MACHINE, M/W, NES PERCEUSE, TRAVAIL DES METAUX, NDA	3,191
52305-89	GRINDING/GRINDERS, M/W, NES RECTIFIEUSE, TRAVAIL DES METAUX, NDA	6,378
52306-89	LATHE, M/W, AUTO, NES TOUR AUTOMATIQUE, TRAVAIL DES METAUX NDA	22,629
52308-89	LATHE, M/W, NES EXC AUTO TOUR, TRAVAIL DES METAUX NDA, SAUF TOUR AUTOM.	3,229
52309-89	MILLING MACH M/W, NES FRAISEUSE, TRAVAIL DES METAUX NDA	4,265
52315-90	PRESSES, M/W, NES PRESSE TRAVAIL DES METAUX NOA	4,747

## IMPORT DATA TRENDS - TENDANCES DES DONNEES SUR L'IMPORTATION

## SECTION 4 - SELECTED COMMODITIES / NOT FURTHER IDENTIFIED

## SECTION 4 - PRODUITS CHOISIS / NON DENOMMES AILLEURS

COMMODITY CODE CODE DE MARCHANDISE	COMMODITY DESCRIPTION DESCRIPTION DE LA MARCHANDISE	1985 IMPORTS (\$000) IMPORTATIONS
52320-89	BENDING/STRAIGHTENING MACH. METALWORKING NES MACHINE A CINTRER ET A REDRESSER, NDA, TRAV. DES MET.	4,103
52328-90	TRANSFER MACHINE, M/W. NES MACHINE A TRANSFERT, TRAV DES MET. NDA	9,810
52329-89	MACHINE TOOLS, METALWORKING, NES MACHINE-OUTIL, TRAVAIL DES METAUX, NDA	14,736
52345-89	WELDING APPARATUS, ELECTRIC NES APPAREIL A SOUDER ELECTRIQUE, NDA	13,527
52349-89	WELDING APPARATUS & EQUIPMENT, NES EQUIPEMENT D'APPAREIL DE SOUDURE, NDA	9,859
52351-90	ROLLS, CAST, FOR ROLLING IRON OR STEEL, NES ROULEAU DE FONTE POUR LAMINAGE DE FER OU D'ACIER, NDA	10,119
52352-89	ROLLS, ROLLING MILLS NES CYLINDRE POUR LAMINOIR, NDA	8,446
52365-90	CAN MAKING MACHINERY, NES MACHINE A FABRIQUER LES BOITES DE CONSERVE NDA	17,217
52369-89	METALWORKING MACHINERY, NES OUTILLAGE POUR TRAV. DES MET. NDA	24,821
52387-89	DIE, METALWORKING MACHINERY, NES MATRICE, OUTILLAGE POUR TRAV DES METAUX NDA	7,552
52396-89	TOOL, METALWORKING, NES OUTIL, TRAVAIL DES METAUX, NDA	7,147
52415-90	SAWS, CHAIN, WOODWORKING, PARTS/ACCESS, NES PIECES ET ACCES, DE SCIE A CHAINE POUR TRAV. DU BOIS, NDA	18,789
52425-89	SAWMILL MACHINERY & EQUIPMENT, NES MACHINE ET MATERIEL DE SCIERIE, NDA	9,372
52499-89	WOODWORKING MACHINERY/EQUIPMENT, NES MACHINE ET MATERIEL DE TRAVAIL DU BOIS, NDA	17,435
52515-89	PULP MILL MACHY/EQUIP, NES MACHINE ET MAT. D'USINE DE PATE NDA	5,300
52539-90	ROLLS, PULP/PAPER/PAPERBOARD MACHY, NES BOBINE PR MACHINE A PULPE, A PAPIER, A CARTON NDA	3,642
52559-89	PULP/PAPER/PAPERBOARD MACHY/EQUIP, NES MACHINES ET MATERIEL A PATE/PAPIER/CARTON NDA	13,327
52560-90	PAPER/PAPERBOARD CONVERTING MACHY/EQUIP, NES MACHINE DE TRANSFORMATION DU PAPIER ET DU CARTON NDA	46,482
52612-89	OFFSET PRESSES NES PRESSE OFFSET NDA	3,281
52616-90	PRINTING PRESSES, NES PRESSE A IMPRIMER NDA	7,062
52620-89	TYPESETTING MACHINES, NES MACHINE A COMPOSER NDA	7,154
52645-89	PLATEMAKING MACHY AND REL EQUIPMENT, NES MACHINE & ACCESSOIRES POUR FAB DE PLAQUES OFFSET NDA	5,463
52646-90	BLANKETS OR BLANKETING FOR PRGTG IND NES BLANCHET POUR IMPRIMERIE, NDA	5,616
52659-90	PRINTING INDUSTRIES MACHY/EQUIP, NES MACHINES ET MAT POUR ENTREPRISES D'IMP NDA	26,189
52669-90	BOOKBINDING MACHINERY AND EQUIPMENT, NES MACHINE ET MATERIEL DE RELIURE, NDA	12,539
52732-90	WEAVING MACHINERY, TEXTILE, NES MACHINE A TISSER, TEXTILE NDA	3,389
52740-89	KNITTING MACHINES, TEXTILE, NES METIER A TRICOTER TEXTILE, NDA	3,480

## IMPORT DATA TRENDS - TENDANCES DES DONNEES SUR L'IMPORTATION

## SECTION 4 - SELECTED COMMODITIES / NOT FURTHER IDENTIFIED

## SECTION 4 - PRODUITS CHDISIS / NON DENDMMES AILLEURS

COMMODITY CODE CODE DE MARCHANDISE	COMMODITY DESCRIPTION DESCRIPTION DE LA MARCHANDISE	1985 IMPORTS (\$000) IMPORTATIONS
52756-89	FINISHING MACHINERY, TEXTILE, NES MACHINE D'APPRET DE TISSUS NDA	3.223
52760-89	SEWING MACHINES, INDUSTRIAL, NES MACHINE A COUDRE INDUSTRIELLE NDA	10.978
52799-89	TEXTILE INDUSTRIES MACHY/EQUIP, NES EQUIPMENT ET MACHINE D'IND TEXTILE NDA	20.143
52802-89	GRAIN/FEED PROCESSING/TREATING MACHY NES MACHINE A TRANSFORMER GRAIN ET PROVENDE. NDA	4.454
52819-90	BAKERY MACHINERY, NES MACHINE POUR BOULANGERIE, NDA	9.023
52824-90	FISH PREPARING MACHINERY, NES MACHINE A PREPARER LE POISSON, NDA	3.279
52836-89	MEAT PACKING INDUSTRY MACHINERY, NES MACHINE POUR CONSERVERIE DE VIANDE, NDA	7.436
52857-89	DAIRY PRODUCTS PLANT MACHY/EQUIP, NES MACHINE ET APPAREIL POUR LAITERIE, NDA	6.628
52899-89	FOOD PRODUCTS MACHINERY/EQUIPMENT, NES MACHINE APP POUR FABRICATION PROD ALIMENTAIRES NDA	20.574
52904-89	RUBBER TIRE/TUBE MFG MACHY/EQUIP, NES MACHINE & MAT DE FAB DE PNEUS & CHAMB A AIR EN CAOUTC NDA	3.360
52909-89	RUBBER WORKING MACHINERY/EQUIPMENT, NES MACHINE ET EQUIPEMENT POUR FACONNER LE CAOUTC NDA	3.179
52920-89	GLASS INDUSTRIES MACHINERY/EQUIPMENT, NES MACHINE ET OUTILLAGE POUR IND DE VERRE NDA	15.342
52924-89	SHOE MAKING INDUSTRY MACHINERY/EQUIP, NES MACHINE ET EQUIP FAB DES CHAUSSURES NDA	5.180
52935-89	FERTILIZER MAKING MACHY NES MACHINE POUR FABRICATION DES ENGRAIS NDA	13.140
52936-89	CHEMICAL PRODUCTS IND MACHY/EQUIP NES OUTILLAGE D'USINES DE PRODUITS CHIMIQUES, MATERIEL NDA	4.332
52941-90	PLASTIC INJECTION MOULDING MACHY NES APPAREILS A MOULER LE PLASTIQUE PAR INJECTION NDA	14.640
52944-89	PLASTIC EXTRUSION MACHINERY, NES BOUDINEUSE DE PLASTIQUE NDA	6.087
52949-89	PLASTIC INDUSTRY MACHY/EQUIP NES MACHINE ET EQUIP DE L'IND DU PLASTIQUE, NDA	18.372
52950-90	ELECTRIC/ELECTRONIC IND MFG MACH/EQUIP NES MACHINES PR. IND DU MAT ELECTRIQUE ET DE L'ELECT NDA	72.156
52999-89	SPECIAL INDUSTRY MACHY/EQUIPMENT, NES MACHINE ET MAT POUR INDUSTRIES SPECIALES, NDA	88.151
54116-89	PLOWS, NES, NEW CHARRUES, NDA NEUVES	3.682
54199-89	SOIL PREP. SEEDING MACH NES, NEW MACHINE A LA PREP. DU TERRAIN NDA ET SEMEUSE NEUVE	16.804
54241-90	CULTIVATORS AND WEEDERS, FIELD, AGR NES, NEW CULTIVATEURS/EXTIRPATEURS AGRIC NDA GDE CULTURE NEUFS	3.561
54399-89	HARVESTING AND THRESHING MACH NES, AGR, NEW RECOLTEUSES NDA AGRICOLES NEUVES	5.699
54559-90	FARM DAIRY MACHINERY & EQUIPMENT NES MACHINES DE LAITERIE, DE FERME NDA	3.991
54599-90	POULTRY EQUIPMENT NES, AGRICULTURAL EQUIPEMENT POUR VOLAILLE, NDA, AGRICOLE	4.010
54699-90	AGRICULTURAL MACHINERY & EQUIPMENT NES MACHINE ET EQUIPEMENT AGRICOLE, NDA	27.085

## IMPORT DATA TRENDS - TENDANCES DES DONNEES SUR L'IMPORTATION

## SECTION 4 - SELECTED COMMOOITIES / NOT FURTHER IDENTIFIED

## SECTION 4 - PRODUITS CHOISIS / NON DENOMMES AILLEURS

<u>COMMOOITY CODE</u> <u>CODE DE MARCHANDISE</u>	<u>COMMOOITY DESCRIPTION</u> <u>DESCRIPTION DE LA MARCHANDISE</u>	<u>1985 IMPORTS</u> <u>(\$000)</u> <u>IMPORTATIONS</u>
55199-90	TRACTORS, PARTS AND ACCESSORIES NES PIECES ET ACCESSOIRES POUR TRACTEUR NDA	252,084
57559-89	CARS, RAILWAY NES WAGONS DE CHEMIN DE FER, NDA	3,576
58149-90	CARS, PASSENGER AUTOMOBILE, NES AUTOMOBILES DE TOURISME, NDA	32,375
58447-89	TRUCK TRAILERS AND SEMI-TRAILERS, NEW, NES REMORQUES, CAMION ET SEMI-REM NEUVES NDA	13,870
58737-90	MOTORCYCLES, POWERCYCLE, ETC PTS & ACCESS NES PIECES ET ACCESS NDA PR MOTO SCOTER ETC	24,358
58799-90	MOTDR VEHICLES NES VEHICULES A MOTEUR NDA	4,760
58819-90	ENGINES, NES, MOTOR VEHICLES MOTEURS DE VEHICULES A MOTEUR NDA	1,616,926
58919-90	TRAILERS, PARTS NES PIECES DE REMORQUE, NDA	79,076
58940-90	MIRRORS, NES, MOTOR VEHICLE RETROVISEURS NDA DE VEHICULE AUTO	7,275
58990-89	SUSPENSION PARTS NES, MOTOR VEHICLE NES PIECES DE SUSPENSION, NDA VEHICULES AUTO NDA	356,809
58991-89	STEERING PARTS NES, MOTOR VEHICLE NES PIECES DE DIRECTION, NDA VEHICULES AUTO NDA	705,309
58992-89	COOLING SYSTEM PARTS NES, MOTOR VEHICLE NES PIECES DU SYST DE REFROIDISSEMENT NDA, VEHICULES AUTO NDA	133,675
58993-89	EXHAUST SYSTEM PARTS NES, MOTOR VEHICLE NES PIECES DU SYSTEME D'ECHAPPEMENT NDA VEHICULES AUTO NDA	273,709
58994-89	ENVIRONMENTAL SYSTEM PARTS NES, MOTOR VEH NES PIECES DE CHAUFFERETTES ET CLIMATISEURS, VEH AUTO NDA	543,573
58995-89	POWER TRAIN PARTS NES, MOTOR VEHICLE NES PIECES DE TRANSM. VEH AUTOMOBILE NDA	2,538,104
58996-89	BRAKE SYSTEM PARTS NES, MOTOR VEHICLE NES PIECES DE SYSTEME DE FREINAGE, VEHICULES AUTOMOBILES NDA	379,542
58998-89	BODIES, MTR VEH NES, PTS EXC TRK BODIES, CABS PIECES DE CARROS VEH AUTO NDA SF CARROS DE CAM & CAB	66,295
58999-89	MOTOR VEHICLE PARTS AND ACCESSORIES NES PIECES ET ACCESSOIRES DE VEH AUTOMOBILE NDA	3,716,108
59169-90	CRAFT, WATER, PLEASURE AND SPORTING TYPE NES EMBARCATION DE PLAISANCE ET DE SPORT NDA	3,973
59199-90	SHIPS AND BOATS, NES BATEAUX NDA	6,819
61108-90	BICYCLES & TRICYCLES O/T CHILDRENS' NES BICYCLETES, TRICYCLES A/Q TRICYCLES D'ENFANT NDA	14,839
63419-90	TELEPHONE EQUIPMENT NES MATERIEL TELEPHONIQUE NDA	87,895
63429-90	TELEGRAPH EQUIPMENT NES MATERIEL TELEGRAPHIQUE NDA	5,394
63439-90	RADAR EQUIPMENT, NES MATERIEL RADAR NDA	18,151
63445-90	AMPLIFIERS, AUDIO, NES AMPLIFICATEUR DE SON, NDA	19,078
63475-90	RECORDERS & PLAYERS, TAPE, NES MAGNETOPHNE ET LECTEUR NDA	3,266
63479-90	TAPE, MAGNETIC, NES BANDE MAGNETIQUE, NDA	5,097

## IMPORT DATA TRENDS - TENDANCES DES DONNEES SUR L'IMPORTATION

## SECTION 4 - SELECTED COMMODITIES / NOT FURTHER IDENTIFIED

## SECTION 4 - PRODUITS CHOISIS / NON DENOMMES AILLEURS

<u>COMMODITY CODE</u> <u>CODE DE MARCHANDISE</u>	<u>COMMODITY DESCRIPTION</u> <u>DESCRIPTION DE LA MARCHANDISE</u>	<u>1985 IMPORTS</u> <u>(\$000)</u> <u>IMPORTATIONS</u>
63490-90	TRANSMITTER-RECEIVERS, RADIO, NES APPAREIL EMETTEUR-RECEPTEUR, RADIO, NDA	78.955
63499-89	TELECOMMUNICATIONS EQUIPMENT, NES MATRIEL DE TELECOMMUNICATION NDA	89.020
63749-90	RECEIVERS, RADIO, DOMESTIC, NES RECEPTEUR RADIO, NDA, USAGE DOMESTIQUE	17.494
63769-90	RADIO COMBINATIONS, DOMESTIC, NES RADIO COMBINE, USAGE DOMESTIQUE, NDA	24.627
63819-90	ELECTRON TUBES, NES TUBE ELECTRONIQUE NDA	31.830
63829-90	TUBES, ELECTRON, PARTS OF, NES PIECES DE TUBE ELECTRONIQUE, NDA	11.240
63839-90	SEMICONDUCTORS, NES SEMI-CONDUCTEUR, NDA	461.509
63849-90	SEMICONDUCTORS, PARTS OF NES PIECES DE SEMI-CONDUCTEUR, NDA	271.164
63910-90	CAPACITORS, ELECTRONIC, NES CONDENSATEUR ELECTRONIQUE, NDA	39.540
63915-90	RESISTORS, ELECTRONIC, NES RESISTANCE ELECTRONIQUE NDA	27.948
63945-90	LOUDSPEAKERS, ELECTRONIC COMMUNICATION, NES HAUT-PARLEUR, COMMUNICATION ELECTRONIQUE NDA	60.896
63994-90	TAPE RECORDERS OR PLAYERS, PARTS NES PIECES DE MAGNETOPHONE DU LECTEUR, NDA	10.735
63999-90	ELECTRONIC EQUIPMENT COMPONENTS, NES ELEMENTS DE MATERIEL ELECTRONIQUE, NDA	210.045
65389-90	HEATING EQUIPMENT, NES SYSTEMES DE CHAUFFAGE, NDA	3.696
65399-89	HEATING EQUIPMENT, NES, PARTS OF PIECES DE MATERIEL DE CHAUFFAGE, NDA	11.938
65432-90	BURNER, OIL, HEATING TYPE, PARTS OF NES PIECES DE BRULEURS A MAZOUT DE CHAUFFAGE, NDA	4.272
65519-90	AIR CONDITIONERS, NES CLIMATISEUR NDA	19.323
65528-90	AIR CONDITIONERS, PARTS OF, NES PIECES DE CLIMATISEUR, NDA	37.957
65570-90	REFRIGERATION UNIT, COMMERCIAL NES APPAREILS DE REFRIGERATION, COMMERCIAUX, NDA	7.119
65599-90	AIR CONDITIONING & REFRIGERATION EQUIP NES MATRIEL DE CLIMATISATION ET DE REFRIGERATION NDA	6.565
66189-90	ELECTRIC APPL FOR COOKING & WARMING FOOD, NES APPAREILS ELECTRIQUES PR CUIRE ET RECHAUFFER LES ALI NDA	20.821
66199-89	FOOD COOKING APPLIANCES, ELECTRIC, PTS OF NES PIECES D'APPAREILS ELECTRIQUES POUR CUIRE LES ALI, NDA	10.905
66289-90	NON-ELECTRIC EQUIP FOR COOK & WARM FOOD, NES APPAREILS PR CUIRE/RECHAUFFER LES ALIMENTS/NON ELECT NDA	10.063
66299-89	FOOD COOK AND WARM EQUIP NON ELEC, PARTS, NES PIECES DE MATERIEL POUR CUIRE/CHAUFFER ALIM (NDN ELEC) NDA	8.804
67199-89	PLUMBING FIXTURES AND SANITARY WARE NES GARNITURES DE PLOMBERIE ET ARTICLES SANITAIRES, NDA	10.668
67219-90	FAUCETS, STOPS, TAPS /PLUMBING/ NES ROBINETS, NDA (PLOMBERIE)	9.748
67299-89	PLUMBERS BRASS GOODS AND ACCESSORIES NES ARTICLES ET ACCESSOIRES DE PLOMBERIE EN LAITON, NDA	6.260



## IMPORT DATA TRENDS - TENDANCES DES DONNEES SUR L'IMPORTATION

## SECTION 4 - SELECTED COMMODITIES / NOT FURTHER IDENTIFIED

## SECTION 4 - PRODUITS CHOISIS / NON DENOMMES AILLEURS

COMMODITY CODE CODE DE MARCHANDISE	COMMODITY DESCRIPTION DESCRIPTION DE LA MARCHANDISE	1985 IMPORTS (\$000) IMPORTATIONS
68119-90	FIXTURES & PORT LAMPS, LIGHTING, FLUOR. NES ECLAIRAGES FLUORESCENTS ET LAMPES PORT NDA	3,112
68143-90	FIXTURES & PORT LAMPS, LIGHTING INCAND. NES APPAREILS D'ECLAIRAGE A INCAND ET LAMPES PORT NDA	6,692
68199-89	FIXTURES & PORTABLE LAMPS, LIGHTING ELEC NES APPAREILS D'ECLAIRAGE, ET LAMPES PORTATIVES, ELECT. NDA	19,569
68202-90	LAMPS, B/T, INCAND > 31 VOLTS, LARGE BASE NES LAMPES INCAN AMP ET TUBES > 31 VOLTS, LGE CULOT NDA	22,706
68262-89	LAMPS, B/T, MINIATURE INCAND < 32 VOLTS NES LAMPES, MINI. A INCAND., MNS DE 32 VOLTS. NDA	4,981
68290-90	LAMPS, ELECTRIC, BULB/TUBE NES, PARTS OF, NES PIECES DE LAMPES ELECTRIQUES, NDA, AMPOULE ET TUBES. NDA	22,782
68377-89	TRANSFORMERS, POWER, OVER 50000 KVA NES TRANSFORMATEURS DE PUISSANCE, PLUS DE 50,000 KVA, NDA	5,035
68379-90	TRANSFORMERS, POWER, UNDER 500 KVA NES TRANSFORMATEURS DE PUISSANCE, MOINS DE 500 KVA, NDA	15,432
68449-90	FUSES, ELECTRICAL, NES FUSIBLES ELECTRIQUES NDA	10,013
68481-90	CAPACITORS, POWER NES CONDENSATEURS DE PUISSANCE, NDA	4,061
68499-90	SWITCHGEAR & PROTECTIVE EQUIPMENT NES MECANISMES DE COMMUTATION ET DE PROT NDA	7,663
68859-90	CONTROL EQUIPMENT, ELECTRICAL, INDUSTRIAL NES MATERIEL DE COMMANDE ELECTRIQUE INDUSTRIAL NDA	11,729
68869-89	WIRING DEVICES, ELECTRIC CURRENT NES DISPOSITIFS DE CABLAGE, COURANT ELEC NDA	34,650
68989-90	ELECTRICAL EQUIP. INT COMBUST ENG. NES EQUIPEMENT ELECTRIQUE POUR MOTEUR A COMB. INT. NDA	101,482
68995-89	ELECTRICAL EQUIP. INT COMBUST ENG, PARTS NES MATERIEL ELECTRIQUE, MOTEUR A COMB. INT. PIECES, NDA	96,912
69215-90	CLEANING EQUIPMENT, FLOOR, ELECTRIC, NES APPAREILS ELECTRIQUES DE NETTOYAGE DE PLANCHERS, NDA	6,687
69329-90	BATTERIES, STORAGE, WET CELLS NES ACCUMULATEURS A PILES HUMIDES, NDA	18,268
69359-90	BATTERIES, DRY CELL, NES PILES SECHES, NDA	24,984
69719-90	FOOD PREPARATION APPLIANCES, ELECTRIC NES APPAREILS ELECTRIQUES SERVANT A APPR LES ALIMENTS, NDA	21,135
69754-90	DISHWASHERS, ELECTRIC, DOMESTIC, NES LAVE-VAISSELLE, USAGE DOMESTIQUE ELECTRIQUE, NDA	11,421
69799-89	ELECTRICAL EQUIPMENT & APPLIANCES NES APPAREILS ET MATERIEL ELECTRIQUES, NDA	30,430
70217-89	ELECTRICAL PROPERTIES MEASURING INST NES INSTRUMENTS DE MESURE DES PROPRIETES ELECTRIQUES NDA	13,707
70222-89	RECORDERS, ELECTRICAL PROPERTIES, NES ENREGISTREURS DE PROPRIETES ELECTRIQUES, NDA	3,753
70290-90	ELECTRICAL/ELECTRONIC PROP MEAS/TEST INST NES APPAREILS DE MESURE ET D'ESSAI DES PROP. ELECT. NDA	98,549
70325-90	THERMOMETERS, NES THERMOMETRES NDA	5,541
70344-90	FLUID FLOW MEASURING/CONTROLLING INST NES INSTRUMENTS MES. REGU DU DEBIT DES LIQ NDA	24,879
70348-90	MECHANICAL MOTION/ROTA MEAS/CONTROL INST NES INSTRUMENTS MES REGULATEURS A MOUV. ROTATIFS MECANIQUE NDA	5,306

## IMPORT DATA TRENDS - TENDANCES DES DONNEES SUR L'IMPORTATION

## SECTION 4 - SELECTED COMMODITIES / NOT FURTHER IDENTIFIED

## SECTION 4 - PRODUITS CHOISIS / NON DENOMMES AILLEURS

<u>COMMODITY CODE</u> <u>CODE DE MARCHANDISE</u>	<u>COMMODITY DESCRIPTION</u> <u>DESCRIPTION DE LA MARCHANDISE</u>	<u>1985 IMPORTS</u> <u>(\$000)</u> <u>IMPORTATIONS</u>
70379-90	MEASURING & MEAS/CONTROLLING INST NES INSTRUMENTS DE MESURE ET DE CONTROLE NDA	33,388
70395-90	MEASURING & MEAS/CONTROLLING INST PARTS NES PIECES D'INSTRUMENTS DE MESURE ET DE CONTROLE, NDA	88,973
70590-90	LABORATORY INSTRUMENTS/APPARATUS NES INSTRUMENTS DE LABORATOIRE (APPAREILS NDA)	63,492
70609-90	PHYSIOLOGICAL MONITORING/RECORDING EQUIP NES MATERIEL D'ENREGIS/SURVEIL PHYSIOLOGIQUE, NDA	18,565
70619-90	ELECTRO-MEDICAL/SURGICAL EQUIPMENT NES MATERIEL ELECTRO-MEDICAL ET ELECTRD-CHIRURGICAL NDA	21,349
70631-90	SURGICAL INSTRUMENTS, REUSABLE NES INSTRUMENTS CHIRURGICAUX, NDA, REUTILISABLES	48,559
70639-90	DIAGNOSTIC EQUIPMENT, MEDICAL, NES APPAREILS MEDICAUX POUR DIAGNOSTIC, NDA	40,826
70651-90	DENTAL EQUIPMENT AND INSTRUMENTS NES MATERIEL ET INST. PDUR SOINS DENTAIRE NDA	14,523
70689-90	MEDICAL AND HOSPITAL EQUIPMENT NES EQUIPEMENT POUR USAGE MED & D'HOPITAUX NDA	30,944
70729-90	OPTICAL APPARATUS/INSTRUMENTS NES APPAREILS ET INSTRUMENTS OPTIQUES NDA	10,245
70890-90	BALANCES AND SCALES, NES BALANCES, NDA	19,171
70909-90	X-RAY EQUIPMENT, NES APPAREILS A RAYONS-X NDA	9,476
70919-90	NAVIGATION INSTRUMENTS AND APPARATUS NES INSTRUMENTS DE NAVIGATION AU SOL NDA	33,076
70949-90	PHYSICAL PROPERTIES TEST/INSP EQUIP NES MATERIEL D'ESSAI ET DE VERIF DES PROPRIETES PHYSIQUES, NDA	52,896
70993-90	SURVEYING INSTRUMENTS NES INSTRUMENTS D'ARPENTAGE, NDA	6,110
70994-90	GEOPHYSICAL INSTRUMENTS NES INSTRUMENTS DE GEOPHYSIQUE, NDA	126,601
70997-90	DEMONSTRATION & INSTRUCTION EQUIPMENT NES MATERIEL D'ENSEIGNEMENT & DE DEMONSTATION NDA	17,277
70999-89	SCIENTIFIC INSTRUMENTS AND APPARATUS NES APPAREILS ET INSTRUMENTS SCIENTIFIQUES NDA	22,376
72039-89	SAFETY EQUIPMENT, NES MATERIEL DE SECURITE, NDA	11,938
72049-90	FIRE FIGHTING EQUIPMENT, NES MATERIEL DE LUTTE CONTRE L'INCENDIE, NDA	6,150
72059-89	ALARM SYSTEMS, NES DISPOSITIFS D'ALARME NDA	5,584
73019-89	COMMERCIAL LAUNDRY EQUIPMENT, NES MATERIEL DE BLANCHISSERIE, NDA	4,891
73049-90	VENDING MACHINES, NES DISTRIBUTEURS AUTOMATIQUES NDA	5,223
73059-89	BEAUTY AND BARBER SHOP EQUIPMENT, NES MATERIEL DE SALONS DE COIFFURE PR FEMME ET HOMME NDA	4,360
73069-89	MDTOR VEHICLE MTCE/SERV/REPAIR EQUIP, NES EQUIPEMENT POUR ENTRE ET REP DES VEHICULES AUTO NDA	8,851
73099-89	SERVICE INDUSTRY EQUIPMENT, NES MATERIEL D'INDUSTRIE DE SERVICE INDUSTRIEL, NDA	4,838
74012-89	WOODEN HOUSEHOLD FURNITURE, NOT UPHOL NES MEUBLES DE MAISON, EN BOIS NON REMB NDA	39,614

## IMPORT DATA TRENDS - TENDANCES DES DONNEES SUR L'IMPORTATION

## SECTION 4 - SELECTED COMMODITIES / NOT FURTHER IDENTIFIED

## SECTION 4 - PRODUITS CHDISIS / NON DENOMMES AILLEURS

<u>COMMODITY CODE</u> <u>CODE DE MARCHANDISE</u>	<u>COMMODITY DESCRIPTION</u> <u>DESCRIPTION DE LA MARCHANDISE</u>	<u>1985 IMPORTS</u> <u>(\$000)</u> <u>IMPORTATIONS</u>
74014-89	METAL HOUSEHOLD FURNITURE NOT UPHDL NES MEUBLES DE MAISON, METALLIQUES, NON REMB. NDA	9,720
74016-90	FURNITURE, HOUSEHOLD, UPHDLSTERED NES MEUBLES DE MAISON REMBOURRES NDA	5,226
74018-89	FURNITURE, HOUSEHOLD, NES, PARTS, NES ELEMENTS DE MEUBLES DE MAISON, NDA	8,794
74019-90	HOUSEHOLD FURNITURE NES MEUBLE DE MAISON NDA	13,437
74039-90	SPECIAL PURPOSE FURNITURE NES MEUBLES D'USAGE SPECIAL, NDA	11,476
74099-89	FURNITURE AND FIXTURES NES MEUBLES ET ARTICLES D'AMEUBLEMENT NDA	16,638
75190-89	TDOL, ELECTRIC NES, HAND HELD OUTILS ELECTRIQUES NDA, A MAIN	22,191
75198-90	PDWER DRIVEN HAND TDOL ACCESS & ATTACH NES PIECES ET ACCESSOIRES NDA, OUTILS MECANQUES, A MAIN	17,994
75408-90	MECHANICS GAUGES NES CALIBRES DE MECANICIEN NDA	5,975
75449-90	MECHANICS MEASURING TDOLS, NES INSTRUMENTS DE MESURE NDA, DE MECANICIEN	4,232
75532-90	ANVILS AND VISES NES ENCLUMES ET ETAUX NDA	4,785
75536-90	WRENCHES, NES CLES NDA	11,393
75552-90	HAMMERS, NES, HAND TOOLS MARTEAUX NDA, DUTILS A MAIN	3,012
75554-90	PLIERS, NES PINCES NDA	5,713
75556-90	SCREWDRIVERS, NES, HAND TDOLS, INCL SETS TOURNEVIS A MAIN, NDA, Y COMPRIS JEUX	5,147
75589-90	HAND TOOLS, NES, EXCEPT CHESTS, KITS AND SETS OUTILS A MAIN NDA SAUF COFFRETS TROUSSES ET JEUX D'OUTILS	60,682
76129-90	BRUSHES, MANUAL N E S BROSSES A MAIN NDA	3,913
76306-90	MOWERS, LAWN, POWER, PTS, ATTACH & ACCESS NES TONEUSES A GAZON A MOTEUR, PIECES, ATT. ET ACCESS. NDA	37,960
76389-90	NON-ELECTRIC CLEANING EQUIPMENT NES EQUIPEMENT DE NETTOYAGE NDA, NON ELECTRIQUE	4,638
76399-90	HOME, GARDEN AND PARK EQUIPMENT NES MATERIEL DIVERS NDA, MAISON ET JARDIN	11,338
77122-89	COMPUTER EQUIPMENT NES ORDINATEURS NDA	265,720
77160-90	TYPEWRITERS, PARTS OF NES PIECES DE MACHINE A ECRIRE, NDA	15,868
77199-89	OFFICE AND BUSINESS MACHINES NES MACHINES DE BUREAU, NDA	7,690
78314-89	BLDUSES & SHIRTS, W/G & C/I, NES, EXC KNIT BLOUSES F/F ET E/B, NDA SAUF CELLES EN TRICOT	4,474
78394-89	DUTERWEAR, C/I, NES, EXC KNIT VETEMENTS DE DESSUS, E/B, NDA SAUF TRICOT	3,160
78395-90	DUTERWEAR SETS, W/G, NES, EXC KNIT ENSEMBLES DE VETE DE DESSUS, F/F, NDA SAUF TRICOT	5,450
78396-89	DUTERWEAR, NES, EXC KNITTED & C/I VETEMENTS DE DESSUS NDA, SAUF TRICOTES ET POUR E/B	15,690

## IMPORT DATA TRENDS - TENDANCES DES DONNEES SUR L'IMPORTATION

## SECTION 4 - SELECTED COMMODITIES / NOT FURTHER IDENTIFIED

## SECTION 4 - PRODUITS CHOISIS / NON DENOMMES AILLEURS

COMMODITY CODE CODE DE MARCHANDISE	COMMODITY DESCRIPTION DESCRIPTION DE LA MARCHANDISE	1985 IMPORTS (\$000) IMPORTATIONS
78490-89	OUTERWEAR, C/I, NES, KNIT VETEMENTS DE DESSUS, E/B, EN TRICOT, NDA	7,005
78495-89	SKIRTS, W/G, NES, KNIT JUPE, F/F, EN TRICOT, NDA	3,935
78498-89	OUTERWEAR, NES, KNITTED EXC C/I VETEMENTS DE DESSUS EN TRICOT, NDA, SAUF SHORTS	3,419
78525-89	HOSIERY, MENS/BOYS, NES CHAUSSETTES, H/G, NDA	5,036
78689-90	GLOVES, WORK AND SPECIAL PURPOSE NES GANTS DE TRAVAIL ET POUR USAGES PARTI NDA	16,042
78889-89	MISCELLANEOUS APPAREL NES VETEMENTS DIVERS NDA	4,705
78952-89	HANDBAGS, NES SACS A MAIN, NDA	9,044
78999-89	APPAREL ACCESSORIES NES ACCESSOIRES VESTIMENTAIRES NDA	3,847
79895-89	ATHLETIC FOOTWEAR, NES, EXCEPT FABRIC TOP CHAUSSURES DE SPORT NDA SF CELLES AVEC EMPÊCHE EN TISSU	41,825
80049-89	COSMETIC & TOILET PREP NES O/T TI 1610201 PRODUIT DE TOILETTE ET DE BEAUTE NDA A/Q N.T. 1610201	25,972
80061-90	TOILET SOAP NES SAVON DE TOILETTE, NDA	10,730
80073-90	WASHING AND CLEANING PREP, HOUSEHOLD TYPE NES PRODUIT DE LAVAGE & NETTOYAGE, MENAGERS, NDA	10,203
81017-89	JEWELLERY, PRECIOUS MET NES PERSON ADORNMENT PARURES EN METAL PRECIEUX, NDA	35,057
81027-89	COSTUME JEWELLERY NES PARURES SERTIES DE BIJOUX, NDA	54,438
81049-89	SILVERWARE AND GOLDWARE NES ARTICLES EN OR ET EN ARGENT, NDA	4,284
82004-90	WATCHES, WRIST, NES, INCLUDING PRECIOUS METAL MONTRES-BRACELETS, NDA, Y COMPRIS CELLES EN METAL PRECIEUX	19,635
82025-90	CLOCKS, NES HORLOGES NDA	8,516
82028-90	CLOCKS AND CLOCKWORK MECHANISM PARTS NES PIECES DE MECANISMES D'HORLOGERIE, NDA	3,632
82089-90	TIME RECORDERS, NES CHRONOGRAPHES, NDA	5,160
83247-90	TENNIS, BADMINTON & SQUASH TYPE EQUIP NES EQUIPEMENT DE TENNIS, BADMINTON, SQUASH, NDA	3,798
83269-90	GLOVES AND PROTECTIVE HEADGEAR, ATHLETIC NES GANTS ET CASQUES PROTECTEUR POUR ACTIVITES SPORTIVES, NDA	3,600
83281-89	EXERCISE AND HEALTH STUDIO EQUIP NES MATERIEL PR CENTRE D'EXERCICE ET DE CONDI PHYSIQUE NDA	15,113
83285-90	FISHING TACKLE NES, SPORTSMENS MATERIEL DE PECHE SPORTIVE, NDA	6,078
83289-89	SPORTING AND RECREATION EQUIPMENT NES EQUIPEMENT DE SPORT ET MATERIEL RECREATIF NDA	20,424
83709-90	GAMES AND ENTERTAINMENT EQUIPMENT NES JEUX ET MATERIEL DE DIVERTISSEMENT NDA	6,313
83720-90	TOY CONST SETS, NES JEUX DE CONSTRUCTION NDA	3,439
83733-90	MECHANICAL TOYS NES JOUETS MECANQUES NDA	4,006

## IMPORT DATA TRENDS - TENDANCES DES DONNEES SUR L'IMPORTATION

## SECTION 4 - SELECTED COMMODITIES / NOT FURTHER IDENTIFIED

## SECTION 4 - PRODUITS CHOISIS / NON DENOMMES AILLEURS

COMMODITY CODE CODE DE MARCHANDISE	COMMODITY DESCRIPTION DESCRIPTION DE LA MARCHANDISE	1985 IMPORTS (\$000) IMPORTATIONS
83736-90	ELECTRIC TOYS, NES INCLUDING BATTERY OPERATED JOUETS ELECTRIQUES NDA Y COMPRIS CEUX A PILES	8,430
83739-89	TOY VEHICLES NES VEHICULES, JOUETS NDA	20,681
83789-89	TOY NES JOUETS NDA	106,958
84455-90	CARPETS, TUFTED, NES, IN ROLLS MOQUETTES TUFTEES, NDA, EN ROULEAUX	9,280
84499-89	RUGS, NES TAPIS, NDA	3,674
85019-90	COOKING UTENSILS, NES USTENSILES DE CUISINE NDA	12,267
85039-90	FOOD PREPARATION AND STORAGE UTENSILS NES USTENSILES POUR LA PREPARATION ET CONS DES ALIMENTS NDA	9,087
85049-90	KITCHEN TOOLS & HAND OPTD APPLIANCES NES USTENSILES DE CUISINE & APP MANUELS NDA	10,984
85059-89	TABLE CUTLERY NES, EXC PRECIOUS METALWARE COUVERTS DE TABLE NDA, SAUF ARGENTERIE	5,162
85062-90	TABLEWARE, CERAMIC NES SERVICES DE TABLE EN CERAMIQUE NDA	14,519
85064-90	TABLEWARE, GLASS NES ARTICLES DE TABLE EN VERRE NDA	36,542
85069-90	TABLEWARE, NES ARTICLES DE TABLE NDA	9,814
86404-90	SUITCASES AND TRAVELLING BAGS NES VALISES ET SACS DE VOYAGE NDA	10,669
86499-90	LUGGAGE NES BAGAGES NDA	15,392
86520-90	TOILET AND COSMETIC BRUSHES NES BROSSES POUR SOINS DE BEAUTE ET TOILETTE, NDA	6,336
86549-90	TOILET & DRESSER ARTICLES & SETS NES ARTICLES ET NECESSAIRES DE TOILETTE, NDA	5,717
86712-90	TRAYS, NES, EXC TABLEWARE & PACKAGING TYPE PLATEAUX NDA, SAUF ARTICLES DE TABLE ET D'EMBALLAGE	3,092
86716-90	HOUSEHOLD BASKETS, BOXES, CANS AND BAGS NES PANIERES, BOITES, BOITES METAL, ET SACS, USAGES DOM, NDA	15,426
86728-90	ART & DECORATIVE WARE, CHINA & PORCELAIN NES MATERIEL ARTISTIQUE ET DECORATIF EN FAIENCE ET PORCE NDA	7,853
86732-90	ART & DECORATIVE WARE NES EXC SILVERWARE OBJETS D'ART ET ARTICLES DECORATIFS, NDA SAUF ARGENTERIE	19,025
86799-89	HOUSEHOLD & PERSONAL EQUIPMENT NES EFFETS PERSONNEL, ET ARTICLES MENAGERS, NDA	21,788
87150-89	BLOOD AND BLOOD FRACTIONS, HUMAN USE, NES SANG ET FRACTIONS DE SANG, NDA, USAGE HUMAIN	11,550
87161-90	IMMUNOLOGICAL AGENTS, HUMAN USE, NES AGENTS IMMUNOLOGIQUES, USAGE HUMAIN, NDA	9,623
87223-89	PENICILLIN DERIVS NES, IN DOSAGE, HUMAN USE DERIVES DE PENICILLINE NDA, QUANT. POSOL., USAGE HUMAIN	3,354
87251-90	STREPTOMYCES DERIVS NES, IN DOSAGE, HUMAN USE DERIVES DE STREPTOMYCES NDA, QUANT. POSOL., HUMAIN	14,459
87510-90	HORMONES NES, IN DOSAGE, VETERINARY USE HORMONES, QUANT. POSOL., USAGE VET., NDA	3,023
87525-90	ANTIBIOTICS NES, IN DOSAGE, VETERINARY USE ANTIBIOTIQUES NDA, QUANT. POSOL., USAGE VETERINAIRE	4,155

## IMPORT DATA TRENDS - TENDANCES DES DONNEES SUR L'IMPORTATION

## SECTION 4 - SELECTED COMMODITIES / NOT FURTHER IDENTIFIED

## SECTION 4 - PRODUITS CHOISIS / NON DENOMMES AILLEURS

COMMODITY CODE CODE DE MARCHANDISE	COMMODITY DESCRIPTION DESCRIPTION DE LA MARCHANDISE	1985 IMPORTS (\$000) IMPORTATIONS
87540-90	FEED SUPPLEMENTS CONTAINING ANTIBIOTICS, NES COMPLEMENTS ALIMENTAIRES, ANTIBIOTIQUES, NDA	6,617
87542-90	FEED SUPPLEMENTS CONTAINING NUTRIENTS NES COMPLEMENTS ALIMENTAIRES, AGENTS NUTR NDA	4,776
87549-90	FEED SUPPLEMENTS NES COMPLEMENTS ALIMENTAIRES NDA	7,786
87599-90	VETERINARY MEDICINES, NES, IN DOSAGE MEDICAMENTS VETERINAIRES, QUANT. POSOL. NDA	17,598
87654-90	ANTIHISTAMINICS, IN DOSAGE, HUMAN USE, NES ANTIHISTAMINIQUES, QUANT. POSOL. USAGE HUMAIN, NDA	3,335
87655-90	ANTIHYPERTENSIVES, IN DOSAGE, HUMAN USE, NES ANTIHYPERTENSIFS, QUANT. POSOL. USAGE HUMAIN, NDA	6,586
87660-90	ANTIINFLAMMATORY AGENTS, DOSAGE, HUMAN, NES AGENTS ANTI-INFLAMMATOIRES, QUANT POSOL, US HUMAIN, NDA	4,370
87680-90	ANTINEOPLASTICS NES, IN DOSAGE ANTINEOPLASTIQUES, QUANT. POSOL. NDA	8,153
87736-90	IMMUNOSUPPRESSIVES, IN DOSAGE, NES IMMUNOSUPPRESSIFS, QUANT. POSOL. NDA	3,639
87823-89	OPHTHALMICS, IN DOSAGE, HUMAN USE, NES OPHTHALMIQUES, QUANT POSOL. USAGE HUMAIN NDA	3,111
87886-90	SEDATIVES & TRANQUILIZERS, DOSAGE, HUMAN, NES SEDATIFS ET TRANQUILISANTS, QUANT POSOL. US HUMAIN, NDA	4,543
87997-90	PHARMACEUTICAL PRODS NES, DOSAGE, HUMAN USE PRODUITS PHARMACEUTIQUES, QUANT. POSOL., USAGE HUMAIN, NDA	36,228
88113-90	DRESSING, SURGICAL NES PANSEMENTS CHIRURGICAUX NDA	7,970
88131-90	BLOOD HANDLING/ANALYSE/COLL/PROCESS EQUIP NES MATERIEL DE MANUT., ANALYSE, COL ET TRAIT. DU SANG, NDA	13,601
88181-90	SURGICAL IMPLANTS, NES GREFFES CHIRURGICALES, NDA	45,798
88197-89	MEDICAL/SURGICAL INSTRUMENTS NES, DISPOSABLE INSTRUMENTS MEDICAUX & CHIRURGICAUX STERILES JET NDA	18,287
88199-90	MEDICAL, SURGICAL AND HOSPITAL SUPPLIES NES FOURNITURES MEDICALES, CHIRURGIE/HOPITAUX NDA	71,643
88299-90	DENTAL SUPPLIES NES RECTIFICATEUR DENTAIRE, NDA	24,585
88399-90	OPHTHALMIC GOODS NES EXC EQUIPMENT ARTICLES OPHTHALMIQUES NDA SAUF APPAREILLAGES	6,649
88499-90	HEARING AIDS, NES APPAREIL AUDITIF NDA	6,515
88599-90	ORTHOPAEDIC APPLIANCES NES APPAREILS ORTHOPEDIQUES NDA	7,006
89341-90	BOOKS & PAMPHLETS OTHER THAN ENGLISH, NES LIVRES, BROCHURES, EN TOUTE AUTRE LANGUE QUE L'ANG NDA	33,249
89349-90	BOOKS & PAMPHLETS, ENGLISH ONLY, NES LIVRES ET BROCHURES, EN ANGLAIS SEULEMENT NDA	212,634
89439-90	PICTURE REPRODUCTIONS NES REPRODUCTIONS D'IMAGES NDA	7,827
89490-90	CHILDRENS PICTURE BOOKS NES LIVRES ILLUSTRES POUR ENFANTS NDA	11,882
89520-90	TAGS AND LABELS, PRINTED AND CUT, NES ETIQUETTES IMPRIMEES ET COUPEES, NDA	22,246
89524-90	DESIGNS, PLANS AND BLUEPRINTS NES DESSINS, PLANS BLEUS, NDA	17,247

## IMPORT DATA TRENDS - TENDANCES DES DONNEES SUR L'IMPORTATION

SECTION 4 - SELECTED COMMODITIES / NOT FURTHER IDENTIFIED

SECTION 4 - PRODUITS CHOISIS / NON DENOMMES AILLEURS

<u>COMMODITY CODE</u> <u>CODE DE MARCHANDISE</u>	<u>COMMODITY DESCRIPTION</u> <u>DESCRIPTION DE LA MARCHANDISE</u>	<u>1985 IMPDRTS</u> <u>(\$000)</u> <u>IMPORTATIONS</u>
89589-90	ADVERTISING MATTER, PRINTED NES IMPRIMES PUBLICITAIRES NDA	41,769
89599-90	PRINTED MATTER NES IMPRIMES, NDA	128,889
90109-90	PAPER, CUT TO LESS THAN 17 X 22 INCHES NES PAPIER D'IMPRIMERIE, EN FEUIL DE MOINS DE 17X22" NDA	7,724
90149-90	STATIONERY & PAPER OFFICE SUPPLIES, NES PAPIER POUR FOURNITURES DE BUREAU NDA	5,399
90273-90	DRAUGHTING INSTRUMENTS NES, EXCEPT IN SETS INSTRUMENTS DE DESSIN, NDA, SAUF EN COFFRETS	7,108
90489-89	DESK ACCESSORIES & OFFICE DEVICES NES ACCESSOIRES DE TABLE DE TRAVAIL ET ARTICLES DE BUREAU NDA	8,661
90499-90	STATIONERS AND OFFICE SUPPLIES NES PAPETERIE ET FOURNITURES DE BUREAU, NDA	7,890
91111-89	CAMERAS, STILL, NES APPAREILS PHOTO, NDA	13,869
91149-90	CAMERA ACCESSORIES, PHOTOGRAPHIC NES ACCESSOIRES D'APPAREIL PHOTOGRAPHIQUE, NDA	16,232
91219-90	PROJECTION APPARATUS & EQUIP, NES APPAREIL ET MATERIEL DE PROJECTION NDA	3,084
91523-90	X-RAY FILM, NES, UNEXPOSED FILM POUR RAYON-X, VIERGE, NDA	17,505
91528-90	PHOTOGRAPHIC PLATES, UNEXPOSED NES PLAQUE PHOTOGRAPHIQUE VIERGE, NDA	7,970
91539-90	UNEXPOSED PHOTOGRAPHIC FILM, NES FILM DE PHOTOGRAPHIE, VIERGE, NDA	64,909
91569-90	PHOTOGRAPHIC PAPER AND CLDTH, SENSITIZED, NES PAPIER ET TOILE PHOTO SENSIBILISE NDA	51,552
91813-90	FILM, MOVIE, EXPOSED, SOLD, NES FILM CINEMATOGRAPHIQUE EXPOSE ET VENDU NDA	3,763
91839-90	FILM & PLATES, STILL PICTURE, EXPOSED NES PELLICULE PHOTO ET PLAQUE EXPOSEES NDA	4,041
91945-90	PHOTOGRAPHIC PROCESSING/FINISHING EQUIP NES APPAREIL POUR LE TRAITEMENT ET LA FINITION PHOTO, NDA	35,374
91999-90	PHOTOGRAPHIC EQUIPMENT AND SUPPLIES NES MATERIEL ET ACCESSOIRE PHOTOGRAPHIQUE, NDA	8,827
92124-90	PIANOS, NES PIANOS NDA	6,905
92199-90	MUSICAL INSTRUMENTS NES INSTRUMENTS DE MUSIQUE, NDA	6,851
93029-90	AMMUNITION NES, FOR FIREARMS MUNITIONS POUR ARMES A FEU NDA	3,762
94149-89	PREFABRICATED STRUCT NES INCL SECTIONS STRUCTURES ET ELEM PREFAB NDA	9,404
94458-90	PINS, NES EPINGLES NDA	3,298
94620-90	SCULPTURES NES, ORIGINAL WORKS OF ART, SOLD SCULPTURES NDA, DEUVRES D'ART ORIGINALES, VENUE	9,239
94630-90	ANTIQUES AT LEAST 100 YEARS OLD NES ANTIQUITES, DE 100 ANS ET PLUS, NDA	40,488
94929-90	ADVERTISING DISPLAYS NES ETALAGES PUBLICITAIRES NDA	12,071
94995-90	NOVELTIES AND ART GOODS NES NOUVEAUTES ET OBJETS D'ART, NDA	7,711


## IMPORT DATA TRENDS - TENDANCES DES DONNEES SUR L'IMPORTATION

## SECTION 4 - SELECTED COMMODITIES / NOT FURTHER IDENTIFIED

## SECTION 4 - PRODUITS CHOISIS / NON DENOMMES AILLEURS

<u>COMMODITY CODE</u> <u>CODE DE MARCHANDISE</u>	<u>COMMODITY DESCRIPTION</u> <u>DESCRIPTION DE LA MARCHANDISE</u>	<u>1985 IMPORTS</u> <u>(\$000)</u> <u>IMPORTATIONS</u>
94999-89	MISCELLANEDUS END PRODUCTS NES PRODUITS FINIS DIVERS NDA	39,300
95029-90	SHIPPING & DISTRIB CDNTAINERS NES, METAL CDNTENEURS METAL. NDA, POUR TRANSP DISTRIB	25,995
95036-90	SHIPPING & DISTRIB CONTAINERS, GLASS NES CONTENANTS EN VERRE, TRANSPORT ET DISTRIBUTION NDA	4,526
95044-90	PAPER BAGS NES SACS DE PAPIER NDA	3,719
95045-89	BDXES/CARTONS, NON-FDLING NES CARTONS/BOITES NON PLIANTS NDA	3,273
95049-90	SHIPPING CONTAINERS, PAPER AND PAPERBOARD NES EMBALLAGES D'EXPEDITION, PAPIER ET CARTON NDA	10,420
95078-90	BOTTLES, PLASTIC NES BOUTEILLES EN PLASTIQUE, NDA	23,698
95079-89	CONTAINERS, PLASTIC, SHIPPING & DISTRIB NES RECIPIENTS ET CONT. EN PLASTIQUE, NDA, LIV. ET DISTRI.	17,064
95086-89	ACCESSORIES NES, FOR CONTAINERS ACCESSOIRES NDA POUR CONTENANTS	7,902
95099-90	CONTAINERS & CONTAINER CLOSURES NES RECIPIENTS, CONTENANTS ET FERMETURES, NDA	6,562
96129-90	RUBBER END PRODUCTS NES PRODUITS FINALS EN CAOUTCHOUC NDA	16,607
96139-90	WOOD END PRODUCTS NES PRODUITS FINIS EN BOIS NDA	12,254
96149-90	PAPER END PRODUCTS NES PRODUITS FINIS EN PAPIER, NDA	32,255
96159-89	TEXTILE END PRODUCTS NES PRODUITS FINIS EN MATIERES TEXTILES, NDA	9,561
96169-90	METAL END PRODUCTS NES PRODUITS FINIS EN METAL NDA	67,211
96179-90	GLASS END PRODUCTS NES PRODUITS FINALS EN VERRE NDA	7,335
96199-90	PLASTIC END PRODUCTS, NES PRODUITS FINALS EN PLASTIQUE, NDA	167,167







## GENERAL KEY-WORD INDEX

This is an index of the major products found in this catalogue. As explained in "Use of Catalogue" (page vii), the commodity code is organized in three levels: three-digit, five-digit and seven-digit, each level becoming more specific. All major groups (three-digit) are listed and cross-referenced. Most families of commodities (five-digit) are listed; however they have not been cross-referenced.

For example, "Games, toys and children's vehicles" (837) and "Games and entertainment equipment not elsewhere specified" (83709) would both be found in this index and indicated as being within the commodity group code (837). However, "puzzles" (83709-50) would not be found in the index since it is very specific. To find it, one would have to look for a more general term such as "games" in the index, and scan through code 837 until the desired product is found.

A more complete index may be found in the *Canadian International Trade Classification Reference Manual* (Statistics Canada Catalogue No. 65-502E).

## INDEX ALPHABÉTIQUE GÉNÉRAL

Il s'agit de l'index des principaux produits énumérés dans le catalogue. Comme il a déjà été expliqué à la section *Comment se servir du catalogue* (p. vii), les codes des marchandises ont été subdivisés en trois groupes (trois chiffres, cinq chiffres et sept chiffres), chacun étant plus précis que le précédent. Les codes des grandes catégories de marchandises (les codes à trois chiffres) ont été indiqués, et un système de renvois a été établi entre eux. La plupart des codes des gammes de produits (les codes à cinq chiffres) sont donnés, mais il n'existe aucun système de renvoi pour ce groupe.

Par exemple, les groupes *Jeux, jouets et véhicules pour enfants* (code 837) et *Jeux et accessoires de divertissement NDA* (code 83709) sont classés dans la catégorie de produits 837; toutefois, le groupe « Casse-tête », très précis, ne figure pas à l'index. Pour le trouver, il faut plutôt se reporter à un terme plus général (comme « jeux ») et poursuivre les recherches dans la catégorie 837 jusqu'à ce qu'on repère le produit voulu.

Un index plus complet se trouve dans le manuel de référence intitulé *Nomenclature canadienne pour le commerce international des marchandises* (NCCI) (publication n° 65-502F au catalogue de Statistique Canada).



## GENERAL KEY-WORD INDEX

PRODUCT DESCRIPTION	COMMODITY GROUP CODE(S)
Abrasive basic products	476
Accessories for containers, except bottle caps	950
Accordions, concertinas & parts	921
Accounting & bookkeeping machines, & parts nes	771
Acetals, hemiacetals, & their derivatives	408
Acetic acid	409
Acetonitrile	411
Acetylsalicylic acid, in bulk	409
Acid dyestuffs	426
Acid-proof brick	472
Acids & oxygen compounds of non-metals, inorganic	401
Acids, organic, their anhydrides, halides, peroxides, peracids & their derivatives	409
Acoustic & ceiling tiles & panels nes	494
Acrylic acid	409
Acrylic broad woven fabrics	375
Acrylic film & sheet	424
Acrylic resins	423
Acrylic yarn	366
Acrylonitrile	411
Acrylonitrile-butadiene-styrene resins	423
Adding machines & parts	771
Additives & additive components for mineral oil	429
Addressing & mail handling machines, & parts	771
Adhesives, including starch & dextrin base adhesives	421
Advertising matter, printed nes	895
Aerial cableways & parts	511
Agricultural chemicals, formulated, insecticides & rodenticides	418
Agricultural edge tools & blades	546
Agricultural machinery, equipment & parts nes	546
Air & gas compressors	507
Air conditioning & refrigeration equipment	655
Air-cooled gasoline engines nes	502
Aircraft assemblies, equipment & parts	605
Aircraft engines	603
Aircraft lighting fixtures & parts	681
Aircraft, complete with engines	601
Aircraft, nes	601
Air heaters, electric, portable	653
Air mattresses	740
Air motors & parts	502
Alarm & signal systems & parts, nes	720
Alarm clocks nes	820
Alcohols & their derivatives nes	407
Alcohols & their derivatives	407
Aldehyde-function compounds nes	408
Aldehydes, phenols, ethers, ketones & their derivatives	408
Aldrin, technical	406

## INDEX ALPHABÉTIQUE GÉNÉRAL

DESCRIPTION DES PRODUITS	CODE GROUPE DE MARCHANDISES
Abat-jour, supports d'abat-jour, et pièces nda	681
Abrasifs artificiels	476
Abricots en conserve	078
Accessoires d'appareils de prises de vues	911
Accessoires de billard et pièces	832
Accessoires de canalisation et de câble	495
Accessoires de classement, nda	901
Accessoires de couture et objets de mercerie, nda	944
Accessoires de four, poterie	479
Accessoires de garde-robe	867
Accessoires de meubles, d'armoires et de cercueils	465
Accessoires électriques pour la préparation des aliments, et pièces, nda	697
Accessoires et pièces de transformateur	683
Accordéons, concertinas, et pièces	921
Accouplements hydrauliques et pièces	504
Accouplements, accessoires de tuyaux, sans tuyaux	493
Accumulateurs à pile à liquide	693
Accumulateurs au nickel-cadmium et accumulateurs alcalins	693
Acétal, hémiacétal, et dérivés	408
Acétate de cellulose	423
Acétobutyrate de cellulose	423
Acétonitrile	411
Acide acétique	409
Acide acétylsalicylique, en vrac	409
Acide acrylique	409
Acide azélique	409
Acide benzoïque	409
Acide borique et oxyde de bore	401
Acide crésylique	408
Acide formique	409
Acide fumarique	409
Acide gras de tall oil	395
Acide inorganique et composés d'oxygène	401
Acide inorganique et composés d'oxygène de produits non métalliques	401
Acide isophtalique	409
Acide lactique	409
Acide laurique	409
Acide méthacrylique	409
Acide naphthénique	429
Acide oléique	409
Acide organique, anhydride, halide, peroxyde, peracide, et dérivés	409
Acide oxalique	409
Acide phtalique, dérivés	409
Acide propionique	409
Acide stéarique	409
Acide sulfurique, y compris oléum	401
Acide tartarique	409
Acier et fer primaires	442
Acier, barres et tiges	444

PRODUCT DESCRIPTION	COMMODITY GROUP CODE(S)	DESCRIPTION DES PRODUITS	CODE GROUPE DE MARCHANDISES
Ale, lager, porter & stout	172	Acier, profilés de construction	
Aluminum & aluminum alloy fabricated material	451	et palplanches	446
Aluminum, including alloys	451	Acier, tôles, feuilles et feuillards	445
Aluminum sulphate	403	Acrylonitrile	411
Amine function compounds	411	Additifs et composés additifs pour l'huile minérale	429
Ammeters, voltmeters, ohmmeters	702	Adhésifs, y compris adhésifs à base d'amidon et de dextrine	421
Ammonia	402	Aéronefs civils, ailes fixes	601
Ammonium sulphate	416	Aéronefs complets, avec moteurs	601
Ammunition	930	Aéronefs, appareils d'éclairage et pièces	681
Ammunition, firearms, weapons & fire control equipment	930	Aéronefs, assemblages, équipement et pièces	605
Anchors for vessels	593	Aéronefs, moteurs	603
Angles, carbon steel	446	Aéronefs, nda	601
Animal charcoal	429	Agents tannants synthétiques, nda	396
Animal grease nes	391	Agents tensio-actifs, composés	429
Animal oils & fats nes	391	Aiglefin, merlu, brosmes et goberge, frais ou congelé	030
Antibiotics nes, in bulk	413	Aiguilles de machines à coudre de ménage	862
Antimony oxides	402	Aiguilles, boutons, épingles et objets de mercerie divers	944
Anvils, vises & parts	755	Aiguilles, sauf aiguilles pour machines	944
Apparel accessories nes	789	Alcool butylique ordinaire	407
Apparel, miscellaneous	788	Alcool et dérivés, nda	407
Apples, canned, including applesauce	078	Alcool gras, nda	407
Appliances, cooking & warming food, electric	661	Alcool iso-octylique isomère	407
Appliances, cooking & warming food, non-electric equipment	662	Alcool méthylique	407
Appliances, electric equipment, miscellaneous	697	Aldéhyde, phénol, éther, cétone et dérivés	408
Appliances, laundry equipment, domestic	698	Aldrine technique	406
Apricots, canned	078	Ale, bière, porter et stout	172
Architectural & structural metal products	461	Aléseuses de métallurgie et pièces	523
Arc weld electrodes	467	Aliments complets pour chiens et chats	157
Art & decorative ware	867	Aliments pour nourrissons et bébés	142
Artificial abrasives	476	Alliages de magnésium	459
Artificial limbs & parts	885	Alliages de zirconium	459
Artificial ornamental flowers, fruits, etc.	949	Allumettes, sauf allumettes en pochettes	866
Artificial teeth, dentures & parts	882	Aluminium en feuilles transformé	469
Artists' materials	905	Aluminium, y compris alliages	451
Art works & collectors' items	946	Amidon de maïs	062
Asbestos & asbestos-cement basic products	474	Amidon et farine de pomme de terre	069
Asparagus, canned	095	Amidons industriels	429
Athletic footwear nes	798	Ammoniaque	402
Attachments for domestic sewing machines	862	Ampèremètres, voltmètres, ohmmètres	702
Augers, bits, braces, hand drills & gimlets	752	Amplificateurs de son, sauf pièces	634
Automobiles and chassis, passenger	581	Ampoules de lampes électriques	473
Automotive chemicals nes	429	Ampoules pour phares scellés	682
Automotive type lighting fixtures & parts	681	Ampoules pour tubes électroniques	473
Aviation gasoline	431	Ancres pour navires	593
Aviation turbine fuel	432	Animaux rembourrés	837
Axes & hatchets	752	Antennes réceptrices et leurs installations, sauf pièces	637
Azelaic acid	409	Antibiotiques, nda, en vrac	413
Azoic dyestuffs	426	Appareils convertisseurs, et pièces	688
Baby carriages, strollers, sulkies, go-carts & parts	867	Appareils d'éclairage à incandescence	681
Back hoe attachment units & parts	521	Appareils d'éclairage électriques à incandescence pour voitures, et pièces	681
Backing paper for decalcomania transfers	352		

PRODUCT DESCRIPTION	COMMODITY GROUP CODE(S)	DESCRIPTION DES PRODUITS	CODE GROUPE DE MARCHANDISES
Bacon, cured	013	Appareils d'éclairage électriques et lampes portatives, et pièces	681
Bag, case & strap leather	306	Appareils d'éclairage électriques ou fluorescents et lampes portatives	681
Bakery machinery & parts	528	Appareils d'éclairage non électriques, et pièces, nda	949
Bakery ovens & parts	505	Appareils d'épuration des eaux et des eaux d'égout, et pièces	720
Bakery products nes	064	Appareils de chauffage, brûleurs à combustibles	654
Baler twine	369	Appareils de chauffage à air chaud, et pièces, nda	652
Ball bearings, unmounted nes	504	Appareils de chauffage à eau chaude et à vapeur, et pièces, nda	651
Balls for sports & games nes	832	Appareils de chauffage, nda	653
Ball-point pens	902	Appareils de chauffage, poêles de chauffage, radiateurs et chauffe-eau	653
Bandage, surgical gauze, absorbent cotton dressing	881	Appareils de climatisation de l'air et de réfrigération	655
Barbed wire	449	Appareils de gymnastique, et pièces	832
Barium carbonate	404	Appareils de nettoyage, cireuses et sableuses électriques	692
Barrels & kegs, wooden	950	Appareils de nettoyage électriques, nda	692
Barrels, drums & casings metal & parts	950	Appareils de nettoyage non électriques, et pièces	763
Bars & rods, steel	444	Appareils de plomberie et appareils sanitaires	671
Base stock for sensitizing paper	352	Appareils de prises de vues animées, cinématographiques	911
Basic dyestuffs nes	426	Appareils de prises de vues fixes	911
Basic hardware nes	465	Appareils de projection, agrandisseurs et accessoires	912
Bath mats & bath mat sets, cotton terry	848	Appareils de projection, et pièces, nda	912
Bath mats, towels, washcloths & related articles	848	Appareils de prothèse auditive, et pièces	884
Bathing suits, except knitted	783	Appareils de radio émetteurs récepteurs, sauf pièces	634
Bathing suits, knitted	784	Appareils de radiographie et appareils connexes, et pièces	709
Bathrobes, dressing gowns & housecoats	783	Appareils de réfrigération commerciaux, nda	655
Bath tubs	671	Appareils de réfrigération de liquides	655
Batteries nes	693	Appareils de réfrigération et de climatisation	655
Battery carbons	477	Appareils de réfrigération pour camions	655
Battery parts of rubber	325	Appareils de sonar, de sondage par les échos, appareils connexes, et pièces	634
Batts, batting, wadding & felt	360	Appareils de vérification et d'essais des propriétés physiques	709
Beans, canned	095	Appareils électriques pour cuire ou réchauffer les aliments, nda	661
Bearing pile, carbon steel	446	Appareils électroménagers de mise en pli, et pièces	697
Bearings & parts	504	Appareils et accessoires électriques, et pièces, nda	697
Beauty & barber shop equipment & parts	730	Appareils et instruments d'optique	707
Bedding	846	Appareils et instruments pour voies urinaires	881
Bedding, textile nes	846	Appareils et matériel télégraphiques et pièces spéciales	634
Bedspreads, textile	846		
Beef & veal, canned nes	017		
Beeswax	394		
Bells, chimes & gongs nes	961		
Belting, textile, not rubberized	381		
Belts & belting, rubber	321		
Benzoic acid	409		
Benzol, benzene	406		
Beverage dispensers	740		
Beverage industries machinery & parts	528		
Beverages, alcoholic	172-173		
Beverages, non-alcoholic	171		
Bicycle saddles	611		
Bicycles	611		
Billfolds, wallets & coin purses	789		
Billiard equipment & parts	832		
Binders, forage harvesters & parts	543		
Binder twine	369		
Binoculars & parts, except lenses	707		
Biscuits & cookies, except soda biscuits	064		

PRODUCT DESCRIPTION	COMMODITY GROUP CODE(S)	DESCRIPTION DES PRODUITS	CODE GROUPE DE MARCHANDISES
Bituminous mixing & paving equipment & parts	522	Appareils et matériel téléphoniques et pièces spéciales	634
Blackboards	740	Appareils et pièces pour microfilms	919
Blankets	846	Appareils ménagers d'élimination des ordures ménagères, électriques	697
Blankets or blanketing for the printing industry	526	Appareils ménagers de blanchissage, et pièces, nda	698
Blanks for table cutlery	469	Appareils non électriques pour cuire et réchauffer les aliments, nda	662
Bleaching & dyeing machinery & parts	527	Appareils orthopédiques et pièces	885
Blended fruit juices, not concentrated	074	Appareils photographiques	911
Blends of essential oils	397	Appareils pour traitement et finition de pellicules, pour appareils à vues fixes et animées, et pièces	919
Blocks, building & hollow tiles	472	Appareils sanitaires et installations de plomberie	671
Blocks, rods & like shapes, plastic	425	Appareils source d'alimentation	639
Blood handling, analysing, collecting & processing supplies	881	Apprêts de colophane	399
Blooms, billets & slabs, steel	442	Argent	455
Blotting paper	352	Argenterie et bijouterie	810
Blouses & shirts, knitted	784	Argenterie et or, nda	810
Blouses, except knitted	783	Argiles et terres activées	429
Blowers, vacuum pumps & compressors, air & gas	507	Armes à feu, nda, accessoires, et pièces	930
Blueprint & whiteprint process equipment & parts	919	Armes, armes à feu, munitions et matériel de conduite du tir	930
Blueprints, plans & designs	895	Armoires à aliments congelés	655
Board, building	357	Articles d'ameublement et fournitures de maison	849
Board, wet machine	358	Articles d'art et de décoration	867
Boat & ships sub-assemblies, parts, attachments & accessories	593	Articles d'artiste	905
Boats & ships	591	Articles de chasse, et pièces	832
Boilers, power	501	Articles de collectionneurs et œuvres d'art	946
Bolts, nuts, nails, screws & basic hardware	465	Articles de coutellerie, nda	758
Bonded non-woven fabrics	381	Articles de divertissement et de sport	832
Bookbinding machinery, equipment & parts	526	Articles de fumeur, nda	866
Book matches	866	Articles de fumeur et allumettes, sauf tabac et bijoux	866
Books & pamphlets	893	Articles de nouveautés et objets d'art	949
Boot & shoe cut stock & shoe findings	492	Articles de plomberie et appareils sanitaires	671
Boot & shoe polishes & dressings	800	Articles de sport et de divertissement	832
Boots & shoes	791	Articles de table	850
Boric acid & boric oxide	401	Articles de table, ustensiles de cuisine, et coutellerie, sauf argenterie	850
Boring machines, metalworking, & parts	523	Articles de tennis, de squash et de badminton, et pièces, nda	832
Bottle caps	950	Articles de toilette, préparations de nettoyage et produits chimiques spéciaux pour la maison	800
Bottle machinery	509	Articles de voyage	864
Bottles for alcoholic beverages, glass	950	Articles divers de pharmacie en caoutchouc	961
Boxboard	356	Articles et accessoires de sport et de divertissement, et pièces, nda	832
Boxes, paperboard	950	Articles ménagers, personnels, et pièces, nda	867
Braided rugs & mats	844	Articles ophtalmiques	883
Braids	383	Articles personnels et ménagers, divers	867
Brandy	173		
Brass goods, plumbers', except valves, pipes & fittings	672		
Brass plates, sheet, strip & flat products	452		
Bread boxes, canisters & cookie jars	850		
Breakfast cereal foods	066		
Brewers' & distillers' grains & solubles	155		
Brick, building	472		
Bricks & tiles, clay, & refractories	472		
Bristles, animal, & horsehair, processed	496		
Bristols nes	352		

PRODUCT DESCRIPTION	COMMODITY GROUP CODE(S)	DESCRIPTION DES PRODUITS	CODE GROUPE DE MARCHANDISES
Broad coated fabrics nes	387	Articles pour entrepreneurs de	
Broad woven fabrics	371-377	pompes funèbres	949
Brooms & whisks	761	Ascenseurs et ascenseurs de trottoirs pour	
Brooms, brushes & mops	761	marchandises, et pièces	512
Brushes & mops & parts	761	Ascenseurs et escaliers roulants	512
Brushes, toilet & articles, except silver plated toiletware	865	Ascenseurs pour passagers et escaliers roulants, et pièces	512
Bubble gum	104	Asperges en conserve	095
Builders hardware nes	465	Asphalte et bitume liquides raffinés	439
Building board nes	357	Aspirateurs électriques ménagers	692
Building paper	357	Assaisonnements et tartinages, nda	099
Buildings & structures, prefabricated	941	Assemblages, équipement et	
Bulbs for electric light bulbs	473	pièces d'aéronef	605
Bulbs for electronic tubes	473	Attaches pour skis	832
Bulldozing, angle-dozing & similar equipment & parts	521	Autobus et châssis d'autobus	587
Burners, industrial	505	Automobiles, appareils d'éclairage, et pièces	681
Buses & bus chassis	587	Automobiles, produits chimiques, nda	429
Butadiene	406	Aviveurs optiques organiques	426
Button blanks	496	Bacon	013
Buttons, button backs & button parts	944	Bagues de piston, coulées non ouvrées	443
Buttons, needles, pins, notions & miscellaneous	944	Baignoires	671
Butyl alcohol, normal	407	Balais et époussettes	761
Butylenes	406	Balais, brosses, pinceaux et vadrouilles	761
Cabinets for TV, radio receiving sets & phonographs	639	Balances de maison et pèse-personnes, et pièces, nda	708
Cable insulating paper	353	Balayeuses pour routes et rues, matériel de déneigement, et pièces	522
Cages, animal & bird, & parts	867	Balles de golf	832
Calcium chloride	403	Balles de tennis	832
Calcium hypochlorite	403	Balles pour les sports et les jeux, nda	832
Calcium phosphates	404	Bandages, gazes chirurgicaux et pansements de coton hydrophile	881
Calculating machines & parts	771	Bandes d'acier ordinaire, laminées à chaud, jusqu'à 30 cm de largeur, nda	445
Camera & projection lenses, including mounts	919	Bandes d'ordinateurs	634
Camera accessories	911	Bandes vidéo	634
Cameras, motion picture, cinematographic	911	Barils, bidons de papier ou de carton	950
Cameras, photographic	911	Barres d'armature en béton	444
Cameras, still picture	911	Barres et tiges d'acier	444
Camp, lawn & veranda furniture	740	Barres plates d'acier laminées à chaud	444
Candles	949	Bas élastiques	885
Can making machinery & parts	523	Bas et chaussettes	785
Can openers, hand operated	850	Bas pour femmes	785
Can washing, filling, closing & labelling machinery & parts	509	Bascules, balances et pèse-personnes, et pièces	708
Cans, metal	950	Bateaux et navires	591
Capacitor & condenser tissue	353	Bateaux et navires, assemblages partiels, pièces connexes, pièces et accessoires	593
Capacitors, condensers, electronic, & parts	639	Bâtiments et structures préfabriquées	941
Caps & fuses, explosives	415	Bâtis de meubles, dessus et pièces finies	740
Cap screws	465	Bâtons de golf et pièces, finis	832
Carbon	400	Batteries d'accumulateur, pièces en caoutchouc	325
Carbon, activated	429	Batteries et piles	693
Carbon & graphite basic products, natural & synthetic	477	Bêches et pelles	755
Carbon paper	901	Benzol, benzène	406
Carbonates & percarbonates nes	404	Bétonnières du genre camion, et pièces	522
Carbonizing tissue	353		



PRODUCT DESCRIPTION	COMMODITY GROUP CODE(S)	DESCRIPTION DES PRODUITS	CODE GROUPE DE MARCHANDISES
Carbons or carbon electrodes nes	477	Bicarbonate de sodium	404
Card clothing for textile machinery	527	Bicyclettes	611
Card punching, sorting, tabulating machinery, & parts	771	Bicyclettes, sièges	611
Carnauba wax	394	Bidons de métal	950
Carpets, mats & other floor coverings	844	Bières et cercueils	949
Carpets, rugs, mats & runners nes	844	Bijouterie et argenterie	810
Carrots, canned	095	Bijoux, fournitures, en métal précieux	810
Cars	581	Billes d'aiguisage	443
Cash registers, except computer terminals	771	Bioxyde de titane	427
Caskets & coffins	949	Bioxyde de titane pur	402
Castings & forgings	443	Biscuits et gâteaux secs, sauf biscuits soda	064
Catheters, bougies, drains & sondes	881	Blanc d'Espagne	427
Cattle stalls, pens, stanchions & parts	546	Blanchets ou étoffes pour blanchets employés dans l'imprimerie	526
Caulking, sealing & sound deadening compounds	429	Blocs, joncs et autres formes plastiques	425
Cellulose acetate	423	Blooms, billettes et brames d'acier	442
Cellulose acetate butyrate	423	Blousons	783
Cellulose acetate film & sheet	424	Bœuf et veau en conserve, nda	017
Cellulose nitrate, except explosive grades	423	Bois d'œuvre	331
Cellulose plastics nes	423	Bois, autres matières travaillées en bois	339
Cellulosic film & sheet nes	424	Bois, autres sciages	333
Cellulosics-coated fabrics	387	Bois, contre-plaqué et panneaux de construction	338
Cement & concrete basic products	475	Bois, pâtes de bois et pâtes similaires	340
Centrefire metallic cartridges	930	Bois, rabotages	336
Cereal grain products nes	066	Boissons alcoolisées fermentées, nda	172
Cereal products, other	066	Boissons distillées et spiritueux, nda	173
Cereals, ground & by-products	152	Boissons et liqueurs de fruits	171
Cereals, milled	062	Boissons non alcoolisées, nda	171
Cereals, unmilled	061	Boîtes à pain, boîtes métalliques, boîtes à biscuits	850
Chain	466	Boîtes de sortie d'interrupteurs et connecteurs de boîtes de sortie	495
Chain nes, including shackles & fittings	466	Boîtes et plateaux à œufs de carton	950
Chain, power transmission & conveyor	466	Boîtes, carton dur	950
Chain saws	524	Boîtiers de montres, et pièces	820
Chamois leather & fleshers	306	Borate de sodium	404
Channels, carbon steel	446	Bottes de cowboy	798
Charcoal, wood	339	Bottes et chaussures	791
Charge preparations for fire extinguishers	429	Bottes pour motoneige	794
Charts & maps	894	Bougies d'allumage	689
Cheese, bandage & tobacco cloths, cotton	373	Boulons, écrous, clous, vis et quincaillerie de base	465
Chemical & pharmaceutical products		Bourrages en caoutchouc	325
industries machinery, equipment & parts	529	Bourrelets	496
Chemical elements nes	400	Bourrelets de caoutchouc	325
Chemical specialties, industrial	429	Bouteilles de verre pour boissons alcoolisées	950
Chemical specialties, toilettries & cleaning preparations, household	800	Bouteilles et pots thermos, et pièces	949
Chemical stoneware, except laboratory	961	Bouteilles, fioles et ampoules de matières plastiques	950
Chemically modified oils, fats & waxes	395	Boutons-pression, agrafes et œillets	944
Chemicals agricultural, formulated, insecticides & rodenticides	418	Boutons, aiguilles, épingles et objets de mercerie divers	944
Chemicals, inorganic, other	405	Boutons, disques de boutons et pièces de boutons	944
Chemicals, organic, other	413	Boyaux à saucisse	144
Cherries, frozen	072		
Cherries, in liquid preservative, not canned	076		
Chestnut extract	396		
Chests, kits & sets of a variety of hand tools	755		
Chewing gum nes	104		

PRODUCT DESCRIPTION	COMMODITY GROUP CODE(S)	DESCRIPTION DES PRODUITS	CODE GROUPE DE MARCHANDISES
Children's picture books	894	Bracelets de montres	789
Children's vehicles & parts nes	837	Brandy	173
Children's vehicles, games and toys	837	Bretzels	064
Chipboard & screenings board	356	Briques de construction et tuiles creuses	472
Chlorates & perchlorates	403	Briques et mélanges réfractaires de plastique	472
Chlorides & oxychlorides nes	403	Briques inattaquables aux acides	472
Chlorine	400	Briques réfractaires et formes similaires	472
Chlorites & hypochlorites nes	403	Briques, blocs et tuiles d'argile, nda	472
Chlorobenzene	406	Briques, tuiles et matières réfractaires d'argile	472
Chlorofluorohydrocarbons	406	Briquets et briquets étuis à cigarettes	866
Chloroform	406	Bristols, nda	352
Chocolate, cocoa & preparations	111	Brocheuses et cloueuses industrielles, et pièces	509
Chocolate confectionery nes	104	Bromure d'éthylène	406
Chocolates, packaged	104	Broquettes et broches métalliques, nda	465
Choline	411	Brosses à dents	865
Christmas decorations except lights	949	Brosses de toilette et à cosmétique	865
Christmas tree & colored miniature lamps	682	Brosses et articles de toilette, sauf les articles de toilette plaqués argent	865
Christmas tree lighting sets	681	Brosses et balais à frange	761
Chrome dyestuffs	426	Broyeurs de charbon et pièces	521
Chromium oxides & hydroxides	402	Broyeuses, concasseurs ou rouleaux à grains de type agricole, et pièces	544
Chromium sulphates, including basic	403	Broyeuses et machines à meuler de métallurgie, et pièces	523
Chronometers & special time recorders & parts	820	Brûleurs à combustible liquide ou gazeux, et pièces	654
Cigarette lighters & lighter-case combinations	866	Brûleurs au gaz pour le chauffage, et pièces	654
Cigarette making machinery & parts	528	Brûleurs au mazout pour le chauffage	654
Cigarette-paper books and tubes	866	Brûleurs industriels	505
Cigarette paper, un gummed	353	Bulldozers, angledozers et machinerie semblable, et pièces	521
Cigarettes	183	Butadiène	406
Cigars & similar products	183	Butylène	406
Circuit breakers & parts	684	Cabines de tracteur	551
Civil aircraft, fixed wing	601	Câbles téléphoniques	469
Clams, canned	046	Cacao, chocolat ou préparations	111
Classifiers, mining-quarrying type, & parts	521	Cadenas, y compris clés	465
Clay & concrete product machinery	529	Cadres pour tableaux et photographies	740
Clay bricks, blocks & tiles nes	472	Café	112
Clays & earths, activated	429	Café soluble	112
Cleaning equipment, electric nes	692	Cages pour animaux et oiseaux, et pièces	867
Cleaning equipment, floor polishers & sanders, electric	692	Caisses enregistreuses, sauf ordinateurs satellites	771
Cleaning preparations, toilettries & household chemical specialties	800	Calepins, cahiers, cahiers brouillons et blocs-notes	901
Clock movements & clockwork mechanisms	820	Camions et châssis	583
Clocks & watches	820	Camions tout terrain	587
Clocks nes	820	Camions, châssis de camions et tracteurs routiers commerciaux	583
Clothes dryers	698	Camions, tracteurs, remorques et empileurs industriels, et pièces, nda	514
Coal & petroleum products, other	439	Canalisations pour fils électriques	495
Coal cutting machines & parts	521	Cannes à pêche, et pièces	832
Coal products nes, except chemicals	439	Caoutchouc composé	422
Coal tar & coal pitch	439		
Coats	783		
Cocaine & derivatives, in bulk	413		
Cocoa, chocolate & preparations	111		
Codeine & derivatives, in bulk	413		
Cod, fresh or frozen	030		
Coffee	112		
Coffee preparations	112		

PRODUCT DESCRIPTION	COMMODITY GROUP CODE(S)	DESCRIPTION DES PRODUITS	CODE GROUPE DE MARCHANDISES
Coil chain	466	Caoutchouc régénéré	422
Coin control devices	730	Caoutchouc synthétique et régénéré	422
Coin, currency and cheque handling machinery	771	Caoutchouc synthétique, sauf le latex	422
Coin operated amusement machines & parts	832	Caoutchouc, courroies et matières à courroies	321
Cokes	435	Caoutchouc, feuilles	323
Coke of petroleum & coal	435	Capsules pour bouteilles	950
Cold beverage vending machines & parts	730	Carabines	930
Collecting re-agents for ores, metals or minerals	429	Caractères d'imprimerie, nda	526
Collections & collectors' items nes	946	Caramel	104
Collectors' items & art works	946	Carbonate de baryum	404
Combination back hoe & front end loader machinery	521	Carbonate de potasse	404
Combination mower-conditioners	543	Carbonate de sodium	404
Combination radio-phonograph sets, except parts	637	Carbonate et percarbonate, nda	404
Combine reaper-threshers	543	Carbone	400
Combs	865	Carbone activé	429
Commercial dishwashers & parts	730	Carbone d'éclairage et de soudure	477
Commercial dry cleaning equipment & parts	730	Carbone ou électrodes de charbon, nda	477
Commercial fishing industry equipment & parts nes	529	Carbone pour pile	477
Commercial laundry equipment & parts	730	Carburant à tracteur et carburant diesel	432
Commercial refrigeration units nes	655	Carburant à turbine d'avion	432
Composing room machinery	526	Carburant, nda	431
Compound catalysts	429	Carbures métalliques non agglomérés	476
Compounded rubbers	422	Carottes en conserve	095
Compressors, air & gas, blowers & vacuum pumps	507	Carpettes de caoutchouc pour automobiles	961
Computer tape	634	Carpettes et nattes de chanvre, de jute ou de sisal	844
Concrete block machines & parts	522	Carpettes, nattes, tapis et chemins, nda	844
Concrete construction forms, metal	522	Carreaux pour parquets et murs	494
Concrete mixer-agitators, truck type, & parts	522	Carreaux, couvre-parquets et revêtements de mur	494
Concrete, plaster & mortar mixers	522	Cartes à jouer en feuilles	895
Concrete reinforcing bars	444	Cartes à jouer en paquets	837
Conduit & cable fittings	495	Cartes de souhaits, cartes, photographies, et musique	894
Conduit for electric wiring	495	Cartes postales illustrées	894
Confectionery & sugar preparations	104	Carton	356
Confectionery industry machinery & parts	528	Carton blanchi rigide	356
Construction machinery & parts nes	522	Carton d'emballage pour rouleaux de papier, y compris bandes et têtes	356
Construction toys & parts	837	Carton de base	356
Containers, closures, & parts nes	950	Carton de copeaux et de déchets	356
Converted aluminum foil	469	Carton diélectrique	358
Converted paper nes	359	Carton doublé	356
Converter equipment & parts	688	Carton en pâte pressé	358
Converting paper, miscellaneous furnishes	354	Carton ondulé d'emballage, nda	356
Conveyors & conveying systems	511	Carton pour chaussures, nda	358
Cooking stoves, ranges & ovens, electric	661	Carton, nda	356
Cooking stoves, ranges & ovens, gas	662	Carton-cuir	358
Cooking utensils & parts	850	Cartouches à plomb	930
Cooperage stock	335	Cartouches métalliques à percussion centrale	930
Copolymerization resins nes	423	Cartouches pour stylos à bille	902
Copper & copper alloy fabricated materials	452	Casques de sécurité	788
Copper bars, rods & shapes	452	Catalyseurs composés	429
Copper, including alloys	452	Cathéters, bougies, drains et sondes	881
Copper oxides & hydroxides	402	Céréales apprêtées	066

PRODUCT DESCRIPTION	COMMODITY GROUP CODE(S)	DESCRIPTION DES PRODUITS	CODE GROUPE DE MARCHANDISES
Copper pipe & tubing	452	Céréales moulues et sous-produits	152
Copper plates, sheet, strip & flat products	452	Céréales moulues, nda	062
Copper powder	452	Céréales non moulues, nda	061
Copper, refinery shapes	452	Cerises congelées	072
Copper sulphate	403	Cerises en solutions de conservation,	
Copper wire & cable, not insulated	452	non en conserve	076
Cordage, twine and rope	369	Cétone, phénol, éther, aldéhyde et dérivés	408
Corduroys, cotton	373	Chaînes	466
Core drills & core drill bits, & parts	521	Chaînes pour transmission d'énergie	
Corn, canned	095	et convoyeurs	466
Corn meal & flour	062	Chaînes, nda, manilles d'assemblage et	
Corn oil	393	accessoires de chaînes	466
Corn starch	062	Chambres à air de pneus et autres pneus	625
Correspondence paper & cut paper nes	901	Chamois, cuir et peaux de chamois	306
Corrugating container board nes	356	Chandails et cardigans	784
Costume jewellery nes	810	Chandelles	949
Cotton cordage & twine	369	Chapeaux	786
Cottonseed oil	393	Chapelets, croix et autres parures à	
Cotton yarn & thread	364	caractère religieux	810
Coumarone indene resins	423	Charbon de bois	339
Cove base, plastic or rubber	494	Charbon, dérivés, nda, sauf	
Cover paper	352	les produits chimiques	439
Cowboy boots	798	Chargeurs de fond, et pièces	521
Crabs, canned & fresh or frozen	046	Chargeuses et élévateurs à grains, et pièces	546
Cranes & derricks	513	Chargeuses-niveleuses, chargeuses à	
Crayons, pastel crayons, & artists' charcoal	905	benne frontale, et pièces	521
Cream separators, farm type, & parts	545	Chariots-élévateurs industriels	514
Cresols	408	Charrettes et pièces	611
Cresylic acid	408	Charrues et pièces	541
Crochet, darning, embroidery &		Chasse-neige rotatifs particuliers, et pièces	763
hand-knit cotton	364	Châssis pour téléviseurs, récepteurs de	
Crushing & milling machinery, & parts	521	radio et phonographes	639
Crystals, mounted, & holders	639	Chaudières à air chaud	652
Cultivators, weeders & parts	542	Chaudières à vapeur	501
Curtain & drapery poles & rods	867	Chaudières et fours métallurgiques,	
Curtains & draperies	845	et pièces	505
Cushion covers, textile	849	Chaudières et générateurs à vapeur, nda	651
Cutlery nes	758	Chauffe-eau	653
Cutlery, tableware & kitchen utensils,		Chaussettes et bas	785
except silverware	850	Chaussures d'athlétisme, nda	798
Cut nails, except rail spikes	465	Chaussures d'usage courant, à	
Cutting & forming tools for		empeigne de tissu	798
metalworking machinery	523	Chaussures de caoutchouc et	
Cutting, penetrating & lubricating oils	433	de plastique imperméabilisées	794
Cyanides & complex cyanides nes	404	Chaussures de ski	798
Dairy & cattle feeds, complete	157	Chaussures en bois	798
Dairy & milk product plant machinery, &		Chaussures imperméabilisées	794
parts nes	528	Chaussures, bottes et souliers	791
Decalomania transfers	895	Chaussures, nda	798
Denims, cotton	373	Chaussures, pantoufles et	
Dental instruments & equipment	706	chaussures d'intérieur	793
Dental supplies	882	Chaussures, sandales	792
Derivatives of hydrocarbons nes	406	Chaux vive et hydratée	479
Desk accessories & office devices & parts	904	Cheminées, accessoires, appareils et pièces	867
Detergents, household, powder or liquid	800	Chemins de table et de commode,	
Dextrin & dextrin preparations,		napperons, dessus-de-plat, serviettes	
except adhesives	429	de table	847

PRODUCT DESCRIPTION	COMMODITY GROUP CODE(S)	DESCRIPTION DES PRODUITS	CODE GROUPE DE MARCHANDISES
Dextrose	101	Chemises	783
Diazo, azo & azoxy compounds	411	Chemises et maillots tricotés	784
Dictating, transcribing machines & parts	771	Chemisiers et blouses non tricotés	783
Dictionaries, encyclopaedias & atlases	893	Chemisiers, chemises et blouses tricotés	784
Dies & moulds for plastics machinery	529	Chiffons à essuyer	496
Dies for metalworking machinery nes	523	Chlorate et perchlorate	403
Diesel & semi-diesel engines nes	502	Chlore	400
Diesel & tractor fuel	432	Chlorite et hypochlorite, nda	403
Dimension-sawn stock	333	Chlorobenzène	406
Dinners, pre-cooked, frozen	143	Chloroforme	406
Direct & developed dyestuffs	426	Chlorure de calcium	403
Disc harrows & parts	541	Chlorure de méthyle	406
Dishwashers, electric, domestic	697	Chlorure de potassium	416
Disposable medical & surgical instruments & kits nes	881	Chlorure et oxychlorure, nda	403
Disposable syringes, syringe needles & parts	881	Chocolat en paquets	104
Distilled beverages & spirits nes	173	Chocolat et cacao	111
Distributors & distributor assemblies	689	Choline	411
Dithiocarbamates	412	Chronomètres et horloges enregistreuses, et pièces	820
Dithionites & sulphonylates	403	Cigares et produits semblables	183
Dog & cat feeds, complete	157	Cigarettes	183
Dolls	837	Ciment et mortier réfractaires	472
Dolomite, calcined	472	Cirage et apprêt pour chaussures	800
Doors, iron or steel	461	Cirages, cires et préparations connexes	800
Doors, wood	336	Circuits intégrés	638
Double-knit fabrics	385	Cire d'abeille	394
Drag & spring tooth harrows, & parts	541	Cire de carnauba	394
Draperies & curtains	845	Cire microcristalline	439
Draperies & tapestries except rugs	845	Cires animales et végétales	394
Draughting instruments	902	Cires, huiles et matières grasses modifiées par des moyens chimiques, et dérivés	395
Drawings, etchings & engravings, original	946	Cireuses électriques et pièces	692
Dresses & jumpers	783	Ciseaux, cisailles et rognoirs	758
Dresses, knitted	784	Clés à écrous, et pièces	755
Dressings & spreads nes	099	Clichés galvanotypés	526
Dressings, pickles & sauces	099	Cloches et formes en feutre de poil ou en feutre de poil et laine	389
Drilling machines, metalworking, & parts	523	Cloches et formes en matières non textiles	496
Drilling mud	479	Cloches et formes en matières textiles, nda	389
Drill pipe	448	Cloches, clochettes et gongs, nda	961
Drills, tap, bit, reamer, punch for metalworking machinery nes	523	Clous taillés, sauf crampons de chemin de fer	465
Drills, twills & warp sateens, cotton bleached	373	Cocaïne et dérivés, en vrac	413
Druggists' sundries, rubber	961	Codéine et dérivés, en vrac	413
Drums, cans & cannisters, paper & paperboard	950	Coffrage de puits, neuf	448
Dry cell batteries	693	Coffres, troussees et jeux d'outils à mains divers	755
Duck & allied fabrics, cotton	373	Coffres-forts ignifuges et inviolables, et pièces	740
Dump rakes, side rakes, tedders & parts	543	Coiffures et ganterie	786
Duplicating machine stencils	904	Coke de pétrole et coke de brai	435
Duplicating machines & parts	771	Coke de pétrole et de charbon	435
Duplicating paper, uncut	352	Coke, nda	435
Dust collection, air purification & related equipment & parts	509	Collants	785
Dyeing & tanning materials	396	Collecteurs de poussière, matériel d'épuration de l'air, matériel connexe, et pièces	509
Dyestuffs	426		
Dyestuffs, except dyeing extracts	426		
Earth drilling, boring & related machinery & parts	521		

PRODUCT DESCRIPTION	COMMODITY GROUP CODE(S)	DESCRIPTION DES PRODUITS	CODE GROUPE DE MARCHANDISES
Earthenware tiles, floor & wall	472	Collections et articles de collectionneurs, nda	946
Edge tools, hand, & parts nes	752	Colophane	399
Egg cartons & trays, paperboard & pulpboard	950	Colorants pour aliments	146
Eggs	053	Combinaison-gaine	789
Elastic fabrics, broad woven	377	Commutateurs et pièces, nda	684
Elastic hosiery	885	Complets habillés, de promenade et de sport, non tricotés	783
Elastic knitted or netted fabrics	385	Composés à calfeutrer, à sceller et à insonoriser	429
Electric & electronic industrial machinery, equipment & parts	529	Composés à fonction aldéhyde, nda	408
Electric & electronic property measuring & testing instruments	702	Composés à fonction amine	411
Electrical equipment, appliances & parts nes	697	Composés à fonction azote	411
Electrical insulation board	358	Composés à fonction cétone et quinone	408
Electrical materials, non-current-carrying	495	Composés à fonction nitrile, nda	411
Electrical non-current-carrying wiring material nes	495	Composés à imide ou à fonction imine, nda	411
Electrical properties measuring instruments & parts	702	Composés amines à fonction oxygénée, nda	411
Electric appliances for cooking or warming food nes	661	Composés diazo, azoïque et azoxy	411
Electric blankets & parts	697	Composés hétérocycliques	412
Electric can openers & parts	697	Composés organo-inorganiques et composés hétérocycliques	412
Electric cleaning equipment, floor polishers & sanders	692	Composés pour le traitement de l'huile	429
Electric clocks	820	Composés préparés pour le travail des métaux	429
Electric equipment for internal combustion engines, auxiliary	689	Compresseurs d'air et de gaz, souffleurs et pompes à vide	507
Electric generators & motors	503	Compresseurs de réfrigération et compresseurs nda	655
Electric hair styling equipment, domestic & parts	697	Compteurs à gaz, et pièces	703
Electric induction motors	503	Concentrés et sirops pour boissons non alcoolisées	104
Electric, lamps, except photographic	682	Condensateurs de puissance, et pièces	684
Electric, lighting fixtures & portable lamps	681	Condensateurs de réfrigération	655
Electric lighting fixtures & portable lamps & parts	681	Condensateurs électroniques, et pièces	639
Electric motors, universal & other nes	503	Conducteurs tubulaires pour foreuses	448
Electric toys & parts	837	Cônes de papier	950
Electric welding apparatus & parts	523	Confiserie et préparations à base de sucre	104
Electricity	497	Confiseries au chocolat, nda	104
Electro-medical surgical equipment	706	Confitures, gelées et conserves en boîte	078
Electrodes, solders, wire & rods, welding	467	Congélateurs ménagers	655
Electronic & related equipment components	639	Conserves de fruits, non en boîte, nda	076
Electronic computers & parts	771	Conserves de légumes, non en boîte, nda	094
Electronic equipment components nes	639	Contenants à lait ou à crème glacée de papier et de carton	950
Electronic tubes	638	Contenants hygiéniques pour aliments, de papier ou de carton	950
Electronic, semi-conductors & tubes	638	Conteneurs de distribution et d'expédition	950
Elevators & escalators	512	Contre-plaqué et panneaux de construction en bois	338
Embroidered & ornamented fabrics & bobbinet	386	Convoyeurs et ensembles convoyeurs	511
End products, miscellaneous	949	Convoyeurs pneumatiques, et pièces	511
End products, other, classified by material	961	Copolymères de styrène, nda	423
Engines & turbines	502	Coques en conserve	046
Engines & turbines, general purpose	502	Cordage et ficelle	369
Engines, aircraft & parts	603	Cordage et ficelle de coton	369
Engines, marine & parts	592	Cordage et ficelle de papier	369
Engines, motor vehicle, road & parts	588	Cordage métallique	449

PRODUCT DESCRIPTION	COMMODITY GROUP CODE(S)	DESCRIPTION DES PRODUITS	CODE GROUPE DE MARCHANDISES
Envelopes, not printed	901	Cordage, ficelle et corde	369
Enzymes, in bulk	413	Corde	369
Epoxides & derivatives	408	Corde et fil pour pneus	367
Epoxy resins	423	Cordes pour instruments de musique, nda	921
Escalators & elevators	512	Cornières d'acier carbure	446
Essential oils nes	397	Costumes tricotés	784
Esters, inorganic	410	Coton à crocheter, à reprendre, à broder et à tricoter à la main	364
Ethanolamines	411	Courroies de fibres textiles non caoutchoutées	381
Ethers & derivatives	408	Courroies de textile caoutchouté	387
Ethers, phenols, aldehydes, ketones & their derivatives	408	Courroies en caoutchouc et matière à courroies	321
Ethylene bromide	406	Courroies en cuir	308
Ethylene glycol	407	Coussinets à rouleaux non montés, nda	504
Excavating, dredging & loading machinery & parts nes	521	Coussinets non montés, et pièces	504
Excavator-type cranes & shovels, powered	521	Couteaux de chasse	758
Explosives, fuses & caps	415	Couteaux de poche	758
Extracts, vegetable & wood, gum, other	399	Couteaux, fourchettes et cuillers de table d'acier inoxydable	850
Fabricated materials nes	496	Coutellerie de cuisine et de table, nda	850
Fabrics, broad woven; cotton	373	Coutellerie, autres articles	758
Fabrics, broad woven, man-made fibre	375	Coutellerie, ustensiles de cuisine et articles de table, sauf argenterie	850
Fabrics, broad woven, mixed textile fibres & elastic fabrics	377	Coutils, croisés et satinettes à effet de chaîne de coton, écrus	373
Fabrics, broad woven, one vegetable textile fibre, except cotton	374	Couvertures	846
Fabrics, broad woven, silk	371	Couvertures de voyage pour l'automobile et le paquebot	961
Fabrics, broad woven, wool & hair	372	Couvertures électriques, et pièces	697
Fabrics coated with starch or oleates	387	Couvre-coussins de matière textile	849
Fabrics, other, coated or impregnated	387	Couvre-lits en matières textiles	846
Fabrics, other, knitted	385	Couvre-parquets de plastique	494
Fabrics, other, lace & embroidered	386	Couvre-parquets de vinyle	494
Fabrics, other, narrow	383	Couvre-parquets et revêtements de mur, nda	494
Fabrics, other, special construction	381	Couvre-parquets, carreaux et revêtements de mur	494
Fabrics woven or knitted from paper yarns	381	Couvre-parquets, revêtements de mur de linoléum, nda	494
Fans & air circulators	697	Couvre-parquets, tapis, tapis de pied, carpettes	844
Farinaceous substances nes	069	Crabe en conserve, frais ou congelé	046
Farm dairy machinery, equipment & parts nes	545	Crampons d'acier pour chaussures de sécurité	492
Farm irrigation systems & parts	546	Cravates	789
Farm loaders, attachments for tractors	546	Crayons de plombagine et de couleur, nda	902
Farm milk coolers & parts	545	Crayons marqueurs, feutre	902
Fats, waxes & oils, chemically modified & their derivatives	395	Crayons, pastels et fusains	905
Fatty alcohols nes	407	Crésol	408
Faucets, tub-fillers, showers & combinations	672	Creusets de graphite et de carbone	472
Feed concentrates & complete feeds nes	157	Crics pour véhicules automobiles, et pièces	589
Feed cutter, grinder, crusher & parts	544	Cristaux installés et supports de cristaux	639
Feeders & feed cookers, farm type & parts	546	Cuir pour doublures de chaussures	302
Feeds, complete & feed concentrates	157	Cuir pour empeignes	301
Feeds of animal origin nes	156	Cuir pour gants et vêtements	304
Feeds of vegetable origin nes	155	Cuir pour lacets, trépointes, courroies et d'usage technique	303
Felt, batts, batting & wadding	360		
Felt, except papermakers' felts	360		
Fencing wire, screening & netting	463		
Fermented alcoholic beverages nes	172		
Ferro-alloys	441		
Ferro-alloys nes	441		

PRODUCT DESCRIPTION	COMMODITY GROUP CODE(S)	DESCRIPTION DES PRODUITS	CODE GROUPE DE MARCHANDISES
Ferrochrome	441	Cuir pour rembourrage	306
Ferromanganese, including spiegeleisen	441	Cuir pour sacs, étuis et courroies	306
Ferrosilicon	441	Cuir pour semelles et déchets	303
Ferrotungsten	441	Cuir, matières travaillées	308
Ferrovandium	441	Cuir, nda	306
Fertilizer making & mixing machinery, equipment & parts	529	Cuisinières, fourneaux de cuisine et fours à gaz ménagers	662
Fertilizers & fertilizer materials nes	416	Cuisinières, fourneaux de cuisine et fours électriques ménagers	661
Fibrous glass basic products	473	Cuivre en barres, tiges et profilés	452
Files & rasps	752	Cuivre en plaques, feuilles, feuillards et produits plats	452
Filing accessories nes	901	Cuivre en profilés d'affinage	452
Film & sheet, plastic	424	Cuivre, y compris alliages	452
Film, photographic, exposed	918	Cultivateurs de jardin, et pièces	763
Film, photographic, unexposed & plates, paper & cloth	915	Cultivateurs, sarcloirs, et pièces	542
Filter paper	352	Cuvettes de wc ou wc complètes	671
Fine paper nes	352	Cyanure de sodium	404
Firearms, ammunition, weapons & fire control equipment	930	Cyanures et cyanures complexes, nda	404
Firearms nes, parts and accessories for firearms	930	Cyclomoteurs et scooters à moteur	587
Fire brick & similar shapes	472	Cylindres à gaz de métal, et pièces	950
Fire fighting equipment & parts nes	720	Cylindres hydrauliques, et pièces	504
Fire hose, with or without couplings	493	Cylindres moulés, sablés ou en fonte coulée pour laminier le fer ou l'acier	523
Fireplace fixtures, equipment & parts	867	Cylindres pour usines de laminage	523
Fish & fish products, canned nes	044	Débarbouillettes, serviettes, descentes de bain et ensembles, nda, sauf caoutchouc	848
Fish & marine animal oil	392	Déchets et déchets de résines synthétiques	423
Fish meal	156	Décalcomanies	895
Fish nets	961	Décalcomanies, papier de support	352
Fish netting	381	Décorations de Noël, sauf lumières	949
Fish preparing machinery & parts	528	Défonceuses, et pièces	522
Fish products	030-049	Denim	373
Fish steaks	039	Dentelles	386
Fish, pickled nes	043	Dérivés du pétrole et du charbon, autres	439
Fish, salted and/or dried	042	Descentes de bain et ensembles de descentes de bain en tissu-éponge	848
Fish, smoked	041	Descentes de bain, serviettes, débarbouillettes, et articles connexes	848
Fishery foods & feeds nes	049	Dessins, gravures et estampes originaux	946
Fishing rods & parts	832	Détersifs pour usage domestique pulvérisés et liquides	800
Fishing tackle & parts nes, for sportsmen's use	832	Dextrine et préparations à base de dextrine, sauf matières adhésives	429
Fixtures & furniture	740	Dextrose	101
Fixtures, plumbing & sanitary ware	671	Diamants taillés, mais non sertis	478
Flannels napped fabrics, cotton	373	Dictionnaires, encyclopédies et atlas	893
Flashlights, penlights & parts	681	Disjoncteurs et pièces	684
Flat bars, steel hot rolled	444	Dispositifs de câblage, et pièces	688
Flat bed cylinder presses & parts	526	Dispositifs de changement de vitesse, mécanismes d'accélération et de diminution de la vitesse, et pièces	504
Flat irons, electric, & parts	698	Disques de phonographe et disques vierges	637
Flavouring extracts & essences	146	Distributeurs automatiques de boissons chaudes, et pièces	730
Flavouring powders	146		
Floor & wall tiles	494		
Floor coverings other, carpets & mats	844		
Floor polishers, electric, & parts	692		
Floor sanders, electric, & parts	692		
Flooring & wall covering nes	494		
Flooring, hardwood	336		
Flooring, tiling & wall covering	494		
Flour & grist mill machinery, & parts	528		



PRODUCT DESCRIPTION	COMMODITY GROUP CODE(S)	DESCRIPTION DES PRODUITS	CODE GROUPE DE MARCHANDISES
Fluorescent & electric discharge lighting fixtures	681	Distributeurs automatiques de boissons froides, et pièces	730
Fluorescent lamp ballasts & transformers	683	Distributeurs automatiques, et pièces	730
Fluorescent lamps, bulbs & tubes	682	Distributeurs de boissons	740
Fluorides & other fluorine salts	403	Distributeurs de pièces de monnaie	730
Foamed & expanded plastics basic shapes	425	Distributeurs et ensembles de distributeurs	689
Foam glass	473	Dithiocarbamate	412
Foam-laminated fabrics	381	Dolomite calcinée	472
Foam rubber & sponge rubber sheeting	323	Draps de lit, sauf tissus caoutchouc	846
Food choppers	850	Eaux minérales naturelles et artificielles	171
Food colourings	146	Ébauches de boutons	496
Food, drug & cosmetic dyestuffs	426	Ébauches ou plaquettes de carbure métallique	476
Food preparation & storage utensils nes	850	Ébauches pour coutellerie de table	469
Food preparation appliances, electric, & parts nes	697	Échangeurs d'ions, sauf résines synthétiques	429
Food preparations nes	146	Échangeurs thermiques industriels, et pièces	509
Food preparations, frozen, pre-cooked	143	Écrèmeuses de type agricole, et pièces	545
Food preparations, materials	144	Écrins	949
Food products machinery, equipment & parts nes	528	Écrous auto-bloquants, contre-écrous, nda	465
Foods, infant & junior	142	Électricité	497
Footwear, boots & shoes	791	Électrodes de graphite	477
Footwear nes	798	Électrodes pour soudure à l'arc	467
Footwear, rubber & plastic, waterproof	794	Électrodes, fils métalliques, tiges, soudure	467
Footwear, sandals	792	Éléments chauffants d'appareils de cuisson électrique	661
Footwear, slippers & house footwear	793	Éléments chimiques non métalliques, nda	400
Forging & stamping machinery, metalworking, & parts	523	Éléments chimiques, nda	400
Forgings & castings	443	Éléments de matériel électronique, nda	639
Formaldehyde & paraformaldehyde	408	Éléments radioactifs et isotopes fixes, nda	405
Formic acid	409	Embarcations de plaisance et de sport	591
Foundation garments	789	Empileurs industriels, camions, tracteurs et remorques	514
Foundry equipment & parts nes	509	Enclumes, étaux, et pièces	755
Foundry facings	479	Encre d'imprimerie	429
Fountain pens, mechanical pencils & sets	902	Encre de rotogravure	429
Fourdrinier wire cloth	463	Encre, sauf encre d'imprimerie	904
Freezers, household size	655	Engins de pêche et pièces, nda, pour pêche sportive	832
Freight & sidewalk elevators, & parts	512	Engrais azotés, nda	416
Freshwater fish, fresh or frozen nes	030	Engrais et matières fertilisantes, nda	416
Friction tape of textile materials	387	Engrais phosphates	416
Front end loaders, front end shovels & parts	521	Engrenage, transmission d'énergie, et pièces	504
Frozen food cabinets	655	Enseignes et réclames, nda	949
Fruit drinks & nectars	171	Ensembles de table	847
Fruit juice concentrates	075	Ensembles turbo-générateurs	503
Fruit juices, not concentrated nes	074	Enveloppes non imprimées	901
Fruit pies, frozen	143	Enzymes, en vrac	413
Fruits & berries, dried nes	073	Épandeurs d'engrais, et pièces	541
Fruits & berries, frozen nes	072	Épingles	944
Fruits & products, canned nes	078	Épingles et pinces à cheveux	865
Fruits other than fresh & fruit juices	072-078	Épingles, boutons, aiguilles et objets de mercerie divers	944
Fruits, preserved, not canned nes	076	Époxyde et dérivés	408
Fuel burning equipment & parts nes	654	Équipement d'embouteillage	509
Fuel oil	432	Équipement de hockey sur glace, et pièces, sauf gants et casques protecteurs	832
Fumaric acid	409		
Fumigants nes	418		
Fungicides	418		
Fur goods, apparel	788		

PRODUCT DESCRIPTION	COMMODITY GROUP CODE(S)	DESCRIPTION DES PRODUITS	CODE GROUPE DE MARCHANDISES
Furnaces & ovens for metallurgical operation & parts	505	Équipement de maison, de jardin et de parc, autres	763
Furnaces, kilns & ovens, industrial	505	Équipement de ski, et pièces	832
Furnaces, warm air	652	Équipement de terrains de jeux et de parcs d'amusement	832
Furnishings & supplies, house, other	849	Équipement pour l'industrie de la pêche commerciale, et pièces, nda	529
Furniture & fixtures nes	740	Escaliers roulants et ascenseurs	512
Furniture, cabinet & casket fittings	465	Essence	431
Furniture covers, textile	849	Essence d'avion	431
Furniture frames, tops & finished parts	740	Ester et dérivés d'acides à fonction oxygène, nda	409
Furs, dressed	310	Ester inorganique, nda	410
Furs, dressed & fur fabricated materials	310	Étagères et casiers	740
Fuses & caps, explosives	415	Étain en blocs, saumons et barres	456
Fuses, fuse plugs & cutouts, electric	684	Étain, y compris alliages	456
Games & entertainment equipment nes	837	Étamines, bandages et blagues à tabac de coton	373
Games, toys and children's vehicles	837	Étaux-limeurs/machines à fabriquer les engrenages de métaux et machines de métallurgie, et pièces	523
Garbage disposal units, electric	697	Éthanolamine	411
Garden, home & park equipment, other	763	Éther et dérivés	408
Garden rakes	755	Éther, phénol, aldéhyde, cétone, et dérivés	408
Garden tillers & parts	763	Éthylène glycol	407
Garden tools nes	755	Étiquettes et emballages de papier	895
Gas burners, heating type, & parts	654	Étoupe	496
Gas chromatography equipment & accessories	705	Éviers, sauf éviers de service	671
Gas cylinders, metal, & parts	950	Excavateurs, machines à draguer et chargeurs, et pièces, nda	521
Gas meters & parts	703	Explosifs, mèches et amorces	415
Gas turbines & parts	502	Explosifs préparés et explosifs, nda	415
Gaskets, except rubber & asbestos	496	Extincteurs à main, et pièces	720
Gasoline	431	Extrait de châtaigne	396
Gasoline engines, marine type, & parts	592	Extrait de malt, sirop de malt et poudre de sirop de malt	146
Gasoline engines nes	502	Extraits de gommages de bois et de végétaux, nda	399
Gears, power transmission & parts	504	Extraits et essences aromatiques	146
Gelatin	144	Extraits naturels employés pour le tannage et la teinture, nda	396
Gelatin, inedible	429	Familiales, neuves	581
Gem diamonds, cut but unset	478	Farine de poissons	156
Gems & ornamental stones, natural, synthetic & imitation	478	Farine de soya	069
General purpose industrial machinery	509	Faucheuses et conditionneurs combinés	543
Generators & alternators	689	Faucheuses, et pièces	543
Generators & motors, electric	503	Fauteuils roulants d'invalides, et pièces	885
Generators, alternating current	503	Fenêtres et événements pour roulottes	589
Geophysical & mineral prospecting equipment & parts	709	Fenêtres et volets de métal	461
Gin	173	Fenêtres isolantes à vitres multiples étanches à l'air	473
Ginghams, cotton	373	Fenêtres, châssis; cadres de portes, de fenêtres et de châssis en bois	336
Glass basic products	473	Fer éponge et fer primaire, nda	442
Glass end products nes	961	Fer et acier primaires	442
Glass fabrics	381	Fermetures à coulisse ou sans agrafes ou tirettes, et pièces	944
Glass industrial machinery & equipment	529		
Glass mirrors	961		
Glass yarn	366		
Globes, geographic & topographical & parts	894		
Glove & garment leather	304		
Gloves & protective headgear, athletic nes	832		
Gloves, mittens & headwear	786		
Gloves, rubber	786		
Gloves, work & special purpose nes	786		
Glucose syrup (food grade)	101		

PRODUCT DESCRIPTION	COMMODITY GROUP CODE(S)	DESCRIPTION DES PRODUITS	CODE GROUPE DE MARCHANDISES
Glycerin	429	Ferro-alliages, nda	441
Glycosides & derivatives	413	Ferrochrome	441
Gold	455	Ferromanganèse, y compris	
Gold coin	961	la fonte spiegeleisen	441
Golf balls	832	Ferrosilicium	441
Golf clubs & finished parts	832	Ferrotungstène	441
Golf shafts of seamless steel, not plated	469	Ferrovandium	441
Graders & road scrapers & parts	522	Fers à repasser électriques, et pièces	698
Grain drills & parts	541	Feuilles de caoutchouc mousse et	
Grain loaders & elevators, & parts	546	de caoutchouc spongieux	323
Granite, shaped or dressed	471	Feuilles de caoutchouc, nda	323
Grape juice concentrates, not frozen	075	Feuilles de plastique renforcées,	
Grape wines	172	sauf laminées	425
Graphite & carbon basic products, natural & synthetic	477	Feuilles de ressemelage et feuilles de bouts	323
Graphite & carbon brush stock & brushes	477	Feuilles et bandes d'acier	445
Graphite & carbon crucibles	472	Feuilles, bandes et feuillards d'acier	445
Graphite & other carbon refractories nes	472	Feutre, ouate et bourre en masse	
Graphite electrodes	477	ou en feuilles	360
Greaseproof & glassine paper	354	Feutres de papetier en matières textiles	381
Greases & oils, lubricating	433	Feutres, sauf feutres de papetier	360
Greeting cards, music, maps & pictures	894	Fibres de verre	381
Grey iron castings & grey iron alloy castings	443	Fibres végétales pour brosses	496
Grills & air diffusers, metal nes	461	Fibres vulcanisées en rouleaux	
Grinding balls	443	ou en feuilles	424
Grinding machinery & grinders, metalworking, & parts	523	Ficelle d'engrègement	369
Ground cereals & by-products	152	Ficelle de bottelage	369
Gum, wood & vegetable extracts nes	399	Ficelle, cordage et corde	369
Gummed paper	359	Fil barbelé	449
Gunpowder & similar powder	415	Fil de coton	364
Gymnasium equipment & parts	832	Fil de fibres acryliques	366
Gypsum lath, wallboard & basic products	479	Fil de lin	365
Hacksaw blades	752	Fil de poils, nda	363
Haddock, hake, cusk & pollock, fresh or frozen	030	Fil et câbles de cuivre non isolés	452
Hairpins & bobby pins	865	Fil et câbles isolés, nda	469
Hair yarn nes	363	Fil métallique d'acier	449
Halibut, fresh or frozen	030	Fil métallique pour clôture et produits	
Halogen & sulphur compounds of non-metals	405	de toile métallique	463
Hammers, hand	755	Fil pour le téléphone, la radio et la télévision	469
Hams, canned	017	Fil pour sutures, aiguilles pour sutures et	
Hand fire extinguishers & parts	720	aiguilles munies de fil	881
Handkerchiefs	789	Fil, câbles et cordage de fer et d'acier	449
Hand saws, saw blades & saw parts nes	752	Fil, toile et treillis métalliques	463
Hand tool handles, wood	339	Filé de jute	365
Hand tools & parts nes	755	Filé de laine	363
Hard board	357	Filé et fil de fibres artificielles	366
Hard rubber fabricated materials nes	325	Filé et fil de fibres végétales, nda	365
Hardware basic, bolts, nuts, nails & screws	465	Filé et fil de nylon	366
Harvesting machinery	543	Filé ou fil de caoutchouc revêtu ou non	325
Hat & cap materials, non-textile nes	496	Filé, fil et cordes de soie	362
Hat braids, textile	389	Filés de fibres de verre	366
Hats	786	Filés de polyester	366
Haying machinery & parts nes	543	Filés de rayonne, viscosse ou acétate	366
Headwear, gloves & mittens	786	Filés et fibres de fils mélangés et mixtes, nda	367
		Filés et fils d'autres fibres végétales	365
		Filés et fils de coton	364
		Filés et fils de fibres artificielles	366

PRODUCT DESCRIPTION	COMMODITY GROUP CODE(S)	DESCRIPTION DES PRODUITS	CODE GROUPE DE MARCHANDISES
Hearing aids & parts	884	Filés et fils de fibres, mél. et mix., y compris filés pour pneus	367
Heat exchangers, industrial, & parts	509	Filés et fils, laine ou poil	363
Heat sealing machinery & parts	509	Filés et fils, soie	362
Heating boilers & steam generating units nes	651	Filés mélangés de polyester et de coton	367
Heating elements for electric cooking appliances	661	Filés mélangés et mixtes contenant de la laine	367
Heating equipment, fuel burning	654	Filés polypropylène	366
Heating equipment, hot water & steam, & parts nes	651	Filet métallique, y compris filet d'armature	463
Heating equipment nes	653	Filets de pêche	961
Heating equipment, stoves, space heaters & water heaters	653	Film cinématographique vendu au consignataire, exposé	918
Heating equipment, warm air, & parts nes	652	Film vierge pour cinématographe	915
Heating stoves & space heaters, fuel oil	653	Films pour radiographie	915
Heating stoves & space heaters nes	653	Fils métalliques pour clôture, soudés ou entrelacés	463
Hemp, jute & sisal mats & matting	844	Flanelle, flanellette et tissus en laine de coton	373
Herbicides	418	Flashes	919
Herring, canned	044	Flétan, frais ou congelé	030
Heterocyclic compounds	412	Fleurets de perforatrices	521
Hexamethylene	411	Fleurs, fruits artificiels et d'ornementation	949
Hinges, butts & parts nes	465	Fluorure et autres fluosels	403
Hoisting machinery & parts nes	513	Fongicides	418
Home, garden & park equipment, other	763	Fonte en gueuses	442
Hominy, including white hominy grits	062	Forets, mèches, vilebrequins, perceuses à main et vrilles	752
Hoods & shapes, fur felt	389	Forets, tarauds de mèche alésoire, poinçons filières pour machines à métaux, nda	523
Hoods & shapes, non-textile	496	Foreuses de métallurgie, et pièces	523
Hoods & shapes, textile nes	389	Foreuses de trous de poteaux, mécaniques, et pièces	521
Hops, including lupulin	144	Formaldéhyde et paraformaldéhyde	408
Hose & hose couplings	493	Formes de métal pour construction en béton	522
Hose couplings & fittings, without hose	493	Foulards, châles et écharpes, tissés	783
Hose nes, with or without couplings	493	Fourneaux, fours et étuves industriels	505
Hosiery	785	Fournitures chirurgicales et médicales, y compris vétérinaires et hospitalières	881
Hospital furniture	740	Fournitures de chaussures, nda	492
Hot beverage vending machines & parts	730	Fournitures de papeterie et papier de bureau, nda	901
Hot water storage tanks	653	Fournitures de papetier et de bureau, autres	904
Hotel, restaurant, store & office fixtures & parts nes	740	Fournitures de tuyauterie en plastique	425
House furnishings & supplies nes	849	Fournitures dentaires, nda	882
Household & personal equipment & parts nes	867	Fournitures médicales et chirurgicales, y compris vétérinaires et hospitalières	881
Household & person weighing scales & parts	708	Fournitures médicales, chirurgicales et hospitalières, nda	881
Household baskets, boxes, cans & bags nes	867	Fournitures photographiques et matériel, nda	919
Household chemical specialties nes	800	Fournitures pour chapeaux/casquettes, de matières non textiles, nda	496
Household furniture nes	740	Fournitures pour manipulation, collecte et traitement du sang	881
Humidifiers & dehumidifiers, & parts	655	Fournitures, papeterie et papier de bureau	901
Humidity measuring & controlling instruments	703	Fourrures apprêtées et matières travaillées en fourrure	310
Hunting equipment & parts	832	Fourrures, articles et vêtements	788
Hunting knives	758	Fours de boulangerie, et pièces	505
Hydraulic couplings & parts	504		
Hydraulic cylinders & parts	504		
Hydraulic power transmission equipment & parts nes	504		
Hydraulic pumps & parts	504		
Hydraulic turbines & parts	502		
Hydraulic valves & parts	504		
Hydrocarbons & their derivatives	406		

PRODUCT DESCRIPTION	COMMODITY GROUP CODE(S)	DESCRIPTION DES PRODUITS	CODE GROUPE DE MARCHANDISES
Hydrocarbons nes	406	Fours micro-ondes	661
Hydroxides, oxides & peroxides, metallic & inorganic bases	402	Fours, fourneaux, et étuves industriels	505
Ice hockey equipment, except gloves & headgear	832	Fraises congelées	072
Ice makers	655	Fraiseuses de métallurgie, et pièces	523
Imide & imine function compounds nes	411	Fruits autres que frais et jus de fruits	072-078
Inboard-outboard propulsion units	592	Fruits et baies congelés	072
Incandescent lamps	682	Fruits et baies séchés, nda	073
Incandescent lighting fixtures	681	Fruits et produits en conserve, nda	078
Incubators, brooders & parts	545	Fumigènes, nda	418
Inductors & coils, electronic type, & parts	639	Fusibles, fiches, interrupteurs, et pièces	684
Industrial chemical specialties nes	429	Fusils de chasse	930
Industrial control equipment and parts	688	Gabarits, appareils et accessoires de métallurgie	523
Industrial drying machinery & parts nes	509	Galons	383
Industrial filtering machinery, filters & parts nes	509	Galons à chapeaux en matière textile, nda	389
Industrial hoists & lifts	513	Gants de caoutchouc	786
Industrial pesticides	429	Gants de travail et pour usages spéciaux, nda	786
Industrial separators, centrifugal, & parts nes	509	Gants et casques protecteurs pour athlètes, nda	832
Industrial spraying equipment & parts	509	Gants, moufles et coiffures	786
Industrial staplers, stitchers, tackers & parts	509	Garnitures de cardes pour machines servant à l'industrie textile	527
Industrial steam cleaning equipment & parts	509	Garnitures, rondelles et bagues en caoutchouc	325
Industrial tires	621	Gaz de pétrole liquéfié	439
Industrial trucks, tractors, trailers & stackers, & parts nes	514	Gel de silice	401
Ingot moulds & stools	443	Gélatine	144
Ingots	442	Gélatine non comestible	429
Inks, except printing inks	904	Générateurs à courant alternatif	503
Inorganic acid & oxygen compounds	401	Générateurs à groupes électrogènes autonomes, nda	503
Inorganic acids & oxygen compounds of non-metals	401	Générateurs et alternateurs	689
Inorganic chemicals nes	405	Générateurs et moteurs électriques	503
Inorganic esters nes	410	Générateurs étalonnés et hétérodynes de service, et pièces	702
Inorganic pigments	427	Genièvre	173
Insecticides	418	Glaize à forage	479
Insecticides & rodenticides, agricultural chemicals, formulated	418	Globes géographiques, topographiques et astronomiques, et pièces	894
Instant coffee	112	Glutamate de sodium-mono	411
Instruments, electrical properties, measuring	702	Glycérine	429
Instruments, laboratory & apparatus, except measuring & optical	705	Glycoside et dérivés	413
Instruments, measuring & measure controlling, miscellaneous	703	Gomme à mâcher à bulles	104
Instruments, measuring, testing & controlling & equipment, other	709	Gomme à mâcher, nda	104
Instruments, medical & related equipment	706	Goudron de houille et brai de houille	439
Instruments, musical	921	Grains et matières solubles de brasserie et de distillerie	155
Instruments, optical & apparatus	707	Graisse animale, nda	391
Instruments, writing & draughting	902	Graisse culinaire, margarine et saindoux	120
Insulated wire & cable nes	469	Graisses et huiles lubrifiantes	433
Insulating fittings for electrical equipment nes	495	Granite, façonné ou taillé	471
Insulating multi-pane window units, air-seal	473	Granulés pour matériaux de toiture	471
Integrated circuits	638	Graphiques et cartes	894
Iodine	400	Graphite et autre carbone réfractaire, nda	472
Ion exchange resins	423	Grenaille ronde de métal, nda	476
		Grille-pain et gaufriers électriques	661

PRODUCT DESCRIPTION	COMMODITY GROUP CODE(S)	DESCRIPTION DES PRODUITS	CODE GROUPE DE MARCHANDISES
Ion exchangers, except synthetic resins	429	Grilles et diffuseurs d'air métalliques, nda	461
Iron & steel powder	442	Grues et derricks	513
Iron & steel, primary	442	Grues et pelles excavatrices mécaniques	521
Iron & steel, wire & wire rope	449	Guirlandes lumineuses pour arbres de Noël	681
Iron oxides, natural or synthetic	402	Haches et hachettes	752
Ironing boards & parts	698	Hachoirs	850
Isocyanates	411	Halogène et composés de soufre non métalliques	405
Iso-octyl alcohol & isomers	407	Hareng en conserve	044
Isophthalic acid	409	Haricots en conserve	095
Isoprene	406	Haut-parleurs de communication électronique, et pièces	639
Jacks & parts, except automobile, truck & hand type	522	Herbicide	418
Jacks for motor vehicles, & parts	589	Herses à disque, et pièces	541
Jams, jellies & preserves, canned	078	Herses traînantes et herses canadiennes, et pièces	541
Jewellery & silverware	810	Hexaméthylène	411
Jewellery cases	949	Homard, frais ou congelé	046
Jewellery, findings, precious metals	810	Horloges électriques	820
Jigs, fixtures & metalworking accessories	523	Horloges et montres	820
Jute broad woven fabrics	374	Horloges, nda	820
Jute yarn	365	Hôtels, restaurants, magasins et bureaux, installations fixes, et pièces, nda	740
Kerosene nes	432	Houblons, y compris lupuline	144
Ketchup	099	Housses pour meubles de matières textiles	849
Ketone & quinone function compounds	408	Huile d'arachides	393
Ketones, aldehydes, phenols, ethers & their derivatives	408	Huile de citron et d'orange	397
Kilns, ovens & furnaces, industrial	505	Huile de coton	393
Kitchen & table cutlery nes	850	Huile de coupe, huile pénétrante et huile de graissage	433
Kitchen tools	850	Huile de graine de tournesol	393
Kitchen utensils, cutlery & tableware, except silverware	850	Huile de maïs	393
Knitted fabrics	385	Huile de menthe poivrée	397
Knitting machinery & parts	527	Huile de menthe verte	397
Labels, tags & wrappers of paper	895	Huile de palme	393
Laboratory glassware & ceramic ware & parts nes	705	Huile de pin, goudron de pin et poix de pin	399
Laboratory instruments & apparatus & parts nes	705	Huile de poissons et d'animaux marins	392
Laboratory plastic ware	705	Huile de soya	393
Lace fabrics	386	Huile dite tall oil, poix de tall oil	399
Lace, welting, belting & mechanical leather	303	Huile, essence et acide de colophane	399
Lacquers, except in aerosol	428	Huiles essentielles, nda	397
Lactic acid	409	Huiles et graisses lubrifiantes	433
Laminated glass in sheets or plates nes	473	Huiles et matières grasses animales, nda	391
Laminated plastics materials	425	Huiles et matières grasses végétales	393
Lamp shades, shade holders & parts nes	681	Huiles minérales raffinées, nda, sauf les produits chimiques	439
Lamps, electric, except photographic	682	Huiles, matières grasses et cires modifiées par des moyens chimiques, et dérivés	395
Lamps portable, & lighting fixtures, electric	681	Huîtres	046
Lard	120	Humidificateurs, déshydrateurs, et pièces	655
Lard, margarine & shortening	120	Hydrocarbure chlorofluorique	406
Lathes, metalworking, & parts	523	Hydrocarbure et dérivés, nda	406
Laundry equipment, domestic, & parts nes	698	Hydro sulfate de sodium	403
Lauric acid	409	Hydroxyde de potassium	402
Lawn & garden tractors, new	551	Hydroxyde de sodium	402
Lawn mowers & parts nes	763	Hydroxyde, base inorganique, oxyde et peroxyde métallique	402
Layflat tubing, plastic	425		
Layflat fabricated materials nes	453		
Lead, including alloys	453		

PRODUCT DESCRIPTION	COMMODITY GROUP CODE(S)	DESCRIPTION DES PRODUITS	CODE GROUPE DE MARCHANDISES
Lead oxides	402	Hypochlorite de calcium	403
Lead pigs, blocks & shot	453	Hyposulfite et sulfoxylate	403
Leather belting	308	Imperméables	783
Leather board	358	Implants	881
Leather end products nes	961	Impressions sur ferros, plans et dessins	895
Leather, fabricated materials	308	Imprimés publicitaires, nda	895
Leather fabricated materials nes	308	Imprimés, nda	895
Leather, glove & garment	304	Incubateurs, couveuses, et pièces	545
Leather nes	306	Inducteurs et bobines électroniques, et pièces	639
Leather, shoe lining	302	Insecticide	418
Leather, sole, welting, belting & mechanical	303	Insecticides et rodenticides, produits chimiques agricoles formulés	418
Leather tanning & leather working machinery & parts	529	Installation de blanchisserie commerciale, et pièces	730
Leather, upper	301	Installations fixes et mobilier	740
Lemon & orange oil	397	Installations pour instituts de beauté et salons de coiffure, et pièces	730
Lens blanks, optical nes	473	Instruments à corde, et pièces, nda	921
Lens blanks, spectacle or eyeglass	473	Instruments à dessiner	902
Letters & numerals, other than paper	949	Instruments à mesurer et à tester les propriétés électriques et électroniques, et pièces	702
Licorice candy	104	Instruments à mesurer les propriétés électriques, et pièces	702
Licorice, not sweetened	144	Instruments à vent et pièces, nda	921
Lift trucks, industrial	514	Instruments d'arpentage, et pièces	709
Lighting & welding carbons	477	Instruments de jardinage, nda	755
Lighting, electric & distribution & control equipment, other	688	Instruments de mesure d'épreuve et de contrôle	709
Lighting fixtures & portable lamps, electric	681	Instruments de mesure de la pression	703
Lightning arresters & parts	684	Instruments de mesure et de régulation de l'humidité	703
Lime, quick & hydrated	479	Instruments de mesure pour mécaniciens, et pièces	754
Linen broad woven fabrics	374	Instruments de mesure thermique et instruments mesureurs-régulateurs, nda	703
Linen thread	365	Instruments de musique, accessoires, et pièces, nda	921
Liner board	356	Instruments de prospection minière et géophysique, et pièces	709
Liner for gypsum or plaster board	356	Instruments et appareils de dentistes	706
Linoleum flooring & wall covering nes	494	Instruments et appareils de navigation, et pièces	709
Linotype & similar typesetting machinery & parts	526	Instruments et appareils d'optique, et pièces	707
Liquefied petroleum gases	439	Instruments et appareils météorologiques, et pièces	703
Liqueurs	173	Instruments et appareils de laboratoire, sauf de mesure et d'optique	705
Liquid soap	800	Instruments et instruments mesureurs-régulateurs, nda	703
Lobster, fresh or frozen	046	Instruments de mesureurs-régulateurs, nda	703
Locks & keys	465	Instruments et trousseaux médico-chirurgicaux jetables	881
Locomotive engines	571	Instruments médicaux servant au diagnostic, nda	706
Locomotives	571	Instruments pour écrire, accessoires, et pièces, nda	902
Loose-leaf binders	904		
Lubricating equipment & parts	509		
Lubricating, oils & greases	433		
Luggage nes	864		
Lumber	331		
Luncheon meat, canned	017		
Lyes from wood pulp manufacturing	399		
Macaroni products	065		
Machine screws	465		
Machine tools, metalworking, & parts nes	523		
Machinery, agricultural & equipment, other	546		
Machinery, construction & maintenance & equipment	522		
Machinery, cultivating & crop protection & equipment	542		

PRODUCT DESCRIPTION	COMMODITY GROUP CODE(S)	DESCRIPTION DES PRODUITS	CODE GROUPE DE MARCHANDISES
Machinery, dairy farm, poultry farm & apiary machinery & equipment	545	Instruments scientifiques, et pièces, nda Instruments vétérinaires et de physiothérapie, et pièces	709 706
Machinery, drilling, excavating, mining, oil, gas & equipment	521	lode	400
Machinery, food, beverage & tobacco industries	528	Isocyanate	411
Machinery, haying, harvesting, threshing & related machinery	543	Isoprène	406
Machinery, hoisting	513	Jambon en conserve	017
Machinery, industrial, general purpose, other	509	Javeleuses ou vire-andains, et pièces	543
Machinery, materials handling equipment, other	519	Jeux de construction	837
Machinery, metalworking	523	Jeux et accessoires de divertissement, nda	837
Machinery, other special industry	529	Jeux, jouets et véhicules pour enfants	837
Machinery, preparing crops for market or use	544	Jeux, machines à sous, et pièces	832
Machinery, printing, bookbinding & equipment	526	Joints, sauf de caoutchouc et d'amiante	496
Machinery, pulp & paper industries	525	Jouets de construction, et pièces	837
Machinery, soil preparation, seeding & fertilizing	541	Jouets électriques, et pièces	837
Machinery, textile industries	527	Jouets et pièces	837
Machinery, tractors	551	Jouets mécaniques, et pièces	837
Machinery, woodworking	524	Journaux, revues et périodiques	891
Machines & equipment, office	771	Jumelles et pièces, sauf lentilles	707
Magazines & periodicals nes	891	Jupes non tricotées	783
Magazines, newspapers & periodicals	891	Jus de fruits concentrés, nda	075
Magnesia	472	Jus de fruits mélangés, non concentrés	074
Magnesium	459	Jus de fruits non concentrés, nda	074
Magnesium alloys	459	Jus de raisin concentré, non congelé	075
Magnetic tape nes	634	Jus de tomate en conserve	095
Malleable iron castings	443	Kérosène, nda	432
Malt extract, malt syrup & malt syrup powder	146	Ketchup	099
Man-made fibre thread & yarn	366	Laboratoire, instruments, appareils, et pièces, nda	705
Manganese	459	Laboratoire, ustensiles de plastique	705
Manicure & pedicure implements	758	Laboratoire, ustensiles de verre et de céramique, et pièces, nda	705
Manifold paper, including onionskin, uncut	352	Laine minérale, sauf laine de verre	479
Manure spreaders & parts	541	Lamelles pour la fabrication de crayons	339
Maps, pictures, greeting cards & music	894	Lames de parquet, bois dur	336
Marble, shaped or dressed	471	Lames de rasoir de sûreté	758
Margarine, shortening & lard	120	Lames de scies à métaux	752
Marine engines & parts	592	Lampes à incandescence	682
Marking pens, felt fibre	902	Lampes à vapeur de mercure	682
Marmalades, canned	078	Lampes à vapeur, nda	682
Matches, except book matches	866	Lampes de mineurs, accessoires, et pièces	681
Materials for food preparations nes	144	Lampes de poche, stylo-projecteurs, et pièces	681
Materials handling equipments & parts nes	519	Lampes électriques, ampoules et tubes, sauf pour la photographie	682
Matrix paper & board	352	Lampes fluorescentes, ampoules et tubes	682
Mats, carpets & other floor coverings	844	Lampes miniatures, nda	682
Mattresses nes	740	Lampes miniatures, nda	682
Measuring & measuring-controlling instruments nes	703	Lampes portatives et appareils d'éclairage électriques	681
Meat & meat preparations, canned	017	Lampes pour photographies	919
Meat, cured nes	013	Lampes, ampoules pour arbres de Noël et lampes miniatures colorées	682
Meat products	013-017	Landaus, poussettes, petites charrettes et trotteuses, et pièces	867
Mechanical toys & parts	837	Laques, sauf aérosol	428
Mechanical tubing, carbon steel	448	Latex synthétique	422
		Lattes de métal, y compris baguettes d'angle	461



PRODUCT DESCRIPTION	COMMODITY GROUP CODE(S)	DESCRIPTION DES PRODUITS	CODE GROUPE DE MARCHANDISES
Mechanics' measuring tools & parts	754	Lattes, panneaux muraux et revêtements	
Medical & hospital equipment & parts nes	706	de gypse et produits à base de gypse	479
Medical & surgical supplies, including veterinary & hospital	881	Lavabos et garnitures	671
Medical diagnostic instruments nes	706	Lavabos industriels	671
Medical, surgical & hospital supplies nes	881	Lave-vaisselle commerciaux et pièces	730
Melamine formaldehyde resins	423	Lave-vaisselle électriques de ménage	697
Menthol, natural & synthetic	407	Légumes	093-095
Mercaptans	412	Légumes et jus de légumes en conserves, nda	095
Mercury	400	Légumes séchés, nda	093
Mercury vapour lamps	682	Lentilles de caméras et projecteurs, y compris les montures	919
Metal ceiling & interior wall coverings	461	Lentilles optiques, ébauches, nda	473
Metal doors nes, including aluminum	461	Lentilles, lunettes et monocles, ébauches	473
Metal end products nes	961	Lessive tirée de la fabrication de pâte de bois	399
Metal fabricated basic products	469	Lettres et chiffres de matière autre que le papier	949
Metal household furniture, not upholstered	740	Levure	144
Metal lath, including corner bead	461	Limes et râpes	752
Metal moulding & trim	461	Lingots	442
Metal naphthenates	429	Linotypes et machines à composer semblables, et pièces	526
Metal parts for loose-leaf binders	904	Liqueurs	173
Metal plating machinery, equipment & parts	523	Literie	846
Metal products, structural & architectural	461	Literie de matières textiles, nda	846
Metal roofing & siding	461	Livres d'images pour enfants	894
Metal rules, scales, precision tapes & parts	754	Livres et brochures	893
Metal shot nes	476	Livres et brochures religieux	893
Metal ventilators, including ducts	461	Locomotives	571
Metal windows & shutters	461	Lubrifiantes, huiles et graisses	433
Metallic carbide inserts	476	Lunettes de soleil, y compris les verres	883
Metallic carbide tips or blanks	476	Machinerie de construction, et pièces, nda	522
Metallic carbides, non-agglomerated	476	Machinerie et outillage électriques et électroniques industriels, et pièces	529
Metallic salts of inorganic acids nes	404	Machines à additionner et pièces	771
Metals, non-ferrous, including alloys, other	459	Machines à adresser et à manipuler le courrier, et pièces	771
Metals, precious, including alloys	455	Machines à attacher l'outillage, et pièces	509
Metalworking compounds, prepared	429	Machines à broyer et à fraiser, et pièces	521
Metalworking machinery & parts nes	523	Machines à calculer et pièces	771
Meteorological instruments, apparatus & parts	703	Machines à couler de ménage	862
Methacrylic acid	409	Machines à couler de ménage, accessoires	862
Methionine	412	Machines à coudre industrielles, et pièces	527
Methyl alcohol	407	Machines à creuser des tranchées, des fossés, et pièces	521
Methyl chloride	406	Machines à dicter et à transcrire	771
Mica blocks, sheets, film & ground mica	479	Machines à écrire	771
Mica, fabricated nes	479	Machines à emballer ou à emballer, et pièces	509
Microcrystalline wax	439	Machines à étamper et à forger le métal, et pièces	523
Microfilm equipment & parts	919	Machines à fabriquer des parpaings de béton, et pièces	522
Microphones & parts	639	Machines à fabriquer des produits d'argile et de béton	529
Microwave ovens	661		
Milk & ice cream containers, paper & paperboard	950		
Milking machines & parts	545		
Milling machines, metalworking, & parts	523		
Millwork nes	336		
Millwork, wood	336		
Mill wrapper, including bands & heads	356		
Mineral acoustic & ceiling tiles & panels	494		
Mineral basic products, non-metallic, other	479		
Mineral waters, natural & artificial	171		

PRODUCT DESCRIPTION	COMMODITY GROUP CODE(S)	DESCRIPTION DES PRODUITS	CODE GROUPE DE MARCHANDISES
Mineral wool, except glass wool	479	Machines à fabriquer du bois de placage	
Miners' lights, accessories & parts	681	et de contre-plaqué, nda	524
Miniature lamps nes	682	Machines à fabriquer le papier,	
Mining & quarrying machinery, equipment		et pièces, nda	525
& parts nes	521	Machines à fabriquer les chaussures	529
Mirrors for motor vehicles	589	Machines à fabriquer les cigarettes,	
Miscellaneous apparel nes	788	et pièces	528
Miscellaneous end products nes	949	Machines à fabriquer les pneus de	
Miticides nes	418	caoutchouc, et pièces	529
Mixed & blended fibre yarn & thread nes	367	Machines à filer, à retordre et machines	
Mixed & blended yarn containing wool	367	connexes, et pièces	527
Mobile homes	584	Machines à forer, à creuser, à utiliser dans	
Model building kits	837	les mines et pour le pétrole et le gaz	521
Modified basic dyestuffs	426	Machines à forer, à percer le sol,	
Molasses, sugar & syrups	101	machines connexes, et pièces	521
Molybdenum oxides & hydroxides	402	Machines à former le fil et le ruban	
Monoacid & derivatives	409	métalliques, et pièces	523
Morpholine	412	Machines à glace	655
Morticians' goods nes	949	Machines à imprimer et de reliure	526
Motion picture film sold to consignee,		Machines à laver	698
exposed	918	Machines à laver, remplir, fermer et	
Motion picture film, unexposed	915	étiquetter les bidons, et pièces	509
Motor & steamer rugs	961	Machines pour moulin à farine et à blé,	
Motor gasoline nes	431	et pièces	528
Motor vehicle engines	588	Machines à photocopier et pièces	771
Motor vehicle hardware nes, except springs	465	Machines à préparer le poisson, et pièces	528
Motor vehicle parts & accessories	589	Machines à sceller à chaud, et pièces	509
Motor vehicle parts made of rubber nes	325	Machines à scier destinées au découpage	
Motor vehicles nes	587	des métaux, et pièces	523
Motorcycles	587	Machines à sécher le linge	698
Motors & generators, electric	503	Machines à souder électriques, et pièces	523
Mouldings, wood, except construction type	339	Machines à sous, à monnaie, à acheminer	
Mowers & parts	543	les chèques	771
Musical instruments	921	Machines à travailler le caoutchouc,	
Musical instruments, parts		outillage et pièces	529
& accessories nes	921	Machines à tricoter et pièces	527
Music, maps, pictures & greeting cards	894	Machines de blanchiment et de teinture,	
Music, printed	894	et pièces	527
Mustard, ground	114	Machines de comptabilité et de tenue	
Naphtha	439	de livres, et pièces, nda	771
Naphthenic acid	429	Machines de construction de routes,	
Narrow coated fabrics nes	387	de voies ferrées, d'aéroport, et pièces, nda	522
Narrow fabrics nes	383	Machines de fabrication de pâte à papier,	
Natural stone basic products nes	471	et pièces	525
Natural tanning & dye extracts nes	396	Machines de fenaison, de récolte, de battage	
Navigation instruments, apparatus & parts	709	et machines connexes	543
Neckties	789	Machines de forage de puits, appareils,	
Needles for domestic sewing machines	862	et pièces	521
Needles, buttons, pins, notions		Machines de levage et monte-charges	
& miscellaneous	944	industriels	513
Needles, except machine needles	944	Machines de levage, et pièces, nda	513
Netting nes	381	Machines de métallurgie, et pièces, nda	523
Newspapers, magazines & periodicals	891	Machines de récolte	543
Nickel & nickel alloy fabricated materials nes	454	Machines de transfert, de métallurgie,	
Nickel cadmium & alkaline batteries	693	et pièces	523
Nickel, including alloys	454	Machines et appareils à commande	
Nipples & soothers, rubber	961	de fonctions multiples	703

PRODUCT DESCRIPTION	COMMODITY GROUP CODE(S)	DESCRIPTION DES PRODUITS	CODE GROUPE DE MARCHANDISES
Nitrile function compounds nes	411	Machines et appareils de laiterie, et pièces	528
Nitrites & nitrates nes	403	Machines et appareils pour la fabrication	
Nitrogen function compounds	411	de produits alimentaires, et pièces	528
Nitrogen-function compounds nes	411	Machines et matériel de construction	
Nitrogen solutions	416	et d'entretien	522
Nitrogenous fertilizers nes	416	Machines et matériel de bureau,	
Non-alcoholic beverages nes	171	et pièces, nda	771
Non-electric cleaning equipment & parts nes	763	Machines et matériel employés dans	
Non-electric equipment for cooking		les industries de l'imprimerie, et pièces	526
& warming food nes	662	Machines et matériel pour la culture et	
Non-electric lighting fixtures	949	la protection des récoltes	542
Non-ferrous metals	459	Machines et matériel pour l'industrie laitière,	
Non-metal chemical elements nes	400	l'apiculture et l'apiculture	545
Non-metallic mineral basic products nes	479	Machines et outillage à façonner le bois,	
Notebooks, scribblers, exercise books		et pièces	524
& pads	901	Machines et outillage à souder,	
Notions, buttons, needles, pins		et pièces, nda	523
& miscellaneous	944	Machines et outillage agricoles,	
Novels & works of fiction nes	893	et pièces, nda	546
Novelties & art goods nes	949	Machines et outillage de fonte typographique	
Nuclear radiation, detection &		et de clichage, et pièces	526
measuring equipment	709	Machines et outillage de reliure, et pièces	526
Nuts, lock nuts & stop nuts nes	465	Machines et outillage pour fermes laitières,	
Nylon broad woven fabrics	375	et pièces, nda	545
Nylon yarn & thread	366	Machines et outillage pour l'apiculture et	
Oakum	496	l'apiculture, et pièces, nda	545
Off-highway trucks	587	Machines et outillage pour l'exploitation	
Office furniture & visible record equipment	740	des mines et des carrières, et pièces, nda	521
Office machines, equipment & parts nes	771	Machines et outillage pour l'industrie	
Office supplies & stationers, other	904	de la verrerie	529
Office supplies, stationary & paper	901	Machines et outillage pour l'industrie	
Offset & lithographing presses, & parts	526	des matières plastiques, et pièces	529
Oil burners, heating type	654	Machines et outillage pour la production	
Oil, fuel	432	du pétrole et du gaz, et pièces	521
Oil seed cake & meal nes	153	Machines et outillage pour la production et	
Oil, spirit & wax dyestuffs	426	le mélange des engrais, et pièces	529
Oil treating compounds	429	Machines et outillage pour le tannage et	
Oils & fats, animal	391	le travail du cuir, et pièces	529
Oils & fats, essential, natural or synthetic	397	Machines et outillage pour les industries	
Oils & fats, fish & marine animal	392	chimiques et pharmaceutiques,	
Oils & fats, vegetable, except essential oils	393	et pièces, nda	529
Oils & greases, lubricating	433	Machines et pièces, nda, pour la préparation,	
Oils, fats & waxes, chemically modified		la semence et la fertilisation du sol	541
& their derivatives	395	Machines forestières pour la manutention	
Oleic acid	409	des billes	519
Ophthalmic equipment	706	Machines industrielles d'usage général,	
Ophthalmic goods nes	883	et pièces	509
Optical apparatus, instruments & parts nes	707	Machines industrielles de filtration, filters,	
Optical microscopes & parts, except lenses	707	et pièces, nda	509
Ore processing machinery	521	Machines industrielles de séchage,	
Organic acids, their anhydrides, halides,		et pièces, nda	509
peroxides, peracids & their derivatives	409	Machines pour ateliers de composition	526
Organic chemicals nes	413	Machines pour boulangerie, et pièces	528
Organic optical brighteners	426	Machines pour fenaison, et pièces, nda	543
Organic pigments	427	Machines pour l'extrusion du plastique,	
Organo-inorganic compounds &		et pièces	529
heterocyclic compounds	412		

PRODUCT DESCRIPTION	COMMODITY GROUP CODE(S)	DESCRIPTION DES PRODUITS	CODE GROUPE DE MARCHANDISES
Organs & parts	921	Machines pour l'industrie de l'abattage et de la conserverie, et pièces	528
Oriental rugs, genuine	844		
Orthopaedic appliances & parts nes	885	Machines pour l'industrie de la confiserie, et pièces	528
Oscilloscopes & oscillographs	702		
Outboard motors	592	Machines pour l'industrie de la fabrication du sucre, et pièces	528
Outdoor jackets	783		
Outerwear, except knitted or made from knitted fabric	783	Machines pour l'industrie des boissons, et pièces	528
Outerwear, knitted or made from knitted fabric	784	Machines pour la fabrication des bidons, pièces	523
Outlet & switch boxes & outlet box connectors	495	Machines pour la fabrication des dérivés du pétrole et du charbon, et pièces, nda	521
Ovens, kilns & furnaces, industrial	505	Machines pour la fabrication du tabac, et pièces, nda	528
Overalls	783		
Oxalic acid	409	Machines pour la préparation, l'ensemencement et la fertilisation du sol	541
Oxides, hydroxides & peroxides, metallic & inorganic bases	402	Machines pour la récolte des pommes de terre, et pièces	543
Oxy-acetylene welding rods	467		
Oxygen function acid esters & derivatives nes	409	Machines pour la transformation du papier et du carton, et pièces	525
Oxygen function amino compounds nes	411	Machines pour le moulage du plastique, et pièces, nda	529
Oysters	046		
Packaged liquid chillers	655	Machines pour le placage du métal, outillage, et pièces	523
Packaging machinery & parts nes	509		
Padlocks, including keys	465	Machines pour le traitement de minerais	521
Paint & varnish brushes	761	Machines pour les industries spéciales, outillage et pièces, nda	529
Paintings & pastels, executed by hand	946		
Paints & related products	428	Machines pour les industries textiles	527
Palm oil	393	Machines pour les industries textiles, accessoires et pièces, nda	527
Pantie hose, including tights	785		
Pants & slacks	783-784	Machines pour les industries de la pâte et du papier	525
Paper & paperboard converting machinery & parts	525	Machines pour les industries des aliments, des boissons et du tabac	528
Paper bags & multiwall sacks	950		
Paper cordage & twine	369	Machines pour préparer les produits agricoles destinés au commerce et à la consommation	544
Paper cores	950		
Paper end products nes	961		
Paper for printing	351	Machines pour usine de laminage, et pièces nda	523
Paper mill machinery & parts nes	525		
Paper patterns, printed	895	Machines servant à cisailier, de métallurgie, et pièces	523
Paper, building	357		
Paper, converted	359	Machines, autres matériels de manutention des matériaux	519
Paper, fine	352		
Paper, printing	351	Machines, tracteurs	551
Paper, tissue & sanitary	353	Machines-outils de métallurgie, et pièces, nda	523
Paper, wrapping	354		
Paperboard nes	356	Magnésie	472
Papermakers' felts, textile	381	Magnésium	459
Paraffin wax	439	Magnétophones, sauf pièces	634
Park, home & garden equipment, other	763	Maillots de bain non tricotés	783
Particle board	338	Maillots de bain tricotés	784
Parts & accessories for air & gas compressors	507	Maïs en conserve	095
Parts & accessories for bicycles nes	611	Maison, articles d'ameublement et fournitures, nda	849
Parts & accessories for chain saws	524	Maisons mobiles	584
Parts & accessories for electric motors nes	503	Manches de clubs de golf d'acier sans soudure, non plaqués	469
Parts & accessories for generators nes	503		

PRODUCT DESCRIPTION	COMMODITY GROUP CODE(S)	DESCRIPTION DES PRODUITS	CODE GROUPE DE MARCHANDISES
Parts & accessories for pens	902	Manches et poignées d'outils manuels en bois	339
Parts & accessories for railway rolling stock nes	576	Manganèse	459
Parts & attachments for electric cleaning equipment	692	Manteaux et vestons de sport	783
Parts & attachments for log handling equipment	519	Maquettes et matériel d'enseignement pour démonstration, et pièces	709
Parts & supplies for batteries nes	693	Marbre façonné ou taillé	471
Parts for cash registers	771	Margarine, graisse culinaire et saindoux	120
Parts for conveyors & conveying systems nes	511	Marinades et condiments	099
Parts for electric lamps	682	Marinades, sauces et assaisonnements	099
Parts for motorcycles	587	Marmelade en conserve	078
Parts for motor vehicles nes	589	Marteaux à main	755
Parts for pianos, including strings	921	Matelas pneumatiques	740
Parts for power lawn mowers	763	Matelas, nda	740
Parts for spectacle & eyeglass frames	883	Matériaux en matières textiles, nda	389
Parts for typewriters	771	Matériel chirurgical électromédical	706
Parts of air conditioning units	655	Matériel d'artistes, autres	905
Parts of aircraft engines	603	Matériel d'assainissement et de sécurité	720
Parts of ball bearings nes	504	Matériel d'échafaudage démontable	522
Parts of cameras, except lenses	911	Matériel d'irrigation, d'exploitation agricole, et pièces, nda	546
Parts of cigarette lighters	866	Matériel de canalisations électriques non porteur de courant	495
Parts of clocks & clockwork mechanisms nes	820	Matériel de communication commerciale et industrielle	634
Parts of cranes & derricks	513	Matériel de détection et de mesure des radiations nucléaires, et pièces	709
Parts of diesel & semi-diesel engines nes	502	Matériel de diffusion et d'émission de radio et de télé, nda	634
Parts of domestic clothes dryers	698	Matériel de lutte contre l'incendie, et pièces	720
Parts of domestic electric dishwashers	697	Matériel de malaxage du bitume et de l'asphalte, et pièces	522
Parts of domestic sewing machines	862	Matériel de manutention des billes	519
Parts of electric appliances for cooking	661	Matériel de nettoyage à sec commercial, et pièces	730
Parts of electronic tubes nes	638	Matériel de plongée sous-marine	832
Parts of gasoline engines nes	502	Matériel de radar et dispositifs connexes, et pièces spécifiques, nda	634
Parts of heating boilers & steam generating units	651	Matériel de sécurité et de sauvetage, nda	720
Parts of heating equipment nes	653	Matériel de sécurité et d'assainissement	720
Parts of heating type oil burners	654	Matériel de transmission d'énergie mécanique et coussinets	504
Parts of industrial hoists & lifts	513	Matériel de voie ferrée, nda	447
Parts of industrial lift trucks	514	Matériel électrique auxiliaire pour moteurs à combustion interne	689
Parts of marine diesel engines	592	Matériel électrique d'éclairage de distribution et de commande, autres	688
Parts of measuring instruments nes	703	Matériel électronique et matériel similaire	639
Parts of motor vehicle engines	588	Matériel et accessoires de chromatographie gazeuse	705
Parts of non-electric equipment for cooking	662	Matériel et pièces de fonderie, nda	509
Parts of outboard motors	592	Matériel et pièces de graissage	509
Parts of phonograph record players nes	639	Matériel et pièces pour médecins et hôpitaux, nda	706
Parts of power driven hand tools	751	Matériel hydraulique de transmission d'énergie, et pièces, nda	504
Parts of power pumps	508	Matériel ophtalmologique	706
Parts of refrigerators & freezers	655		
Parts of roller bearings nes	504		
Parts of safety helmets	788		
Parts of semi-conductors	638		
Parts of tape players & tape recorders nes	639		
Parts of trailers nes	589		
Parts of washing machines	698		
Parts of watches nes	820		
Parts of water heaters nes	653		

PRODUCT DESCRIPTION	COMMODITY GROUP CODE(S)	DESCRIPTION DES PRODUITS	CODE GROUPE DE MARCHANDISES
Parts of winches & windlasses	513	Matériel pour l'industrie des services, et pièces, nda	730
Passenger automobiles nes	581		
Passenger car tires, pneumatic, new	621	Matériel pour le tirage des ferros et pour la reproduction, et pièces	919
Passenger elevators & escalators, & parts	512		
Pasteurizers for dairies & parts	528	Matériel pour réparation de pneus et de chambres à air	325
Peanut oil	393		
Pearls, strung or pierced, except necklaces	810	Matériel roulant de chemin de fer, pièces et accessoires	576
Pectin	144		
Pencil leads	902	Matières colorantes	426
Pencil slats	339	Matières colorantes acides	426
Pencils, black or coloured nes	902	Matières colorantes au chrome	426
Penicillin & its derivatives, in bulk	413	Matières colorantes au soufre	426
Peppermint oil	397	Matières colorantes azoïques	426
Perfumes, toilet waters & colognes	800	Matières colorantes basiques modifiées	426
Periodicals, newspapers & magazines	891	Matières colorantes basiques, nda	426
Peroxides, oxides & hydroxides metallic & inorganic bases	402	Matières colorantes d'huile, d'alcool et de paraffine	426
Personal & household equipment, miscellaneous	867	Matières colorantes directes et préparées sur fibres	426
Pesticides	418	Matières colorantes pour aliments, médicaments et cosmétiques	426
Petroleum & coal products, other	439	Matières colorantes réactives	426
Petroleum & gas field production equipment & parts	521	Matières colorantes teignant à la cuve	426
Petroleum coke & pitch coke	435	Matières colorantes, sauf extraits tinctoriaux	426
Petroleum, gas & coal product machinery & parts nes	521	Matières plastiques en mousse ou soufflées, principales formes	425
Petroleum jelly	439	Matières plastiques laminées	425
Petroleum products nes, except chemicals	439	Matières plastiques non façonnées, nda	423
Pharmaceutical & related products	871-879	Matières plastiques travaillées, nda	425
Pharmaceutical preparations in dosage form	871-879	Matières pour préparations alimentaires, nda	144
Phenetidines	411	Matières pour tannage et teinture	396
Phenol, carbohic acid	408	Matières premières de brosses, de brosses de carbone et de graphite	477
Phenol formaldehyde resins	423		
Phenols & phenol alcohols	408	Matières premières taillées et fournitures de chaussures	492
Phenols, ethers, aldehydes, ketones & their derivatives	408	Matières réfractaires, briques et tuiles d'argile	472
Phonograph record players	637	Matières réfractaires, nda	472
Phonograph records & blanks	637	Matières textiles, divers	389
Phonographs & television & radio sets, domestic type, except parts	637	Matières travaillées de métaux de platine	455
Phonographs, coin-operated, except parts	634	Matières travaillées de plomb, nda	453
Phosphatic fertilizers nes	416	Matières travaillées de tonnellerie	335
Photocopy & similar machines, office type, & parts	919	Matières travaillées de zinc	457
Photo film & plate sold to consignee, exposed nes	918	Matières travaillées en bois	339
Photoflash lamps	919	Matières travaillées en caoutchouc durci, nda	325
Photographic chemicals nes	919	Matières travaillées en caoutchouc, nda	325
Photographic equipment & supplies nes	919	Matières travaillées en cuir, nda	308
Photographic lamps	919	Matières travaillées en fibres vulcanisées	425
Photographic plates, unexposed	915	Matières travaillées, nda	496
Photographs	894	Matrices et moules pour machines destinées au travail des matières plastiques	529
Phthalic derivatives	409	Matrices pour machines de métallurgie, nda	523
Physical properties testing & inspection equipment	709	Mazout	432
Physiotherapy & veterinary instruments & parts	706	Mécanismes de commande industriels, et pièces	688

PRODUCT DESCRIPTION	COMMODITY GROUP CODE(S)	DESCRIPTION DES PRODUITS	CODE GROUPE DE MARCHANDISES
Pianos	921	Mécanismes de commutation et de protection	
Pickles & relishes	099	et pièces, nda	684
Pickles, sauces & dressings	099	Mèches et amorces pour explosifs	415
Pictorial post cards	894	Mélanges d'engrais préparé	416
Picture & photograph frames	740	Mélanges d'huiles essentielles	397
Picture reproductions nes	894	Mélangeurs à béton, plâtre et mortier	522
Pictures, maps, greeting cards & music	894	Mélasse, sucre et sirop	101
Pig iron	442	Membres artificiels, et pièces	885
Pigments, lakes & toners	427	Menthol naturel et synthétique	407
Pile fabrics, broad woven, of one man-made fibre	375	Mercaptans	412
Pile fabrics, broad woven, cotton nes	373	Mercure	400
Pile fabrics, broad woven, man-made mixtures	377	Métaux non ferreux	459
Pile fabrics, knitted	385	Métaux précieux, y compris alliages	455
Pillow cases	846	Méthionine	412
Pimentos, canned	095	Métiers à tisser, et pièces	527
Pine oil, pine tar & pine pitch	399	Meubles et appareils fixes, nda	740
Pins	944	Meubles pour téléviseurs, récepteurs de radios et phonographes	639
Pins, buttons, needles, notions & miscellaneous	944	Mica en blocs ou feuilles, bandes et mica pulvérisé	479
Pipe fittings & valves	468	Mica ouvré, nda	479
Pipe thread protectors	469	Microphones et pièces	639
Pipes & tubes, iron & steel	448	Microscopes d'optique, et pièces, sauf lentilles	707
Pipe, tubes & tubing nes, plastic	425	Mines de plomb	902
Pistols & revolvers	930	Miroirs de verre	961
Piston ring castings, rough	443	Miroirs pour véhicules automobiles	589
Planers, routers & sanders, woodworking, & parts	524	Miticide, nda	418
Planters & transplanters, & parts	541	Mobilier d'hôpital	740
Plastic bottles, vials & ampoules	950	Mobilier de bureau et matériel de classement, systèmes visibles	740
Plastic end products nes	961	Mobilier de chalet, de parterre et de véranda	740
Plastic film & sheet nes	424	Mobilier de maison en bois non rembourré	740
Plastic firebrick & ramming mixtures	472	Mobilier de maison en métal, non rembourré	740
Plastic floor covering nes	494	Mobilier de maison rembourré	740
Plastic handles & knobs	425	Mobilier de maison, nda	740
Plastic materials, not shaped	423	Mobilier destiné à des usages spéciaux, nda	740
Plastic mats & matting	844	Mobilier et installations fixes	740
Plastic pipe fittings	425	Moissonneuses-batteuses	543
Plastic sheet, reinforced, except laminated	425	Moissonneuses-lieuses et faucheuses-ramasseuses, et pièces	543
Plastic tape	425	Mollusques, crustacés et leurs produits	046
Plastic wall covering	494	Monoacide et dérivés	409
Plastics basic shapes & forms, other	425	Montres-bracelets	820
Plastics extrusion machinery & parts	529	Montres et horloges	820
Plastics fabricated materials nes	425	Montres, nda	820
Plastics industry machinery, equipment & parts	529	Montures de lunettes et de monocles	883
Plastics materials, not shaped nes	423	Morpholine	412
Plastics moulding machinery & parts nes	529	Morue fraîche ou congelée	030
Plate or float glass	473	Moteurs à air et pièces	502
Plate, sheet & strip, steel	445	Moteurs à essence marins, et pièces	592
Plates, printing	526	Moteurs à essence refroidis à l'air, nda	502
Plates, steel	445	Moteurs à essence, nda	502
Platinum metals, fabricated materials	455	Moteurs à vapeur et turbines fixes, et pièces	502
Playground & amusement park equipment	832	Moteurs de démarrage et ensembles de moteurs de démarrage	689
Playing cards in packs	837	Moteurs de locomotive	571
Playing cards in sheets	895		

PRODUCT DESCRIPTION	COMMODITY GROUP CODE(S)	DESCRIPTION DES PRODUITS	CODE GROUPE DE MARCHANDISES
Pleasure & sporting craft	591	Moteurs de tracteur et pièces	551
Pliers	755	Moteurs de véhicule automobile	588
Plows & Parts	541	Moteurs diesels et semi-diesels, nda	502
Plumbers' brass goods & bathroom accessories	672	Moteurs diesels marins, et pièces	592
Plumbers' brass goods, except valves, pipes & fittings	672	Moteurs électriques à induction	503
Plumbing fixtures & sanitary ware	671	Moteurs électriques et générateurs	503
Plywood & wood building boards	338	Moteurs électriques universels et autres, nda	503
Pneumatic tires, new	621	Moteurs et turbines	502
Pneumatic tube systems & parts	511	Moteurs et turbines d'usage général	502
Pocket knives	758	Moteurs hors bord	592
Pole line hardware	495	Moteurs, aéronefs et pièces	603
Polishes, waxes & related preparations	800	Moteurs, marins et pièces	592
Polyacids	409	Moteurs, véhicules automobiles routiers et pièces	588
Polyamide resins	423	Motocyclettes	587
Polycarbonate resins	423	Motoneiges de plaisance et de sport, et pièces	587
Polyester broad woven fabrics	375	Mouchoirs	789
Polyester/cotton blended yarn	367	Moulages d'acier, nda	443
Polyester/cotton broad woven fabrics	377	Moulages de fer malléables	443
Polyester film & sheet	424	Moulages de fonte et moulages d'alliages de fonte	443
Polyester resins	423	Moulages et pièces forgées	443
Polyester yarn	366	Moules, sous-moules pour lingots	443
Polyethylene film & sheet	424	Moules en bois, sauf du type pour construction	339
Polyethylene resins	423	Moules et garnitures de métal	461
Polypropylene film & sheet	424	Moutarde moulue	114
Polypropylene resins	423	Mouvements de montres	820
Polypropylene yarn	366	Mouvements et mécanismes d'horloge	820
Polystyrene film & sheet	424	Munitions	930
Polystyrene resins	423	Munitions, armes à feu, armes et matériel de conduite du tir	930
Polyurethane-coated fabrics	387	Musique imprimée	894
Polyurethane resins	423	Musique, cartes, photographie, cartes de souhaits	894
Polyvinyl acetate resins	423	Naphte	439
Polyvinyl butyral film & sheet	424	Naphtenate métallique	429
Polyvinyl chloride film & sheet	424	Nappes, serviettes et articles connexes	847
Polyvinyl chloride resins	423	Nattes et paillassons de caoutchouc	844
Polyvinyl film & sheet	424	Nattes et paillassons de plastique	844
Polyvinyl resin copolymers	423	Navires et bateaux	591
Polyvinylidene resins	423	Navires et bateaux, assemblages partiels, pièces connexes, pièces et accessoires	593
Porcelain insulating fittings for electrical equipment	495	Navires et bateaux, nda	591
Pork, cured	013	Nécessaires de manucure et de pédicure	758
Post hole diggers, power operated, & parts	521	Nickel, y compris alliages	454
Potassic fertilizers	416	Nitrate de potasse	403
Potassium carbonate	404	Nitrate de soude	416
Potassium chloride	416	Nitrite et nitrate, nda	403
Potassium hydroxide	402	Nitrocellulose, sauf celle employée dans la fabrication d'explosifs	423
Potassium nitrate	403	Niveleuses et régaleuses pour les routes, et pièces	522
Potassium phosphates	404	Noir animal	429
Potassium silicates	404	Nourrisseurs, cuiseurs de type agricole, et pièces	546
Potassium sulphate	416		
Potato harvesting machinery & parts	543		
Potato starch & potato flour	069		
Potatoes, canned	095		
Pottery settings & firing supplies	479		



PRODUCT DESCRIPTION	COMMODITY GROUP CODE(S)	DESCRIPTION DES PRODUITS	CODE GROUPE DE MARCHANDISES
Poultry farm & apiary machinery, equipment & parts nes	545	Objets de mercerie divers, boutons, aiguilles et épingles	944
Power boiler parts & boilerhouse equipment	501	Œufs	053
Power boilers	501	Œuvres d'art et articles de collectionneurs	946
Power capacitors & parts	684	Or	455
Power driven hand tools	751	Ordinateurs électroniques et pièces	771
Power lawn mowers	763	Orgues et pièces	921
Power supply units	639	Oscilloscopes et oscillographes	702
Power transformers	683	Ouate et bourre en masse ou en feuilles et feutre	360
Power transmission equipment & bearings, mechanical	504	Outillage de carbure de tungstène et outillage à pointe de tungstène pour machines de métallurgie	523
Power transmission equipment & parts	504	Outillage de transmission de l'énergie, et pièces	504
Powercycles & motor scooters	587	Outillage industriel de nettoyage à la vapeur et pièces	509
Precious metals, fabricated materials	455	Outillage pour machines de manutention, et pièces, nda	519
Pre-cooked frozen food preparations nes	143	Outils à cisailer et à profiler pour machines-outils	523
Prefabricated buildings & structures	941	Outils à main mécaniques	751
Prefabricated structures & parts	941	Outils à main, et pièces, nda	755
Prepared explosives & blasting agents nes	415	Outils de cuisine	850
Prepared fertilizer mixtures	416	Outils de mesure pour mécaniciens	754
Presses, metal working, & parts	523	Outils tranchants à main, et pièces, nda	752
Pressure measuring & controlling instruments	703	Outils tranchants et lames pour usage agricole	546
Pretzels	064	Ouvre-boîtes actionnés à la main	850
Print cloths & sheeting, cotton	373	Ouvre-boîtes électriques et pièces	697
Printed circuit boards	639	Oxyde de fer naturel ou synthétique	402
Printed matter nes	895	Oxyde et hydroxyde de chrome	402
Printed or impregnated laminating stock	359	Oxyde et hydroxyde de cuivre	402
Printing industries machinery, equipment & parts	526	Oxyde et hydroxyde de molybdène	402
Printing ink	429	Oxyde et peroxyde de zinc	402
Process multi-function control machinery	703	Oxyde, base inorganique, hydroxyde et peroxyde métalliques	402
Projection apparatus, accessories & parts nes	912	Oxyde, hydroxyde et peroxyde de strontium, baryum, magnésium	402
Projectors	912	Oxydes d'antimoine	402
Propionic acid	409	Oxydes de plomb	402
Pulleys, belt, for power transmission	504	Pain de viande en conserve	017
Pulp mill machinery & parts	525	Paliers d'acier carbure	446
Pulp, other than wood pulp	340	Palplanches d'acier carbure	446
Pulp, wood & similar pulp	340	Paniers, boîtes, boîtes de métal et sacs pour usage domestique, nda	867
Pumps & parts	508	Panneaux de circuits imprimés	639
Pyjamas, sleepwear	781	Panneaux de construction en carton, nda	357
Pyrotechnic articles & fireworks nes	949	Panneaux de particules	338
Quaternary ammonium salts nes	411	Pantalons	783-784
Radar equipment & related devices & specific parts nes	634	Pantoufles et chaussures d'intérieur	793
Radioactive elements & isotopes nes	405	Papeterie, papier et fournitures de bureau	901
Radio & TV broadcast & transmission equipment nes	634	Papier à cigarettes en pochette ou en tube	866
Radio receiving sets	637	Papier à cigarettes non gommé	353
Radio sets & television & phonographs, domestic type, except parts	637	Papier à copier, y compris papier pelure non coupé	352
Radio transmitting-receiving units, except parts	634	Papier à couverture	352
Radium & compounds	405		
Rails & railway track material	447		
Railway & transit signal systems & parts nes	720		
Railway cars	575		

PRODUCT DESCRIPTION	COMMODITY GROUP CODE(S)	DESCRIPTION DES PRODUITS	CODE GROUPE DE MARCHANDISES
Railway passenger cars & passenger service cars	575	Papier à duplicateurs non coupé	352
Railway rails	447	Papier à écrire et à reproduction, nda	352
Railway rolling stock parts & accessories	576	Papier à imprimer	351
Railway, street railway & industrial rail cars nes	575	Papier à imprimerie	351
Railway tank cars	575	Papier à lettre et papier à écrire, nda	901
Railway ties	333	Papier buvard	352
Railway track material nes	447	Papier carbone	901
Raincoats	783	Papier ciré	359
Rayon broad woven fabrics	377	Papier d'emballage	354
Rayon broad woven fabrics, viscose or acetate	375	Papier de construction	357
Rayon yarn, viscose or acetate	366	Papier de soie d'emballage	353
Razors, non-electric, & parts	758	Papier de soie et hygiénique	353
Reactive dyestuffs	426	Papier de soie et papier mince, nda	353
Ready-cooked meat	015	Papier de soie pour condensateurs	353
Rebuilt & used tires	625	Papier de soie pour papier carbone	353
Receiving antennae & mountings, except parts	637	Papier et tissu photographiques sensibilisés, nda	915
Recreation & sporting equipment	832	Papier filtre	352
Refills for ball point pens	902	Papier fin, nda	352
Refined asphalts & road oils	439	Papier gommé	359
Refined mineral oils nes, except chemicals	439	Papier hygiénique en paquet	849
Refined sugars	101	Papier hygiénique, nda	353
Refractories, bricks & tiles, clay	472	Papier imperméable à la graisse et papier cristal	354
Refractories nes	472	Papier isolant pour câble	353
Refractory cements & mortars	472	Papier ou carton imprimé ou imprégné pour stratifier	359
Refrigeration & air conditioning equipment	655	Papier peint imprimé	359
Refrigeration compressor units & bare compressors	655	Papier pour transformation, composition diverse	354
Refrigeration condensers	655	Papier transformé, nda	359
Refrigerators, household size	655	Papier, carton à matrices	352
Regenerated cellusole film & sheet	424	Paraffine	439
Religious books & pamphlets	893	Parafoudres et pièces	684
Rennet, raw & prepared	144	Parapluies, parasols, et pièces	789
Resins from condensations & polyaddition nes	423	Parfums, eaux de toilette et de cologne	800
Resins from polymerization nes	423	Parures, nda	810
Resistors, electronic, & parts	639	Pasteurisateurs de laiterie, et pièces	528
Resorcinol	408	Pâte autre que pâte de bois	340
Ribbons	383	Pâte de bois	340
Rifles	930	Pâtes alimentaires	065
Ripper units & parts	522	Pâtes de bois et pâtes similaires	340
Rivets	465	Patrons de papier imprimés	895
Road, railway & airport construction machinery & parts nes	522	Pectine	144
Rock drill bits	521	Peignes	865
Rock drills & parts	521	Peignoirs de bain, robes de chambre et robes d'intérieur	783
Rodenticides & insecticides, agricultural chemicals, formulated	418	Peintures	428
Rodenticides nes	418	Peintures à usages spéciaux, nda, sauf aérosol et tube	428
Roller bearings, unmounted nes	504	Peintures de pastels faits à la main	946
Rollers, road, & parts	522	Peintures et produits connexes	428
Rolling mill machinery & parts nes	523	Pelles rétrocaveuses et chargeuses combinées	521
Rolls, cast, sand or chilled to roll iron or steel	523	Pelles rétrocaveuses, éléments et pièces	521
Rolls for rolling mills nes	523	Pellicules en gaine, tubes flasques en matière plastique	425

PRODUCT DESCRIPTION	COMMODITY GROUP CODE(S)	DESCRIPTION DES PRODUITS	CODE GROUPE DE MARCHANDISES
Rolls, for use in the manufacture of paper, & parts	525	Pellicules et feuilles d'acétate de cellulose	424
Roofing granules	471	Pellicules et feuilles de butyral polyvinylique	424
Rope, cordage and twine	369	Pellicules et feuilles de caoutchouc chlorhydrate	424
Rosaries, crosses & other religious jewellery	810	Pellicules et feuilles de cellulose régénérées	424
Rosin	399	Pellicules et feuilles de chlorure polyvinylique	424
Rosin oils, spirits & acids	399	Pellicules et feuilles de matière plastique	
Rosin sizing	399	cellulosique, nda	424
Rotary printing presses & parts	526	Pellicules et feuilles de plastique, nda	424
Rotary snow removal equipment & parts, domestic	763	Pellicules et feuilles de polyester	424
Rotary tillers, agricultural & parts	541	Pellicules et feuilles de polyéthylène	424
Rotogravure ink	429	Pellicules et feuilles de polypropylène	424
Rotors & stators for electric motors	503	Pellicules et feuilles de polystyrène	424
Rubber & plastics compounding agents	429	Pellicules et feuilles de polyvinyle	424
Rubber belts & belting	321	Pellicules et feuilles en matière plastique	424
Rubber-coated fabrics	387	Pellicules et plaques photographiques	
Rubber-coated textile belting	387	vendues au consignataire, nda	918
Rubber-coated tire fabrics	387	Pellicules photographiques, nda	915
Rubber end products nes	961	Pellicules photographiques exposées	918
Rubber fabricated materials nes	325	Pellicules photographiques, plaques, papier et tissu vierges pour photographie	915
Rubber floor mats for automobiles	961	Pellicules, feuilles de résine acrylique	424
Rubber gaskets, washers & grommets	325	Pénicilline et dérivés, en vrac	413
Rubber heels	492	Pentures, charnières, et pièces, nda	465
Rubber hose & tubing	493	Perforatrices, trieuses, tabulatrices, pièces	771
Rubber hydrochloride film & sheet	424	Périodiques, journaux, revues	891
Rubber mats & matting	844	Perles enfilées ou percées, sauf colliers	810
Rubber packing	325	Peroxyde de sodium et de potassium	402
Rubber sheeting nes	323	Peroxyde, oxyde et hydroxyde métalliques et bases inorganiques	402
Rubber soles & rubber shoe bottoms	492	Perruques, postiches et produits similaires de cheveux	949
Rubber soling sheets & top lifting sheets	323	Persiennes et stores	740
Rubber tire building machinery & parts	529	Pesticides	418
Rubber weatherstripping	325	Pesticides industriels	429
Rubber yarn or thread, covered or not	325	Pétrole, dérivés, nda, sauf les produits chimiques	439
Rubber, belts & belting	321	Phénétidine	411
Rubber, reclaimed	422	Phénol et phénol-alcool	408
Rubber, sheeting	323	Phénol, acide carbolique	408
Rubber, synthetic & reclaimed	422	Phénol, éther, aldéhyde, cétone, et dérivés	408
Rubber-working machinery, equipment & parts nes	529	Phonographes automatiques, sauf pièces	634
Rum	173	Phonographes, téléviseurs et radios pour la maison, sauf leurs pièces	637
Saddlery, harness, whips & parts	961	Phosphate de calcium	404
Safes, fire & burglary resistant, & parts	740	Phosphate de potasse	404
Safety & life saving equipment nes	720	Phosphate de sodium	403
Safety & sanitation equipment	720	Photocopieuses et machines similaires de bureau, et pièces	919
Safety helmets	788	Photographies, cartes, cartes de souhaits et musique	894
Safety razor blades	758	Pianos	921
Sails	961	Pièces d'appareil de chauffage et de radiateur	653
Salmon, canned	044	Pièces d'appareil de climatisation de l'air	655
Salmon, fresh or frozen	030		
Salts of metallic acids nes	404		
Salts metallic & peroxy salts of inorganic acids	403-404		
Sandals	792		
Sanitary food containers, paper & paperboard	950		
Sanitary napkins	353		

PRODUCT DESCRIPTION	COMMODITY GROUP CODE(S)	DESCRIPTION DES PRODUITS	CODE GROUPE DE MARCHANDISES
Sanitary paper nes	353	Pièces d'appareil de prises de vues,	
Sanitary ware, & plumbing fixtures	671	sauf les lentilles	911
Sanitation & safety equipment	720	Pièces d'appareil électrique ménager,	
Sardine, canned	044	à laver la vaisselle	697
Sauces nes	099	Pièces d'appareil électrique	
Sauces, pickles & dressings	099	pour cuire les aliments	661
Sausage casings	144	Pièces d'appareil non électrique	
Sausage, fresh or cured	015	pour cuire les aliments	662
Sawing machines, metal cutting, & parts	523	Pièces d'horloge et de mécanisme, nda	820
Sawmill products nes	333	Pièces d'instrument de mesure, nda	703
Saws & sawmill machinery, equipment		Pièces d'outil à main mécanique	751
& parts nes	524	Pièces de briquet	866
Scaffolding equipment, demountable	522	Pièces de brûleur à mazout	
Scales & balances & parts nes	708	pour le chauffage	654
Scarves, shawls, stoles, woven fabrics	783	Pièces de caisse enregistreuse	771
Scientific instruments & parts nes	709	Pièces de carbure métallique	476
Scissors, shears & trimmers	758	Pièces de casque de sécurité	788
Scrapers, dig-carry-haul type, & parts	521	Pièces de chariot-élévateur industriel	514
Screwdrivers, hand	755	Pièces de chaudière et de générateur	
Screws nes	465	à vapeur	651
Sculptures & statues, original	946	Pièces de chaudières à vapeur et	
Sea fish, fresh or frozen nes	030	bâtiments des chaudières	501
Sealed beam lamps	682	Pièces de chauffe-eau, nda	653
Self-contained generator sets nes	503	Pièces de convoyeur et	
Self-propelled street & railway cars	575	d'ensembles de convoyeurs	511
Semi-conductors	638	Pièces de coussinet à bille, nda	504
Semi-conductors & tubes, electronic	638	Pièces de coussinet à rouleaux	504
Sensitized photographic paper & cloth nes	915	Pièces de direction pour	
Service industry equipment & parts nes	730	véhicules moteurs, nda	589
Sewing accessories & notions nes	944	Pièces de grue et de derrick	513
Sewing machines, domestic	862	Pièces de lampe électrique	682
Sewing machines, industrial & parts	527	Pièces de machine à coudre de ménage	862
Shapers, gear makers, metalwork & parts	523	Pièces de machine à écrire	771
Shearing machines, metalworking, & parts	523	Pièces de machine à laver	689
Sheet & strip, steel	445	Pièces de machine à sécher	
Sheet glass	473	le linge de ménage	698
Sheeting, rubber	323	Pièces de machine de lavage et	
Sheet piling, carbon steel	446	de monte-charges industriels	513
Sheet, strip & plate, steel	445	Pièces de magnétophone, nda	639
Sheets, bed, except rubber	846	Pièces de métal pour reliures	
Shellfish & products	046	à feuilles mobiles	904
Shelving & lockers	740	Pièces de monnaies en or	961
Sherry	172	Pièces de montre, nda	820
Shipping & distribution containers	950	Pièces de monture de lunettes	
Ships & boat sub-assemblies, parts,		et de monocles	883
attachments & accessories	593	Pièces de moteur à essence, nda	502
Ships & boats nes	591	Pièces de moteur d'aéronef	603
Shirts	783	Pièces de moteur de véhicule automobile	588
Shirts & sweatshirts, knitted	784	Pièces de moteur diesel et semi-diesel	502
Shoe & boot cut stock & shoe findings	492	Pièces de moteur diesel marin	592
Shoe board nes	358	Pièces de moteur hors bord	592
Shoe findings	492	Pièces de motocyclette	587
Shoe lining leather	302	Pièces de piano, y compris les cordes	921
Shoe-making industry machinery	529	Pièces de pompe mécanique	508
Shortening	120	Pièces de réfrigérateur et de congélateur	655
Shortening, margarine & lard	120	Pièces de remorque, nda	589
Shorts, outerwear, except knitted	783	Pièces de semi-conducteur	638

PRODUCT DESCRIPTION	COMMODITY GROUP CODE(S)	DESCRIPTION DES PRODUITS	CODE GROUPE DE MARCHANDISES
Shorts, outerwear, knitted	784	Pièces de tondeuse à gazon mécanique	763
Shotguns	930	Pièces de tourne-disques, nda	639
Shotshells	930	Pièces de treuil	513
Show cases & parts	740	Pièces de tube électronique, nda	638
Sieves, sifters & colanders	850	Pièces de véhicule automobile	589
Signal generators, test oscillators, & parts	702	Pièces de véhicule automobile	
Signs & advertising displays nes	949	en caoutchouc	325
Silica gel	401	Pièces et accessoires d'appareils	
Silicates nes	404	de nettoyage électriques	692
Silicomanganese, including silico spiegel	441	Pièces et accessoires d'instruments	
Silicone-coated fabrics	387	chirurgicaux en acier	706
Silicone resins	423	Pièces et accessoires de batterie, nda	693
Silk yarn, thread & cord	362	Pièces et accessoires de bicyclette, nda	611
Silver	455	Pièces et accessoires de compresseur d'air	
Silverware & goldware nes	810	et de gaz	507
Silverware & jewellery	810	Pièces et accessoires de générateur, nda	503
Sinks, except service sinks	671	Pièces et accessoires de matériel roulant	
Ski bindings & fittings	832	de chemin de fer, nda	576
Ski boots	798	Pièces et accessoires de	
Skiing equipment & parts	832	moteur électrique, nda	503
Skirts, except knitted	783	Pièces et accessoires de scie à chaîne	524
Skis	832	Pièces et accessoires de stylo	902
Slaughtering & meat packing industry machinery, & parts	528	Pièces et accessoires de	
Sleepwear & underwear	781	véhicule automobile	589
Slide, hookless or zipper fasteners & parts	944	Pièces forgées d'acier	443
Slippers & house footwear	793	Pièces forgées et moulages	443
Smokers' accessories nes	866	Pièces isolantes de porcelaine	
Smokers' pipes	866	pour matériel électrique	495
Smokers' supplies & matches, except tobacco & jewellery	866	Pièces isolantes pour	
Snap fasteners, hooks & eyes	944	matériel électrique, nda	495
Snowmobile boots	794	Pièces pour perforatrices de roches	521
Snowmobiles, pleasure & sporting type, & parts	587	Pièces pyrotechniques, nda	949
Soap	800	Pierres fines et ornementales naturelles,	
Sodium & potassium peroxides	402	synthétiques et imitation	478
Sodium bicarbonate	404	Pigments	427
Sodium borate	404	Pigments inorganiques	427
Sodium carbonate	404	Pigments organiques	427
Sodium cyanide	404	Pigments pour textiles	427
Sodium glutamate, mono	411	Pigments, laques et tonifiants	427
Sodium hydrosulphide	403	Piles sèches	693
Sodium hydroxide	402	Piments en conserve	095
Sodium nitrate	416	Pinceaux à peinture et à vernis	761
Sodium phosphates	403	Pinces	755
Sodium sesquicarbonate	404	Pipes pour fumeur	866
Sodium silicates, including solutions	404	Piscines de jardin et pataugeuses	
Sodium sulphate	403	à poser sur le sol	832
Sodium sulphide	403	Pistolets et revolvers	930
Sodium sulphite	403	Placages	337
Soft drink concentrates & syrups	104	Planche à repasser et pièces	698
Soil preparation, seeding & fertilizing machinery & parts nes	541	Planches murales	357
Solders	467	Planteuses et repiqueuses, et pièces	541
Solders, electrodes, wire & rods, welding	467	Plaques de construction en papier ou carton	357
Sole leather & sole leather waste	303	Plaques vierges pour photographie	915
		Plastiques cellulosiques, nda	423
		Plateaux	867
		Plats cuisinés et congelés	143

PRODUCT DESCRIPTION	COMMODITY GROUP CODE(S)	DESCRIPTION DES PRODUITS	CODE GROUPE DE MARCHANDISES
Soles & heels	492	Plinthes de matière plastique ou de caoutchouc	494
Solid & cushion tires	625	Plomb en gueuses, blocs et balles	453
Solid bleached board	356	Plomb, y compris alliages	453
Sonar, echo sounding & related devices & parts	634	Plomberie, articles en laiton et accessoires de salles de bain	672
Sound amplifiers, except parts	634	Plomberie, articles en laiton, sauf robinetterie, tuyauterie et accessoires de tuyauterie	672
Soups, except infant soups	141	Pneus de bicyclette, motocyclette et sidecar, neufs	621
Soups, soup mixes & bases nes	141	Pneus de camion et d'autobus neufs	621
Soya bean flour	069	Pneus de tracteur et d'instrument aratoire neufs	621
Soya bean oil	393	Pneus industriels	621
Soya bean oil cake & meal	153	Pneus neufs, nda	621
Soya sauce	099	Pneus pleins et creux	625
Spades, shovels & scoops	755	Pneus rechapés et usagés	625
Spark plugs	689	Pochettes d'allumettes	866
Speakers, electronic communication, & parts	639	Poêles et radiateurs au mazout	653
Spearmint oil	397	Poêles et radiateurs, nda	653
Special construction fabrics nes	381	Poignées de plastique	425
Special industry machinery, equipment & parts nes	529	Pointes de Paris ou clous	465
Special purpose furniture nes	740	Poisson d'eau douce frais ou congelé, nda	030
Special purpose paints nes, except in aerosol or tube	428	Poisson de mer frais ou congelé, nda	030
Spectacle & eyeglass frames	883	Poisson et produits du poisson en conserve, nda	044
Spectrophotometers, colorimeters & parts	707	Poisson fumé	041
Speed changers & increasing or reducing units & parts	504	Poisson mariné, nda	043
Spinning, winding & related machinery & parts	527	Poisson salé et, ou séché	042
Sponge iron & primary iron nes	442	Polyacides	409
Sporting & recreation equipment & parts nes	832	Pommes de terre en conserve	095
Sports coats & blazers	783	Pommes en conserve, y compris compote de pommes	078
Sprayers & other crop protection machinery, equipment & parts nes	542	Pompes	508
Springs nes	469	Pompes à vide, compresseurs d'air et de gaz, souffleurs	507
Stackers, trucks, tractors & trailers, industrial	514	Pompes à vide, ventilateurs, souffleurs, et pièces	507
Stained or ornamental glass windows	473	Pompes et pièces	508
Stains, thinners, fillers & related products nes	428	Pompes hydrauliques et pièces	504
Starch, industrial	429	Poncifs de fonderie	479
Starter motors & starter motor assemblies	689	Porc fumé	013
Station wagons, new	581	Porte-billets, portefeuilles et porte-monnaie	789
Stationers' & office supplies nes	904	Portes de bois	336
Stationery & paper office supplies nes	901	Portes de fer ou d'acier	461
Steam engines & turbines, stationary, & parts	502	Portes de métal, nda, y compris aluminium	461
Stearic acid	409	Poterie de grès à usage chimique, sauf poterie de laboratoires	961
Steel & iron, pipes & tubes	448	Poudre à aromatiser	146
Steel & iron, primary	442	Poudre à canon et poudres semblables	415
Steel & iron, wire & wire rope	449	Poudre de bois	339
Steel & sheet piling, structural shapes	446	Poudre de cuivre	452
Steel, bars & rods	444	Poudre de fer et d'acier	442
Steel castings nes	443	Poulies à courroies pour transmission d'énergie	504
Steel forgings	443	Poupées	837
Steel, plate, sheet & strip	445		
Steering parts, motor vehicle nes	589		
Sterilizers, autoclaves & parts, except industrial	706		
Still & motion picture processing & finishing equipment & parts	919		

PRODUCT DESCRIPTION	COMMODITY GROUP CODE(S)	DESCRIPTION DES PRODUITS	CODE GROUPE DE MARCHANDISES
Stone, clay & concrete end products nes	961	Poutres à semelle large d'acier carbure	446
Stone, natural basic products	471	Préparations à base de café	112
Strapping machinery, equipment & parts	509	Préparations à base de sucre et confiserie	104
Strawberries, frozen	072	Préparations à base de thé, nda	113
Stringed instruments & parts nes	921	Préparations alimentaires, matières	144
Strings for musical instruments nes	921	Préparations alimentaires, nda	146
Strip, carbon steel, hot rolled, up to 12" in width nes	445	Préparations alimentaires cuites et congelées, nda	143
Strip, sheet & plate, steel	445	Préparations de blanchissage et de nettoyage	800
Strontium, barium & magnesium oxides, hydroxides & peroxides	402	Préparations de matières de remplissage pour extincteurs	429
Structural & architectural metal products nes	461	Préparations de nettoyage, articles de toilette, et produits chimiques spéciaux pour la maison	800
Structural shapes, aluminum	451	Préparations de toilette et cosmétiques, nda	800
Structural shapes, steel & sheet piling	446	Préparations pharmaceutiques, quantités posologiques	871-879
Structural shapes, steel	446	Presses à imprimer à cylindre, et pièces	526
Stuffed animals	837	Presses de métallurgie, et pièces	523
Styrened copolymers nes	423	Presses offset, presses à lithographier, et pièces	526
Sugar candy nes	104	Presses rotatives et pièces	526
Sugar industry machinery & parts	528	Présure brute et préparée	144
Sugar, molasses & syrups	101	Produits à base d'abrasifs	476
Sugar preparations & confectionery nes	104	Produits à base d'amiante et de fibro-ciment	474
Suitcases & travelling bags	864	Produits à base de ciment et de béton	475
Suits, fine, slack & sport, except knitted	783	Produits à base de fibre de verre	473
Suits, knitted	784	Produits à base de fil métallique	469
Sulphates & persulphates nes	403	Produits à base de graphite et de carbone, naturels et synthétiques	477
Sulphites & thiosulphates nes	403	Produits à base de métal	469
Sulphonamides	412	Produits à base de pierre naturelle	471
Sulphur dyestuffs	426	Produits à base de verre	473
Sulphuric acid, including oleum	401	Produits céréaliers à base de grains, nda	066
Sunflower seed oil	393	Produits chimiques agricoles formulés, insecticides et rodenticides	418
Sunglasses, complete with lenses	883	Produits chimiques industriels spéciaux	429
Superphosphate	416	Produits chimiques industriels spéciaux, nda	429
Surface active agents, compounded	429	Produits chimiques organiques	413
Surgical & medical supplies, including veterinary & hospital	881	Produits chimiques inorganiques, nda	405
Surgical implants	881	Produits chimiques pour la photographie, nda	919
Surgical instruments of steel, accessories & parts	706	Produits chimiques spéciaux pour la maison, articles de toilette et préparations de nettoyage	800
Surveying instruments & parts	709	Produits chimiques spéciaux pour la maison, nda	800
Sutures, suture needles & sutures with needles	881	Produits chimiques spéciaux pour matières textiles, préparés	429
Swathers or windrowers & parts	543	Produits d'aluminium et d'alliages d'aluminium, nda	451
Sweaters & cardigans	784	Produits d'architecture et de construction en métal	461
Sweepers for road & street, snow removal equipment & parts	522	Produits de boulangerie	064
Swimming & wading pools for above ground use	832	Produits de construction et d'architecture en métal	461
Switches & parts nes	684		
Switchgear & protective equipment nes, & parts	684		
Synthetic latex	422		
Synthetic resin scrap & waste	423		
Synthetic resins derived from natural sources	423		
Synthetic rubber, except latex	422		
Synthetic tanning agents nes	396		
Syrups nes	101		

PRODUCT DESCRIPTION	COMMODITY GROUP CODE(S)	DESCRIPTION DES PRODUITS	CODE GROUPE DE MARCHANDISES
T-shirts, knitted, cotton	784	Produits de cuivre et d'alliages de cuivre, nda	452
Table & dresser covers, scarfs, mats, doilies & napkins	847	Produits de la pêche	030-049
Tablecloths, napkins & related articles	847	Produits de la pêche pour consommation humaine ou animale	049
Table knives, forks & spoons, stainless steel	850	Produits de nickel et d'alliages de nickel, nda	454
Table napkins	847	Produits fabriqués d'étain, nda	456
Table sets	847	Produits fabriqués de métaux précieux	455
Tableware, cutlery & kitchen utensils, except silverware	850	Produits finis de bois	961
Tacks & staples nes	465	Produits finis de cuir, nda	961
Tall oil & tall oil pitch	399	Produits finis de matières textiles, nda	961
Tall oil fatty acids	395	Produits finis de métal, nda	961
Tallow	391	Produits finis de papier, nda	961
Tanks & parts	469	Produits finis de pierre, d'argile et de béton, nda	961
Tanning & dyeing materials	396	Produits finis de plastique, nda	961
Tape players & tape recorders, except parts	634	Produits finis de verre, nda	961
Tapestry & velvet carpets, rugs, mats & runners	844	Produits finis divers, nda	949
Tartaric acid	409	Produits finis en caoutchouc, nda	961
Tea	113	Produits finis, autres, classés selon la matière dont ils sont composés	961
Tea preparations nes	113	Produits minéraux non métalliques de base, nda	479
Technical models for demonstration & instruction & parts	709	Produits pharmaceutiques et connexes	871-879
Telecommunication equipment, commercial & industrial	634	Profilés de construction d'acier	446
Telegraph apparatus, equipment & specific parts	634	Profilés de construction d'aluminium	451
Telephone apparatus, equipment & specific parts	634	Profilés de construction d'acier et palplanches	446
Telephone cable	469	Profilés en acier carbure	446
Telephone, radio & television wires	469	Profilés et formes de base en matière plastique, autres	425
Television & radio sets & phonographs, domestic type, except parts	637	Propulseurs de bateau semi-hors-bord	592
Television picture tubes	638	Protecteurs de filets de tuyau	469
Television, radio & phonograph set chassis	639	Prothèses dentaires, et pièces	882
Television receiving sets	637	Provendes complètes et provendes concentrées, nda	157
Tennis, badminton & squash type equipment & parts nes	832	Provendes complètes pour troupeaux laitiers et bovins	157
Tennis balls	832	Provendes d'origine animale	156
Tent trailers, tent campers	584	Provendes d'origine végétale, autres	155
Tents, accessories & parts	961	Pulvérisateurs et autres machines à protéger les récoltes, outillage et pièces, nda	542
Terry cloth, cotton	373	Pupitres et appareils de bureau, accessoires	904
Textile end products nes	961	Pyjamas, vêtements de nuit	781
Textile fabricated materials nes	389	Quincaillerie à l'usage des entrepreneurs de bâtiments, nda	465
Textile industries machinery, equipment & parts nes	527	Quincaillerie de base, boulons, écrous, clous et vis	465
Textile pigments	427	Quincaillerie de poteaux de lignes télégraphiques	495
Textile specialty chemicals, prepared	429	Quincaillerie de véhicule automobile, nda, sauf ressorts	465
Thermal measuring & controlling instruments nes	703	Rabotages	336
Thermometers	703	Raboteuses, toupies, sableuses, travail du bois et pièces	524
Thermostats	703	Raccords de tuyauterie et valves	468
Thiazoles, except sulfathiazole	412		
Tiles & bricks, clay, & refractories	472		
Tiling, flooring & wall covering	494		
Tin blocks, pigs & bars	456		
Tin fabricated materials nes	456		



PRODUCT DESCRIPTION	COMMODITY GROUP CODE(S)	DESCRIPTION DES PRODUITS	CODE GROUPE DE MARCHANDISES
Tin, including alloys	456	Râcleurs, genre excavateurs-transporteurs, et pièces	521
Tire & tube repair materials	325	Radiateurs, unités de chauffage	653
Tire cord & yarn	367	Radios et phonographes combinés, sauf pièces	637
Tire fabrics, not coated	381	Radios, téléviseurs et phonographes pour la maison, sauf leurs pièces	637
Tire tubes and other tires	625	Radium et composés	405
Tires for bicycles, motorcycles & sidecars, new	621	Rails de chemin de fer	447
Tires, pneumatic, new	621	Rails et matériel de voie ferrée	447
Tissue & thin paper nes	353	Rasoirs à main et pièces	758
Titanium	459	Râteaux à bascule, râteaux à décharge latérale, faneuses, et pièces	543
Titanium dioxide, extended	427	Râteaux de jardinage	755
Titanium dioxide, pure	402	Réacteurs collecteurs pour des minerais, métaux et minéraux	429
Toasters & waffle irons, electric	661	Récepteurs de radio	637
Tobacco manufacturing machinery & parts nes	528	Réchauffeurs d'air électriques mobiles	653
Tobacco, manufactured	183	Récipients, accessoires, sauf les capsules de bouteille	950
Toe caps, steel for safety wear	492	Récipients, contenants et fermetures	950
Toffee	104	Réfrigérateurs ménagers	655
Toilet & cosmetic brushes	865	Refroidisseurs de lait de type agricole, et pièces	545
Toilet bowls & combinations	671	Règles, balances, mètres à ruban de précision en métal, et pièces	754
Toilet paper, packaged	849	Réglisse candi	104
Toilet preparations & cosmetics nes	800	Réglisse non sucré	144
Toilet seats & lids	671	Reliures à feuilles mobiles	904
Toilet soap	800	Remorques de camions et semi-remorques	584
Toilettries, cleaning preparations & household chemical specialties	800	Remorques de tourisme	584
Toluol, toluene	406	Remorques et semi-remorques commerciales	584
Tomato juice, canned	095	Remorques, camions, tracteurs et empileurs industriels	514
Tomatoes, canned nes	095	Remorques, nda	584
Toners, pigments & lakes	427	Reproductions de peintures, nda	894
Tools, edge, hand	752	Réservoirs à eau chaude	653
Tools, hand, other	755	Réservoirs et pièces	469
Tools, measuring, mechanics	754	Résines à base d'acrylonitrile- butadiène-styrène	423
Tools, power driven, hand	751	Résines à base de chlorure de polyvinyle	423
Tooth brushes	865	Résines à base de mélamine formaldéhyde	423
Towelling, cotton, except terry cloth	373	Résines à base de phénol formaldéhyde	423
Towels, washcloths, bath mats & related articles	848	Résines acétates de polyvinyle	423
Toys & parts	837	Résines acryliques	423
Toys, games and children's vehicles	837	Résines copolymères de polyvinyle	423
Track-laying tractors	551	Résines d'urée-aldéhyde	423
Tractor & implement tires, pneumatic, new	621	Résines de condensation, de polycondensation et de polyadditions, nda	423
Tractor cabs	551	Résines de copolymérisation, nda	423
Tractor engines & engine parts	551	Résines de coumarone-indène	423
Tractors nes, parts & accessories for tractors nes	551	Résines de polyamide	423
Tractors, trucks, trailers & stackers, industrial	514	Résines de polyester	423
Trailers & commercial semi-trailers	584	Résines de polyéthylène	423
Trailers, nes	584	Résines de polymérisation, nda	423
Trailers, trucks, tractors & stackers, industrial	514		
Transfer machines, metalworking, & parts	523		
Transformer equipment & parts	683		
Transformers nes	683		
Transformers, electronic type, & parts	639		
Travel alarm clocks	820		
Travel trailers	584		
Trays	867		

PRODUCT DESCRIPTION	COMMODITY GROUP CODE(S)	DESCRIPTION DES PRODUITS	CODE GROUPE DE MARCHANDISES
Trench & ditch excavating machines & parts	521	Résines de polypropylène	423
Trichloroethylene	406	Résines de polystyrène	423
Tricot fabrics	385	Résines de polyuréthane	423
Tricycles & parts	837	Résines de silicone	423
Trimethylolethane	407	Résines employées pour échangeurs d'ions	423
Trout, fresh or frozen	030	Résines époxy	423
Truck & bus tires, pneumatic, new	621	Résines polycarbonates	423
Truck refrigeration units	655	Résines polyvinylidènes	423
Truck trailers & semi-trailers	584	Résines polyvinyliques	423
Trucks & chassis	583	Résines synthétiques dérivées de produits naturels	423
Trucks, tractors, trailers & stackers, industrial	514	Résistance électroniques, et pièces	639
Trucks, truck chassis & truck tractors, commercial	583	Résorcine	408
Tubes & cartridges, paper & paperboard	950	Ressorts, nda	469
Tubes & pipes, iron & steel	448	Réveille-matin de voyage	820
Tubes & tubing, glass	473	Revêtements de mur, carreaux et couvre-parquets	494
Tubes, electronic & semi-conductors	638	Revêtements de murs en plastique	494
Tufted carpets in rolls	844	Revêtements métalliques de plafonds et de murs intérieurs	461
Tumblers & stemware, glass or crystal	850	Revêtements pour carton plâtre, carton pour boîtes	356
Tuna, canned	044	Revue et périodiques, nda	891
Tuna, fresh or frozen	030	Revue, journaux et périodiques	891
Tuners	639	Rhum	173
Tungsten carbide tools & tips for metalworking machinery	523	Rideaux et tentures	845
Turbines & engines, general purpose	502	Rivets	465
Turbo-generator sets	503	Robes et robes-chasubles	783
Turpentine	399	Robes tricotées	784
Twine, rope and cordage	369	Robinets, robinets de remplissage de baignoires, douches et combinaisons	672
Type for printing nes	526	Rodenticides et insecticides et produits chimiques agricoles formulés	418
Type foundry & platemaking machinery, related equipment & parts	526	Rodenticides, nda	418
Typewriters	771	Romans, contes et fables, nda	893
Umbrellas, parasols & parts	789	Rondelles de métal	465
Underground loaders & parts	521	Rotobineuses agricoles et pièces	541
Underwater equipment	832	Rotors et stators pour moteurs électriques	503
Underwear & sleepwear	781	Roues pour le matériel roulant de chemin de fer	576
Unexposed photographic film nes	915	Rouleaux compresseurs pour les routes, et pièces	522
Unfinished apparel & pieces for apparel nes	389	Rouleaux servant à la fabrication du papier, et pièces	525
Unit heaters	653	Roulements à bille non montés, nda	504
Upholstered household furniture	740	Ruban magnétique, nda	634
Upholstery leather	306	Rubanie	383
Upper leather	301	Rubans	383
Urea	416	Rubans de friction en matières textiles	387
Urea aslehyde resins	423	Rubans de plastique	425
Urinary & ostomy appliances, supplies & parts	881	Sableuses électriques et pièces	692
Utensils kitchen, cutlery & tableware, except silverware	850	Sacs à main pour femmes	789
Utility footwear, fabric tops	798	Sacs de papier et sacs à parois multiples	950
Vacuum bottles and jugs, & parts	949	Saindoux, margarine et graisse culinaire	120
Vacuum cleaners, electric, domestic types	692	Salopettes	783
Vacuum pumps, blowers & compressors, air & gas	507	Sandales	792
Vacuum pumps, fans, blowers & parts	507	Sardines en conserve	044
Valves & parts	468		
Valves & pipe fittings	468		

PRODUCT DESCRIPTION	COMMODITY GROUP CODE(S)	DESCRIPTION DES PRODUITS	CODE GROUPE DE MARCHANDISES
Vanillin	408	Sauce de soya	099
Vapour lamps nes	682	Sauces, assaisonnements et marinades	099
Varnishes & prepared shellacs, except in aerosol	428	Saucisse, fraîche ou fumée	015
Vat dyestuffs	426	Saumon en conserve	044
Vegetable brush fibres	496	Saumon frais ou congelé	030
Vegetable fibre yarn & thread nes	365	Savon	800
Vegetable oils & fats	393	Savon de toilette	800
Vegetables	093-095	Savon liquide	800
Vegetables & vegetable juices, canned nes	095	Sciages de dimensions déterminées	333
Vegetables, dried nes	093	Sciages, nda	333
Vegetables, preserved, not canned nes	094	Scies à chaîne	524
Vehicles & parts nes	611	Scies à main, lames à scies et pièces de scie, nda	752
Vehicular incandescent electric lighting fixtures & parts	681	Scies et machines, matériel de scieries, et pièces, nda	524
Vending machines & parts nes	730	Sculptures et statues originales	946
Veneer	337	Sel d'acides métalliques inorganiques, nda	404
Veneer & plywood machinery & parts	524	Sel d'acides métalliques, nda	404
Vermouth	172	Sel d'ammonium quaternaire	411
Video tape	634	Sel métallique et peroxytel d'acides inorganiques	403-404
Vinegar	117	Selleries, harnais, fouets, et pièces	961
Vinyl-coated fabrics	387	Semelles de caoutchouc	492
Vinyl floor covering	494	Semelles et talons	492
Vitamins	413	Semi-conducteurs et tubes électroniques	638
Vulcanized fibre in rolls or sheets	424	Semoirs de grains et pièces	541
Vulcanized fibre materials nes	425	Semoule et farine de maïs	062
Wadding, batts, batting & felt	360	Semoule, y compris semoule d'avoine blanche	062
Wagons & parts nes	611	Séparateurs industriels, centrifuges, et pièces, nda	509
Wall covering, tiling & flooring	494	Seringues, aiguilles à seringue, et pièces jetables	881
Wallpaper, printed	359	Serrures et clés	465
Wardrobe accessories	867	Serviettes	848
Wash basins, fixtures	671	Serviettes de table	847
Washcloths, towels, bath mat sets, except rubber	848	Serviettes hygiéniques	353
Wash fountains, industrial	671	Serviettes, débarbouillettes, descentes de bain et articles connexes	848
Washers, metal	465	Sesquicarbonate de sodium	404
Washing & cleaning preparations nes	800	Sherry	172
Washing machines	698	Shorts d'extérieur non tricotés	783
Watch cases & parts	820	Shorts d'extérieur tricotés	784
Watches & clocks	820	Sièges de toilette et couvercle d'abattant	671
Watches nes	820	Silicate de potasse	404
Watch movements	820	Silicate, nda	404
Watch straps	789	Silicate de sodium, y compris les solutions	404
Water & sewage treatment equipment & parts	720	Silico-manganèse, y compris le silico-spiegel	441
Water heaters	653	Sirop de glucose (consommation humaine)	101
Waterproof footwear	794	Sirops, nda	101
Waxed paper	359	Skis	832
Waxes, animal & vegetable nes	394	Soie d'animal et crin de cheval traité	496
Waxes, fats & oils, chemically modified & their derivatives	395	Solutions d'azote	416
Weapons, firearms, ammunition & fire control equipment	930	Sondeuses à carottes, forets, et pièces	521
Weatherstripping	496	Soudure, fils métalliques, tiges et électrodes	467
Weaving machinery & parts	527	Soudures	467
Welding apparatus, equipment & parts nes	523		
Welding wire, rods, electrodes & solders	467		

PRODUCT DESCRIPTION	COMMODITY GROUP CODE(S)	DESCRIPTION DES PRODUITS	CODE GROUPE DE MARCHANDISES
Well casing, new	448	Souffleurs, compresseurs d'air et de gaz,	
Well drilling machinery, apparatus & parts	521	et pompes à vide	507
Wet cell storage batteries nes	693	Soupapes, et pièces	468
Wet machine board nes	358	Soupes, mélanges et bases de soupes, nda	141
Wheel chairs, invalid chairs & parts	885	Soupes, sauf soupes pour nourrissons	141
Wheels for railway rolling stock	576	Sous-vêtements et vêtements de nuit	781
Whisky	173	Specstrophotomètres, colorimètres, et pièces	707
Whiting	427	Stalles, parcs, carcans, et pièces	546
Wide flange beams, carbon steel	446	Stencils pour machines à polycopier	904
Wigs, hair falls & similar hair products	949	Stérilisateurs et autoclaves, et pièces,	
Wilton carpets in rolls	844	sauf industriels	706
Wilton rugs, mats & runners	844	Structures préfabriquées et pièces	941
Winches & windlasses	513	Stylographes, crayons mécaniques	
Wind instruments & parts nes	921	et ensembles de stylos et	
Window shades & blinds	740	de crayons mécaniques	902
Windows & sash; door, window		Stylos à bille	902
& sash frames, wooden	336	Substances farineuses, nda	069
Windows & vents for trailers	589	Substances incorporées au caoutchouc	
Wiping rags	496	et aux matières plastiques	429
Wire & metal ribbon forming machines,		Sucre candi, nda	104
& parts	523	Sucre raffiné	101
Wire & wire rope, iron & steel	449	Sucre, mélasse et sirop	101
Wire cloth or woven wire screening nes	463	Suif	391
Wire fabricated basic products nes	469	Suinte et lanoline	391
Wire fencing & screen products nes	463	Sulfate d'aluminium	403
Wire fencing, screening & netting	463	Sulfate d'ammonium	416
Wire mesh, including reinforcing type	463	Sulfate de chrome, y compris les basiques	403
Wire nails	465	Sulfate de cuivre	403
Wire netting	463	Sulfate de potasse	416
Wire rods, steel, hot rolled	444	Sulfate de sodium	403
Wire rope	449	Sulfate de zinc	403
Wire, steel	449	Sulfate et persulfate, nda	403
Wiring devices & parts	688	Sulfite de sodium	403
Women's handbags & purses	789	Sulfite et thiosulfate, nda	403
Women's hosiery	785	Sulfonamide	412
Wood end products nes	961	Sulfure de sodium	403
Wood fabricated materials nes	339	Superphosphate	416
Wood flour	339	Supports pour papier à sensibilité	352
Wood pulp	340	Synthonisateurs	639
Wood screws, metal	465	Systèmes d'alarme et de signalisation,	
Wood, building boards & plywood	338	et pièces, nda	720
Wood, fabricated materials, other	339	Systèmes de signalisation ferroviaire	
Wood, lumber	331	et transit, et pièces, nda	720
Wood, millwork	336	Tabacs manufacturés	183
Wood, pulp & similar pulp	340	Tableaux	740
Wood, sawmill products, other	333	Taies d'oreiller	846
Wooden footwear	798	Talons de caoutchouc	492
Wooden household furniture,		Tamis chinois et passoires	850
not upholstered	740	Tapis d'Orient véritables	844
Woodland log handling equipment	519	Tapis de pied, tapis, carpettes	
Woodworking machinery, equipment		et autres couvre-parquets	844
& parts nes	524	Tapis duveté en rouleaux	844
Wool & hair fabrics nes	372	Tapis et carpettes pressés	844
Wool grease & lanolin	391	Tapis wilton enroulés	844
Wool yarn	363	Tapis, carpettes, nattes et chemins wilton	844
Woollen & worsted mixed fabrics, all wool	372	Tapisserie, tapis, carpettes, chemins,	
Woollen fabrics	377	nattes en velours	844

PRODUCT DESCRIPTION	COMMODITY GROUP CODE(S)	DESCRIPTION DES PRODUITS	CODE GROUPE DE MARCHANDISES
Woven narrow fabrics	383	Tartes aux fruits congelées	143
Woven or welded wire fencing	463	Tee-shirts de coton tricotés	784
Wrapping & labelling machinery & parts nes	509	Teintures, solvants, mastics et produits connexes, nda	428
Wrapping paper	354	Téléphériques et pièces	511
Wrapping tissue	353	Téléviseurs	637
Wrenches & parts	755	Téléviseurs, radios et phonographes pour la maison, sauf leurs pièces	637
Wrist watches	820	Tentes, accessoires et pièces	961
Writing & reproduction paper nes	352	Tentes-remorques, tentes-campeuses	584
Writing instruments, parts & accessories nes	902	Tentures et rideaux	845
Xanthates	412	Tentures et tapisseries, sauf tapis	845
X-ray & related equipment & parts	709	Térébenthine	399
X-ray film, unexposed	915	Tétines et sucettes de caoutchouc	961
Yarn & thread, cotton	364	Thé	113
Yarn & thread, man-made fibre	366	Thermomètres	703
Yarn & thread, mixed & blended fibre, including tire yarn	367	Thermostats	703
Yarn & thread, other vegetable fibre	365	Thiazole, sauf sulfathiazole	412
Yarn & thread, silk	362	Thon en conserve	044
Yarn & thread, wool & hair	363	Thon frais ou congelé	030
Yeast	144	Tiges à souder oxy-acétylénique	467
Zinc fabricated materials	457	Tiges métalliques d'acier laminées à chaud	444
Zinc oxide & peroxide	402	Tiges, fil métallique, électrodes, soudure	467
Zinc sulphate	403	Tissus à mailles complexes	385
Zinc, including alloys	457	Tissus à poils tricotés	385
Zirconium alloys	459	Tissus à texture spéciale	381
		Tissus à touailles, sauf les tissus-éponges	373
		Tissus brodés et ornés et tulle bobin	386
		Tissus caoutchoutés	387
		Tissus caoutchoutés pour pneus	387
		Tissus composés entièrement de laine et tissus de laine peignée, composés entièrement de laine	372
		Tissus couverts de polyuréthane	387
		Tissus de jute larges	374
		Tissus de laine	377
		Tissus de laine et de poils	372
		Tissus doublés de mousse en feuilles	381
		Tissus encollés non tissés	381
		Tissus enduits d'amidon ou d'oléate	387
		Tissus enduits de silicone	387
		Tissus éponge en coton	373
		Tissus étroits enduits, nda	387
		Tissus imprimés à drap, de coton	373
		Tissus larges	371-373
		Tissus larges composés d'une seule fibre artificielle	375
		Tissus larges composés d'une seule fibre végétale, sauf coton	374
		Tissus larges élastiques	377
		Tissus larges en coton polyester	377
		Tissus larges en polyester	375
		Tissus larges mélangés de rayonne	377
		Tissus larges, coton	373
		Tissus larges, fibre artificielle	375
		Tissus larges, fibres acryliques	375

DESCRIPTION DES PRODUITS	CODE GROUPE DE MARCHANDISES
Tissus larges, fibres textiles mélangées et tissus élastiques	377
Tissus larges, laine et poil	372
Tissus larges, lin	374
Tissus larges, nylons	375
Tissus larges, peluche de coton, nda	373
Tissus larges, peluches de mélanges de fibres artificielles	377
Tissus larges, rayonne, viscose ou acétate	375
Tissus larges, soie	371
Tissus recouverts de résine cellulosique	387
Tissus recouverts de résine vinylique	387
Tissus tissés ou tricotés de filés de papier	381
Tissus tricotés	385
Tissus tricotés ou mailles nouées élastiques	385
Tissus, dentelle et broderie	386
Tissus, enduits ou imprégnés	387
Tissus, non enduits pour armatures de pneus	381
Tissus, rubanerie	383
Titane	459
Toile métallique fourdrinier	463
Toile métallique ou treillis en fils métalliques entrelacés	463
Toiles et tissus assimilés de coton	373
Toiture et revêtements métalliques	461
Tôle d'acier	445
Tôle, feuilles, feuilards et produits plats de laiton	452
Tôles, feuilles et feuilards d'acier	445
Toluol, toluène	406
Tomates en conserve	095
Tondeuses à gazon mécaniques	763
Tondeuses à gazon, et pièces, nda	763
Tonifiants, pigments et laques	427
Tonneaux et barillets de bois	950
Tonneaux, fûts et cuvelage, de métal, pièces	950
Tourne-disques	637
Tournevis à main	755
Tours de métallurgie, et pièces	523
Tourteaux et farine de graines oléagineuses	153
Tourteaux et farine de graines oléagineuses, nda	153
Tracteurs	551
Tracteurs à chenilles	551
Tracteurs agricoles, accessoires de chargement	546
Tracteurs de pelouse et de jardin neufs	551
Tracteurs, camions, remorques et empileurs industriels	514
Tracteurs, nda, pièces et accessoires, nda	551
Tramways/voitures de chemin de fer automotrices	575
Tranches de poisson	039
Transformateurs	683
Transformateurs électroniques, et pièces	639

DESCRIPTION DES PRODUITS	CODE GROUPE DE MARCHANDISES
Transformateurs et ballasts pour lampes fluorescentes	683
Transformateurs, nda	683
Traverses de voies ferrées	333
Trayeuses et pièces	545
Treillis métalliques	463
Treuil	513
Trichloréthylène	406
Tricots	385
Tricycles, et pièces	837
Triméthyloléthane	407
Tringles, baguettes, rideaux et draperies	867
Trommels pour mines et carrières, et pièces	521
Truite, fraîche ou congelée	030
Tubes cathodiques de télévision	638
Tubes de verre	473
Tubes électroniques et semi-conducteurs	638
Tubes et cartouches de papier et de carton	950
Tubes et tuyaux de fer et d'acier	448
Tubes mécaniques d'acier carbure	448
Tuiles et panneaux acoustiques pour plafond, nda	494
Tuiles et panneaux acoustiques minéraux pour plafond	494
Tuiles, briques et matières réfractaires d'argile	472
Tuiles, carreaux de terre cuite, parquets	472
Tulle	381
Tulle, nda	381
Turbines à gaz et pièces	502
Turbines et moteurs d'usage général	502
Turbines hydrauliques, et pièces	502
Tuyaux à incendie, munis ou non d'accouplements	493
Tuyaux et accouplements	493
Tuyaux et tubes de caoutchouc	493
Tuyaux et tubes de cuivre	452
Tuyaux et tubes de fer et d'acier	448
Tuyaux et tubes de plastique	425
Tuyaux, nda, munis ou non d'accouplements	493
Urée	416
Ustensiles de cuisine et pièces	850
Ustensiles de cuisine, coutellerie et articles de table, sauf argenterie	850
Ustensiles pour préparer et conserver les aliments	850
Valises et sacs de voyage	864
Valves et raccords de tuyauterie	468
Valves hydrauliques et pièces	504
Vanilline	408
Vaporisateurs industriels, et pièces	509
Vaseline	439
Véhicules automobiles routiers, autres pièces et accessoires	589
Véhicules automobiles, nda	587
Véhicules et pièces, nda	611
Véhicules pour enfants, et pièces, nda	837

DESCRIPTION DES PRODUITS	CODE GROUPE DE MARCHANDISES
Véhicules pour enfants, jeux, jouets	837
Velours côtelé en coton	373
Ventilateurs de métal, y compris les canalisations	461
Ventilateurs et appareils de circulation de l'air	697
Vérins, et pièces, sauf pour autos, camions et à bras	522
Vermouth	172
Vernis et gommes laques préparées, sauf aérosol	428
Verre à vitre	473
Verre cellulaire	473
Verre laminé en verre à vitres ou à glace, nda	473
Verres à glace flottants	473
Verres sans pied et verres sur pied, de verre ou cristal	850
Vêtements d'extérieur tricotés ou confectionnés avec des étoffes tricotées	784
Vêtements d'extérieur, sauf vêtements tricotés ou confectionnés avec des étoffes tricotées	783
Vêtements de nuit	781
Vêtements divers, nda	788
Vêtements non finis et morceaux pour vêtements, nda	389
Vêtements, accessoires, nda	789
Viande	013-017
Viande cuite	015
Viande et préparations de viande en conserve	017
Viande fumée, nda	013
Vichy	373
Vinaigre	117
Vins de raisin	172
Vis à bois de métal	465
Vis à machines	465
Vis à tête cubique	465
Vis, nda	465
Vitamines	413
Vitraux de verre de couleur ou décoloré	473
Vitrines et pièces	740
Voiles	961
Voitures	581
Voitures à voyageurs et voitures de services aux voyageurs de chemin de fer	575
Voitures de chemin de fer, tramways et voitures industrielles, nda	575
Voitures de chemin de fer	575
Voitures particulières et châssis	581
Voitures particulières, nda	581
Wagons-citernes de chemin de fer	575
Whisky	173
Xanthate	412
Zinc, y compris les alliages	457







