

REPORT ON THE PILOT STUDY
OF
POTENTIAL SOURCE DEVELOPMENT
AND
INDUSTRIAL EXPANSION OPPORTUNITIES
IN
FEDERAL PROCUREMENT



JL
86
P85E43
1987

Electrical and Electronic Manufacturers Association of Canada

10 Carlson Court, Suite 500, Rexdale, Ontario M9W 6L2 Tel: (416) 674-7410
7 Metcalfe Street, Suite 809, Ottawa, Ontario K1P 5L6 Tel: (613) 237-6847

REPORT ON THE PILOT STUDY
OF
POTENTIAL SOURCE DEVELOPMENT
AND
INDUSTRIAL EXPANSION OPPORTUNITIES
IN
FEDERAL PROCUREMENT

38165



Prepared by the:

Electrical and Electronic
Manufacturers Association of Canada

for the Federal Departments of:

- Supply and Services Canada
- Regional Industrial Expansion
- Transport Canada

April 1987



Electrical and Electronic Manufacturers Association of Canada
Association des manufacturiers d'équipement électrique et électronique du Canada

10 Carlson Court, Suite 500, Rexdale, Ontario M9W 6L2

Tel: (416) 674-7410

Telex: 06-989110

Fax: (416) 674-7412

April 20, 1987

Mr. S. Sourani
Chief, Economic and Statistical Analysis
Plans and Strategies Co-ordination Branch
Supply and Services Canada
Place du Portage, Phase III, 14A2
11 Laurier Street
Hull, Quebec
K1A 0S5

Re: Potential Source Development and Industrial Expansion
Opportunities in Federal Procurement - Pilot Study Contract
No. OGR85-00235

Dear Mr. Sourani:

Please find enclosed our final report on the above referred study. Our invoice is attached for your consideration and pertains to the above contract.

This report covers all phases of the pilot study as outlined in the terms of reference. The study identifies the significant potential for source development and shows how federal procurement information can be used to encourage economic development and industrial expansion.

Over the past two years, EEMAC spent considerable time and resources on this study. Clearly, there is an opportunity to identify and interest Canadian manufacturers to use existing information and data on federal procurement. The success of this study will be known only when a Canadian supplier has developed a market for one or more of the products purchased by the federal government. We are optimistic and hope to continue this type of activity as a service to our members.

...2

Personally, this project was a challenging and rewarding experience. I wish to thank all the officials on the Steering Committee from the sponsoring departments, namely Supply and Services Canada, Regional Industrial Expansion and Transport Canada for their guidance and support.

We look forward to working with you on the next phase of the project.

Yours truly,



Sundar Raj
Director
International Trade

Attachment

c.c. Members of the Steering Committee
Guy O. Gallant, Chairperson of the Steering Committee/DRIE
Norman Aspin, Ph. D., President, EEMAC



Electrical and Electronic Manufacturers Association of Canada
Association des manufacturiers d'équipement électrique et électronique du Canada

10 Carlson Court, Suite 500, Rexdale, Ontario M9W 6L2

Tel: (416) 674-7410

Telex: 06-989110

Fax: (416) 674-7412

INFORMATION AT A GLANCE ABOUT EEMAC

- EEMAC provides the expertise and the channels through which the electrical and electronic industries can communicate with a powerful, unified voice.
- EEMAC represents over 225 member companies which perform about 30% of Canada's industrial R&D.
- EEMAC members employ over 155,000 Canadian which, in dollar terms, amounts to an estimated \$4,000,000,000 a year in wages.
- EEMAC members serve a domestic market worth over \$17,000,000,000 and an export market worth over \$4,000,000,000.
- EEMAC provides counsel and data to its membership on: national and international marketing; research and development; codes and standards; employee relations; government relations; public affairs; small business; statistics and economic information . . . in fact, on practically all aspects of successful electrical and electronic industry operations.
- EEMAC provides leadership and staffing to Task Forces, made up of a number of industry groups, active in international trade activities, including trade missions to a number of developing export markets.
- EEMAC maintains a head office in Toronto staffed by specialists to manage these activities and to provide advice to members.
- EEMAC operates an office in Ottawa which deals directly with representatives of the government of Canada on behalf of the EEMAC membership and to provide advice to members on effective member government relations.
- EEMAC has one purpose: to serve and develop the Canadian electrical and electronic industries, whose economic well-being has - and will continue to have - a direct impact on the economic well-being of all Canadians.

APRIL 1987

ACKNOWLEDGEMENTS

(from S. Raj)

I would like to acknowledge with sincere thanks the support given to this project by the following people:

Supply and Services Canada

J. Archambault
J. Courtney, Jr.
B.D. Ferguson
R.D. Irvine
J.G. Oakes
S. Sourani
R.D. Weese

Regional Industrial Expansion

D. Arenburg
J. Bennett
M.J. Bieman
D. Black
J. Charron
D.P. DeMelto
G.O. Gallant
J. Gardner
T.F. Garrard
W.M. Johnson
E. Kingsbury
L. Lachapelle
W.J. Laycock
J.C. Mackay
J.M. McCook
F.X. O'Brien
D.J. O'Hagan
D. Olcheski
M.P. Pearce
A. Prud'Homme
M. René de Cotret
P. Sampson
G.E. Swain
R. Woods

Transport Canada

R.I. Cottingham
J. Jones
R. Lewis
R.R. Mayes
M. Walker

National Defence

Lt. Col. J. Van Wills
Maj. J. De Wolfe
MWO R. Hearn

EEMAC

N. Aspin
S. Sloat

Other Participants

J. Annett
D.E.P. Armour
T. Going
B.W. Holmes
T. Hopwood
P. Kuzak
R.M. Marcoux
D.W. Marr
S. Nelson
H.M. Snow
H.C. Sprigings

TABLE OF CONTENTS

	<u>Page</u>
<u>EXECUTIVE SUMMARY</u>	<i>i</i>
<u>SOMMAIRE EXÉCUTIF</u>	<i>ii</i>
1. <u>INTRODUCTION</u>	1
1.1 Background	
1.2 Objectives	
2. <u>METHODOLOGY AND PROJECT DESCRIPTION</u>	3
3. <u>SURVEY OF THE SELECTED FIRMS</u>	6
3.1 Profile of the Selected Firms	
3.2 Firms' Response to Market Information	
4. <u>CONCLUSIONS</u>	8
5. <u>RECOMMENDATIONS</u>	10
<u>APPENDICES</u>	
A. - Export Alert: An EEMAC Bulletin on Global Marketing Opportunities (January 1987)	
- DSS Bulletin of Business Opportunities (March 19, 1987)	
B. - Paper on Discussions with Selected EEMAC Firms	
- Selected EEMAC Firms (date of visits, line of business and products of interest)	
C. Statistical Tables of Selected Electrical and Electronic Products	

**REPORT ON THE PILOT STUDY OF POTENTIAL SOURCE DEVELOPMENT
AND INDUSTRIAL EXPANSION OPPORTUNITIES
IN FEDERAL PROCUREMENT**

EXECUTIVE SUMMARY

This pilot study is a joint effort of three sponsoring federal departments -- Supply and Services Canada, Regional Industrial Expansion, Transport Canada, -- and the Electrical and Electronic Manufacturers Association of Canada (EEMAC). The purpose of the study was to find out if and how federal procurement data and information can be used to interest Canadian manufacturers in competing more effectively in the federal purchasing market. There are a number of stages in the process of converting the existing information base to facilitate a management decision on manufacturing a product. The study has identified both how this process can be implemented and what are the expectations of the manufacturers.

The study team held meetings and discussions with five companies selected by EEMAC. These companies were chosen to provide an appropriate cross-section based on the scope of their existing manufacturing operations in the electrical and electronic sector and on their regional/geographic distribution. Prior to meeting with officials of these firms, the study team selected 39 products in the electrical and electronic sector from the entire range of products procured by the federal government. Detailed analysis of the products was completed and their profiles were used in discussions with the firms. Additionally, other electrical and electronic equipment manufacturers were made aware of this project and the availability of data on these 39 products. Overall response from the manufacturers is most encouraging.

Given the degree of interest in the initiative, an automated system would be useful to disseminate to manufacturers information on federal procurements, procedures and related manufacturing opportunities. However, such information must be appropriately packaged for users, and the delivery system should also be streamlined and blended with other information on industrial development programs.

**RAPPORT SUR L'ÉTUDE-PILOTE DES PERSPECTIVES POTENTIELLES
D'ÉTABLISSEMENT DE FOURNISSEURS ET D'EXPANSION INDUSTRIELLE
DÉCOULANT DES ACHATS DE L'ÉTAT**

SOMMAIRE EXÉCUTIF

Cette étude-pilote est parrainée par trois ministères fédéraux -- Approvisionnement et Services Canada, Expansion industrielle régionale et Transports Canada -- et par l'Association des manufacturiers d'équipement électrique et électronique du Canada (EEMAC). Le but de l'étude était de déterminer comment utiliser la base de données sur les achats fédéraux pour encourager les fabricants canadiens à accroître leur compétitivité sur le marché fédéral. Le processus, consistant à amener les fabricants à recourir à cette base de données pour décider s'il convient ou non de fabriquer un produit donné, comporte un certain nombre d'étapes. L'étude a déterminé comment ce processus peut être mis en oeuvre et quelles sont les attentes des fabricants.

Les responsables de l'étude ont tenu des rencontres et des discussions avec cinq compagnies choisies par l'EEMAC. Ces compagnies furent sélectionnées sur la base de leurs activités manufacturières existantes dans le secteur de l'équipement électrique et électronique et leur emplacement régional/géographique. Avant de rencontrer les représentants de ces compagnies, les responsables de l'étude ont choisi trente-neuf (39) produits du secteur sus-mentionné à partir de la gamme entière des produits achetés par le gouvernement fédéral. Une analyse approfondie des produits en question fut complétée, et leurs profils furent utilisés lors des discussions avec les compagnies. En outre, d'autres fabricants dudit secteur ont été mis au courant du projet et de la disponibilité des données sur les 39 produits en question. En général, la réaction des fabricants est très encourageante.

Étant donné l'intérêt suscité par cette initiative, il semble nécessaire de mettre sur pied un système automatisé permettant de transmettre aux fabricants l'information sur les achats fédéraux, les procédures d'acquisition, et les occasions reliées à la production. Cependant, cette information doit être présentée de façon appropriée aux usagers; de plus, le système automatisé devrait aussi y incorporer d'autres renseignements sur les programmes de développement industriel.

1. INTRODUCTION

1.1 Background

Expansion of industrial activity has been a longstanding priority for governments in Canada and public sector purchasing is an important tool to achieve this goal. Industrial expansion is one of the several socio-economic objectives which are sought from the federal procurement system beyond the immediate impact of the purchasing expenditure itself. However, closer examination of federal procurement information is required to discover its potential in further promoting industrial development.

Public sector procurement offers potential leverage to stimulate supplier development and industrial expansion, particularly through the provision of relevant market and technical information to small and medium-sized firms. The report on "The Size and Structure of the Public Sector Market, 1979" revealed a low level of Canadian content in certain areas of public sector consumption and recommended that studies at the product level be undertaken to support supplier development and industrial expansion. The present report outlines the initial results of such a product-level study.

There is an emerging consensus that public sector purchasing can be used more effectively to increase Canadian industrial activity. The linkage between industrial expansion and federal purchasing activity has been reviewed in a number of reports and papers such as the Wright Task Force Report on Technology Development, Nielsen Task Force Report on Procurement, the Senate Report on Technology Advancement and Science Council papers.

In 1984-85, the federal government client departments, through Supply and Services Canada (SSC), acquired goods and services for approximately \$7.6 billion. More than 80 percent of government contracts by value were awarded to Canadian firms. However, the Canadian content of the services and manufactured goods purchased under SSC contracting is estimated at 50 only percent. In other words, there appears to be considerable opportunity for Canadian firms to increase their share of the goods procured by the federal government, either directly or as subcontractors. With the aim of examining industrial and source development opportunities in procurement, a project proposal for a pilot study was prepared in April 1985 to review the potential in the electrical and electronic sector.

1.2 Objectives

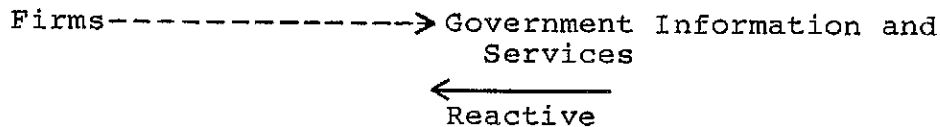
The pilot study was initiated to examine the extent to which federal requirements of goods and services can be used to encourage new or expanded industrial, source and technological development, especially in small and medium-sized firms.

Specifically, the study was designed to examine:

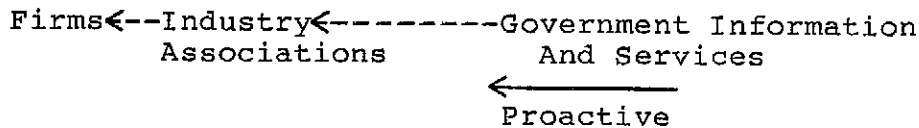
- ° whether the existing information base can be used to increase Canadian content in federal purchasing by providing the necessary procurement data to firms for assessing the link between the federal government market (demand) and private sector capability (supply);
- ° how the market information on federal requirements can be packaged to meet the needs of decision-makers in small and medium-sized Canadian firms;
- ° what interdepartmental coordination is required from federal departments to support a project of this nature;
- ° whether federal government procurement information could be made more proactive to the needs of the private sector by using industry associations, such as EEMAC and other available mechanisms, as intermediaries and facilitators of information flows between the government and firms.

The general framework for making government services more proactive can be explained notionally in the following manner:

a) Traditional Reactive Model



b) Innovative Proactive Approach



In the past, all levels of government have tended to react to firms' requests for information or services. The conceptual goal of the study is to make specific information on the federal procurement system more proactive to meet the needs of the private sector. With information at hand on those products with a low level of domestic content, Canadian companies might decide to undertake the necessary steps to compete in the federal market. The key to the success of such a proactive approach is to use an industry association such as EEMAC, or other available mechanisms, to act as an important linkage between the federal government and industry.

2. METHODOLOGY AND PROJECT DESCRIPTION

The pilot project was carried out by a study team comprised of Supply and Services Canada (SSC), the Department of Regional Industrial Expansion (DRIE) and EEMAC which collected, compiled and analyzed the data needed to assist Canadian firms in assessing their potential for enhancing their position in the federal market. SSC procurement files were reviewed to identify and analyze 9 product classes in the electrical industrial equipment sector, which were acquired by the Department of National Defence (DND) and Transport Canada (TC) in fiscal 1983-84. This was later expanded by the study team to 39 products in the electrical and electronics sector for 1985-86. This sector was selected because of its low domestic content in federal purchases.

The information on product specifications and standards found in SSC files was not in the form needed for useful consultation with firms. Changes were made to rectify this situation, but technical obstacles related to data retrieval delayed the project by a full year.

When the necessary information was received in late 1986, the Steering Committee (SSC, DRIE, TC and EEMAC) devised an action plan and agreed to complete the study by April 1987. The study team proceeded to identify, match and prioritize the final group of product classes with selected companies. EEMAC chose five companies which met the geographic and product criteria established by the committee. Moreover, in its newsletter, EEMAC disseminated all relevant information to its membership. EEMAC's Export Alert (January 1987) was used successfully in the pilot study and numerous inquiries for more information on the products under review were received. Furthermore, similar information was published in SSC's Bulletin of Business Opportunities of March 19, 1987 (see Appendix A for details). To date, a total of 22 companies have made inquiries on 33 of the 39 product classes examined in the study. Firms generally requested more information on entire families of products (e.g., a high of 18 products in one case).

The 39 products classes of the project are listed below:

- | | |
|------------------------|--------------------------------|
| - Resistors | - Motors, Electrical |
| - Capacitors | - Electrical Control Equipment |
| - Filters and Networks | - Generators and Generator |
| - Fuses and Lightning | Sets, Electrical |
| Arresters | - Transformers: Distri- |
| - Circuit Breakers | bution and Power Station |
| - Switches | |

- Connectors, Electrical
- Lugs, Terminals and Terminal Strips
- Relays and Solenoids
- Coils and Transformers
- Oscillators Piezoelectric Crystals
- Electron Tubes and Associated Hardware
- Semiconductor Devices and Associated Hardware
- Microcircuits, Electronic
- Electronic Modules
- Headsets, Handsets, Microphones and Speakers
- Electrical Insulators and Insulating Materials
- Electrical Hardware and Supplies
- Electrical Contact Brushes and Electrodes
- Antennas, Waveguides and Related Equipment
- Synchros and Resolvers
- Cable, Cord and Wire Assemblies: Communication Equipment
- Converters, Electrical, Rotating
- Converters, Electrical Nonrotating
- Batteries, Nonrechargeable
- Batteries, Rechargeable
- Wire and Cable, Electrical
- Miscellaneous Electric Power and Distribution Equipment
- Indoor and Outdoor Electric Lighting Fixtures
- Electric Vehicular Lights and Fixtures
- Electric Portable and Hand Lighting Equipment
- Electric Lamps
- Ballasts, Lampholders and Starters
- Nonelectrical Lighting Fixtures
- Miscellaneous Electrical and Electronic Components

The visit dates to and location of the five companies interviewed by SSC, DRIE and EEMAC are outlined in Appendix B, along with a paper elaborating general guidelines and issues which were discussed at the meetings. Sufficient information was provided to enable decision-makers to assess whether they might be interested in learning more about the products. These firms did follow-up with SSC to get additional information as described in the example below (i.e., resistor) and later, when necessary, asked for more details on specific product markets such as compiled by SSC in Appendix C. Data collected on SSC purchases of each of the 39 products is given in Appendix C for each of the individual years 1982 to 1986. The data is shown by:

- a) SSC purchases domestically versus abroad;
- b) SSC purchases domestically by province of origin;
- c) SSC purchases abroad by country of origin;
- d) SSC purchases on a competitive versus non-competitive bid basis; and,
- e) SSC purchases by individual contract size less than and more than \$5000.

EEMAC then undertook a second visit to the five firms in order to consolidate the findings of the study.

It should be noted that the DND and TC information banks on contracts for 1985-86 further describe these products with a 13-digit NATO code, a detailed technical description, the province of consumption, the average price per unit, the quantity purchased and the amount spent in 1985-86, as the following example shows:

<u>NATO Code</u>	<u>Product Description</u>	<u>Province</u>	<u>Unit Price</u> (<u>\$</u>)	<u>Quantity Purchased</u>	<u>Amount Spent</u> (<u>\$</u>)
5905-0003- 97172	<u>Resistor</u> , fixed, wire wound, 2.37 kilohms, 1 pct. tolerance, 3 watt free air at 25°C ambient; 20 ppm/°C coefficient, -55 to + 275°C range; cylin- drical body, 0.187 inches in diameter, 0.560 inches long, nominal dimensions, axial lead terminal each end; inductive.	Alberta	26.71	8	213.68

The first 4 digits of the NATO code refer to the FSC (Federal Supply Classification) groups and classes, the next 4 to the country of patent holder, while the last 5 digits are random/sequential numbers identifying the specific product. These NATO codes may be translated into military and commercial specifications, when applicable, by consulting the microfiche inventory at the many SSC Product Centres located throughout Canada.

3. SURVEY OF THE SELECTED FIRMS

3.1 Profile of the Selected Firms

Marr Electric Limited of Mississauga, Ontario was established 60 years ago by Mr. D.W. Marr's grandfather who invented the screw wire connector in 1924. The firm is one of the earliest manufacturers of connectors, its main line of business, and has a highly automated plant which manufactures, assembles and packages screw-on connectors. Marr undertakes R&D for its wire connector line. Sales range between \$1.0 to \$3.0 million per year, mainly in Canada. The firm has begun marketing its connector products in the U.S. market. Corporate objectives are directed toward expansion and growth opportunities.

Allanson of Toronto, Ontario, a division of Jannock Limited of Toronto, has traditionally been involved in the manufacture of transformers (ballast/arc, neon and fluorescent lighting, ignition, power converters) and battery chargers, and is generally interested in the area of power conversion and power supply. Sales are in the \$5.0 to \$25.0 million range and are export-oriented. Allanson has recently undertaken to diversify from its main product lines into the high-tech field of flexible printed circuit boards (PCB's). All manufacturing at Allanson is highly vertically integrated with Jannock Ltd. whose sales are in the \$250 million range. Allanson performs R&D on all its product lines.

4-12 Electronics of Winnipeg, Manitoba is a young firm involved in manufacturing and distributing satellite equipment including drive systems. The product line has a 70% Canadian content and directly competes with U.S. and Pacific Rim companies. The firm's Canadian and U.S.-based markets are gradually being developed as the company grows.

Zavitz Technology Inc. of Pointe-Claire, Québec is a "third party, in-house service organization", which repairs and refurbishes many types of peripherals for telecommunications equipment. The firm is also a custom designer of equipment and an original equipment manufacturer (OEM) for such products as printed circuit boards.

K.B. Electronics Limited of Halifax, Nova Scotia is a manufacturer of electrical converters for radar equipment, power supply for communications equipment and commercial battery chargers. The firm undertakes R&D on many of its product lines.

3.2 Firms' Response to Market Information

All five companies interviewed for this study endorsed its basic thrust that the existing product-specific information within federal procurement system should be used to develop Canadian sources of supply and Canadian manufacturing. Perceptions of federal procurement procedures and opportunities varied from limited understanding to no knowledge at all.

The majority of small and medium-sized companies serving competitive markets for electrical and electronic products must carefully monitor all costs. This fact precludes these companies from examining broad market information/data on products not directly related to their immediate operations. Acquiring such general data tends to be too costly for any specific use.

These small and medium-sized companies generally view the federal procurement process as cumbersome and expensive. Paperwork burden and overly elaborate inspection procedures are seen as escalating costs and complicating normal business practices and thus have prevented some companies from entering the federal procurement market. Moreover, specifications for products outlined in tenders and bid documents are considered to be rigid and narrow. Such stringent specifications tend to favour primarily a few large corporations with international marketing networks because they can afford to spread the costs of these procurement procedures within their organizations.

The companies interviewed acknowledged that they would welcome market information on federal requirements to assess their potential in meeting specifications on a smaller family of products. For example, selected data, rather than aggregate information, from the 39 products in the electrical and electronic sector, was found to be useful in identifying potential market niches and product opportunities.

4. CONCLUSIONS

The findings of the study lead to the conclusion that existing information/data on products purchased by the federal government can and should be used to promote Canadian sources of supply. These efforts could result in increased manufacturing activity in Canada.

The study also revealed that information on government procurement data should be packaged in a way to enable firms to consider more clearly the investment and market opportunity at hand. In addition, product and market data should be combined with other information such as incentives for plant location and other government assistance programs. This packaged information should be disseminated to senior management of small and medium-sized companies in appropriate formats. Industry associations such as EEMAC could be used as channels towards this purpose.

Procurement information forwarded to suppliers and potential suppliers should be as product-specific and detailed as possible, rather than presented as aggregated data. Market and product information and data should be packaged to meet the specific requirements of companies. An automated information system is required to provide manufacturers with appropriate information on federal procurement. There is also some scope in this process to follow-up on company requests by using EEMAC, and other available mechanisms, to facilitate understanding between buyer intentions (i.e., federal government) and supplier expectations. Often, small and medium-sized firms do not know whether assistance is available or where to go to find the appropriate contacts. This dialogue would permit the government and manufacturers (or potential manufacturers) to consider the various aspects of the procurement process (e.g., specifications, purchasing procedures) and the challenge of undertaking production activities. Such discussions might also allow a small or medium-sized company, which is producing a product for the first time in Canada, to use the public purchasing base as a springboard to the larger domestic market and, ultimately, the international market.

This report focused on past federal requirements which could provide an indication of emerging market opportunities related to upcoming purchases over the next two to five years. Moreover, a number of departments publish and periodically update assessments of their proposed major purchases up to 20 years in the future, an example being Transport Canada's \$5 billion Canadian Airspace Systems Plan. These plans are supplemented with Research and Development programs which forecast and/or assess requirements for

technological innovation in relation to these major purchases. Federal line departments and Supply and Services Canada periodically sponsor conferences and seminars on such plans. Information packages on federal long-range acquisition plans could be developed and widely distributed by industry associations and other available mechanisms, and might prove to be of assistance to companies in Canada.

The study has revealed that industry-government collaboration can be enhanced through a suitable link such as an industry association (i.e., EEMAC in this case). With improved channels of communications, industry might be in a position to better plan its future capital requirements to take advantage of public sector market opportunities. At the same time, the federal government would strive to present business opportunities to industry through its ongoing and upcoming purchases of goods and services.

5. RECOMMENDATIONS

It is recommended that the Steering Committee of federal officials (SSC, DRIE and TC) continue the project in a follow-up phase in order to:

- i) monitor and evaluate the results of the study with all interested companies to secure the development of a Canadian source of supply for one or more of the products under review;
- ii) assess the cost-effectiveness implications of pursuing or operationalizing the elements of the project on an ongoing basis, as well as making the information widely available to industry;
- iii) examine the feasibility of extending the study's scope beyond the 39 product classes to include additional products in the electrical and electronic sector, and other industrial sectors; and,
- iv) implement an automated system to assist in the dissemination of information on federal procurements, procedures and related manufacturing opportunities, to manufacturers; this proposed system could conceivably be integrated into a larger national procurement, technology and market information network.

APPENDIX A

The Electrical and Electronic Manufacturers Association of Canada (EEMAC) publishes the Export Alert at regular intervals throughout the year. The Export Alert is an EEMAC bulletin on global marketing opportunities which is distributed to its membership of about 225 companies in the electronic and electrical industries.

EXPORT ALERT

An EEMAC bulletin on global marketing opportunities

Vol. 5 No. 1 JANUARY 1987

REQUEST FOR TENDER

1. BRAZIL - ELETROBRAS III POWER DISTRIBUTION PROJECT

POWER TRANSFORMERS Loan Number 2565-BR

LIGHT (Servicos de Eletricidade S.A.) is a beneficiary under a loan obtained from the World Bank through Centrais Eletricas Brasileiras S.A. (ELETROBRAS) and intends to apply part of the proceeds of this loan to eligible payments under the contract for equipment required for the expansion of its electric distribution system, for which this invitation to bid is issued.

Invitation for Bids No. TOR(3)-07/86: 18 power transformers 20 MVA to 80 MVA

Bids must be submitted strictly in accordance with the instructions and specifications prepared by LIGHT and on the forms supplied. These instructions specifications and forms which comprise the bid documentation (in Portuguese and English) will be furnished to prospective suppliers upon non-refundable payment of US\$ 200. The bid documents are available only at LIGHT's address below.

Sealed bids will be received by LIGHT until 1400 hours on 19 March 1987 for bid opening immediately thereafter.

A bid guarantee of not less than 5 per cent of the value of the proposed material must accompany each bid.

LIGHT

Servicos de Eletricidade S.A. - Superintendencia de Compras
Avenida Marechal Floriano, 168 (2 andar, sala 211) - Rio de Janeiro RJ, Brazil

2. BRAZIL - ELETROBRAS III POWER DISTRIBUTION PROJECT

DISC-TYPE INSULATORS Loan number 2565-BR

Companhia Paulista de Forca e Luz(CPFL), as a beneficiary under a loan obtained from the World Bank through Centrais Eletricas Brasileiras S.A. (ELETROBRAS), intends to apply part of the proceeds of this loan to eligible payments under contracts for the equipment required for the expansion of its electrical distribution system, to which the present invitations apply.



Electrical and Electronic Manufacturers Association of Canada
Association des manufacturiers d'équipement électrique et électronique du Canada

10 Carlson Court, Suite 500, Rexdale, Ontario M9W 6L2
Telex: 06-989110

Tel: (416) 674-7410
Fax: (416) 674-7412

Bid No. CPFL/FSCO/084/86: Supply of disc-type insulators, as described in bidding documents; bid submission by 0900 hours on 19 March 1987.

Bids must be submitted strictly in accordance with the instructions and specifications prepared by CPFL and on the forms indicated. These instructions, specifications and forms which comprise the bidding documents (in Portuguese and English) will be furnished to prospective suppliers upon request to CPFL's Setor de Contratacoes e Importacao (at the address below) accompanied by a non-refundable payment of US\$ 60 or cruzados 845.40 per set in the two languages. A copy of the receipt for payment should accompany the proposals. The bidding documents are available only at CPFL's address below.

A bid guarantee of not less than 5 per cent of the value of the proposed material must accompany each bid.

Companhia Paulista de Forca e Luz (CPFL)
Rodovia Campinas/Mogi-Mirim, No. 1755 - Bloco III, 2^o andar
CEP 13,100 Campinas/SP, Brasil

3. BRAZIL - ELETROBRAS THIRD POWER DISTRIBUTION PROJECT

ELECTRICAL MATERIALS AND EQUIPMENT

ELETROPAULO-Eletricidade de Sao Paulo S.A., beneficiary under a loan obtained from the World Bank through Centrais Eletricas Brasileiras S.A. (ELETROBRAS), intends to apply part of the proceeds of this loan to eligible payments under contracts for the equipment required for the expansion of its electric power subtransmission and distribution system, to which the present invitation applies.

Invitation for bids, numbers III-101 and III-102

Sealed bids are now invited by ELETROPAULO for the supply of 345-kV oil-filled power cable and accessories (Bid No. III-101); and 40 three-pole circuit switchers (Bid No. III-102).

The instructions, specifications and forms that comprise the bid documentation will be furnished to prospective suppliers against payment of a non-refundable amount of US\$ 200 or cruzados 2,920 per set. A copy of the receipt for payment should accompany the proposal.

The bid document is available only at ELETROPAULO's Treasury Department (second address below).

Bids must be submitted strictly in accordance with the instructions and specifications prepared by ELETROPAULO and on the forms that comprise the bid documentation. A bid guarantee of not less than 5 per cent of the value of the proposed materials must accompany each bid.

Federal Government Market Opportunities

FEB - 9

EEMAC, in collaboration with the federal departments of Supply and Services Canada (SSC), and Regional Industrial Expansion (DRIE), have conducted a pilot study on sources of supply for selected commodities which are regularly purchased by the federal government. More specifically, we are attempting to make manufacturers aware of the size of this market, their share of it, and the share of off-shore suppliers. By providing useful information on some 36 commodity classes listed below, manufacturers may consider competing more effectively in this substantial market. Your responses to EEMAC would be followed-up by more detailed information on each commodity group (i.e., 13 digit code, federal supply classification (FSC), detailed description of commodity, province of consumption, average price/unit, quantity purchased, amount spent).

- Resistors
- Filter and Network
- Circuit Breakers
- Switches
- Connectors, electrical
- Lugs, terminals and terminal strips
- Relays and solenoids
- Coils and transformers
- Oscillators Piezoelectric Crystals
- Electron tubes and Associated Hardware
- Semiconductor Devices and Associated Hardware
- Microcircuits, Electronics
- Electric Modules
- Headsets, Handsets, Microphones and Speakers
- Electrical Insulators and Insulating Material
- Electrical Hardware and Supplies
- Electrical Contact Brushes and Electrodes
- Antennas, Waveguides and Related Equipment
- Synchros and Resolvers
- Cable, Cord and Wire Assemblies: Communications Equipment
- Motors, Electrical
- Generators and Generator Sets, Electrical
- Transformers: Distribution and Power Station
- Converters, Electrical, Rotating
- Convertors, Electrical Nonrotating
- Batteries, Nonrechargeable
- Batteries, Rechargeable
- Wire and Cable, Electrical
- Miscellaneous Electric Power and Distribution Equipment
- Indoor and Outdoor Electric Lighting Fixtures
- Electric Vehicular Lights and Fixtures
- Electric Portable and Hand Lighting Equipment
- Electric Lamps
- Ballasts, Lampholders and Starters
- Non-electrical Lighting Fixtures.
- Miscellaneous Electrical and Electronic Components

Please contact or write to:

Mr. Sundar Raj
Director, International Trade
EEMAC
10 Carlson Court, Suite 500
Rexdale, Ontario
M9W 6L2
Telephone: 1-416-674-7410
Telex: 06989110
Facs: 674-7412

The Bulletin of Business Opportunities is a weekly publication compiled by the federal Department of Supply and Services Canada (SSC). This SSC booklet contains notices of contracts awarded (\$15,000 and above, and on suppliers located in Canada), as well as other information on the federal procurement system.



Supply and Services
Canada


Approvisionnement Services
Canada

Vol. 14 No. 10
March 19, 1987
ISSN 0700-1177

Bulletin of Business Opportunities

Weekly

Disponible en français



The following sections are published in the Bulletin
at regular intervals.

- List of Unclassified Contracts
- Business Opportunities
- News Briefs
- Government of Canada Publications
- Canadian General Standards

Canada

News

FEDERAL GOVERNMENT MARKET OPPORTUNITIES

The Electrical and Electronic Manufacturers Association of Canada (EEMAC), in collaboration with the federal departments of Supply and Services Canada (SSC), and Regional Industrial Expansion (DRIE), have conducted a pilot study on sources of supply for selected commodities which are regularly purchased by the federal government. More specifically, we are attempting to make manufacturers aware of the size of this market, their share of it, and the share of off-shore suppliers. By providing useful information on 39 commodity classification listed below, manufacturers may consider competing more effectively in this substantial market. Your responses to EEMAC would be followed-up by more detailed information on each commodity group (i.e., 13 digit code, federal supply classification (FSC), detailed description of commodity, province of consumption, average price/unit, quantity purchased, amount spent).

- Resistors
- Capacitors
- Filters and networks
- Circuit breakers
- Switches
- Connectors, electrical
- Lugs, terminals and terminal strips
- Relays and solenoids
- Coils and transformers
- Oscillators, piezoelectric crystals
- Electron tubes and associated hardware
- Motors, electrical
- Electrical control equipment
- Generators and generator sets, electrical
- Transformers; distribution and power station
- Converters, electrical rotating
- Converters, electrical nonrotating
- batteries, nonrechargeable
- batteries, rechargeable
- Wire and cable, electrical
- miscellaneous electric power and distribution equipment
- Indoor and outdoor electric lighting fixtures

- Semiconductor devices and associated hardware
- Microcircuits, electronic
- Electric modules
- Headsets, handsets, microphones and speakers
- Electrical insulators and insulating material
- Electrical hardware and supplies
- Electrical contact brushes and electrodes
- Antennas, waveguides and related equipment
- Synchros and resolvers
- Cable, cord and wire assemblies: communications equipment
- Electric vehicular lights and fixtures
- Electric portable and hand lighting equipment
- Electric lamps
- Ballasts, lampholders and starters
- Non-electrical lighting fixtures
- Miscellaneous electrical and electronic components

Please contact or write to:

Mr. Sundar Raj
 Director, International Trade
 EEMAC
 10 Carlson Court, Suite 500
 Rexdale, Ontario
 M9W 6L2
 Telephone: (416) 674-7410
 Telex: 06-989110
 Facs: (416) 674-7412

or Mr. Sami Sourani
 Supply and Services Canada
 Plans and Strategies Coordination
 Branch
 Place du Portage, Phase III, 14A2
 11 Laurier Street
 Hull, Québec K1A 0S5
 Telephone: (819) 994-3525
 Telex: DSS HULL 053-3703



APPENDIX B

PILOT STUDY OF CANADIAN SOURCE DEVELOPMENT
AND INDUSTRIAL EXPANSION OPPORTUNITIES

DISCUSSIONS WITH SELECTED EEMAC FIRMS

Introduction

The purpose of these discussions/interviews is to test some basic hypotheses concerning:

- the reasons behind import penetration in the federal market for 36 commodities of the Electrical Industrial Equipment industry class (i.e., military specs, worldwide MNE product rationalization);
- the firm's view on the structure and composition of the public market sector in Canada (i.e., federal, provincial, municipal, etc.);
- the identification of potential source/supplier development candidates for both companies and commodities.

Nature of the Firm

A general preamble to these discussions is to determine the business strategy of the firm. What does the firm see as its principal line of business? (i.e., resistors, connectors, batteries, etc.) Does the firm perceive that it has major domestic or foreign competitors? How does the firm measure success? (i.e., profits, sales, market shares, etc.) These questions are intended to give a start to the discussions and to provide a general context from which to evaluate more specific responses.

Category of the Firm

Our hypothesis is that there are a variety of types of firms which characterize the underlying situation for source development. Firms can be divided into categories depending on capabilities and interest in government procurement:

- firms currently producing goods and services which are bought and used by government (i.e., existing supplier);
- firms presently producing goods and services which are used by the government but not bought from the firm (i.e., producer not aware of or not interested in government market);
- firms that would like to develop the capabilities to produce goods and services for the government market (i.e., potential supplier)

From DSS data and other sources, we are in a position to identify the first category in a given sector/sub-sector in order to elaborate a source development plan for the potential supplier and the unaware producer. These two types of firms would require different funding mechanisms and other assistance depending on the situation at hand (e.g., DIPP, IRDP, PEMD, provincial incentives, R&D assistance, proposed RSDP). Small firms may have particular or special problems in financing and on the use of incentives.

Product Development Environment

This section refers to determining the constraints under which the firm operates in undertaking of product development:

- product planning process (budgets, targets, techniques used to evaluate specific product projects, transfer of technology, licensing arrangements, etc.);
- how specific potential products are identified (R&D staff, manufacturing, marketing, customers);
- impact of general changes in economic conditions (interest rates, slumping sales, high inventories).

Source/Supplier Assessment of Capabilities

1. Describe your overall corporate strategy.
2. Are you a leader or follower in your industry? Price? Product? Market share? Do you consider yourself as an innovator in your industry? Products, processes, organization, marketing, labour relations?
3. Who do you view as your main competition?
 - Foreign or domestic?
 - Diversified firm or specialized?
 - Integrated or independent?
 - High innovation rate or steady?
4. How competitive is your industry? How does the competition manifest itself? (Margins, marketing effort, etc.)
5. What would you describe as your main rationale for undertaking R&D?
 - new products
 - improving existing products
 - keeping up with competition
 - process/production development
 - other

6. For MNE's, what interaction do you have with your parent company in determining specific product development projects? Do you have one or many product mandates?
7. Are imports significant in your market? For government procurement?

TC/DND Commodity Information

1. Of the 39 commodities shown here, which do you consider part of your product line? Do you import any of these for distribution in Canada? For re-export?
2. Are these product/commodity descriptions (specs) adequate for specific identification? Are you a potential producer of any of these products? Source development? Source establishment?
3. When is the last time that you have submitted a bid for a federal contract? On one of the above commodities? Provincial contract? Other public sector market? What success or problems did you encounter? State volumes, dollars and number of tenders.
4. Are you aware of the size of the public sector market? Market for Industrial Electrical Equipment? Federal? Provincial? Etc?
5. Are you interested in enhancing your access to the federal market? For which commodities? Which obstacles do you foresee? (competition, financing, source listing with DSS, etc.)
6. Do you believe that your industry association (i.e., EEMAC) should be the focal point for undertaking source development activities? Do you think that the "Export Alert" newsletter is the appropriate tool to reach members on these opportunities? Any suggestions?
7. Do your distributors/agents sell, with your support or otherwise, to DSS, DND, or other federal agencies?
8. Do you monitor government procurement in products related to or close to the ones which you market?
9. Do you have any other comments on government procurement processes (federal, provincial, university, municipal, hospital)?
10. Other comments and concerns.

SELECTED FIRMS FOR PROJECT

<u>Company and Date of Visit</u>	<u>Main Line of Business</u>	<u>Interest in the following commodities</u>
Mr. Donald W. Marr President Marr Electric Ltd. 2555 Hensall Street Mississauga, Ont. L5A 2T1 Nov. 12, 1986	Connectors	5930 - Switches 5935 - Connectors, electrical 5940 - plugs, terminals and terminal strips 5977 - electrical contact brushes and electrodes 5999 - Misc. electrical and electronic components 6230 - Electric portable hand lighting equipment
Mr. John Annett President Allanson, Div. of Jannock Ltd. 33 Cranfield Road Toronto, Ont. M4B 3H2 Nov. 25, 1986	Transformers; Converters for neon and fluorescent lighting; flexible PCB's	5930 - Coils and transformers 5963 - Electronics modules 5975 - Electrical hardware and supplies 6120 - Transformers: distribution and power station 6130 - Converters, electrical, nonrotating 6150 - Misc. electric power & distribution equipment 6210 - Indoor & Outdoor electric lighting fixtures 6250 - ballasts, lampholders and starters.
Mr. Sheldon Nelson President COM-SAT Systems 4-12 Electronics 1230 Sherwin Road Winnipeg, Man. R3H 0V3 Nov. 28, 1986	Components for satellite dishes and related electronic equipment	5915 - Filters and networks 5963 - Electronic modules 5985 - Antennas, waveguides & related 5999 - Misc. electrical & electronic components 6150 - Misc. electric power & distribution equipment

SELECTED FIRMS FOR PROJECT (CONTINUED)

<u>Company and Date of Visit</u>	<u>Main Line of Business</u>	<u>Interest in the following commodities</u>
Mr. Peter Kuzak Vice-President Zavitz Technology Incorporated 204 Nordic Avenue Pointe Claire, Quebec H9R 3Y2 Dec. 1, 1986	Repair and refurnishing of peripherals for telecom- munications equipment; custom designer of equipment and OEM (e.g., PCB's)	5915 - Filters & networks 5962 - Microcircuits, electronics 5963 - Electronic modules 5965 - Headsets, handsets, microphones & speakers 5985 - Antennas, waveguides & related
Mr. Hugh M. Snow Manager K.B. Electronics Ltd. 150 Bluewater Road Bedford, Nova Scotia B4B 1G9 December 15, 1986	Electrical converters for radar equipment	6120 - Transformers: distribution and power station 6130 - converters, electrical, nonrotating

APPENDIX C

SUPPLY AND SERVICES CANADA CONTRACTS FOR
ELECTRICAL AND ELECTRONIC COMPONENTS
FOUR YEARS' DATA
FY 1982-83 TO FY 1985-86

Prepared for a pilot study on
Canadian source development

Research and Analysis Group
Plans and Strategies Coordination Branch
Program Development and Evaluation
Directorate
Supply and Services Canada
Hull, Quebec
February 1987

**SUPPLY AND SERVICES CANADA CONTRACTS
FOR ELECTRICAL AND ELECTRONIC COMPONENTS
FOUR YEARS' DATA FY 1982-83 to FY 1985-86***

Section 1: Purchases of Selected Electrical and Electronic Components by Supply and Services Canada, Domestically and Abroad, for various FSC Classes.

Section 2: Domestic Purchases of Selected Electrical and Electronic Components by Supply and Services Canada, by FSC Class.

Section 3: Purchases of Selected Electrical and Electronic Components outside Canada by Supply and Services Canada, by FSC Class.

Section 4: Purchases of Selected Electrical and Electronic Components by Supply and Services Canada, Competitive and Non-Competitive Contracts, for FY 1984-85 and FY 1985-86.

Section 5: Purchases of Selected Electrical and Electronic Components by Supply and Services Canada, by Value Class Interval, for FY 1984-85 and FY 1985-86.

* Any questions regarding this report should be addressed to Mr. Sami Sourani, Chief, Economic and Statistical Analysis, Research and Analysis Group, Plans and Strategies Coordination Branch at (819) 994-3525.

SECTION 1

PURCHASES OF SELECTED ELECTRICAL PRODUCTS
 BY SUPPLY AND SERVICES CANADA
 DOMESTICALLY AND ABROAD
 FOR VARIOUS FSC CLASSES

(In Canadian Dollars)

FEDERAL SUPPLY CLASSIFICATION (FSC)		DATE	TOTAL VALUE SSC CONTRACTS	CANADA		TOTAL OFFSHORE	TOTAL FOREIGN CONTENT	TOTAL FOREIGN CONTENT AS A % OF TOTAL SSC
CLASS	DESCRIPTIONS			TOTAL	FOREIGN CONTENT			
5905	Resistors	1985/86	750,475	658,393	171,503	92,082	263,585	35.12%
		1984/85	2,729,458	1,244,351	450,652	1,485,107	1,935,759	70.92%
		1983/84	3,475,807	1,169,709	481,188	2,306,098	2,787,286	80.19%
		1982/83	1,162,738	1,023,307	323,187	139,431	462,618	39.79%
5910	Capacitors	1985/86	617,965	598,246	109,654	19,719	129,373	20.94%
		1984/85	937,807	662,869	96,291	274,938	371,229	39.58%
		1983/84	972,482	648,147	122,049	324,335	446,384	45.90%
		1982/83	658,401	633,429	279,910	24,972	304,882	46.31%
5915	Filters and Networks	1985/86	1,793,996	1,635,808	442,440	158,188	600,628	33.48%
		1984/85	1,842,559	1,658,750	626,658	183,909	810,467	43.99%
		1983/84	535,808	474,074	139,975	61,734	201,709	37.65%
		1982/83	500,509	341,599	36,667	158,910	195,577	39.08%
5920	Fuses and Lighting Arrestors	1985/86	4,731,127	427,341	190,230	4,303,786	4,494,016	94.99%
		1984/85	23,750,845	570,713	209,050	23,180,132	23,389,182	98.48%
		1983/84	350,194	335,934	142,084	14,260	156,344	44.64%
		1982/83	358,750	314,592	100,912	44,158	145,070	40.44%
5925	Circuit Breakers	1985/86	878,169	717,332	298,291	160,837	459,128	52.28%
		1984/85	344,603	325,244	42,283	19,359	61,642	17.89%
		1983/84	874,205	605,569	269,595	268,636	538,231	61.57%
		1982/83	644,552	553,449	250,031	91,103	341,134	52.93%

PURCHASES OF SELECTED ELECTRICAL PRODUCTS
BY SUPPLY AND SERVICES CANADA
DOMESTICALLY AND ABROAD
FOR VARIOUS FSC CLASSES

(In Canadian Dollars)

FEDERAL SUPPLY CLASSIFICATION (FSC)		DATE	TOTAL VALUE SSC CONTRACTS	CANADA		TOTAL OFFSHORE	TOTAL FOREIGN CONTENT	TOTAL FOREIGN CONTENT AS A % OF TOTAL SSC
CLASS	DESCRIPTIONS			TOTAL	FOREIGN CONTENT			
5930	Switches	1985/86	2,747,275	2,367,230	927,542	380,045	1,307,587	47.60%
		1984/85	3,200,462	2,943,717	1,044,912	256,745	1,301,657	40.67%
		1983/84	1,624,211	1,164,949	309,251	459,262	768,513	47.32%
		1982/83	1,521,573	1,430,470	597,881	91,103	688,984	45.28%
5935	Connectors, Electrical	1985/86	4,136,321	3,857,428	3,353,931	278,893	3,632,824	87.83%
		1984/85	6,681,530	4,878,515	1,575,115	1,803,015	3,378,130	50.56%
		1983/84	2,137,742	1,896,737	375,365	241,005	616,370	28.83%
		1982/83	2,028,478	1,846,355	745,403	182,123	927,526	45.73%
5940	Lugs, Terminals, and Terminal Strips	1985/86	637,632	586,178	109,348	51,454	160,802	25.22%
		1984/85	717,142	515,226	54,757	201,916	256,673	35.79%
		1983/84	1,627,639	610,783	134,282	1,016,856	1,151,138	70.72%
		1982/83	407,314	377,923	174,888	29,391	204,279	50.15%
5945	Relays and Solenoids	1985/86	2,298,527	2,094,735	1,037,757	203,792	1,241,549	54.01%
		1984/85	2,492,508	1,476,975	438,575	1,015,533	1,454,108	58.34%
		1983/84	1,732,231	1,254,252	519,341	477,979	997,320	57.57%
		1982/83	1,107,009	1,083,966	260,710	23,043	283,753	25.63%
5950	Coils and Transformers	1985/86	688,674	540,697	84,571	147,977	232,548	33.77%
		1984/85	1,562,580	1,254,984	421,142	307,596	728,738	46.64%
		1983/84	1,488,299	1,172,633	348,977	315,666	664,643	44.66%
		1982/83	1,107,054	708,386	207,016	398,668	605,684	54.71%

PURCHASES OF SELECTED ELECTRICAL PRODUCTS
 BY SUPPLY AND SERVICES CANADA
 DOMESTICALLY AND ABROAD
 FOR VARIOUS FSC CLASSES

(In Canadian Dollars)

FEDERAL SUPPLY CLASSIFICATION (FSC)		DATE	TOTAL VALUE SSC CONTRACTS	CANADA		TOTAL OFFSHORE	TOTAL FOREIGN CONTENT	TOTAL FOREIGN CONTENT AS A % OF TOTAL SSC
CLASS	DESCRIPTIONS			TOTAL	FOREIGN CONTENT			
5955	Oscillators and Piezoelectric Crystals	1985/86	460,738	391,819	23,498	68,919	92,417	20.06%
		1984/85	355,194	244,919	51,623	110,275	161,898	45.58%
		1983/84	291,619	264,441	6,076	27,178	33,254	11.40%
		1982/83	220,296	207,427	400	12,869	13,269	6.02%
5960	Electron Tubes and Associated Hardware	1985/86	12,514,032	12,291,116	7,410,242	322,916	7,733,158	61.31%
		1984/85	20,283,892	20,171,792	13,446,052	112,100	13,558,152	66.84%
		1983/84	13,427,456	13,026,469	9,671,805	400,987	10,072,792	75.02%
		1982/83	11,204,234	11,148,645	6,710,026	55,589	6,765,615	60.38%
5961	Semiconductor Devices and Associated Hardware	1985/86	1,741,943	1,524,564	418,089	217,379	635,468	36.48%
		1984/85	2,155,325	1,968,435	512,033	186,890	698,923	32.43%
		1983/84	2,549,958	1,769,185	774,005	780,773	1,554,778	60.97%
		1982/83	990,201	947,147	379,104	43,054	422,158	42.63%
5962	Microcircuits, Electronics	1985/86	3,758,294	3,163,162	1,108,148	595,132	1,703,280	45.32%
		1984/85	4,901,637	1,999,554	633,399	2,902,083	3,535,482	72.13%
		1983/84	4,982,473	1,154,040	406,299	3,828,433	4,234,732	84.99%
		1982/83	1,521,864	1,368,417	748,871	153,447	902,318	59.29%
5963	Electronic Modules	1985/86	487,689	475,258	269,564	12,431	282,095	57.84%
		1984/85	477,140	474,778	430,000	2,362	432,362	90.62%
		1983/84	65,364	57,472	30,774	7,892	38,666	59.15%
		1982/83	72,533	37,351	0	35,182	35,182	48.50%

PURCHASES OF SELECTED ELECTRICAL PRODUCTS
BY SUPPLY AND SERVICES CANADA
DOMESTICALLY AND ABROAD
FOR VARIOUS FSC CLASSES

(In Canadian Dollars)

FEDERAL SUPPLY CLASSIFICATION (FSC)		DATE	TOTAL VALUE SSC CONTRACTS	CANADA		TOTAL OFFSHORE	TOTAL FOREIGN CONTENT	TOTAL FOREIGN CONTENT AS A % OF TOTAL SSC
CLASS	DESCRIPTIONS			TOTAL	FOREIGN CONTENT			
5965	Headsets, Handsets, Microphones and Speakers	1985/86	1,806,319	1,609,325	1,021,667	196,994	1,218,661	67.47%
		1984/85	2,705,780	2,675,025	1,617,429	30,755	1,648,184	60.91%
		1983/84	2,195,535	2,036,843	1,187,487	158,692	1,346,179	61.31%
		1982/83	1,414,067	1,310,798	448,763	103,269	552,032	39.04%
5970	Electrical Insulators and Insulating Materials	1985/86	848,744	847,663	179,685	1,081	180,766	21.30%
		1984/85	1,659,432	1,421,305	525,192	238,127	763,319	46.00%
		1983/84	1,046,791	1,037,082	391,285	9,709	400,994	38.31%
		1982/83	819,744	767,471	407,499	52,273	459,772	56.09%
5975	Electrical Hardware and Supplies	1985/86	12,250,975	11,788,268	7,008,793	462,707	7,471,500	60.99%
		1984/85	12,272,568	11,667,335	5,676,482	605,233	6,281,715	51.19%
		1983/84	8,392,765	8,055,151	3,579,997	337,614	3,917,611	46.66%
		1982/83	7,033,694	6,714,100	2,677,298	319,594	2,996,892	42.61%
5977	Electrical Contact Brushes and Electrodes	1985/86	297,485	273,272	87,691	24,213	111,904	37.62%
		1984/85	268,320	251,696	98,690	16,624	115,314	42.98%
		1983/84	343,639	341,341	150,495	2,298	152,793	44.46%
		1982/83	193,372	183,045	66,531	10,327	76,858	39.75%
5985	Antenas, Waveguides and Related Equipment	1985/86	5,874,106	3,856,276	1,703,439	2,017,830	3,721,269	63.35%
		1984/85	8,418,820	7,428,428	2,841,547	990,392	3,831,939	45.52%
		1983/84	8,216,488	7,178,128	3,979,802	1,038,360	5,018,162	61.07%
		1982/83	14,058,264	12,047,124	3,039,684	2,011,140	5,050,824	35.93%

PURCHASES OF SELECTED ELECTRICAL PRODUCTS
BY SUPPLY AND SERVICES CANADA
DOMESTICALLY AND ABROAD
FOR VARIOUS FSC CLASSES

(In Canadian Dollars)

FEDERAL SUPPLY CLASSIFICATION (FSC)		DATE	TOTAL VALUE SSC CONTRACTS	CANADA		TOTAL OFFSHORE	TOTAL FOREIGN CONTENT	TOTAL FOREIGN CONTENT AS A % OF TOTAL SSC
CLASS	DESCRIPTIONS			TOTAL	FOREIGN CONTENT			
5990	Synchros and Resolvers	1985/86	333,211	243,344	95,166	89,867	185,033	55.53%
		1984/85	422,665	381,142	319,232	41,523	360,755	85.35%
		1983/84	174,996	127,219	40,761	47,777	88,538	50.59%
		1982/83	245,710	241,686	165,457	4,024	169,481	68.98%
5995	Cable, Cord and Wire Assemblies: Communications Equipment	1985/86	2,748,397	2,242,551	821,375	505,846	1,327,221	48.29%
		1984/85	3,617,996	2,942,452	1,430,142	675,544	2,105,686	58.20%
		1983/84	2,367,883	2,209,978	1,020,239	157,905	1,178,144	49.76%
		1982/83	1,468,520	1,244,903	281,400	223,617	505,017	34.39%
5999	Miscellaneous Electrical and Electronic Components	1985/86	20,534,855	19,159,355	7,935,690	1,375,500	9,311,190	45.34%
		1984/85	23,139,413	20,405,544	8,248,760	2,733,869	10,982,629	47.46%
		1983/84	22,987,245	19,461,755	7,545,659	3,525,490	11,071,149	48.16%
		1982/83	19,523,650	17,665,819	4,572,106	1,857,831	6,429,937	32.93%
6105	Motors, Electrical	1985/86	2,917,519	2,405,840	393,436	511,679	905,115	31.02%
		1984/85	2,441,151	2,190,131	669,237	251,020	920,257	37.70%
		1983/84	1,566,628	1,372,359	247,282	194,269	441,551	28.18%
		1982/83	1,517,068	1,364,127	360,355	152,941	513,296	33.83%
6110	Electrical Control Equipment	1985/86	4,035,346	3,710,703	1,030,600	324,643	1,355,243	33.58%
		1984/85	7,858,497	7,718,543	1,215,844	139,954	1,355,798	17.25%
		1983/84	5,884,588	5,798,768	502,898	85,820	588,718	10.00%
		1982/83	3,213,766	2,367,104	796,836	846,662	1,643,498	51.14%

PURCHASES OF SELECTED ELECTRICAL PRODUCTS
BY SUPPLY AND SERVICES CANADA
DOMESTICALLY AND ABROAD
FOR VARIOUS FSC CLASSES

(In Canadian Dollars)

FEDERAL SUPPLY CLASSIFICATION (FSC)		DATE	TOTAL VALUE SSC CONTRACTS	CANADA		TOTAL OFFSHORE	TOTAL FOREIGN CONTENT	TOTAL FOREIGN CONTENT AS A % OF TOTAL SSC
CLASS	DESCRIPTIONS			TOTAL	FOREIGN CONTENT			
6115	Generators and Generator Sets, Electrical	1985/86	9,382,733	8,974,830	4,247,207	407,903	4,655,110	49.61%
		1984/85	8,826,271	8,566,452	3,891,186	259,819	4,151,005	47.03%
		1983/84	7,734,738	7,518,694	3,739,062	216,044	3,955,106	51.13%
		1982/83	9,366,769	9,062,269	3,420,104	304,500	3,724,604	39.76%
6116	Fuel Cell Power Units, Components and Accessories	1985/86	129,284	129,910	49,767	374	50,141	38.78%
		1984/85	15,278	12,963	0	2,315	2,315	15.15%
		1983/84	50,309	47,974	22,960	2,335	25,295	50.28%
		1982/83	37,520	37,520	22,960	0	22,960	61.19%
6120	Transformers: Distribution and Power Station	1985/86	1,517,261	1,492,873	1,103,302	24,388	1,127,690	74.32%
		1984/85	1,450,944	1,436,940	887,377	14,004	901,381	62.12%
		1983/84	1,059,784	1,048,211	538,620	11,573	550,193	51.92%
		1982/83	1,025,121	910,546	539,510	114,575	654,085	63.81%
6125	Convertors, Electrical, Rotating	1985/86	1,040,824	644,246	272,529	396,578	669,107	64.29%
		1984/85	177,429	122,743	32,423	54,686	87,109	49.10%
		1983/84	665,097	574,623	431,392	90,474	521,866	78.46%
		1982/83	243,310	234,644	154,601	8,666	163,267	67.10%
6130	Convertors, Electrical, Nonrotating	1985/86	4,241,237	3,683,650	1,415,957	557,587	1,973,544	46.53%
		1984/85	3,025,442	2,446,283	750,966	579,159	1,330,125	43.96%
		1983/84	4,832,912	4,543,674	1,570,946	289,238	1,860,184	38.49%
		1982/83	2,630,926	2,541,415	626,983	89,511	716,494	27.23%

PURCHASES OF SELECTED ELECTRICAL PRODUCTS
BY SUPPLY AND SERVICES CANADA
DOMESTICALLY AND ABROAD
FOR VARIOUS FSC CLASSES

(In Canadian Dollars)

FEDERAL SUPPLY CLASSIFICATION (FSC)		DATE	TOTAL VALUE SSC CONTRACTS	CANADA		TOTAL OFFSHORE	TOTAL FOREIGN CONTENT	TOTAL FOREIGN CONTENT AS A % OF TOTAL SSC
CLASS	DESCRIPTIONS			TOTAL	FOREIGN CONTENT			
6135	Batteries, Nonrechargeable	1985/86	7,509,382	7,410,215	3,127,601	99,167	3,226,768	42.97%
		1984/85	8,710,391	7,223,988	2,998,976	1,486,403	4,485,379	51.49%
		1983/84	7,715,340	6,662,988	2,150,749	1,052,352	3,203,101	41.52%
		1982/83	6,314,026	5,889,869	1,525,787	424,157	1,949,944	30.88%
6140	Batteries, Rechargeable	1985/86	2,338,020	2,221,183	837,832	116,837	954,669	40.83%
		1984/85	2,668,060	2,819,840	1,035,955	(151,780)	884,175	33.14%
		1983/84	4,198,943	4,142,016	1,301,184	56,927	1,358,111	32.34%
		1982/83	2,772,859	1,436,924	339,248	1,335,935	1,675,183	60.41%
6145	Wire and Cable, Electrical	1985/86	10,349,801	9,184,661	5,250,841	1,165,140	6,415,981	61.99%
		1984/85	11,179,397	11,022,482	6,685,356	156,915	6,842,271	61.20%
		1983/84	6,793,235	6,294,528	2,570,326	498,707	3,069,033	45.18%
		1982/83	4,322,849	4,195,350	1,315,327	127,499	1,442,826	33.38%
6150	Miscellaneous Electric Power and Distribution Equipment	1985/86	1,942,647	1,794,853	675,201	147,794	822,995	42.36%
		1984/85	1,461,266	1,350,028	588,873	111,238	700,111	47.91%
		1983/84	1,244,355	1,192,620	271,023	51,735	322,758	25.94%
		1982/83	844,132	763,741	126,914	80,391	207,305	24.56%
6210	Indoor and Outdoor Electric Lighting Fixtures	1985/86	3,054,068	2,878,249	1,338,547	175,819	1,514,366	49.59%
		1984/85	4,494,884	4,399,083	2,797,306	95,801	2,893,107	64.36%
		1983/84	3,757,376	3,679,805	1,910,137	77,571	1,987,708	52.90%
		1982/83	2,937,042	2,705,854	1,457,890	231,188	1,689,078	57.51%

PURCHASES OF SELECTED ELECTRICAL PRODUCTS
BY SUPPLY AND SERVICES CANADA
DOMESTICALLY AND ABROAD
FOR VARIOUS FSC CLASSES

(In Canadian Dollars)

FEDERAL SUPPLY CLASSIFICATION (FSC)		DATE	TOTAL VALUE SSC CONTRACTS	CANADA		TOTAL OFFSHORE	TOTAL FOREIGN CONTENT	TOTAL FOREIGN CONTENT AS A % OF TOTAL SSC
CLASS	DESCRIPTIONS			TOTAL	FOREIGN CONTENT			
6220	Electric Vehicular Lights and Fixtures	1985/86	1,564,337	614,008	259,498	950,329	1,209,827	77.34%
		1984/85	1,192,284	755,662	409,414	436,622	846,036	70.96%
		1983/84	1,085,492	732,743	411,584	352,749	764,333	70.41%
		1982/83	968,864	411,464	148,157	557,400	705,557	72.82%
6230	Electric Portable and Hand Lighting Equipment	1985/86	2,239,019	2,000,797	1,510,045	238,222	1,748,267	78.08%
		1984/85	2,140,061	1,978,160	1,371,668	161,901	1,533,569	71.66%
		1983/84	2,548,602	2,213,066	1,491,486	335,536	1,827,022	71.69%
		1982/83	1,326,539	1,207,289	630,221	119,250	749,471	56.50%
6240	Electric Lamps	1985/86	4,227,858	3,949,984	2,803,830	277,874	3,081,704	72.89%
		1984/85	4,361,892	4,012,935	2,605,260	348,957	2,954,217	67.73%
		1983/84	3,966,548	3,705,156	2,361,533	261,392	2,622,925	66.13%
		1982/83	4,519,701	4,354,349	3,015,587	165,352	3,180,939	70.38%
6250	Ballasts, Lampholders and Starters	1985/86	660,112	660,112	306,876	0	306,876	46.49%
		1984/85	770,675	766,729	66,948	3,946	70,894	9.20%
		1983/84	970,923	945,177	508,902	25,746	534,648	55.07%
		1982/83	969,618	963,162	169,460	6,456	175,916	18.14%
6260	Non-electric Lighting Fixtures	1985/86	816,302	789,026	555,152	27,276	582,428	71.35%
		1984/85	1,158,442	1,091,984	537,415	66,458	603,873	52.13%
		1983/84	881,534	866,099	516,874	15,435	532,309	60.38%
		1982/83	521,456	519,473	366,949	1,983	368,932	70.75%

SECTION 2

PURCHASES OF SELECTED ELECTRICAL PRODUCTS
BY SUPPLY AND SERVICES CANADA
FSC CLASS 5910 CAPACITORS
IN CANADIAN DOLLARS

	ATLANTIC				QUE	ONT	PRAIRIE			BC	YUKON & NWT	TOTAL CANADA
	NFLD	PEI	NS	NB			MAN	SASK	ALTA			
1985/86												
NUMBER OF CONTRACTS	0	0	5	0	91	255	3	0	9	2	0	365
TOTAL VALUE \$	0	0	2,668	0	324,682	262,846	1,059	0	4,273	2,718	0	598,245
FOREIGN CONTENT VALUE \$	0	0	0	0	96,280	13,374	0	0	0	0	0	109,654
% FOREIGN CONTENT	0.00%	0.00%	0.00%	0.00%	29.65%	5.09%	0.00%	0.00%	0.00%	0.00%	0.00%	18.33%
1984/85												
NUMBER OF CONTRACTS	0	0	11	0	142	275	0	2	26	7	0	463
TOTAL VALUE \$	0	0	28,697	0	309,749	293,059	0	11,175	17,595	2,594	0	662,869
FOREIGN CONTENT VALUE \$	0	0	111	0	66,819	29,361	0	0	0	0	0	96,291
% FOREIGN CONTENT	0.00%	0.00%	0.39%	0.00%	21.57%	10.02%	0.00%	0.00%	0.00%	0.00%	0.00%	14.53%
1983/84												
NUMBER OF CONTRACTS	0	0	6	1	158	270	1	3	9	4	0	452
TOTAL VALUE \$	0	0	1,415	309	301,911	328,109	432	944	3,918	11,389	0	648,147
FOREIGN CONTENT VALUE \$	0	0	0	0	61,802	60,247	0	0	0	0	0	122,049
% FOREIGN CONTENT	0.00%	0.00%	0.00%	0.00%	20.48%	18.36%	0.00%	0.00%	0.00%	0.00%	0.00%	18.83%
1982/83												
NUMBER OF CONTRACTS	1	0	1	1	160	180	0	5	1	10	0	362
TOTAL VALUE \$	355	0	347	10,000	390,733	191,506	0	3,259	12,759	24,370	0	633,429
FOREIGN CONTENT VALUE \$	0	0	0	0	233,747	45,573	0	0	0	498	0	279,910
% FOREIGN CONTENT	0.00%	0.00%	0.00%	0.00%	59.82%	23.84%	0.00%	0.00%	0.00%	2.01%	0.00%	44.19%

PURCHASES OF SELECTED ELECTRICAL PRODUCTS
BY SUPPLY AND SERVICES CANADA
FSC CLASS 5920 FUSES AND LIGHTING ARRESTERS
IN CANADIAN DOLLARS

	ATLANTIC				QUE	ONT	PRAIRIE			BC	YUKON & NWT	TOTAL CANADA
	NFLD	PEI	NS	NB			MAN	SASK	ALTA			
1985/86												
NUMBER OF CONTRACTS	2	0	9	5	39	79	2	4	11	9	0	160
TOTAL VALUE \$	447	0	6,930	5,578	62,813	272,879	21,025	9,708	37,077	10,884	0	427,341
FOREIGN CONTENT VALUE \$	0	0	0	0	2,742	153,058	0	0	34,430	0	0	190,230
% FOREIGN CONTENT	0.00%	0.00%	0.00%	0.00%	4.37%	56.09%	0.00%	0.00%	92.86%	0.00%	0.00%	44.51%
1984/85												
NUMBER OF CONTRACTS	10	0	20	4	57	118	5	1	17	10	0	242
TOTAL VALUE \$	1,692	0	11,975	3,143	235,328	273,675	3,135	1,372	15,938	24,455	0	570,713
FOREIGN CONTENT VALUE \$	0	0	0	0	114,327	94,723	0	0	0	0	0	209,050
% FOREIGN CONTENT	0.00%	0.00%	0.00%	0.00%	48.58%	34.61%	0.00%	0.00%	0.00%	0.00%	0.00%	36.63%
1983/84												
NUMBER OF CONTRACTS	10	0	13	3	35	72	7	2	12	3	0	157
TOTAL VALUE \$	3,580	0	13,432	1,270	120,725	177,836	10,917	169	7,088	1,917	0	335,934
FOREIGN CONTENT VALUE \$	0	0	0	0	40,946	101,138	0	0	0	0	0	142,084
% FOREIGN CONTENT	0.00%	0.00%	0.00%	0.00%	33.92%	56.87%	0.00%	0.00%	0.00%	0.00%	0.00%	42.30%
1982/83												
NUMBER OF CONTRACTS	3	0	9	3	57	78	13	1	16	4	0	184
TOTAL VALUE \$	2,972	0	4,069	1,363	106,882	133,438	51,292	361	11,586	2,629	0	314,592
FOREIGN CONTENT VALUE \$	0	0	0	0	33,135	52,177	15,600	0	0	0	0	100,912
% FOREIGN CONTENT	0.00%	0.00%	0.00%	0.00%	31.00%	39.10%	30.41%	0.00%	0.00%	0.00%	0.00%	32.08%

PURCHASES OF SELECTED ELECTRICAL PRODUCTS
 BY SUPPLY AND SERVICES CANADA
 FSC CLASS 5960 ELECTRON TUBES AND ASSOCIATED HARDWARE
 IN CANADIAN DOLLARS

	ATLANTIC						PRAIRIE			BC	YUKON & NWT	TOTAL CANADA
	NFLD	PEI	NS	NB	QUE	ONT	MAN	SASK	ALTA			
1985/86												
NUMBER OF CONTRACTS	8	0	6	2	52	236	0	1	29	8	0	342
TOTAL VALUE \$	6,532	0	5,011	0	874,894	11,092,513	0	637	301,717	9,812	0	12,291,116
FOREIGN CONTENT VALUE \$	0	0	1,321	0	605,814	6,574,938	0	0	228,169	0	0	7,410,242
% FOREIGN CONTENT	0.00%	0.00%	26.36%	0.00%	69.24%	59.27%	0.00%	0.00%	75.62%	0.00%	0.00%	60.29%
1984/85												
NUMBER OF CONTRACTS	32	0	16	6	144	362	2	1	28	27	0	618
TOTAL VALUE \$	15,948	0	21,602	2,233	4,551,622	15,373,223	942	405	145,583	60,234	0	20,171,792
FOREIGN CONTENT VALUE \$	0	0	0	0	3,370,253	9,996,337	0	0	79,462	0	0	13,446,052
% FOREIGN CONTENT	0.00%	0.00%	0.00%	0.00%	74.05%	65.02%	0.00%	0.00%	54.58%	0.00%	0.00%	66.66%
1983/84												
NUMBER OF CONTRACTS	18	0	12	11	162	332	1	1	27	12	0	576
TOTAL VALUE \$	20,229	0	13,937	7,419	2,249,700	10,607,321	1,280	249	108,022	19,212	0	13,026,469
FOREIGN CONTENT VALUE \$	0	0	0	0	1,543,335	8,092,570	0	0	35,900	0	0	9,571,805
% FOREIGN CONTENT	0.00%	0.00%	0.00%	0.00%	68.60%	76.29%	0.00%	0.00%	33.23%	0.00%	0.00%	74.25%
1982/83												
NUMBER OF CONTRACTS	3	0	1	5	121	236	1	1	25	9	0	406
TOTAL VALUE \$	2,990	0	13,983	4,358	1,473,588	9,420,120	479	265	184,266	48,696	0	11,148,645
FOREIGN CONTENT VALUE \$	0	0	55,555	1,529	964,328	5,633,173	0	0	55,440	0	0	5,710,026
% FOREIGN CONTENT	0.00%	0.00%	400.17%	35.08%	65.44%	59.80%	0.00%	0.00%	30.09%	0.00%	0.00%	60.19%

PURCHASES OF SELECTED ELECTRICAL PRODUCTS
BY SUPPLY AND SERVICES CANADA
FSC CLASS 5965 HEADSETS, HANDSETS, MICROPHONES & SPEAKERS
IN CANADIAN DOLLARS

	ATLANTIC						PRAIRIE			BC	YUKON & NWT	TOTAL CANADA
	NFLD	PEI	NS	NB	QUE	ONT	MAN	SASK	ALTA			
1985/86												
NUMBER OF CONTRACTS	0	0	10	0	45	113	6	0	1	22	0	197
TOTAL VALUE \$	0	0	19,451	0	674,962	718,041	141,732	0	266	54,873	0	1,609,325
FOREIGN CONTENT VALUE \$	0	0	1,350	0	502,152	383,005	133,168	0	0	1,992	0	1,021,667
% FOREIGN CONTENT	0.00%	0.00%	6.94%	0.00%	74.40%	53.34%	93.96%	0.00%	0.00%	3.63%	0.00%	63.48%
1984/85												
NUMBER OF CONTRACTS	1	0	11	3	45	146	6	0	3	8	0	223
TOTAL VALUE \$	106	0	10,379	11,702	763,927	1,872,100	3,225	0	1,675	11,911	0	2,675,025
FOREIGN CONTENT VALUE \$	0	0	398	0	407,344	1,209,686	0	0	0	0	0	1,617,429
% FOREIGN CONTENT	0.00%	0.00%	3.84%	0.00%	53.32%	64.62%	0.00%	0.00%	0.00%	0.00%	0.00%	60.46%
1983/84												
NUMBER OF CONTRACTS	0	0	20	6	52	179	3	6	5	8	0	279
TOTAL VALUE \$	0	0	14,809	13,224	625,185	1,354,158	9,285	2,467	3,780	13,935	0	2,036,849
FOREIGN CONTENT VALUE \$	0	0	3,400	0	412,491	768,427	3,169	0	0	0	0	1,197,487
% FOREIGN CONTENT	0.00%	0.00%	22.96%	0.00%	65.98%	56.75%	34.13%	0.00%	0.00%	0.00%	0.00%	0.00%
1982/83												
NUMBER OF CONTRACTS	2	0	6	3	62	177	4	7	15	9	0	285
TOTAL VALUE \$	11,067	0	5,822	7,972	404,650	841,178	2,059	16,119	15,595	6,336	0	1,310,798
FOREIGN CONTENT VALUE \$	0	0	0	0	132,503	309,372	0	6,888	0	0	0	448,763
% FOREIGN CONTENT	0.00%	0.00%	0.00%	0.00%	32.75%	36.78%	0.00%	42.73%	0.00%	0.00%	0.00%	34.24%

PURCHASES OF SELECTED ELECTRICAL PRODUCTS
BY SUPPLY AND SERVICES CANADA
FSC CLASS 5975 ELECTRICAL HARDWARE AND SUPPLIES
IN CANADIAN DOLLARS

	ATLANTIC				QUE	ONT	PRAIRIE			BC	YUKON & NWT	TOTAL CANADA
	NFLD	PEI	NS	NB			MAN	SASK	ALTA			
1985/86												
NUMBER OF CONTRACTS	241	22	76	226	577	846	117	55	146	162	14	2,482
TOTAL VALUE \$	492,077	159,790	162,706	747,089	3,234,248	3,576,512	895,916	250,946	1,184,291	1,029,733	24,900	11,788,268
FOREIGN CONTENT VALUE \$	164,887	100,000	85,263	390,463	2,180,062	1,976,074	652,251	74,173	823,477	562,143	0	7,008,793
% FOREIGN CONTENT	33.51%	62.58%	52.40%	52.26%	67.41%	55.25%	72.80%	29.56%	69.53%	54.59%	0.00%	59.46%
1984/85												
NUMBER OF CONTRACTS	345	30	112	256	944	1,094	109	80	207	331	15	3,531
TOTAL VALUE \$	441,138	173,205	120,135	654,740	2,173,051	4,028,865	803,747	425,918	1,183,997	1,592,214	70,325	11,667,335
FOREIGN CONTENT VALUE \$	70,862	100,000	3,973	333,984	691,161	1,910,291	582,000	325,000	754,050	905,161	0	5,676,482
% FOREIGN CONTENT	16.06%	57.74%	3.31%	51.01%	31.81%	47.42%	72.41%	76.31%	63.69%	56.85%	0.00%	48.55%
1983/84												
NUMBER OF CONTRACTS	164	5	90	239	666	873	73	57	177	357	10	2,711
TOTAL VALUE \$	191,790	11,306	43,551	303,145	2,721,855	2,235,762	133,763	205,642	931,393	1,312,066	64,878	8,055,151
FOREIGN CONTENT VALUE \$	40,000	0	1,458	675	1,827,269	689,829	0	138,000	531,100	351,666	0	2,579,997
% FOREIGN CONTENT	20.86%	0.00%	3.35%	0.22%	67.13%	30.85%	0.00%	67.11%	63.98%	26.80%	0.00%	44.44%
1982/83												
NUMBER OF CONTRACTS	50	1	29	138	447	617	43	53	92	203	7	1,535
TOTAL VALUE \$	95,665	9,800	18,086	200,756	2,399,737	1,983,888	120,742	138,975	593,737	1,102,322	50,392	6,714,100
FOREIGN CONTENT VALUE \$	0	0	1,451	0	1,575,691	95,798	0	65,000	319,358	620,000	0	2,579,298
% FOREIGN CONTENT	0.00%	0.00%	8.02%	0.00%	65.66%	4.83%	0.00%	46.77%	53.79%	56.24%	0.00%	39.98%

PURCHASES OF SELECTED ELECTRICAL PRODUCTS
BY SUPPLY AND SERVICES CANADA
FSC CLASS 5985 ANTENAS, WAVEGUIDES AND RELATED EQUIPMENT
IN CANADIAN DOLLARS

	ATLANTIC				QUE	ONT	PRAIRIE			BC	YUKON & NWT	TOTAL CANADA
	NFLD	PEI	NS	NB			MAN	SASK	ALTA			
1985/86												
NUMBER OF CONTRACTS	10	0	43	5	78	248	30	2	16	45	0	477
TOTAL VALUE \$	17,287	0	172,620	12,132	814,731	2,438,397	71,748	0	119,151	210,210	0	3,856,276
FOREIGN CONTENT VALUE \$	0	0	12,500	1,371	461,287	1,082,517	15,298	0	55,150	75,316	0	1,709,439
% FOREIGN CONTENT	0.00%	0	7.24%	11.30%	56.62%	44.39%	21.32%	0.00%	46.29%	35.83%	0.00%	44.17%
1984/85												
NUMBER OF CONTRACTS	9	0	38	9	92	291	21	4	14	55	0	533
TOTAL VALUE \$	33,802	0	1,284,543	41,014	576,112	5,182,694	62,584	15,600	55,025	177,054	0	7,428,428
FOREIGN CONTENT VALUE \$	0	0	67,187	0	249,175	2,443,356	0	(18,513)	30,000	70,342	0	2,941,547
% FOREIGN CONTENT	0.00%	0.00%	5.23%	0.00%	43.25%	47.14%	0.00%	-118.67%	54.52%	39.73%	0.00%	38.25%
1983/84												
NUMBER OF CONTRACTS	20	0	29	7	125	307	13	3	14	57	0	575
TOTAL VALUE \$	23,795	0	1,162,633	43,159	1,500,773	4,070,552	61,817	29,252	98,357	197,790	0	7,179,128
FOREIGN CONTENT VALUE \$	0	0	1,114,903	0	675,093	2,040,900	3,170	25,900	52,666	58,070	9	3,979,802
% FOREIGN CONTENT	0.00%	0.00%	95.89%	0.00%	44.98%	50.14%	5.13%	85.46%	70.92%	29.36%	0.00%	55.44%
1982/83												
NUMBER OF CONTRACTS	6	2	34	9	67	201	9	4	9	53	3	396
TOTAL VALUE \$	9,605	2,380	1,700,663	12,440	2,930,090	4,074,547	3,001,228	94,977	33,593	183,715	3,886	12,047,124
FOREIGN CONTENT VALUE \$	0	0	162,521	0	422,965	2,082,413	255,623	43,050	0	73,112	0	3,039,684
% FOREIGN CONTENT	0.00%	0.00%	9.56%	0.00%	14.44%	51.11%	8.52%	45.33%	0.00%	39.80%	0.00%	25.23%

PURCHASES OF SELECTED ELECTRICAL PRODUCTS
BY SUPPLY AND SERVICES CANADA
FSC CLASS 5995 CABLE, CORD AND WIRE ASSEMBLIES:
COMMUNICATIONS EQUIPMENT
IN CANADIAN DOLLARS

	ATLANTIC				QUE	ONT	PRAIRIE			BC	YUKON & NWT	TOTAL CANADA
	NFLD	PEI	NS	NB			MAN	SASK	ALTA			
1985/86												
NUMBER OF CONTRACTS	0	0	6	7	77	322	21	2	38	30	1	504
TOTAL VALUE \$	0	0	29,477	11,605	573,558	1,282,875	155,242	986	136,021	51,656	1,131	2,242,551
FOREIGN CONTENT VALUE \$	0	0	0	0	245,041	398,239	89,711	0	73,808	14,576	0	821,375
% FOREIGN CONTENT	0.00%	0.00%	0.00%	0.00%	42.72%	31.04%	57.79%	0.00%	54.26%	28.22%	0.00%	36.63%
1984/85												
NUMBER OF CONTRACTS	2	0	19	7	122	379	29	3	35	27	1	624
TOTAL VALUE \$	598	0	22,760	11,346	779,890	1,720,417	312,006	3,408	33,005	57,545	1,477	2,942,452
FOREIGN CONTENT VALUE \$	0	0	0	0	387,678	779,228	234,318	0	0	29,918	0	1,430,142
% FOREIGN CONTENT	0.00%	0.00%	0.00%	0.00%	49.71%	45.29%	75.10%	0.00%	0.00%	50.25%	0.00%	48.60%
1983/84												
NUMBER OF CONTRACTS	4	0	8	6	118	342	16	3	7	17	1	522
TOTAL VALUE \$	1,185	0	88,752	7,437	950,658	1,053,057	27,533	1,854	32,474	44,636	2,392	2,209,978
FOREIGN CONTENT VALUE \$	0	0	37,000	0	615,400	337,939	0	0	30,000	0	0	1,020,239
% FOREIGN CONTENT	0.00%	0.00%	41.69%	0.00%	64.73%	32.08%	0.00%	0.00%	92.38%	0.00%	0.00%	46.17%
1982/83												
NUMBER OF CONTRACTS	5	0	7	1	115	299	9	4	14	25	1	471
TOTAL VALUE \$	8,424	0	3,404	3,000	446,888	696,777	14,932	8,077	23,409	39,445	547	1,244,903
FOREIGN CONTENT VALUE \$	0	0	0	0	158,394	112,165	840	0	0	0	0	281,400
% FOREIGN CONTENT	0.00%	0.00%	0.00%	0.00%	37.68%	16.10%	5.63%	0.00%	0.00%	0.00%	0.00%	22.60%

PURCHASES OF SELECTED ELECTRICAL PRODUCTS
 BY SUPPLY AND SERVICES CANADA
 FSC CLASS 5999 MISCELLANEOUS ELECTRICAL AND ELECTRONIC COMPONENTS
 IN CANADIAN DOLLARS

	ATLANTIC						PRAIRIE			BC	YUKON & NWT	TOTAL CANADA
	NFLD	PEI	NS	NB	QUE	ONT	MAN	SASK	ALTA			
1985/86												
NUMBER OF CONTRACTS	41	0	874	42	1,062	2,181	47	18	454	244	5	4,968
TOTAL VALUE \$	124,017	0	1,530,288	284,789	3,929,896	10,595,865	243,337	102,551	690,207	1,654,324	14,081	19,159,355
FOREIGN CONTENT VALUE \$	0	0	602,984	197,000	1,038,934	5,108,564	50,000	90,000	193,844	654,364	0	7,935,690
% FOREIGN CONTENT	0.00%	0.00%	39.40%	69.17%	26.44%	48.26%	20.55%	87.76%	28.08%	39.55%	0.00%	41.42%
1984/85												
NUMBER OF CONTRACTS	34	4	968	76	1,456	2,902	87	46	420	329	10	6,332
TOTAL VALUE \$	174,643	7,057	2,023,646	625,111	4,548,170	9,939,989	353,603	178,251	746,319	1,791,497	17,258	20,405,544
FOREIGN CONTENT VALUE \$	110,547	0	924,183	514,521	1,368,385	4,078,369	85,000	105,582	180,020	875,230	6,923	8,248,760
% FOREIGN CONTENT	63.30%	0.00%	45.67%	82.31%	30.09%	41.03%	24.04%	59.23%	24.12%	48.85%	40.11%	40.42%
1983/84												
NUMBER OF CONTRACTS	63	10	927	76	1,720	3,154	180	32	255	301	3	6,721
TOTAL VALUE \$	225,843	142,940	1,344,438	479,060	4,160,553	10,032,142	937,215	45,732	569,342	1,521,993	2,497	19,461,755
FOREIGN CONTENT VALUE \$	84,575	100,000	347,854	365,526	1,176,411	3,919,986	486,366	0	204,941	860,990	0	7,545,659
% FOREIGN CONTENT	37.45%	69.96%	25.87%	76.30%	28.28%	39.07%	51.89%	0.00%	36.00%	56.50%	0.00%	38.77%
1982/83												
NUMBER OF CONTRACTS	75	4	869	54	1,590	2,680	137	19	186	254	8	5,876
TOTAL VALUE \$	191,139	3,394	1,548,576	533,244	3,853,057	8,277,189	934,922	118,748	551,793	1,625,871	27,886	17,665,819
FOREIGN CONTENT VALUE \$	1,300	0	307,217	301,738	729,579	1,574,304	435,669	103,000	103,400	915,899	0	4,572,106
% FOREIGN CONTENT	0.68%	0.00%	19.84%	56.59%	18.94%	20.23%	46.60%	86.74%	18.74%	56.33%	0.00%	25.88%

PURCHASES OF SELECTED ELECTRICAL PRODUCTS
BY SUPPLY AND SERVICES CANADA
FSC CLASS 6110 ELECTRICAL CONTROL EQUIPMENT
IN CANADIAN DOLLARS

	ATLANTIC				QUE	ONT	PRAIRIE			BC	YUKON & NWT	TOTAL CANADA
	NFLD	PEI	NS	NB			MAN	SASK	ALTA			
1985/86												
NUMBER OF CONTRACTS	1	1	13	0	63	113	13	0	26	12	0	242
TOTAL VALUE \$	1,532	352	66,558	0	338,799	2,829,330	156,914	0	238,958	79,360	0	3,710,703
FOREIGN CONTENT VALUE \$	0	0	54,677	0	175,849	557,010	110,395	0	72,063	60,506	0	1,030,600
% FOREIGN CONTENT	0.00%	0.00%	82.15%	0.00%	51.90%	19.69%	70.35%	0.00%	30.17%	76.37%	0.00%	27.77%
1984/85												
NUMBER OF CONTRACTS	8	0	35	5	57	118	26	0	9	32	1	291
TOTAL VALUE \$	6,787	0	41,609	22,165	403,519	6,917,060	34,776	0	13,307	279,029	291	7,718,543
FOREIGN CONTENT VALUE \$	0	0	12,010	0	265,752	730,466	0	0	0	207,616	0	1,215,844
% FOREIGN CONTENT	0.00%	0.00%	28.86%	0.00%	65.86%	10.56%	0.00%	0.00%	0.00%	74.41%	0.00%	15.75%
1983/84												
NUMBER OF CONTRACTS	3	0	47	5	67	103	21	0	17	25	0	288
TOTAL VALUE \$	643	0	75,570	5,455	623,579	4,577,486	54,166	0	221,529	140,339	0	5,798,768
FOREIGN CONTENT VALUE \$	0	0	0	4,279	137,755	194,421	0	0	28,584	77,859	0	502,898
% FOREIGN CONTENT	0.00%	0.00%	0.00%	78.43%	21.71%	4.16%	0.00%	0.00%	12.90%	55.48%	0.00%	8.67%
1982/83												
NUMBER OF CONTRACTS	5	0	3	3	53	78	6	5	13	20	0	186
TOTAL VALUE \$	2,609	0	2,728	16,902	376,472	1,714,704	73,491	9,377	73,158	97,663	0	2,367,104
FOREIGN CONTENT VALUE \$	0	0	0	0	131,294	568,208	58,275	9	9	39,058	0	795,836
% FOREIGN CONTENT	0.00%	0.00%	0.00%	0.00%	34.87%	33.14%	79.30%	0.00%	0.00%	39.99%	0.00%	33.66%

PURCHASES OF SELECTED ELECTRICAL PRODUCTS
BY SUPPLY AND SERVICES CANADA
FSC CLASS 5115 GENERATORS AND GENERATOR SETS, ELECTRICAL
IN CANADIAN DOLLARS

	ATLANTIC						PRAIRIE			BC	YUKON & NWT	TOTAL CANADA
	NFLD	PEI	NS	NB	QUE	ONT	MAN	SASK	ALTA			
1985/86												
NUMBER OF CONTRACTS	11	1	22	3	47	156	9	6	36	49	11	351
TOTAL VALUE \$	37,150	43,260	1,149,796	12,814	867,487	5,669,131	70,955	9,354	288,620	725,292	100,971	8,974,830
FOREIGN CONTENT VALUE \$	0	43,260	585,019	6,105	589,553	2,599,885	41,289	0	40,727	276,039	65,330	4,247,207
% FOREIGN CONTENT	0.00%	100.00%	50.88%	47.64%	67.96%	45.86%	58.19%	0.00%	14.11%	38.06%	64.70%	47.32%
1984/85												
NUMBER OF CONTRACTS	17	4	18	5	73	212	15	8	25	65	16	458
TOTAL VALUE \$	29,895	4,253	307,194	9,009	1,390,395	5,471,378	215,960	26,529	44,990	1,043,903	22,946	8,566,452
FOREIGN CONTENT VALUE \$	0	0	129,992	0	616,372	2,438,770	68,305	0	0	637,747	0	3,891,186
% FOREIGN CONTENT	0.00%	0.00%	42.32%	0.00%	44.33%	44.57%	31.63%	0.00%	0.00%	61.09%	0.00%	45.42%
1983/84												
NUMBER OF CONTRACTS	17	0	19	8	56	188	9	6	31	59	8	401
TOTAL VALUE \$	38,543	0	56,956	8,722	757,131	5,843,933	121,557	21,191	224,934	423,916	21,761	7,518,694
FOREIGN CONTENT VALUE \$	0	0	5,550	0	410,942	2,894,479	103,382	11,430	123,350	200,019	0	3,739,062
% FOREIGN CONTENT	0.00%	0.00%	9.74%	0.00%	54.26%	49.36%	85.05%	53.94%	54.94%	47.18%	0.00%	49.73%
1982/83												
NUMBER OF CONTRACTS	5	1	11	9	45	169	16	9	30	56	2	352
TOTAL VALUE \$	24,255	450	312,797	54,054	746,519	5,244,797	362,985	104,221	478,634	1,731,963	1,594	9,062,269
FOREIGN CONTENT VALUE \$	0	0	293,416	18,000	329,502	1,563,508	124,510	71,229	253,955	775,993	0	3,420,104
% FOREIGN CONTENT	0.00%	0.00%	90.51%	33.33%	44.14%	29.81%	34.33%	68.34%	53.06%	44.80%	0.00%	37.74%

PURCHASES OF SELECTED ELECTRICAL PRODUCTS
 BY SUPPLY AND SERVICES CANADA
 FSC CLASS 6120 TRANSFORMERS: DISTRIBUTION AND POWER STATION
 IN CANADIAN DOLLARS

	ATLANTIC				QUE	ONT	PRAIRIE			BC	YUKON & NWT	TOTAL CANADA
	NFLD	PEI	NS	NB			MAN	SASK	ALTA			
1985/86												
NUMBER OF CONTRACTS	4	0	8	0	20	80	15	7	12	17	0	163
TOTAL VALUE \$	8,313	0	10,989	0	125,281	1,021,607	112,288	26,964	79,509	107,922	0	1,492,873
FOREIGN CONTENT VALUE \$	0	0	0	0	99,031	809,150	66,914	0	39,785	88,522	0	1,103,302
% FOREIGN CONTENT	0.00%	0.00%	0.00%	0.00%	79.05%	79.20%	59.50%	0.00%	50.04%	82.02%	0.00%	73.90%
1984/85												
NUMBER OF CONTRACTS	3	0	12	2	27	94	7	4	24	21	0	194
TOTAL VALUE \$	41,159	0	14,330	4,173	240,871	882,206	37,688	9,784	116,394	90,355	0	1,436,940
FOREIGN CONTENT VALUE \$	30,508	0	2,227	0	203,237	591,004	0	0	21,264	39,137	0	887,377
% FOREIGN CONTENT	74.12%	0.00%	15.54%	0.00%	84.38%	66.99%	0.00%	0.00%	18.27%	43.31%	0.00%	61.75%
1983/84												
NUMBER OF CONTRACTS	6	0	9	1	31	118	12	1	14	7	0	199
TOTAL VALUE \$	16,245	0	64,603	33	104,198	698,913	60,284	212	91,003	12,720	0	1,048,211
FOREIGN CONTENT VALUE \$	700	0	21,877	0	34,631	457,412	0	0	14,000	0	0	538,620
% FOREIGN CONTENT	4.31%	0.00%	33.86%	0.00%	33.24%	66.88%	0.00%	0.00%	15.38%	0.00%	0.00%	51.38%
1982/83												
NUMBER OF CONTRACTS	3	0	5	3	21	63	9	1	6	12	0	124
TOTAL VALUE \$	1,366	0	49,626	11,718	36,716	463,733	142,570	454	7,681	196,682	0	910,546
FOREIGN CONTENT VALUE \$	0	0	30,500	0	0	280,500	50,000	0	0	178,510	0	539,510
% FOREIGN CONTENT	0.00%	0.00%	61.46%	0.00%	0.00%	60.49%	35.07%	0.00%	0.00%	90.76%	0.00%	59.25%

PURCHASES OF SELECTED ELECTRICAL PRODUCTS
BY SUPPLY AND SERVICES CANADA
FSC CLASS 6125 CONVERTERS, ELECTRICAL, ROTATING
IN CANADIAN DOLLARS

	ATLANTIC				QUE	ONT	PRAIRIE			BC	YUKON & NWT	TOTAL CANADA
	NFLO	PEI	NS	NB			MAN	SASK	ALTA			
1985/86												
NUMBER OF CONTRACTS	1	0	0	0	7	19	0	0	0	2	0	29
TOTAL VALUE \$	560	0	0	0	58,746	522,956	0	0	0	61,984	0	644,246
FOREIGN CONTENT VALUE \$	0	0	0	0	28,397	187,292	0	0	0	56,840	0	272,529
% FOREIGN CONTENT	0.00%	0.00%	0.00%	0.00%	48.34%	35.81%	0.00%	0.00%	0.00%	91.70%	0.00%	42.30%
1984/85												
NUMBER OF CONTRACTS	1	0	2	0	4	21	0	0	5	1	0	34
TOTAL VALUE \$	523	0	2,079	0	9,317	99,833	0	0	9,926	1,065	0	122,743
FOREIGN CONTENT VALUE \$	0	0	0	0	0	32,423	0	0	0	0	0	32,423
% FOREIGN CONTENT	0.00%	0.00%	0.00%	0.00%	0.00%	32.48%	0.00%	0.00%	0.00%	0.00%	0.00%	26.42%
1983/84												
NUMBER OF CONTRACTS	0	0	0	0	7	12	0	0	3	7	0	29
TOTAL VALUE \$	0	0	0	0	466,061	96,075	0	0	4,062	8,425	0	574,623
FOREIGN CONTENT VALUE \$	0	0	0	0	387,403	43,989	0	0	0	0	0	431,392
% FOREIGN CONTENT	0.00%	0.00%	0.00%	0.00%	83.12%	45.79%	0.00%	0.00%	0.00%	0.00%	0.00%	75.07%
1982/83												
NUMBER OF CONTRACTS	0	0	2	0	9	25	1	1	0	5	0	42
TOTAL VALUE \$	0	0	1,236	0	16,498	61,870	555	766	0	153,719	0	234,644
FOREIGN CONTENT VALUE \$	0	0	0	0	832	5,639	0	0	0	148,130	0	154,601
% FOREIGN CONTENT	0.00%	0.00%	0.00%	0.00%	5.04%	9.11%	0.00%	0.00%	0.00%	96.36%	0.00%	65.89%

PURCHASES OF SELECTED ELECTRICAL PRODUCTS
 BY SUPPLY AND SERVICES CANADA
 FSC CLASS 6140 BATTERIES, RECHARGABLE
 IN CANADIAN DOLLARS

	ATLANTIC				QUE	ONT	PRAIRIE			BC	YUKON & NWT	TOTAL CANADA
	NFLD	PEI	NS	NB			MAN	SASK	ALTA			
1985/86												
NUMBER OF CONTRACTS	14	1	64	32	64	228	7	1	34	50	0	495
TOTAL VALUE \$	23,420	476	87,302	54,191	201,024	1,479,423	31,997	2,695	56,786	283,869	0	2,221,183
FOREIGN CONTENT VALUE \$	0	0	28,456	0	28,072	647,860	0	0	0	133,444	0	837,832
% FOREIGN CONTENT	0.00%	0.00%	32.59%	0.00%	13.96%	43.79%	0.00%	0.00%	0.00%	47.01%	0.00%	37.72%
1984/85												
NUMBER OF CONTRACTS	20	1	70	19	86	272	8	8	33	56	0	573
TOTAL VALUE \$	15,927	144	113,720	29,650	245,843	2,141,473	27,958	6,174	61,908	177,043	0	2,819,840
FOREIGN CONTENT VALUE \$	0	0	11,510	0	39,174	978,102	0	0	0	7,169	0	1,035,955
% FOREIGN CONTENT	0.00%	0.00%	10.12%	0.00%	15.93%	45.67%	0.00%	0.00%	0.00%	4.05%	0.00%	36.74%
1983/84												
NUMBER OF CONTRACTS	19	1	54	23	95	259	14	3	45	44	2	559
TOTAL VALUE \$	33,302	524	195,055	29,556	1,335,702	2,291,697	54,670	1,246	109,737	89,428	1,099	4,142,016
FOREIGN CONTENT VALUE \$	0	0	15,021	0	194,003	1,057,746	32,539	0	0	1,875	0	1,301,184
% FOREIGN CONTENT	0.00%	0.00%	7.70%	0.00%	14.53%	46.16%	59.52%	0.00%	0.00%	2.10%	0.00%	31.41%
1982/83												
NUMBER OF CONTRACTS	14	0	32	12	57	159	5	1	31	31	0	352
TOTAL VALUE \$	9,911	0	44,773	14,517	126,492	1,103,148	29,961	253	59,685	48,284	0	1,436,924
FOREIGN CONTENT VALUE \$	0	0	0	0	0	225,934	13,914	0	0	0	0	339,248
% FOREIGN CONTENT	0.00%	0.00%	0.00%	0.00%	0.00%	29.49%	46.44%	0.00%	0.00%	0.00%	0.00%	23.61%

PURCHASES OF SELECTED ELECTRICAL PRODUCTS
BY SUPPLY AND SERVICES CANADA
FSC CLASS 6150 MISCELLANEOUS ELECTRIC POWER AND
DISTRIBUTION EQUIPMENT
IN CANADIAN DOLLARS

	ATLANTIC				QUE	ONT	PRAIRIE			BC	YUKON & NWT	TOTAL CANADA
	NFLD	PEI	NS	NB			MAN	SASK	ALTA			
1985/86												
NUMBER OF CONTRACTS	16	0	20	10	97	214	9	0	10	5	0	381
TOTAL VALUE \$	4,095	0	23,466	18,629	342,900	1,348,799	35,715	0	15,578	5,681	0	1,794,853
FOREIGN CONTENT VALUE \$	0	0	0	0	5,378	669,823	0	0	0	0	0	675,201
% FOREIGN CONTENT	0.00%	0.00%	0.00%	0.00%	1.57%	49.66%	0.00%	0.00%	0.00%	0.00%	0.00%	37.62%
1984/85												
NUMBER OF CONTRACTS	6	0	30	23	111	187	17	0	9	10	1	394
TOTAL VALUE \$	10,020	0	55,974	18,069	209,279	973,841	19,777	0	41,463	20,605	1,000	1,350,028
FOREIGN CONTENT VALUE \$	0	0	0	0	4,289	584,584	0	0	0	0	0	588,873
% FOREIGN CONTENT	0.00%	0.00%	0.00%	0.00%	2.05%	60.03%	0.00%	0.00%	0.00%	0.00%	0.00%	43.62%
1983/84												
NUMBER OF CONTRACTS	27	0	23	13	85	122	16	2	24	8	4	324
TOTAL VALUE \$	26,234	0	41,983	8,525	689,193	292,786	29,107	3,722	90,093	5,178	5,699	1,192,620
FOREIGN CONTENT VALUE \$	0	0	4,911	0	185,608	40,404	0	0	40,200	0	0	271,023
% FOREIGN CONTENT	0.00%	0.00%	11.46%	0.00%	26.93%	13.80%	0.00%	0.00%	44.62%	0.00%	0.00%	22.73%
1982/83												
NUMBER OF CONTRACTS	19	0	9	2	52	74	20	2	45	36	10	267
TOTAL VALUE \$	13,655	0	23,952	1,051	95,800	238,096	97,564	9,047	131,960	124,269	28,347	763,741
FOREIGN CONTENT VALUE \$	0	0	0	0	(392)	21,922	39,151	0	25,000	40,838	0	126,914
% FOREIGN CONTENT	0.00%	0.00%	0.00%	0.00%	-0.41%	9.17%	40.13%	0.00%	18.95%	32.86%	0.00%	16.62%

PURCHASES OF SELECTED ELECTRICAL PRODUCTS
 BY SUPPLY AND SERVICES CANADA
 FSC CLASS 6210 INDOOR & OUTDOOR ELECTRIC LIGHTING FIXTURES
 IN CANADIAN DOLLARS

	ATLANTIC				QUE	ONT	PRAIRIE			BC	YUKON & NWT	TOTAL CANADA
	NFLD	PEI	NS	NB			MAN	SASK	ALTA			
1985/86												
NUMBER OF CONTRACTS	32	0	187	9	185	267	60	8	54	37	2	841
TOTAL VALUE \$	46,560	0	206,055	3,875	906,979	1,282,230	121,789	14,507	102,648	191,452	2,154	2,878,249
FOREIGN CONTENT VALUE \$	0	0	47,464	0	539,418	641,809	7,195	0	12,000	90,661	0	1,338,547
% FOREIGN CONTENT	0.00%	0.00%	23.03%	0.00%	59.47%	50.05%	5.91%	0.00%	11.69%	47.35%	0.00%	46.51%
1984/85												
NUMBER OF CONTRACTS	47	0	239	15	223	386	87	4	69	41	2	1,113
TOTAL VALUE \$	60,453	0	226,284	27,189	904,531	2,578,638	243,356	6,805	82,268	268,557	1,002	4,399,083
FOREIGN CONTENT VALUE \$	0	0	43,394	0	537,708	2,025,325	60,679	0	5,802	124,398	0	2,797,306
% FOREIGN CONTENT	0.00%	0.00%	19.18%	0.00%	59.45%	78.54%	24.93%	0.00%	7.05%	46.32%	0.00%	63.59%
1983/84												
NUMBER OF CONTRACTS	74	0	202	19	168	364	78	4	66	39	3	1,016
TOTAL VALUE \$	124,737	0	283,890	11,450	649,068	2,214,717	197,526	3,577	127,723	55,120	11,997	3,679,805
FOREIGN CONTENT VALUE \$	0	0	27,288	0	336,743	1,438,912	9,541	0	33,156	4,497	0	1,910,137
% FOREIGN CONTENT	0.00%	0.00%	30.75%	0.00%	51.88%	64.97%	4.83%	0.00%	25.96%	8.16%	0.00%	51.91%
1982/83												
NUMBER OF CONTRACTS	29	0	58	25	125	284	67	9	64	38	1	711
TOTAL VALUE \$	36,529	0	61,490	47,136	632,108	1,418,146	121,504	16,036	225,945	144,698	2,262	2,705,854
FOREIGN CONTENT VALUE \$	0	0	0	0	382,720	925,204	30,320	0	119,646	0	0	1,457,890
% FOREIGN CONTENT	0.00%	0.00%	0.00%	0.00%	60.55%	65.24%	24.95%	0.00%	52.95%	0.00%	0.00%	53.89%

PURCHASES OF SELECTED ELECTRICAL PRODUCTS
BY SUPPLY AND SERVICES CANADA
FSC CLASS 6220 ELECTRIC VEHICULAR LIGHTS & FIXTURES
IN CANADIAN DOLLARS

	ATLANTIC				QUE	ONT	PRAIRIE			BC	YUKON & NWT	TOTAL CANADA
	NFLD	PEI	NS	NB			MAN	SASK	ALTA			
1985/86												
NUMBER OF CONTRACTS	0	0	4	3	39	103	12	1	1	8	0	171
TOTAL VALUE \$	0	0	4,583	5,193	155,139	312,513	118,807	2,187	285	6,301	0	614,008
FOREIGN CONTENT VALUE \$	0	0	0	0	70,977	98,448	90,073	0	0	0	0	259,498
% FOREIGN CONTENT	0.00%	0.00%	0.00%	0.00%	45.75%	31.50%	75.81%	0.00%	0.00%	0.00%	0.00%	42.26%
1984/85												
NUMBER OF CONTRACTS	0	0	5	7	18	127	13	0	3	3	0	176
TOTAL VALUE \$	0	0	4,619	11,978	159,670	424,186	150,095	0	2,157	2,957	0	755,662
FOREIGN CONTENT VALUE \$	0	0	0	0	101,678	191,262	116,474	0	0	0	0	409,414
% FOREIGN CONTENT	0.00%	0.00%	0.00%	0.00%	63.68%	45.09%	77.60%	0.00%	0.00%	0.00%	0.00%	54.18%
1983/84												
NUMBER OF CONTRACTS	2	0	5	5	33	94	3	4	5	5	0	156
TOTAL VALUE \$	989	0	2,419	3,493	349,280	315,813	37,793	352	10,008	12,699	0	732,743
FOREIGN CONTENT VALUE \$	0	0	0	0	291,353	84,530	30,939	0	4,762	0	0	411,584
% FOREIGN CONTENT	0.00%	0.00%	0.00%	0.00%	83.42%	26.77%	81.86%	0.00%	47.58%	0.00%	0.00%	56.17%
1982/83												
NUMBER OF CONTRACTS	1	0	3	2	18	61	6	0	3	8	0	102
TOTAL VALUE \$	14,464	0	2,779	658	27,681	349,447	4,959	0	1,299	10,117	0	411,464
FOREIGN CONTENT VALUE \$	9,256	0	0	0	2,495	133,193	0	0	0	3,213	0	148,157
% FOREIGN CONTENT	63.99%	0.00%	0.00%	0.00%	9.01%	38.12%	0.00%	0.00%	0.00%	31.76%	0.00%	36.01%

PURCHASES OF SELECTED ELECTRICAL PRODUCTS
BY SUPPLY AND SERVICES CANADA
FSC CLASS 6240 ELECTRIC LAMPS
IN CANADIAN DOLLARS

	ATLANTIC				QUE	ONT	PRAIRIE			BC	YUKON & NWT	TOTAL CANADA
	NFLD	PEI	NS	NB			MAN	SASK	ALTA			
1985/86												
NUMBER OF CONTRACTS	60	0	165	4	154	441	15	5	61	168	0	1,073
TOTAL VALUE \$	35,822	0	93,542	3,855	1,296,745	1,968,171	48,970	13,281	62,040	427,558	0	3,949,984
FOREIGN CONTENT VALUE \$	2,764	0	0	0	1,091,717	1,449,813	20,620	0	0	238,916	0	2,803,830
% FOREIGN CONTENT	7.72%	0.00%	0.00%	0.00%	84.19%	73.66%	42.11%	0.00%	0.00%	55.88%	0.00%	70.98%
1984/85												
NUMBER OF CONTRACTS	43	3	204	19	230	530	23	14	27	234	0	1,327
TOTAL VALUE \$	37,748	1,212	109,374	17,029	1,248,434	2,210,476	36,554	21,516	12,239	318,353	0	4,012,935
FOREIGN CONTENT VALUE \$	0	0	322	0	973,808	1,592,489	13,892	0	0	24,700	0	2,605,260
% FOREIGN CONTENT	0.00%	0.00%	0.29%	0.00%	78.00%	72.04%	38.00%	0.00%	0.00%	7.76%	0.00%	64.92%
1983/84												
NUMBER OF CONTRACTS	56	1	207	36	201	500	31	9	42	163	2	1,248
TOTAL VALUE \$	34,998	968	117,874	29,556	978,677	2,212,243	28,897	7,576	58,737	234,218	1,522	3,705,156
FOREIGN CONTENT VALUE \$	0	0	252	0	736,768	1,596,415	0	0	0	29,998	0	2,361,533
% FOREIGN CONTENT	0.00%	0.00%	0.21%	0.00%	75.28%	72.16%	0.00%	0.00%	0.00%	12.00%	0.00%	63.74%
1982/83												
NUMBER OF CONTRACTS	20	3	135	15	150	347	21	5	30	132	2	860
TOTAL VALUE \$	15,097	4,044	98,755	18,589	1,389,082	2,548,534	21,863	12,638	28,571	213,740	3,236	4,354,349
FOREIGN CONTENT VALUE \$	0	0	0	0	1,105,051	1,864,103	0	0	0	46,433	0	3,015,587
% FOREIGN CONTENT	0.00%	0.00%	0.00%	0.00%	79.55%	73.14%	0.00%	0.00%	0.00%	21.72%	0.00%	69.25%

SECTION 3

PURCHASES OF SELECTED ELECTRICAL PRODUCTS OUTSIDE CANADA
 BY SUPPLY AND SERVICES CANADA
 FSC CLASS 5905 RESISTORS
 IN CANADIAN DOLLARS

	BELGIUM	FRANCE	GERMANY	ITALY	NETHERLANDS	SWEDEN	SWITZERLAND	UNITED KINGDOM	UNITED STATES	OTHERS	TOTAL
1985/86											
NUMBER OF CONTRACTS	1	0	2	0	0	0	0	22	27	0	52
TOTAL VALUE \$	5,887	0	7,853	0	0	0	0	32,870	45,472	0	92,082
FOREIGN CONTENT VALUE \$	5,887	0	7,853	0	0	0	0	32,870	45,472	0	92,082
% FOREIGN CONTENT	100.00%	0.00%	100.00%	0.00%	0.00%	0.00%	0.00%	100.00%	100.00%	0.00%	100.00%
1984/85											
NUMBER OF CONTRACTS	1	0	15	0	0	0	0	30	46	0	92
TOTAL VALUE \$	832	0	31,261	0	0	0	0	28,622	1,424,392	0	1,485,107
FOREIGN CONTENT VALUE \$	832	0	31,261	0	0	0	0	28,522	1,424,392	0	1,485,107
% FOREIGN CONTENT	100.00%	0.00%	100.00%	0.00%	0.00%	0.00%	0.00%	100.00%	100.00%	0.00%	100.00%
1983/84											
NUMBER OF CONTRACTS	1	0	2	1	0	0	0	25	30	0	59
TOTAL VALUE \$	3,332	0	1,352	7,930	0	0	0	22,116	2,271,368	0	2,306,098
FOREIGN CONTENT VALUE \$	3,332	0	1,352	7,930	0	0	0	22,116	2,271,368	0	2,306,098
% FOREIGN CONTENT	100.00%	0.00%	100.00%	100.00%	0.00%	0.00%	0.00%	100.00%	100.00%	0.00%	100.00%
1982/83											
NUMBER OF CONTRACTS	1	1	2	0	0	0	0	11	25	0	40
TOTAL VALUE \$	1,853	2,000	12,557	0	0	0	0	63,141	59,880	0	139,431
FOREIGN CONTENT VALUE \$	1,853	2,000	12,557	0	0	0	0	63,141	59,880	0	139,431
% FOREIGN CONTENT	100.00%	100.00%	100.00%	0.00%	0.00%	0.00%	0.00%	100.00%	100.00%	0.00%	100.00%

PURCHASES OF SELECTED ELECTRICAL PRODUCTS OUTSIDE CANADA
 BY SUPPLY AND SERVICES CANADA
 FSC CLASS 5910 CAPACITORS
 IN CANADIAN DOLLARS

	BELGIUM	FRANCE	GERMANY	ITALY	NETHERLANDS	SWEDEN	SWITZERLAND	UNITED KINGDOM	UNITED STATES	OTHERS	TOTAL
1985/86											
NUMBER OF CONTRACTS	0	0	5	0	0	0	1	14	38	0	58
TOTAL VALUE \$	0	0	4,858	0	0	0	64	21,435	(5,638)	0	19,719
FOREIGN CONTENT VALUE \$	0	0	4,858	0	0	0	64	21,435	(5,638)	0	19,719
% FOREIGN CONTENT	0.00%	0.00%	100.00%	0.00%	0.00%	0.00%	100.00%	100.00%	100.00%	0.00%	100.00%
1984/85											
NUMBER OF CONTRACTS	0	1	1	0	0	0	1	35	51	1	90
TOTAL VALUE \$	0	534	253	0	0	0	125	12,830	261,156	40	274,938
FOREIGN CONTENT VALUE \$	0	534	253	0	0	0	125	12,830	261,156	40	274,938
% FOREIGN CONTENT	0.00%	100.00%	100.00%	0.00%	0.00%	0.00%	100.00%	100.00%	100.00%	100.00%	100.00%
1983/84											
NUMBER OF CONTRACTS	0	0	3	0	0	0	2	16	21	0	42
TOTAL VALUE \$	0	0	254	0	0	0	202	10,008	313,871	0	324,335
FOREIGN CONTENT VALUE \$	0	0	254	0	0	0	202	10,008	313,871	0	324,335
% FOREIGN CONTENT	0.00%	0.00%	100.00%	0.00%	0.00%	0.00%	100.00%	100.00%	100.00%	0.00%	100.00%
1982/83											
NUMBER OF CONTRACTS	0	0	1	2	0	0	0	22	26	0	51
TOTAL VALUE \$	0	0	577	1,489	0	0	0	34,623	(11,717)	0	24,972
FOREIGN CONTENT VALUE \$	0	0	577	1,489	0	0	0	24,623	(11,717)	0	24,972
% FOREIGN CONTENT	0.00%	0.00%	100.00%	100.00%	0.00%	0.00%	0.00%	100.00%	100.00%	0.00%	100.00%

PURCHASES OF SELECTED ELECTRICAL PRODUCTS OUTSIDE CANADA
 BY SUPPLY AND SERVICES CANADA
 FSC CLASS 5915 FILTERS AND NETWORKS
 IN CANADIAN DOLLARS

	BELGIUM	FRANCE	GERMANY	ITALY	NETHERLANDS	SWEDEN	SWITZERLAND	UNITED KINGDOM	UNITED STATES	OTHERS	TOTAL
1985/86											
NUMBER OF CONTRACTS	0	0	2	0	0	0	1	5	21	0	29
TOTAL VALUE \$	0	0	0	0	0	0	10,890	32,614	114,684	0	158,188
FOREIGN CONTENT VALUE \$	0	0	0	0	0	0	10,890	32,614	114,684	0	158,188
% FOREIGN CONTENT	0.00%	0.00%	0.00%	0.00%	0.00%	0.00%	100.00%	100.00%	100.00%	0.00%	100.00%
1984/85											
NUMBER OF CONTRACTS	0	0	0	1	0	0	0	8	28	0	37
TOTAL VALUE \$	0	0	0	5,143	0	0	0	55,220	123,446	0	183,809
FOREIGN CONTENT VALUE \$	0	0	0	5,143	0	0	0	55,220	123,446	0	183,809
% FOREIGN CONTENT	0.00%	0.00%	0.00%	100.00%	0.00%	0.00%	0.00%	100.00%	100.00%	0.00%	100.00%
1983/84											
NUMBER OF CONTRACTS	0	0	0	0	0	0	1	1	30	0	32
TOTAL VALUE \$	0	0	0	0	0	0	1,154	1,906	58,674	0	61,734
FOREIGN CONTENT VALUE \$	0	0	0	0	0	0	1,154	1,906	58,674	0	61,734
% FOREIGN CONTENT	0.00%	0.00%	0.00%	0.00%	0.00%	0.00%	100.00%	100.00%	100.00%	0.00%	100.00%
1982/83											
NUMBER OF CONTRACTS	0	0	0	0	0	0	0	2	21	0	23
TOTAL VALUE \$	0	0	0	0	0	0	0	3,872	155,038	0	158,910
FOREIGN CONTENT VALUE \$	0	0	0	0	0	0	0	3,872	155,038	0	158,910
% FOREIGN CONTENT	0.00%	0.00%	0.00%	0.00%	0.00%	0.00%	0.00%	100.00%	100.00%	0.00%	100.00%

PURCHASES OF SELECTED ELECTRICAL PRODUCTS OUTSIDE CANADA
 BY SUPPLY AND SERVICES CANADA
 FSC CLASS 5920 FUSES AND LIGHTING ARRESTORS
 IN CANADIAN DOLLARS

	BELGIUM	FRANCE	GERMANY	ITALY	NETHERLANDS	SWEDEN	SWITZERLAND	UNITED KINGDOM	UNITED STATES	OTHERS	TOTAL
1985/86											
NUMBER OF CONTRACTS	0	0	1	0	0	0	6	25	6	2	40
TOTAL VALUE \$	0	0	142	0	0	0	1,131	8,168	4,293,301	1,044	4,303,786
FOREIGN CONTENT VALUE \$	0	0	142	0	0	0	1,131	8,168	4,293,301	1,044	4,303,786
% FOREIGN CONTENT	0.00%	0.00%	100.00%	0.00%	0.00%	0.00%	100.00%	100.00%	100.00%	100.00%	100.00%
1984/85											
NUMBER OF CONTRACTS	0	1	6	0	0	0	0	29	10	0	46
TOTAL VALUE \$	0	73	2,719	0	0	0	0	15,463	23,161,877	0	23,180,132
FOREIGN CONTENT VALUE \$	0	73	2,719	0	0	0	0	15,463	23,161,877	0	23,180,132
% FOREIGN CONTENT	0.00%	100.00%	100.00%	0.00%	0.00%	0.00%	0.00%	100.00%	100.00%	0.00%	100.00%
1983/84											
NUMBER OF CONTRACTS	0	0	8	0	1	0	0	9	3	0	21
TOTAL VALUE \$	0	0	5,455	0	28	0	0	4,866	3,911	0	14,260
FOREIGN CONTENT VALUE \$	0	0	5,455	0	28	0	0	4,866	3,911	0	14,260
% FOREIGN CONTENT	0.00%	0.00%	100.00%	0.00%	100.00%	0.00%	0.00%	100.00%	100.00%	0.00%	100.00%
1982/83											
NUMBER OF CONTRACTS	0	0	3	0	0	0	0	13	3	0	19
TOTAL VALUE \$	0	0	35,021	0	0	0	0	7,371	1,766	0	44,158
FOREIGN CONTENT VALUE \$	0	0	35,021	0	0	0	0	7,371	1,766	0	44,158
% FOREIGN CONTENT	0.00%	0.00%	100.00%	0.00%	0.00%	0.00%	0.00%	100.00%	100.00%	0.00%	100.00%

PURCHASES OF SELECTED ELECTRICAL PRODUCTS OUTSIDE CANADA
 BY SUPPLY AND SERVICES CANADA
 FSC CLASS 5925 CIRCUIT BREAKERS
 IN CANADIAN DOLLARS

	BELGIUM	FRANCE	GERMANY	ITALY	NETHERLANDS	SWEDEN	SWITZERLAND	UNITED KINGDOM	UNITED STATES	OTHERS	TOTAL
1985/86											
NUMBER OF CONTRACTS	0	0	4	0	0	0	0	3	9	0	16
TOTAL VALUE \$	0	0	10,545	0	0	0	0	68,745	81,547	0	160,837
FOREIGN CONTENT VALUE \$	0	0	10,545	0	0	0	0	68,745	81,547	0	160,837
% FOREIGN CONTENT	0.00%	0.00%	100.00%	0.00%	0.00%	0.00%	0.00%	100.00%	100.00%	0.00%	100.00%
1984/85											
NUMBER OF CONTRACTS	0	0	5	2	0	0	0	6	5	0	18
TOTAL VALUE \$	0	0	3,060	4,210	0	0	0	8,622	3,467	0	19,359
FOREIGN CONTENT VALUE \$	0	0	3,060	4,210	0	0	0	8,622	3,467	0	19,359
% FOREIGN CONTENT	0.00%	0.00%	100.00%	100.00%	0.00%	0.00%	0.00%	100.00%	100.00%	0.00%	100.00%
1983/84											
NUMBER OF CONTRACTS	0	0	1	1	0	0	0	1	11	0	14
TOTAL VALUE \$	0	0	384	3,226	0	0	0	873	264,153	0	268,636
FOREIGN CONTENT VALUE \$	0	0	384	3,226	0	0	0	873	264,153	0	268,636
% FOREIGN CONTENT	0.00%	0.00%	100.00%	100.00%	0.00%	0.00%	0.00%	100.00%	100.00%	0.00%	100.00%
1982/83											
NUMBER OF CONTRACTS	0	0	1	2	1	0	0	24	25	0	53
TOTAL VALUE \$	0	0	760	22,412	3,274	0	0	25,103	39,554	0	91,103
FOREIGN CONTENT VALUE \$	0	0	760	22,412	3,274	0	0	25,103	39,554	0	91,103
% FOREIGN CONTENT	0.00%	0.00%	100.00%	100.00%	100.00%	0.00%	0.00%	100.00%	100.00%	0.00%	100.00%

PURCHASES OF SELECTED ELECTRICAL PRODUCTS OUTSIDE CANADA
 BY SUPPLY AND SERVICES CANADA
 FSC CLASS 5930 SWITCHES
 IN CANADIAN DOLLARS

	BELGIUM	FRANCE	GERMANY	ITALY	NETHERLANDS	SWEDEN	SWITZERLAND	UNITED KINGDOM	UNITED STATES	OTHERS	TOTAL
1985/86											
NUMBER OF CONTRACTS	0	0	17	1	1	1	0	16	42	1	79
TOTAL VALUE \$	0	0	31,676	1,876	2,480	4,008	0	30,755	307,398	1,852	380,045
FOREIGN CONTENT VALUE \$	0	0	31,676	1,876	2,480	4,008	0	30,755	307,398	1,852	380,045
% FOREIGN CONTENT	0.00%	0.00%	100.00%	100.00%	100.00%	100.00%	0.00%	100.00%	100.00%	100.00%	100.00%
1984/85											
NUMBER OF CONTRACTS	0	2	10	0	0	0	0	10	67	0	89
TOTAL VALUE \$	0	2,537	10,328	0	0	0	0	7,372	236,508	0	256,745
FOREIGN CONTENT VALUE \$	0	2,537	10,328	0	0	0	0	7,372	236,508	0	256,745
% FOREIGN CONTENT	0.00%	100.00%	100.00%	0.00%	0.00%	0.00%	0.00%	100.00%	100.00%	0.00%	100.00%
1983/84											
NUMBER OF CONTRACTS	0	0	4	1	0	0	0	7	43	2	57
TOTAL VALUE \$	0	0	2,516	10,140	0	0	0	8,988	437,054	564	459,262
FOREIGN CONTENT VALUE \$	0	0	2,516	10,140	0	0	0	8,988	437,054	564	459,262
% FOREIGN CONTENT	0.00%	0.00%	100.00%	100.00%	0.00%	0.00%	0.00%	100.00%	100.00%	100.00%	100.00%
1982/83											
NUMBER OF CONTRACTS	0	0	1	2	1	0	0	24	25	0	53
TOTAL VALUE \$	0	0	760	22,412	3,274	0	0	25,103	39,554	0	91,103
FOREIGN CONTENT VALUE \$	0	0	760	22,412	3,274	0	0	25,103	39,554	0	91,103
% FOREIGN CONTENT	0.00%	0.00%	100.00%	100.00%	100.00%	0.00%	0.00%	100.00%	100.00%	0.00%	100.00%

PURCHASES OF SELECTED ELECTRICAL PRODUCTS OUTSIDE CANADA
 BY SUPPLY AND SERVICES CANADA
 FSC CLASS 5935 CONNECTORS, ELECTRICAL
 IN CANADIAN DOLLARS

	BELGIUM	FRANCE	GERMANY	ITALY	NETHEPLANDS	SWEDEN	SWITZERLAND	UNITED KINGDOM	UNITED STATES	OTHERS	TOTAL
1985/86											
NUMBER OF CONTRACTS	1	0	37	0	0	0	0	22	92	1	153
TOTAL VALUE \$	2,485	0	34,931	0	0	0	0	40,524	200,805	148	278,893
FOREIGN CONTENT VALUE \$	2,485	0	34,931	0	0	0	0	40,524	200,805	148	278,893
% FOREIGN CONTENT	100.00%	0.00%	100.00%	0.00%	0.00%	0.00%	0.00%	100.00%	100.00%	100.00%	100.00%
1984/85											
NUMBER OF CONTRACTS	0	2	26	0	0	0	0	16	116	1	161
TOTAL VALUE \$	0	1,249	85,944	0	0	0	0	7,645	1,707,919	258	1,803,015
FOREIGN CONTENT VALUE \$	0	1,249	85,944	0	0	0	0	7,645	1,707,919	258	1,803,015
% FOREIGN CONTENT	0.00%	100.00%	100.00%	0.00%	0.00%	0.00%	0.00%	100.00%	100.00%	100.00%	100.00%
1983/84											
NUMBER OF CONTRACTS	1	1	26	0	1	0	0	15	80	4	128
TOTAL VALUE \$	794	3,813	7,154	0	303	0	0	60,272	166,562	2,107	241,005
FOREIGN CONTENT VALUE \$	794	3,813	7,154	0	303	0	0	60,272	166,562	2,107	241,005
% FOREIGN CONTENT	100.00%	100.00%	100.00%	0.00%	100.00%	0.00%	0.00%	100.00%	100.00%	100.00%	100.00%
1982/83											
NUMBER OF CONTRACTS	0	1	15	0	0	0	0	9	53	1	79
TOTAL VALUE \$	0	1,322	50,816	0	0	0	0	7,930	121,663	392	182,123
FOREIGN CONTENT VALUE \$	0	1,322	50,816	0	0	0	0	7,930	121,663	392	182,123
% FOREIGN CONTENT	0.00%	100.00%	100.00%	0.00%	0.00%	0.00%	0.00%	100.00%	100.00%	100.00%	100.00%

PURCHASES OF SELECTED ELECTRICAL PRODUCTS OUTSIDE CANADA
 BY SUPPLY AND SERVICES CANADA
 FSC CLASS 5940 LUGS, TERMINALS, AND TERMINAL STRIPS
 IN CANADIAN DOLLARS

	BELGIUM	FRANCE	GERMANY	ITALY	NETHERLANDS	SWEDEN	SWITZERLAND	UNITED KINGDOM	UNITED STATES	OTHERS	TOTAL
1985/86											
NUMBER OF CONTRACTS	0	0	2	0	0	0	0	7	12	0	21
TOTAL VALUE \$	0	0	713	0	0	0	0	5,837	44,904	0	51,454
FOREIGN CONTENT VALUE \$	0	0	713	0	0	0	0	5,837	44,904	0	51,454
% FOREIGN CONTENT	0.00%	0.00%	100.00%	0.00%	0.00%	0.00%	0.00%	100.00%	100.00%	0.00%	100.00%
1984/85											
NUMBER OF CONTRACTS	0	0	1	0	0	0	1	0	15	0	17
TOTAL VALUE \$	0	0	345	0	0	0	22	0	201,549	0	201,916
FOREIGN CONTENT VALUE \$	0	0	345	0	0	0	22	0	201,549	0	201,916
% FOREIGN CONTENT	0.00%	0.00%	100.00%	0.00%	0.00%	0.00%	100.00%	0.00%	100.00%	0.00%	100.00%
1983/84											
NUMBER OF CONTRACTS	0	0	3	0	0	0	0	1	13	0	17
TOTAL VALUE \$	0	0	1,072	0	0	0	0	282	1,015,502	0	1,016,856
FOREIGN CONTENT VALUE \$	0	0	1,072	0	0	0	0	282	1,015,502	0	1,016,856
% FOREIGN CONTENT	0.00%	0.00%	100.00%	0.00%	0.00%	0.00%	0.00%	100.00%	100.00%	0.00%	100.00%
1982/83											
NUMBER OF CONTRACTS	0	0	1	0	0	0	0	3	10	0	14
TOTAL VALUE \$	0	0	336	0	0	0	0	7,398	20,657	0	28,391
FOREIGN CONTENT VALUE \$	0	0	336	0	0	0	0	7,398	20,657	0	28,391
% FOREIGN CONTENT	0.00%	0.00%	100.00%	0.00%	0.00%	0.00%	0.00%	100.00%	100.00%	0.00%	100.00%

PURCHASES OF SELECTED ELECTRICAL PRODUCTS OUTSIDE CANADA
 BY SUPPLY AND SERVICES CANADA
 FSC CLASS 5945 RELAYS AND SOLENOIDS
 IN CANADIAN DOLLARS

	BELGIUM	FRANCE	GERMANY	ITALY	NETHERLANDS	SWEDEN	SWITZERLAND	UNITED KINGDOM	UNITED STATES	OTHERS	TOTAL
1985/86											
NUMBER OF CONTRACTS	0	0	7	0	0	0	1	6	35	0	49
TOTAL VALUE \$	0	0	12,643	0	0	0	441	10,860	179,848	0	203,792
FOREIGN CONTENT VALUE \$	0	0	12,643	0	0	0	441	10,860	179,848	0	203,792
% FOREIGN CONTENT	0.00%	0.00%	100.00%	0.00%	0.00%	0.00%	100.00%	100.00%	100.00%	0.00%	100.00%
1984/85											
NUMBER OF CONTRACTS	2	0	5	0	0	0	1	9	28	0	45
TOTAL VALUE \$	228	0	11,330	0	0	0	103	10,393	993,479	0	1,015,533
FOREIGN CONTENT VALUE \$	228	0	11,330	0	0	0	103	10,393	993,479	0	1,015,533
% FOREIGN CONTENT	100.00%	0.00%	100.00%	0.00%	0.00%	0.00%	100.00%	100.00%	100.00%	0.00%	100.00%
1983/84											
NUMBER OF CONTRACTS	0	0	2	0	1	0	1	6	33	0	43
TOTAL VALUE \$	0	0	1,099	0	8,188	0	120	10,269	458,303	0	477,979
FOREIGN CONTENT VALUE \$	0	0	1,099	0	8,188	0	120	10,269	458,303	0	477,979
% FOREIGN CONTENT	0.00%	0.00%	100.00%	0.00%	100.00%	0.00%	100.00%	100.00%	100.00%	0.00%	100.00%
1982/83											
NUMBER OF CONTRACTS	0	0	0	0	0	0	0	12	14	0	26
TOTAL VALUE \$	0	0	0	0	0	0	0	8,090	14,953	0	23,043
FOREIGN CONTENT VALUE \$	0	0	0	0	0	0	0	8,090	14,953	0	23,043
% FOREIGN CONTENT	0.00%	0.00%	0.00%	0.00%	0.00%	0.00%	0.00%	100.00%	100.00%	0.00%	100.00%

PURCHASES OF SELECTED ELECTRICAL PRODUCTS OUTSIDE CANADA
 BY SUPPLY AND SERVICES CANADA
 FSC CLASS 5950 COILS AND TRANSFORMERS
 IN CANADIAN DOLLARS

	BELGIUM	FRANCE	GERMANY	ITALY	NETHERLANDS	SWEDEN	SWITZERLAND	UNITED KINGDOM	UNITED STATES	OTHERS	TOTAL
1985/86											
NUMBER OF CONTRACTS	0	0	15	0	0	0	0	7	45	0	67
TOTAL VALUE \$	0	0	13,605	0	0	0	0	6,112	128,260	0	147,977
FOREIGN CONTENT VALUE \$	0	0	13,605	0	0	0	0	6,112	128,260	0	147,977
% FOREIGN CONTENT	0.00%	0.00%	100.00%	0.00%	0.00%	0.00%	0.00%	100.00%	100.00%	0.00%	100.00%
1984/85											
NUMBER OF CONTRACTS	0	0	20	0	0	0	0	10	55	0	85
TOTAL VALUE \$	0	0	70,413	0	0	0	0	8,671	228,512	0	307,596
FOREIGN CONTENT VALUE \$	0	0	70,413	0	0	0	0	8,671	228,512	0	307,596
% FOREIGN CONTENT	0.00%	0.00%	100.00%	0.00%	0.00%	0.00%	0.00%	100.00%	100.00%	0.00%	100.00%
1983/84											
NUMBER OF CONTRACTS	0	0	7	0	0	0	0	19	28	0	54
TOTAL VALUE \$	0	0	7,948	0	0	0	0	40,226	267,592	0	315,666
FOREIGN CONTENT VALUE \$	0	0	7,948	0	0	0	0	40,226	267,592	0	315,666
% FOREIGN CONTENT	0.00%	0.00%	100.00%	0.00%	0.00%	0.00%	0.00%	100.00%	100.00%	0.00%	100.00%
1982/83											
NUMBER OF CONTRACTS	0	0	7	0	2	0	2	28	23	0	62
TOTAL VALUE \$	0	0	10,200	0	3,812	0	4,050	44,290	336,316	0	398,668
FOREIGN CONTENT VALUE \$	0	0	10,200	0	3,812	0	4,050	44,290	336,316	0	398,668
% FOREIGN CONTENT	0.00%	0.00%	100.00%	0.00%	100.00%	0.00%	100.00%	100.00%	100.00%	0.00%	100.00%

PURCHASES OF SELECTED ELECTRICAL PRODUCTS OUTSIDE CANADA
 BY SUPPLY AND SERVICES CANADA
 FSC CLASS 5955 OSCILLATORS AND PIEZOELECTRIC CRYSTALS
 IN CANADIAN DOLLARS

	BELGIUM	FRANCE	GERMANY	ITALY	NETHERLANDS	SWEDEN	SWITZERLAND	UNITED KINGDOM	UNITED STATES	OTHERS	TOTAL
1985/86											
NUMBER OF CONTRACTS	0	0	0	0	0	0	0	0	21	0	21
TOTAL VALUE \$	0	0	0	0	0	0	0	0	68,919	0	68,919
FOREIGN CONTENT VALUE \$	0	0	0	0	0	0	0	0	68,919	0	68,919
% FOREIGN CONTENT	0.00%	0.00%	0.00%	0.00%	0.00%	0.00%	0.00%	0.00%	100.00%	0.00%	100.00%
1984/85											
NUMBER OF CONTRACTS	0	0	0	0	0	0	0	0	26	1	27
TOTAL VALUE \$	0	0	0	0	0	0	0	0	110,178	97	110,275
FOREIGN CONTENT VALUE \$	0	0	0	0	0	0	0	0	110,178	97	110,275
% FOREIGN CONTENT	0.00%	0.00%	0.00%	0.00%	0.00%	0.00%	0.00%	0.00%	100.00%	100.00%	100.00%
1983/84											
NUMBER OF CONTRACTS	0	0	0	0	0	0	0	1	13	0	14
TOTAL VALUE \$	0	0	0	0	0	0	0	(34)	27,162	0	27,128
FOREIGN CONTENT VALUE \$	0	0	0	0	0	0	0	(34)	27,162	0	27,128
% FOREIGN CONTENT	0.00%	0.00%	0.00%	0.00%	0.00%	0.00%	0.00%	100.00%	100.00%	0.00%	100.00%
1982/83											
NUMBER OF CONTRACTS	0	0	0	0	0	0	0	1	6	0	7
TOTAL VALUE \$	0	0	0	0	0	0	0	277	12,592	0	12,869
FOREIGN CONTENT VALUE \$	0	0	0	0	0	0	0	277	12,592	0	12,869
% FOREIGN CONTENT	0.00%	0.00%	0.00%	0.00%	0.00%	0.00%	0.00%	100.00%	100.00%	0.00%	100.00%

PURCHASES OF SELECTED ELECTRICAL PRODUCTS OUTSIDE CANADA
 BY SUPPLY AND SERVICES CANADA
 FSC CLASS 5960 ELECTRON TUBES AND ASSOCIATED HARDWARE
 IN CANADIAN DOLLARS

	BELGIUM	FRANCE	GERMANY	ITALY	NETHERLANDS	SWEDEN	SWITZERLAND	UNITED KINGDOM	UNITED STATES	OTHERS	TOTAL
1985/86											
NUMBER OF CONTRACTS	0	0	0	0	0	0	0	2	21	0	23
TOTAL VALUE \$	0	0	0	0	0	0	0	3,527	319,389	0	322,916
FOREIGN CONTENT VALUE \$	0	0	0	0	0	0	0	3,527	319,389	0	322,916
% FOREIGN CONTENT	0.00%	0.00%	0.00%	0.00%	0.00%	0.00%	0.00%	100.00%	100.00%	0.00%	100.00%
1984/85											
NUMBER OF CONTRACTS	0	0	0	0	0	0	0	4	16	0	20
TOTAL VALUE \$	0	0	0	0	0	0	0	4,753	107,347	0	112,100
FOREIGN CONTENT VALUE \$	0	0	0	0	0	0	0	4,753	107,347	0	112,100
% FOREIGN CONTENT	0.00%	0.00%	0.00%	0.00%	0.00%	0.00%	0.00%	100.00%	100.00%	0.00%	100.00%
1983/84											
NUMBER OF CONTRACTS	0	0	0	0	0	0	0	3	21	0	24
TOTAL VALUE \$	0	0	0	0	0	0	0	3,062	397,925	0	400,987
FOREIGN CONTENT VALUE \$	0	0	0	0	0	0	0	3,062	397,925	0	400,987
% FOREIGN CONTENT	0.00%	0.00%	0.00%	0.00%	0.00%	0.00%	0.00%	100.00%	100.00%	0.00%	100.00%
1982/83											
NUMBER OF CONTRACTS	0	0	0	0	0	0	0	2	10	0	12
TOTAL VALUE \$	0	0	0	0	0	0	0	6,303	49,286	0	55,589
FOREIGN CONTENT VALUE \$	0	0	0	0	0	0	0	6,303	49,286	0	55,589
% FOREIGN CONTENT	0.00%	0.00%	0.00%	0.00%	0.00%	0.00%	0.00%	100.00%	100.00%	0.00%	100.00%

PURCHASES OF SELECTED ELECTRICAL PRODUCTS OUTSIDE CANADA
 BY SUPPLY AND SERVICES CANADA
 FSC CLASS 5961 SEMICONDUCTOR DEVICES AND ASSOCIATED HARDWARE
 IN CANADIAN DOLLARS

	BELGIUM	FRANCE	GERMANY	ITALY	NETHERLANDS	SWEDEN	SWITZERLAND	UNITED KINGDOM	UNITED STATES	OTHERS	TOTAL
1985/86											
NUMBER OF CONTRACTS	0	0	13	2	0	0	0	20	44	0	79
TOTAL VALUE \$	0	0	8,487	15,344	0	0	0	8,334	185,214	0	217,379
FOREIGN CONTENT VALUE \$	0	0	8,487	15,344	0	0	0	8,334	185,214	0	217,379
% FOREIGN CONTENT	0.00%	0.00%	100.00%	100.00%	0.00%	0.00%	0.00%	100.00%	100.00%	0.00%	100.00%
1984/85											
NUMBER OF CONTRACTS	0	0	4	0	0	0	0	17	56	0	77
TOTAL VALUE \$	0	0	1,444	0	0	0	0	28,675	156,771	0	186,890
FOREIGN CONTENT VALUE \$	0	0	1,444	0	0	0	0	28,675	156,771	0	186,890
% FOREIGN CONTENT	0.00%	0.00%	100.00%	0.00%	0.00%	0.00%	0.00%	100.00%	100.00%	0.00%	100.00%
1983/84											
NUMBER OF CONTRACTS	0	0	6	0	0	0	0	8	43	0	57
TOTAL VALUE \$	0	0	100	0	0	0	0	8,730	771,943	0	780,773
FOREIGN CONTENT VALUE \$	0	0	100	0	0	0	0	8,730	771,943	0	780,773
% FOREIGN CONTENT	0.00%	0.00%	100.00%	0.00%	0.00%	0.00%	0.00%	100.00%	100.00%	0.00%	100.00%
1982/83											
NUMBER OF CONTRACTS	0	0	0	0	0	0	0	6	25	0	31
TOTAL VALUE \$	0	0	0	0	0	0	0	8,947	34,107	0	43,054
FOREIGN CONTENT VALUE \$	0	0	0	0	0	0	0	8,947	34,107	0	43,054
% FOREIGN CONTENT	0.00%	0.00%	0.00%	0.00%	0.00%	0.00%	0.00%	100.00%	100.00%	0.00%	100.00%

PURCHASES OF SELECTED ELECTRICAL PRODUCTS OUTSIDE CANADA
 BY SUPPLY AND SERVICES CANADA
 FSC CLASS 5962 MICROCIRCUITS, ELECTRONIC
 IN CANADIAN DOLLARS

	BELGIUM	FRANCE	GERMANY	ITALY	NETHERLANDS	SWEDEN	SWITZERLAND	UNITED KINGDOM	UNITED STATES	OTHERS	TOTAL
1985/86											
NUMBER OF CONTRACTS	0	0	5	0	0	0	0	7	69	0	81
TOTAL VALUE \$	0	0	857	0	0	0	0	1,363	592,912	0	595,132
FOREIGN CONTENT VALUE \$	0	0	857	0	0	0	0	1,363	592,912	0	595,132
% FOREIGN CONTENT	0.00%	0.00%	100.00%	0.00%	0.00%	0.00%	0.00%	100.00%	100.00%	0.00%	100.00%
1984/85											
NUMBER OF CONTRACTS	0	0	1	0	0	0	0	3	69	0	73
TOTAL VALUE \$	0	0	2,872	0	0	0	0	609	2,898,602	0	2,902,083
FOREIGN CONTENT VALUE \$	0	0	2,872	0	0	0	0	609	2,898,602	0	2,902,083
% FOREIGN CONTENT	0.00%	0.00%	100.00%	0.00%	0.00%	0.00%	0.00%	100.00%	100.00%	0.00%	100.00%
1983/84											
NUMBER OF CONTRACTS	0	0	0	0	0	0	1	5	46	1	53
TOTAL VALUE \$	0	0	0	0	0	0	708	3,210	3,824,337	178	3,828,433
FOREIGN CONTENT VALUE \$	0	0	0	0	0	0	708	3,210	3,824,337	178	3,828,433
% FOREIGN CONTENT	0.00%	0.00%	0.00%	0.00%	0.00%	0.00%	100.00%	100.00%	100.00%	100.00%	100.00%
1982/83											
NUMBER OF CONTRACTS	0	0	3	0	1	0	0	7	41	0	52
TOTAL VALUE \$	0	0	4,209	0	5,986	0	0	4,790	138,462	0	153,447
FOREIGN CONTENT VALUE \$	0	0	4,209	0	5,986	0	0	4,790	138,462	0	153,447
% FOREIGN CONTENT	0.00%	0.00%	100.00%	0.00%	100.00%	0.00%	0.00%	100.00%	100.00%	0.00%	100.00%

PURCHASES OF SELECTED ELECTRICAL PRODUCTS OUTSIDE CANADA
 BY SUPPLY AND SERVICES CANADA
 FSC CLASS 5963 ELECTRONIC MODULES
 IN CANADIAN DOLLARS

	BELGIUM	FRANCE	GERMANY	ITALY	NETHERLANDS	SWEDEN	SWITZERLAND	UNITED KINGDOM	UNITED STATES	OTHERS	TOTAL
1985/86											
NUMBER OF CONTRACTS	0	0	0	0	0	0	0	0	3	0	3
TOTAL VALUE \$	0	0	0	0	0	0	0	0	12,431	0	12,431
FOREIGN CONTENT VALUE \$	0	0	0	0	0	0	0	0	12,431	0	12,431
% FOREIGN CONTENT	0.00%	0.00%	0.00%	0.00%	0.00%	0.00%	0.00%	0.00%	100.00%	0.00%	100.00%
1984/85											
NUMBER OF CONTRACTS	0	0	1	0	0	0	0	0	0	0	1
TOTAL VALUE \$	0	0	2,362	0	0	0	0	0	0	0	2,362
FOREIGN CONTENT VALUE \$	0	0	2,362	0	0	0	0	0	0	0	2,362
% FOREIGN CONTENT	0.00%	0.00%	100.00%	0.00%	0.00%	0.00%	0.00%	0.00%	0.00%	0.00%	100.00%
1983/84											
NUMBER OF CONTRACTS	0	0	1	0	0	0	0	1	1	0	3
TOTAL VALUE \$	0	0	391	0	0	0	0	5,965	1,536	0	7,892
FOREIGN CONTENT VALUE \$	0	0	391	0	0	0	0	5,965	1,536	0	7,892
% FOREIGN CONTENT	0.00%	0.00%	100.00%	0.00%	0.00%	0.00%	0.00%	100.00%	100.00%	0.00%	100.00%
1982/83											
NUMBER OF CONTRACTS	0	0	0	0	0	0	0	2	3	0	5
TOTAL VALUE \$	0	0	0	0	0	0	0	1,307	33,975	0	35,182
FOREIGN CONTENT VALUE \$	0	0	0	0	0	0	0	1,307	33,975	0	35,182
% FOREIGN CONTENT	0.00%	0.00%	0.00%	0.00%	0.00%	0.00%	0.00%	100.00%	100.00%	0.00%	100.00%

PURCHASES OF SELECTED ELECTRICAL PRODUCTS OUTSIDE CANADA
 BY SUPPLY AND SERVICES CANADA
 FSC CLASS 5965 HEADSETS, HANDSETS, MICROPHONES AND SPEAKERS
 IN CANADIAN DOLLARS

	BELGIUM	FRANCE	GERMANY	ITALY	NETHERLANDS	SWEDEN	SWITZERLAND	UNITED KINGDOM	UNITED STATES	OTHERS	TOTAL
1985/86											
NUMBER OF CONTRACTS	0	4	0	0	0	0	0	1	9	1	15
TOTAL VALUE \$	0	1,616	0	0	0	0	0	225	194,705	448	196,994
FOREIGN CONTENT VALUE \$	0	1,616	0	0	0	0	0	225	194,705	448	196,994
% FOREIGN CONTENT	0.00%	100.00%	0.00%	0.00%	0.00%	0.00%	0.00%	100.00%	100.00%	100.00%	100.00%
1984/85											
NUMBER OF CONTRACTS	0	0	2	0	0	0	0	1	12	1	16
TOTAL VALUE \$	0	0	173	0	0	0	0	938	28,580	1,064	30,755
FOREIGN CONTENT VALUE \$	0	0	173	0	0	0	0	938	28,580	1,064	30,755
% FOREIGN CONTENT	0.00%	0.00%	100.00%	0.00%	0.00%	0.00%	0.00%	100.00%	100.00%	100.00%	100.00%
1983/84											
NUMBER OF CONTRACTS	0	0	0	0	0	0	0	4	7	0	11
TOTAL VALUE \$	0	0	0	0	0	0	0	4,228	154,464	0	158,692
FOREIGN CONTENT VALUE \$	0	0	0	0	0	0	0	4,228	154,464	0	158,692
% FOREIGN CONTENT	0.00%	0.00%	0.00%	0.00%	0.00%	0.00%	0.00%	100.00%	100.00%	0.00%	100.00%
1982/83											
NUMBER OF CONTRACTS	0	0	1	0	0	0	0	2	8	0	11
TOTAL VALUE \$	0	0	696	0	0	0	0	1,449	101,124	0	103,269
FOREIGN CONTENT VALUE \$	0	0	696	0	0	0	0	1,449	101,124	0	103,269
% FOREIGN CONTENT	0.00%	0.00%	100.00%	0.00%	0.00%	0.00%	0.00%	100.00%	100.00%	0.00%	100.00%

PURCHASES OF SELECTED ELECTRICAL PRODUCTS OUTSIDE CANADA
 BY SUPPLY AND SERVICES CANADA
 FSC CLASS 5970 ELECTRICAL INSULATORS AND INSULATING MATERIALS
 IN CANADIAN DOLLARS

	BELGIUM	FRANCE	GERMANY	ITALY	NETHERLANDS	SWEDEN	SWITZERLAND	UNITED KINGDOM	UNITED STATES	OTHERS	TOTAL
1985/86											
NUMBER OF CONTRACTS	0	0	2	0	0	0	0	5	16	0	23
TOTAL VALUE \$	0	0	220	0	0	0	0	6,326	(5,465)	0	1,081
FOREIGN CONTENT VALUE \$	0	0	220	0	0	0	0	6,326	(5,465)	0	1,081
% FOREIGN CONTENT	0.00%	0.00%	100.00%	0.00%	0.00%	0.00%	0.00%	100.00%	100.00%	0.00%	100.00%
1984/85											
NUMBER OF CONTRACTS	0	0	4	0	0	0	0	4	22	0	30
TOTAL VALUE \$	0	0	870	0	0	0	0	619	236,638	0	238,127
FOREIGN CONTENT VALUE \$	0	0	870	0	0	0	0	619	236,638	0	238,127
% FOREIGN CONTENT	0.00%	0.00%	100.00%	0.00%	0.00%	0.00%	0.00%	100.00%	100.00%	0.00%	100.00%
1983/84											
NUMBER OF CONTRACTS	0	0	0	0	0	0	0	2	19	0	21
TOTAL VALUE \$	0	0	0	0	0	0	0	814	8,895	0	9,709
FOREIGN CONTENT VALUE \$	0	0	0	0	0	0	0	814	8,895	0	9,709
% FOREIGN CONTENT	0.00%	0.00%	0.00%	0.00%	0.00%	0.00%	0.00%	100.00%	100.00%	0.00%	100.00%
1982/83											
NUMBER OF CONTRACTS	0	0	0	0	0	0	0	2	17	0	19
TOTAL VALUE \$	0	0	0	0	0	0	0	2,284	49,999	0	52,273
FOREIGN CONTENT VALUE \$	0	0	0	0	0	0	0	2,284	49,999	0	52,273
% FOREIGN CONTENT	0.00%	0.00%	0.00%	0.00%	0.00%	0.00%	0.00%	100.00%	100.00%	0.00%	100.00%

PURCHASES OF SELECTED ELECTRICAL PRODUCTS OUTSIDE CANADA
 BY SUPPLY AND SERVICES CANADA
 FSC CLASS 5975 ELECTRICAL HARDWARE AND SUPPLIES
 IN CANADIAN DOLLARS

	BELGIUM	FRANCE	GERMANY	ITALY	NETHERLANDS	SWEDEN	SWITZERLAND	UNITED KINGDOM	UNITED STATES	OTHERS	TOTAL
1985/86											
NUMBER OF CONTRACTS	0	0	15	0	0	0	0	5	72	0	92
TOTAL VALUE \$	0	0	338,244	0	0	0	0	4,825	119,638	0	462,707
FOREIGN CONTENT VALUE \$	0	0	338,244	0	0	0	0	4,825	119,638	0	462,707
% FOREIGN CONTENT	0.00%	0.00%	100.00%	0.00%	0.00%	0.00%	0.00%	100.00%	100.00%	0.00%	100.00%
1984/85											
NUMBER OF CONTRACTS	0	0	18	0	0	0	0	3	89	0	110
TOTAL VALUE \$	0	0	373,170	0	0	0	0	2,496	229,567	0	605,233
FOREIGN CONTENT VALUE \$	0	0	373,170	0	0	0	0	2,496	229,567	0	605,233
% FOREIGN CONTENT	0.00%	0.00%	100.00%	0.00%	0.00%	0.00%	0.00%	100.00%	100.00%	0.00%	100.00%
1983/84											
NUMBER OF CONTRACTS	0	0	10	0	0	0	0	10	56	0	76
TOTAL VALUE \$	0	0	211,351	0	0	0	0	19,156	107,107	0	337,614
FOREIGN CONTENT VALUE \$	0	0	211,351	0	0	0	0	19,156	107,107	0	337,614
% FOREIGN CONTENT	0.00%	0.00%	100.00%	0.00%	0.00%	0.00%	0.00%	100.00%	100.00%	0.00%	100.00%
1982/83											
NUMBER OF CONTRACTS	0	0	7	0	0	0	0	11	21	0	39
TOTAL VALUE \$	0	0	242,605	0	0	0	0	29,607	47,382	0	319,594
FOREIGN CONTENT VALUE \$	0	0	242,605	0	0	0	0	29,607	47,382	0	319,594
% FOREIGN CONTENT	0.00%	0.00%	100.00%	0.00%	0.00%	0.00%	0.00%	100.00%	100.00%	0.00%	100.00%

PURCHASES OF SELECTED ELECTRICAL PRODUCTS OUTSIDE CANADA
 BY SUPPLY AND SERVICES CANADA
 FSC CLASS 5977 ELECTRICAL CONTACT BRUSHES AND ELECTRODES
 IN CANADIAN DOLLARS

	BELGIUM	FRANCE	GERMANY	ITALY	NETHERLANDS	SWEDEN	SWITZERLAND	UNITED KINGDOM	UNITED STATES	OTHERS	TOTAL
1985/86											
NUMBER OF CONTRACTS	0	0	1	0	0	0	0	7	4	0	12
TOTAL VALUE \$	0	0	314	0	0	0	0	8,053	15,846	0	24,213
FOREIGN CONTENT VALUE \$	0	0	314	0	0	0	0	8,053	15,846	0	24,213
% FOREIGN CONTENT	0.00%	0.00%	100.00%	0.00%	0.00%	0.00%	0.00%	100.00%	100.00%	0.00%	100.00%
1984/85											
NUMBER OF CONTRACTS	0	0	0	1	0	0	0	1	5	0	7
TOTAL VALUE \$	0	0	0	7,450	0	0	0	469	8,705	0	16,624
FOREIGN CONTENT VALUE \$	0	0	0	7,450	0	0	0	469	8,705	0	16,624
% FOREIGN CONTENT	0.00%	0.00%	0.00%	100.00%	0.00%	0.00%	0.00%	100.00%	100.00%	0.00%	100.00%
1983/84											
NUMBER OF CONTRACTS	0	0	1	0	0	0	0	1	3	0	5
TOTAL VALUE \$	0	0	242	0	0	0	0	252	1,804	0	2,298
FOREIGN CONTENT VALUE \$	0	0	242	0	0	0	0	252	1,804	0	2,298
% FOREIGN CONTENT	0.00%	0.00%	100.00%	0.00%	0.00%	0.00%	0.00%	100.00%	100.00%	0.00%	100.00%
1982/83											
NUMBER OF CONTRACTS	0	0	0	0	0	0	0	7	2	0	9
TOTAL VALUE \$	0	0	0	0	0	0	0	9,004	1,323	0	10,327
FOREIGN CONTENT VALUE \$	0	0	0	0	0	0	0	9,004	1,323	0	10,327
% FOREIGN CONTENT	0.00%	0.00%	0.00%	0.00%	0.00%	0.00%	0.00%	100.00%	100.00%	0.00%	100.00%

PURCHASES OF SELECTED ELECTRICAL PRODUCTS OUTSIDE CANADA
 BY SUPPLY AND SERVICES CANADA
 FSC CLASS 5985 ANTENNAS, WAVEGUIDES, AND RELATED EQUIPMENT
 IN CANADIAN DOLLARS

	BELGIUM	FRANCE	GERMANY	ITALY	NETHERLANDS	SWEDEN	SWITZERLAND	UNITED KINGDOM	UNITED STATES	OTHERS	TOTAL
1985/86											
NUMBER OF CONTRACTS	0	0	0	0	1	0	0	7	51	1	60
TOTAL VALUE \$	0	0	0	0	20,544	0	0	92,765	1,903,661	860	2,017,830
FOREIGN CONTENT VALUE \$	0	0	0	0	20,544	0	0	92,765	1,903,661	860	2,017,830
% FOREIGN CONTENT	0.00%	0.00%	0.00%	0.00%	100.00%	0.00%	0.00%	100.00%	100.00%	100.00%	100.00%
1984/85											
NUMBER OF CONTRACTS	0	0	1	0	1	0	0	10	55	0	77
TOTAL VALUE \$	0	0	95	0	12,843	0	0	141,342	836,112	0	990,392
FOREIGN CONTENT VALUE \$	0	0	95	0	12,843	0	0	141,342	836,112	0	990,392
% FOREIGN CONTENT	0.00%	0.00%	100.00%	0.00%	100.00%	0.00%	0.00%	100.00%	100.00%	0.00%	100.00%
1983/84											
NUMBER OF CONTRACTS	0	1	2	1	0	0	0	14	64	1	83
TOTAL VALUE \$	0	308	667	19,087	0	0	0	39,747	978,238	313	1,038,360
FOREIGN CONTENT VALUE \$	0	308	667	19,087	0	0	0	39,747	978,238	313	1,038,360
% FOREIGN CONTENT	0.00%	100.00%	100.00%	100.00%	0.00%	0.00%	0.00%	100.00%	100.00%	100.00%	100.00%
1982/83											
NUMBER OF CONTRACTS	0	0	1	2	0	0	0	9	44	1	56
TOTAL VALUE \$	0	0	4,808	13,947	0	0	0	53,925	1,938,141	319	2,011,140
FOREIGN CONTENT VALUE \$	0	0	4,808	13,947	0	0	0	53,925	1,938,141	319	2,011,140
% FOREIGN CONTENT	0.00%	0.00%	100.00%	100.00%	0.00%	0.00%	0.00%	100.00%	100.00%	100.00%	100.00%

PURCHASES OF SELECTED ELECTRICAL PRODUCTS OUTSIDE CANADA
 BY SUPPLY AND SERVICES CANADA
 FSC CLASS 5990 SYNCHROS AND RESOLVERS
 IN CANADIAN DOLLARS

	BELGIUM	FRANCE	GERMANY	ITALY	NETHERLANDS	SWEDEN	SWITZERLAND	UNITED KINGDOM	UNITED STATES	OTHERS	TOTAL
1985/86											
NUMBER OF CONTRACTS	0	1	0	0	0	0	0	0	9	0	10
TOTAL VALUE \$	0	1,542	0	0	0	0	0	0	88,325	0	89,867
FOREIGN CONTENT VALUE \$	0	1,542	0	0	0	0	0	0	88,325	0	89,867
% FOREIGN CONTENT	0.00%	100.00%	0.00%	0.00%	0.00%	0.00%	0.00%	0.00%	100.00%	0.00%	100.00%
1984/85											
NUMBER OF CONTRACTS	2	0	0	0	0	0	0	0	5	0	7
TOTAL VALUE \$	25,284	0	0	0	0	0	0	0	16,239	0	41,523
FOREIGN CONTENT VALUE \$	25,284	0	0	0	0	0	0	0	16,239	0	41,523
% FOREIGN CONTENT	100.00%	0.00%	0.00%	0.00%	0.00%	0.00%	0.00%	0.00%	100.00%	0.00%	100.00%
1983/84											
NUMBER OF CONTRACTS	0	0	0	0	0	0	0	2	8	0	10
TOTAL VALUE \$	0	0	0	0	0	0	0	12,347	35,430	0	47,777
FOREIGN CONTENT VALUE \$	0	0	0	0	0	0	0	12,347	35,430	0	47,777
% FOREIGN CONTENT	0.00%	0.00%	0.00%	0.00%	0.00%	0.00%	0.00%	100.00%	100.00%	0.00%	100.00%
1982/83											
NUMBER OF CONTRACTS	0	0	0	0	0	0	0	1	2	0	3
TOTAL VALUE \$	0	0	0	0	0	0	0	968	3,056	0	4,024
FOREIGN CONTENT VALUE \$	0	0	0	0	0	0	0	968	3,056	0	4,024
% FOREIGN CONTENT	0.00%	0.00%	0.00%	0.00%	0.00%	0.00%	0.00%	100.00%	100.00%	0.00%	100.00%

PURCHASES OF SELECTED ELECTRICAL PRODUCTS OUTSIDE CANADA
 BY SUPPLY AND SERVICES CANADA
 FSC CLASS 5995 CABLE, CORD, AND WIRE ASSEMBLIES: COMMUNICATION EQUIPMENT
 IN CANADIAN DOLLARS

	BELGIUM	FRANCE	GERMANY	ITALY	NETHERLANDS	SWEDEN	SWITZERLAND	UNITED KINGDOM	UNITED STATES	OTHERS	TOTAL
1985/86											
NUMBER OF CONTRACTS	0	0	1	2	0	1	0	3	49	0	56
TOTAL VALUE \$	0	0	3,993	4,579	0	622	0	8,086	488,566	0	505,846
FOREIGN CONTENT VALUE \$	0	0	3,993	4,579	0	622	0	8,086	488,566	0	505,846
% FOREIGN CONTENT	0.00%	0.00%	100.00%	100.00%	0.00%	100.00%	0.00%	100.00%	100.00%	0.00%	100.00%
1984/85											
NUMBER OF CONTRACTS	0	0	4	0	0	0	0	3	65	0	72
TOTAL VALUE \$	0	0	4,966	0	0	0	0	6,434	664,144	0	675,544
FOREIGN CONTENT VALUE \$	0	0	4,966	0	0	0	0	6,434	664,144	0	675,544
% FOREIGN CONTENT	0.00%	0.00%	100.00%	0.00%	0.00%	0.00%	0.00%	100.00%	100.00%	0.00%	100.00%
1983/84											
NUMBER OF CONTRACTS	0	0	2	0	0	0	0	2	45	0	49
TOTAL VALUE \$	0	0	3,718	0	0	0	0	306	153,981	0	157,905
FOREIGN CONTENT VALUE \$	0	0	3,718	0	0	0	0	306	153,981	0	157,905
% FOREIGN CONTENT	0.00%	0.00%	100.00%	0.00%	0.00%	0.00%	0.00%	100.00%	100.00%	0.00%	100.00%
1982/83											
NUMBER OF CONTRACTS	0	0	3	0	0	0	0	3	46	0	52
TOTAL VALUE \$	0	0	7,561	0	0	0	0	5,277	210,779	0	223,617
FOREIGN CONTENT VALUE \$	0	0	7,561	0	0	0	0	5,277	210,779	0	223,617
% FOREIGN CONTENT	0.00%	0.00%	100.00%	0.00%	0.00%	0.00%	0.00%	100.00%	100.00%	0.00%	100.00%

PURCHASES OF SELECTED ELECTRICAL PRODUCTS OUTSIDE CANADA
 BY SUPPLY AND SERVICES CANADA
 FSC CLASS 5999 MISCELLANEOUS ELECTRICAL AND ELECTRONIC EQUIPMENT
 IN CANADIAN DOLLARS

	BELGIUM	FRANCE	GERMANY	ITALY	NETHERLANDS	SWEDEN	SWITZERLAND	UNITED KINGDOM	UNITED STATES	OTHERS	TOTAL
1985/86											
NUMBER OF CONTRACTS	0	1	33	0	0	1	0	36	341	0	412
TOTAL VALUE \$	0	458	83,787	0	0	9,490	0	104,599	1,177,166	0	1,375,500
FOREIGN CONTENT VALUE \$	0	458	83,787	0	0	9,490	0	104,599	1,177,166	0	1,375,500
% FOREIGN CONTENT	0.00%	100.00%	100.00%	0.00%	0.00%	100.00%	0.00%	100.00%	100.00%	0.00%	100.00%
1984/85											
NUMBER OF CONTRACTS	2	0	15	0	0	1	0	35	543	2	598
TOTAL VALUE \$	4,365	0	53,566	0	0	53	0	33,136	2,641,001	1,748	2,733,869
FOREIGN CONTENT VALUE \$	4,365	0	53,566	0	0	53	0	33,136	2,641,001	1,748	2,733,869
% FOREIGN CONTENT	100.00%	0.00%	100.00%	0.00%	0.00%	100.00%	0.00%	100.00%	100.00%	100.00%	100.00%
1983/84											
NUMBER OF CONTRACTS	1	0	13	0	0	1	0	29	516	1	561
TOTAL VALUE \$	3,056	0	26,505	0	0	752	0	51,223	3,436,661	7,293	3,525,490
FOREIGN CONTENT VALUE \$	3,056	0	26,505	0	0	752	0	51,223	3,436,661	7,293	3,525,490
% FOREIGN CONTENT	100.00%	0.00%	100.00%	0.00%	0.00%	100.00%	0.00%	100.00%	100.00%	100.00%	100.00%
1982/83											
NUMBER OF CONTRACTS	1	0	1	0	1	0	2	92	425	1	523
TOTAL VALUE \$	1,978	0	10,812	0	400	0	2,561	190,163	1,648,321	3,596	1,957,831
FOREIGN CONTENT VALUE \$	1,978	0	10,812	0	400	0	2,561	190,163	1,648,321	3,596	1,957,831
% FOREIGN CONTENT	100.00%	0.00%	100.00%	0.00%	100.00%	0.00%	100.00%	100.00%	100.00%	100.00%	100.00%

PURCHASES OF SELECTED ELECTRICAL PRODUCTS OUTSIDE CANADA
 BY SUPPLY AND SERVICES CANADA
 FSC CLASS 8105 MOTORS, ELECTRICAL
 IN CANADIAN DOLLARS

	BELGIUM	FRANCE	GERMANY	ITALY	NETHERLANDS	SWEDEN	SWITZERLAND	UNITED KINGDOM	UNITED STATES	OTHERS	TOTAL
1985/86											
NUMBER OF CONTRACTS	0	0	2	0	0	0	0	5	50	0	57
TOTAL VALUE \$	0	0	4,591	0	0	0	0	140,432	366,656	0	511,679
FOREIGN CONTENT VALUE \$	0	0	4,591	0	0	0	0	140,432	366,656	0	511,679
% FOREIGN CONTENT	0.00%	0.00%	100.00%	0.00%	0.00%	0.00%	0.00%	100.00%	100.00%	0.00%	100.00%
1984/85											
NUMBER OF CONTRACTS	0	0	2	0	0	0	1	3	46	0	54
TOTAL VALUE \$	0	0	739	0	0	0	5,054	8,246	236,981	0	251,020
FOREIGN CONTENT VALUE \$	0	0	739	0	0	0	5,054	8,246	236,981	0	251,020
% FOREIGN CONTENT	0.00%	0.00%	100.00%	0.00%	0.00%	0.00%	100.00%	100.00%	100.00%	0.00%	100.00%
1983/84											
NUMBER OF CONTRACTS	0	0	5	0	0	0	1	6	40	0	52
TOTAL VALUE \$	0	0	10,335	0	0	0	1,807	6,547	175,580	0	194,269
FOREIGN CONTENT VALUE \$	0	0	10,335	0	0	0	1,807	6,547	175,580	0	194,269
% FOREIGN CONTENT	0.00%	0.00%	100.00%	0.00%	0.00%	0.00%	100.00%	100.00%	100.00%	0.00%	100.00%
1982/83											
NUMBER OF CONTRACTS	0	0	0	0	0	0	0	13	31	0	44
TOTAL VALUE \$	0	0	0	0	0	0	0	17,050	135,891	0	152,941
FOREIGN CONTENT VALUE \$	0	0	0	0	0	0	0	17,050	135,891	0	152,941
% FOREIGN CONTENT	0.00%	0.00%	0.00%	0.00%	0.00%	0.00%	0.00%	100.00%	100.00%	0.00%	100.00%

PURCHASES OF SELECTED ELECTRICAL PRODUCTS OUTSIDE CANADA
 BY SUPPLY AND SERVICES CANADA
 FSC CLASS 6110 ELECTRICAL CONTROL EQUIPMENT
 IN CANADIAN DOLLARS

	BELGIUM	FRANCE	GERMANY	ITALY	NETHERLANDS	SWEDEN	SWITZERLAND	UNITED KINGDOM	UNITED STATES	OTHERS	TOTAL
1985/86											
NUMBER OF CONTRACTS	0	0	4	0	0	0	0	4	23	0	31
TOTAL VALUE \$	0	0	35,417	0	0	0	0	7,025	282,201	0	324,543
FOREIGN CONTENT VALUE \$	0	0	35,417	0	0	0	0	7,025	282,201	0	324,543
% FOREIGN CONTENT	0.00%	0.00%	100.00%	0.00%	0.00%	0.00%	0.00%	100.00%	100.00%	0.00%	100.00%
1984/85											
NUMBER OF CONTRACTS	0	0	4	0	0	0	0	1	25	0	30
TOTAL VALUE \$	0	0	4,765	0	0	0	0	272	134,917	0	139,954
FOREIGN CONTENT VALUE \$	0	0	4,765	0	0	0	0	272	134,917	0	139,954
% FOREIGN CONTENT	0.00%	0.00%	100.00%	0.00%	0.00%	0.00%	0.00%	100.00%	100.00%	0.00%	100.00%
1983/84											
NUMBER OF CONTRACTS	0	0	2	0	0	0	0	9	11	1	23
TOTAL VALUE \$	0	0	9,365	0	0	0	0	1,680	73,220	1,555	85,820
FOREIGN CONTENT VALUE \$	0	0	9,365	0	0	0	0	1,680	73,220	1,555	85,820
% FOREIGN CONTENT	0.00%	0.00%	100.00%	0.00%	0.00%	0.00%	0.00%	100.00%	100.00%	100.00%	100.00%
1982/83											
NUMBER OF CONTRACTS	0	0	1	0	0	0	0	1	3	0	5
TOTAL VALUE \$	0	0	3,816	0	0	0	0	2,866	839,980	0	846,662
FOREIGN CONTENT VALUE \$	0	0	3,816	0	0	0	0	2,866	839,980	0	846,662
% FOREIGN CONTENT	0.00%	0.00%	100.00%	0.00%	0.00%	0.00%	0.00%	100.00%	100.00%	0.00%	100.00%

PURCHASES OF SELECTED ELECTRICAL PRODUCTS OUTSIDE CANADA
 BY SUPPLY AND SERVICES CANADA
 FSC CLASS 6115 GENERATORS AND GENERATOR SETS, ELECTRICAL
 IN CANADIAN DOLLARS

	BELGIUM	FRANCE	GERMANY	ITALY	NETHERLANDS	SWEDEN	SWITZERLAND	UNITED KINGDOM	UNITED STATES	OTHERS	TOTAL
1985/86											
NUMBER OF CONTRACTS	0	0	7	0	0	0	0	2	19	0	28
TOTAL VALUE \$	0	0	42,026	0	0	0	0	11,367	354,510	0	407,903
FOREIGN CONTENT VALUE \$	0	0	42,026	0	0	0	0	11,367	354,510	0	407,903
% FOREIGN CONTENT	0.00%	0.00%	100.00%	0.00%	0.00%	0.00%	0.00%	100.00%	100.00%	0.00%	100.00%
1984/85											
NUMBER OF CONTRACTS	0	1	1	0	0	0	0	3	13	0	18
TOTAL VALUE \$	0	32,182	45,190	0	0	0	0	21,284	161,163	0	259,819
FOREIGN CONTENT VALUE \$	0	32,182	45,190	0	0	0	0	21,284	161,163	0	259,819
% FOREIGN CONTENT	0.00%	100.00%	100.00%	0.00%	0.00%	0.00%	0.00%	100.00%	100.00%	0.00%	100.00%
1983/84											
NUMBER OF CONTRACTS	0	0	4	0	0	0	1	6	18	0	29
TOTAL VALUE \$	0	0	25,572	0	0	0	111	19,482	170,879	0	216,044
FOREIGN CONTENT VALUE \$	0	0	25,572	0	0	0	111	19,482	170,879	0	216,044
% FOREIGN CONTENT	0.00%	0.00%	100.00%	0.00%	0.00%	0.00%	100.00%	100.00%	100.00%	0.00%	100.00%
1982/83											
NUMBER OF CONTRACTS	0	0	3	0	0	0	0	11	19	0	32
TOTAL VALUE \$	0	0	34,258	0	0	0	0	96,158	174,084	0	304,500
FOREIGN CONTENT VALUE \$	0	0	34,258	0	0	0	0	96,158	174,084	0	304,500
% FOREIGN CONTENT	0.00%	0.00%	100.00%	0.00%	0.00%	0.00%	0.00%	100.00%	100.00%	0.00%	100.00%

PURCHASES OF SELECTED ELECTRICAL PRODUCTS OUTSIDE CANADA
 BY SUPPLY AND SERVICES CANADA
 FSC CLASS 6120 TRANSFORMERS: DISTRIBUTION & POWER STATION
 IN CANADIAN DOLLARS

	BELGIUM	FRANCE	GERMANY	ITALY	NETHERLANDS	SWEDEN	SWITZERLAND	UNITED KINGDOM	UNITED STATES	OTHERS	TOTAL
1985/86											
NUMBER OF CONTRACTS	0	0	1	0	0	0	0	0	6	0	7
TOTAL VALUE \$	0	0	7,080	0	0	0	0	0	17,308	0	24,388
FOREIGN CONTENT VALUE \$	0	0	7,080	0	0	0	0	0	17,308	0	24,388
% FOREIGN CONTENT	0.00%	0.00%	100.00%	0.00%	0.00%	0.00%	0.00%	0.00%	100.00%	0.00%	100.00%
1984/85											
NUMBER OF CONTRACTS	0	0	0	0	0	0	0	0	5	0	5
TOTAL VALUE \$	0	0	0	0	0	0	0	0	14,004	0	14,004
FOREIGN CONTENT VALUE \$	0	0	0	0	0	0	0	0	14,004	0	14,004
% FOREIGN CONTENT	0.00%	0.00%	0.00%	0.00%	0.00%	0.00%	0.00%	0.00%	100.00%	0.00%	100.00%
1983/84											
NUMBER OF CONTRACTS	0	0	1	0	0	0	0	0	7	0	8
TOTAL VALUE \$	0	0	906	0	0	0	0	0	10,667	0	11,573
FOREIGN CONTENT VALUE \$	0	0	906	0	0	0	0	0	10,667	0	11,573
% FOREIGN CONTENT	0.00%	0.00%	100.00%	0.00%	0.00%	0.00%	0.00%	0.00%	100.00%	0.00%	100.00%
1982/83											
NUMBER OF CONTRACTS	0	0	1	0	0	0	0	2	3	0	6
TOTAL VALUE \$	0	0	99,966	0	0	0	0	13,950	1,559	0	114,575
FOREIGN CONTENT VALUE \$	0	0	99,966	0	0	0	0	13,950	1,559	0	114,575
% FOREIGN CONTENT	0.00%	0.00%	100.00%	0.00%	0.00%	0.00%	0.00%	100.00%	100.00%	0.00%	100.00%

PURCHASES OF SELECTED ELECTRICAL PRODUCTS OUTSIDE CANADA
 BY SUPPLY AND SERVICES CANADA
 FSC CLASS 6125 CONVERTORS, ELECTRICAL, ROTATING
 IN CANADIAN DOLLARS

	BELGIUM	FRANCE	GERMANY	ITALY	NETHERLANDS	SWEDEN	SWITZERLAND	UNITED KINGDOM	UNITED STATES	OTHERS	TOTAL
1985/86											
NUMBER OF CONTRACTS	0	0	3	0	0	0	0	0	6	0	9
TOTAL VALUE \$	0	0	321,491	0	0	0	0	0	75,087	0	396,578
FOREIGN CONTENT VALUE \$	0	0	321,491	0	0	0	0	0	75,087	0	396,578
% FOREIGN CONTENT	0.00%	0.00%	100.00%	0.00%	0.00%	0.00%	0.00%	0.00%	100.00%	0.00%	100.00%
1984/85											
NUMBER OF CONTRACTS	0	0	3	0	0	0	0	1	5	0	9
TOTAL VALUE \$	0	0	48,261	0	0	0	0	230	6,195	0	54,686
FOREIGN CONTENT VALUE \$	0	0	48,261	0	0	0	0	230	6,195	0	54,686
% FOREIGN CONTENT	0.00%	0.00%	100.00%	0.00%	0.00%	0.00%	0.00%	100.00%	100.00%	0.00%	100.00%
1983/84											
NUMBER OF CONTRACTS	0	0	2	0	0	0	0	1	4	0	7
TOTAL VALUE \$	0	0	345	0	0	0	0	1,382	88,747	0	90,474
FOREIGN CONTENT VALUE \$	0	0	345	0	0	0	0	1,382	88,747	0	90,474
% FOREIGN CONTENT	0.00%	0.00%	100.00%	0.00%	0.00%	0.00%	0.00%	100.00%	100.00%	0.00%	100.00%
1982/83											
NUMBER OF CONTRACTS	0	0	0	0	0	0	0	1	2	0	3
TOTAL VALUE \$	0	0	0	0	0	0	0	(2,625)	11,291	0	8,666
FOREIGN CONTENT VALUE \$	0	0	0	0	0	0	0	(2,625)	11,291	0	8,666
% FOREIGN CONTENT	0.00%	0.00%	0.00%	0.00%	0.00%	0.00%	ERR	100.00%	100.00%	0.00%	100.00%

PURCHASES OF SELECTED ELECTRICAL PRODUCTS OUTSIDE CANADA
 BY SUPPLY AND SERVICES CANADA
 FSC CLASS 6130 CONVERTERS, ELECTRICAL, NONROTATING
 IN CANADIAN DOLLARS

	BELGIUM	FRANCE	GERMANY	ITALY	NETHERLANDS	SWEDEN	SWITZERLAND	UNITED KINGDOM	UNITED STATES	OTHERS	TOTAL
1985/86											
NUMBER OF CONTRACTS	0	0	2	0	0	0	0	4	39	0	45
TOTAL VALUE \$	0	0	11,908	0	0	0	0	5,561	540,118	0	557,587
FOREIGN CONTENT VALUE \$	0	0	11,908	0	0	0	0	5,561	540,118	0	557,587
% FOREIGN CONTENT	0.00%	0.00%	100.00%	0.00%	0.00%	0.00%	0.00%	100.00%	100.00%	0.00%	100.00%
1984/85											
NUMBER OF CONTRACTS	0	0	2	1	0	0	0	2	56	0	61
TOTAL VALUE \$	0	0	2,521	15,113	0	0	0	5,236	555,189	0	579,159
FOREIGN CONTENT VALUE \$	0	0	2,521	15,113	0	0	0	5,236	555,189	0	579,159
% FOREIGN CONTENT	0.00%	0.00%	100.00%	100.00%	0.00%	0.00%	0.00%	100.00%	100.00%	0.00%	100.00%
1983/84											
NUMBER OF CONTRACTS	0	0	1	0	0	0	0	5	69	0	75
TOTAL VALUE \$	0	0	2,087	0	0	0	0	10,448	276,703	0	289,238
FOREIGN CONTENT VALUE \$	0	0	2,087	0	0	0	0	10,448	276,703	0	289,238
% FOREIGN CONTENT	0.00%	0.00%	100.00%	0.00%	0.00%	0.00%	0.00%	100.00%	100.00%	0.00%	100.00%
1982/83											
NUMBER OF CONTRACTS	0	0	0	0	0	0	0	8	17	1	26
TOTAL VALUE \$	0	0	0	0	0	0	0	15,322	71,252	2,937	89,511
FOREIGN CONTENT VALUE \$	0	0	0	0	0	0	0	15,322	71,252	2,937	89,511
% FOREIGN CONTENT	0.00%	0.00%	0.00%	0.00%	0.00%	0.00%	0.00%	100.00%	100.00%	100.00%	100.00%

PURCHASES OF SELECTED ELECTRICAL PRODUCTS OUTSIDE CANADA
 BY SUPPLY AND SERVICES CANADA
 FSC CLASS 6135 BATTERIES, NONRECHARGEABLE
 IN CANADIAN DOLLARS

	BELGIUM	FRANCE	GERMANY	ITALY	NETHERLANDS	SWEDEN	SWITZERLAND	UNITED KINGDOM	UNITED STATES	OTHERS	TOTAL
1985/86											
NUMBER OF CONTRACTS	1	0	6	0	3	0	0	0	15	0	25
TOTAL VALUE \$	138	0	12,859	0	615	0	0	0	85,555	0	99,167
FOREIGN CONTENT VALUE \$	138	0	12,859	0	615	0	0	0	85,555	0	99,167
% FOREIGN CONTENT	100.00%	0.00%	100.00%	0.00%	100.00%	0.00%	0.00%	0.00%	100.00%	0.00%	100.00%
1984/85											
NUMBER OF CONTRACTS	0	0	11	0	0	0	0	1	21	0	33
TOTAL VALUE \$	0	0	11,661	0	0	0	0	1,163,977	310,765	0	1,486,403
FOREIGN CONTENT VALUE \$	0	0	11,661	0	0	0	0	1,163,977	310,765	0	1,486,403
% FOREIGN CONTENT	0.00%	0.00%	100.00%	0.00%	0.00%	0.00%	0.00%	100.00%	100.00%	0.00%	100.00%
1983/84											
NUMBER OF CONTRACTS	0	0	11	0	0	0	0	2	27	0	40
TOTAL VALUE \$	0	0	10,546	0	0	0	0	7,737	1,034,069	0	1,052,352
FOREIGN CONTENT VALUE \$	0	0	10,546	0	0	0	0	7,737	1,034,069	0	1,052,352
% FOREIGN CONTENT	0.00%	0.00%	100.00%	0.00%	0.00%	0.00%	0.00%	100.00%	100.00%	0.00%	100.00%
1982/83											
NUMBER OF CONTRACTS	0	0	1	0	0	0	1	20	17	0	39
TOTAL VALUE \$	0	0	381	0	0	0	554	119,147	304,075	0	424,157
FOREIGN CONTENT VALUE \$	0	0	381	0	0	0	554	119,147	304,075	0	424,157
% FOREIGN CONTENT	0.00%	0.00%	100.00%	0.00%	0.00%	0.00%	100.00%	100.00%	100.00%	0.00%	100.00%

PURCHASES OF SELECTED ELECTRICAL PRODUCTS OUTSIDE CANADA
 BY SUPPLY AND SERVICES CANADA
 FSC CLASS 6140 BATTERIES, RECHARGEABLE
 IN CANADIAN DOLLARS

	BELGIUM	FRANCE	GERMANY	ITALY	NETHERLANDS	SWEDEN	SWITZERLAND	UNITED KINGDOM	UNITED STATES	OTHERS	TOTAL
1985/86											
NUMBER OF CONTRACTS	0	0	3	0	0	0	0	2	15	0	20
TOTAL VALUE \$	0	0	40,658	0	0	0	0	6,082	70,097	0	116,837
FOREIGN CONTENT VALUE \$	0	0	40,658	0	0	0	0	6,082	70,097	0	116,837
% FOREIGN CONTENT	0.00%	0.00%	100.00%	0.00%	0.00%	0.00%	0.00%	100.00%	100.00%	0.00%	100.00%
1984/85											
NUMBER OF CONTRACTS	0	0	3	0	0	0	0	2	19	0	24
TOTAL VALUE \$	0	0	39,224	0	0	0	0	6,885	(197,889)	0	(151,780)
FOREIGN CONTENT VALUE \$	0	0	39,224	0	0	0	0	6,885	(197,889)	0	(151,780)
% FOREIGN CONTENT	0.00%	0.00%	100.00%	0.00%	0.00%	0.00%	0.00%	100.00%	100.00%	0.00%	100.00%
1983/84											
NUMBER OF CONTRACTS	0	0	5	0	0	0	0	4	10	0	19
TOTAL VALUE \$	0	0	41,791	0	0	0	0	3,719	11,417	0	56,927
FOREIGN CONTENT VALUE \$	0	0	41,791	0	0	0	0	3,719	11,417	0	56,927
% FOREIGN CONTENT	0.00%	0.00%	100.00%	0.00%	0.00%	0.00%	0.00%	100.00%	100.00%	0.00%	100.00%
1982/83											
NUMBER OF CONTRACTS	0	0	3	0	0	0	0	4	3	0	10
TOTAL VALUE \$	0	0	1,262,925	0	0	0	0	3,791	69,319	0	1,335,935
FOREIGN CONTENT VALUE \$	0	0	1,252,925	0	0	0	0	3,791	69,319	0	1,335,935
% FOREIGN CONTENT	0.00%	0.00%	100.00%	0.00%	0.00%	0.00%	0.00%	100.00%	100.00%	0.00%	100.00%

PURCHASES OF SELECTED ELECTRICAL PRODUCTS OUTSIDE CANADA
 BY SUPPLY AND SERVICES CANADA
 FSC CLASS 6145 WIRE & CABLE, ELECTRICAL
 IN CANADIAN DOLLARS

	BELGIUM	FRANCE	GERMANY	ITALY	NETHERLANDS	SWEDEN	SWITZERLAND	UNITED KINGDOM	UNITED STATES	OTHERS	TOTAL
1985/86											
NUMBER OF CONTRACTS	0	0	13	0	0	0	0	0	56	0	69
TOTAL VALUE \$	0	0	75,961	0	0	0	0	0	1,089,179	0	1,165,140
FOREIGN CONTENT VALUE \$	0	0	75,961	0	0	0	0	0	1,089,179	0	1,165,140
% FOREIGN CONTENT	0.00%	0.00%	100.00%	0.00%	0.00%	0.00%	0.00%	0.00%	100.00%	0.00%	100.00%
1984/85											
NUMBER OF CONTRACTS	0	0	2	0	0	0	0	4	48	0	54
TOTAL VALUE \$	0	0	4,000	0	0	0	0	25,145	127,770	0	156,915
FOREIGN CONTENT VALUE \$	0	0	4,000	0	0	0	0	25,145	127,770	0	156,915
% FOREIGN CONTENT	0.00%	0.00%	100.00%	0.00%	0.00%	0.00%	0.00%	100.00%	100.00%	0.00%	100.00%
1983/84											
NUMBER OF CONTRACTS	0	0	8	0	0	0	0	9	65	0	82
TOTAL VALUE \$	0	0	4,530	0	0	0	0	13,836	480,341	0	498,707
FOREIGN CONTENT VALUE \$	0	0	4,530	0	0	0	0	13,836	480,341	0	498,707
% FOREIGN CONTENT	0.00%	0.00%	100.00%	0.00%	0.00%	0.00%	0.00%	100.00%	100.00%	0.00%	100.00%
1982/83											
NUMBER OF CONTRACTS	0	0	7	0	0	0	0	8	38	0	53
TOTAL VALUE \$	0	0	6,956	0	0	0	0	26,608	93,935	0	127,499
FOREIGN CONTENT VALUE \$	0	0	6,956	0	0	0	0	26,608	93,935	0	127,499
% FOREIGN CONTENT	0.00%	0.00%	100.00%	0.00%	0.00%	0.00%	0.00%	100.00%	100.00%	0.00%	100.00%

PURCHASES OF SELECTED ELECTRICAL PRODUCTS OUTSIDE CANADA
 BY SUPPLY AND SERVICES CANADA
 FSC CLASS 6150 MISCELLANEOUS ELECTRIC POWER & DISTRIBUTION EQUIPMENT
 IN CANADIAN DOLLARS

	BELGIUM	FRANCE	GERMANY	ITALY	NETHERLANDS	SWEDEN	SWITZERLAND	UNITED KINGDOM	UNITED STATES	OTHERS	TOTAL
1985/86											
NUMBER OF CONTRACTS	0	0	16	0	0	0	0	0	18	2	36
TOTAL VALUE \$	0	0	32,289	0	0	0	0	0	110,366	5,139	147,794
FOREIGN CONTENT VALUE \$	0	0	32,289	0	0	0	0	0	110,366	5,139	147,794
% FOREIGN CONTENT	0.00%	0.00%	100.00%	0.00%	0.00%	0.00%	0.00%	0.00%	100.00%	100.00%	100.00%
1984/85											
NUMBER OF CONTRACTS	0	0	3	0	0	0	0	1	24	1	29
TOTAL VALUE \$	0	0	958	0	0	0	0	1,623	107,458	1,199	111,238
FOREIGN CONTENT VALUE \$	0	0	958	0	0	0	0	1,623	107,458	1,199	111,238
% FOREIGN CONTENT	0.00%	0.00%	100.00%	0.00%	0.00%	0.00%	0.00%	100.00%	100.00%	100.00%	100.00%
1983/84											
NUMBER OF CONTRACTS	0	0	2	0	0	0	0	2	12	0	16
TOTAL VALUE \$	0	0	2,258	0	0	0	0	3,324	46,153	0	51,735
FOREIGN CONTENT VALUE \$	0	0	2,258	0	0	0	0	3,324	46,153	0	51,735
% FOREIGN CONTENT	0.00%	0.00%	100.00%	0.00%	0.00%	0.00%	0.00%	100.00%	100.00%	0.00%	100.00%
1982/83											
NUMBER OF CONTRACTS	0	0	0	0	0	0	0	7	17	0	24
TOTAL VALUE \$	0	0	0	0	0	0	0	11,717	68,674	0	80,391
FOREIGN CONTENT VALUE \$	0	0	0	0	0	0	0	11,717	68,674	0	80,391
% FOREIGN CONTENT	0.00%	0.00%	0.00%	0.00%	0.00%	0.00%	0.00%	100.00%	100.00%	0.00%	100.00%

PURCHASES OF SELECTED ELECTRICAL PRODUCTS OUTSIDE CANADA
 BY SUPPLY AND SERVICES CANADA
 FSC CLASS 6210 INDOOR AND OUTDOOR ELECTRIC LIGHTING FIXTURES
 IN CANADIAN DOLLARS

	BELGIUM	FRANCE	GERMANY	ITALY	NETHERLANDS	SWEDEN	SWITZERLAND	UNITED KINGDOM	UNITED STATES	OTHERS	TOTAL
1985/86											
NUMBER OF CONTRACTS	0	0	23	0	0	0	0	3	32	0	58
TOTAL VALUE \$	0	0	70,762	0	0	0	0	2,520	102,200	0	175,819
FOREIGN CONTENT VALUE \$	0	0	70,762	0	0	0	0	2,520	102,200	0	175,819
% FOREIGN CONTENT	0.00%	0.00%	100.00%	0.00%	0.00%	0.00%	0.00%	100.00%	100.00%	0.00%	100.00%
1984/85											
NUMBER OF CONTRACTS	0	0	4	0	0	0	0	9	24	0	37
TOTAL VALUE \$	0	0	21,278	0	0	0	0	28,473	46,050	0	95,801
FOREIGN CONTENT VALUE \$	0	0	21,278	0	0	0	0	28,473	46,050	0	95,801
% FOREIGN CONTENT	0.00%	0.00%	100.00%	0.00%	0.00%	0.00%	0.00%	100.00%	100.00%	0.00%	100.00%
1983/84											
NUMBER OF CONTRACTS	0	0	1	0	0	0	0	7	16	0	24
TOTAL VALUE \$	0	0	2,501	0	0	0	0	35,557	39,513	0	77,571
FOREIGN CONTENT VALUE \$	0	0	2,501	0	0	0	0	35,557	39,513	0	77,571
% FOREIGN CONTENT	0.00%	0.00%	100.00%	0.00%	0.00%	0.00%	0.00%	100.00%	100.00%	0.00%	100.00%
1982/83											
NUMBER OF CONTRACTS	0	0	4	0	0	0	0	10	18	0	32
TOTAL VALUE \$	0	0	15,299	0	0	0	0	41,230	174,659	0	231,188
FOREIGN CONTENT VALUE \$	0	0	15,299	0	0	0	0	41,230	174,659	0	231,188
% FOREIGN CONTENT	0.00%	0.00%	100.00%	0.00%	0.00%	0.00%	0.00%	100.00%	100.00%	0.00%	100.00%

PURCHASES OF SELECTED ELECTRICAL PRODUCTS OUTSIDE CANADA
 BY SUPPLY AND SERVICES CANADA
 FSC CLASS 6220 ELECTRIC VEHICULAR LIGHTS AND FIXTURES
 IN CANADIAN DOLLARS

	BELGIUM	FRANCE	GERMANY	ITALY	NETHERLANDS	SWEDEN	SWITZERLAND	UNITED KINGDOM	UNITED STATES	OTHERS	TOTAL
1985/86											
NUMBER OF CONTRACTS	0	0	4	0	0	0	0	1	14	0	19
TOTAL VALUE \$	0	0	7,228	0	0	0	0	6,880	936,221	0	950,329
FOREIGN CONTENT VALUE \$	0	0	7,228	0	0	0	0	6,880	936,221	0	950,329
% FOREIGN CONTENT	0.00%	0.00%	100.00%	0.00%	0.00%	0.00%	0.00%	100.00%	100.00%	0.00%	100.00%
1984/85											
NUMBER OF CONTRACTS	0	0	6	0	0	0	0	4	14	0	24
TOTAL VALUE \$	0	0	334,137	0	0	0	0	963	101,522	0	436,622
FOREIGN CONTENT VALUE \$	0	0	334,137	0	0	0	0	963	101,522	0	436,622
% FOREIGN CONTENT	0.00%	0.00%	100.00%	0.00%	0.00%	0.00%	0.00%	100.00%	100.00%	0.00%	100.00%
1983/84											
NUMBER OF CONTRACTS	0	0	4	0	0	0	0	1	9	0	14
TOTAL VALUE \$	0	0	23,128	0	0	0	0	1,052	328,569	0	352,749
FOREIGN CONTENT VALUE \$	0	0	23,128	0	0	0	0	1,052	328,569	0	352,749
% FOREIGN CONTENT	0.00%	0.00%	100.00%	0.00%	0.00%	0.00%	0.00%	100.00%	100.00%	0.00%	100.00%
1982/83											
NUMBER OF CONTRACTS	0	0	4	0	0	0	0	2	9	0	15
TOTAL VALUE \$	0	0	21,424	0	0	0	0	1,920	534,056	0	557,400
FOREIGN CONTENT VALUE \$	0	0	21,424	0	0	0	0	1,920	534,056	0	557,400
% FOREIGN CONTENT	0.00%	0.00%	100.00%	0.00%	0.00%	0.00%	0.00%	100.00%	100.00%	0.00%	100.00%

PURCHASES OF SELECTED ELECTRICAL PRODUCTS OUTSIDE CANADA
 BY SUPPLY AND SERVICES CANADA
 FSC CLASS 6230 ELECTRIC PORTABLE AND HAND LIGHTING EQUIPMENT
 IN CANADIAN DOLLARS

	BELGIUM	FRANCE	GERMANY	ITALY	NETHERLANDS	SWEDEN	SWITZERLAND	UNITED KINGDOM	UNITED STATES	OTHERS	TOTAL
1985/86											
NUMBER OF CONTRACTS	0	0	36	0	0	0	0	2	5	0	43
TOTAL VALUE \$	0	0	210,112	0	0	0	0	4,923	23,187	0	238,222
FOREIGN CONTENT VALUE \$	0	0	210,112	0	0	0	0	4,923	23,187	0	238,222
% FOREIGN CONTENT	0.00%	0.00%	100.00%	0.00%	0.00%	0.00%	0.00%	100.00%	100.00%	0.00%	100.00%
1984/85											
NUMBER OF CONTRACTS	0	0	36	0	0	0	0	7	11	0	54
TOTAL VALUE \$	0	0	73,681	0	0	0	0	25,242	62,978	0	161,901
FOREIGN CONTENT VALUE \$	0	0	73,681	0	0	0	0	25,242	62,978	0	161,901
% FOREIGN CONTENT	0.00%	0.00%	100.00%	0.00%	0.00%	0.00%	0.00%	100.00%	100.00%	0.00%	100.00%
1983/84											
NUMBER OF CONTRACTS	0	0	48	0	0	0	0	8	7	0	63
TOTAL VALUE \$	0	0	137,550	0	0	0	0	13,201	184,785	0	335,536
FOREIGN CONTENT VALUE \$	0	0	137,550	0	0	0	0	13,201	184,785	0	335,536
% FOREIGN CONTENT	0.00%	0.00%	100.00%	0.00%	0.00%	0.00%	0.00%	100.00%	100.00%	0.00%	100.00%
1982/83											
NUMBER OF CONTRACTS	1	0	15	0	2	0	0	3	1	0	22
TOTAL VALUE \$	59,719	0	31,998	0	12,389	0	0	14,053	1,091	0	119,250
FOREIGN CONTENT VALUE \$	59,719	0	31,998	0	12,389	0	0	14,053	1,091	0	119,250
% FOREIGN CONTENT	100.00%	0.00%	100.00%	0.00%	100.00%	0.00%	0.00%	100.00%	100.00%	0.00%	100.00%

PURCHASES OF SELECTED ELECTRICAL PRODUCTS OUTSIDE CANADA
BY SUPPLY AND SERVICES CANADA
FSC CLASS 6240 ELECTRIC LAMPS
IN CANADIAN DOLLARS

	BELGIUM	FRANCE	GERMANY	ITALY	NETHERLANDS	SWEDEN	SWITZERLAND	UNITED KINGDOM	UNITED STATES	OTHERS	TOTAL
1985/86											
NUMBER OF CONTRACTS	0	0	22	0	0	0	0	4	17	0	43
TOTAL VALUE \$	0	0	100,831	0	0	0	0	5,281	161,762	0	277,874
FOREIGN CONTENT VALUE \$	0	0	100,831	0	0	0	0	5,281	161,762	0	277,874
% FOREIGN CONTENT	0.00%	0.00%	100.00%	0.00%	0.00%	0.00%	0.00%	100.00%	100.00%	0.00%	100.00%
1984/85											
NUMBER OF CONTRACTS	0	1	22	0	0	0	1	9	31	0	64
TOTAL VALUE \$	0	805	97,292	0	0	0	115	3,460	247,285	0	348,957
FOREIGN CONTENT VALUE \$	0	805	97,292	0	0	0	115	3,460	247,285	0	348,957
% FOREIGN CONTENT	0.00%	100.00%	100.00%	0.00%	0.00%	0.00%	100.00%	100.00%	100.00%	0.00%	100.00%
1983/84											
NUMBER OF CONTRACTS	0	1	45	0	0	0	0	5	37	0	88
TOTAL VALUE \$	0	242	114,380	0	0	0	0	525	146,245	0	261,392
FOREIGN CONTENT VALUE \$	0	242	114,380	0	0	0	0	525	146,245	0	261,392
% FOREIGN CONTENT	0.00%	100.00%	100.00%	0.00%	0.00%	0.00%	0.00%	100.00%	100.00%	0.00%	100.00%
1982/83											
NUMBER OF CONTRACTS	0	0	25	0	0	0	0	8	11	0	45
TOTAL VALUE \$	0	0	109,559	0	0	0	0	25,782	30,011	0	165,352
FOREIGN CONTENT VALUE \$	0	0	109,559	0	0	0	0	25,782	30,011	0	165,352
% FOREIGN CONTENT	0.00%	0.00%	100.00%	0.00%	0.00%	0.00%	0.00%	100.00%	100.00%	0.00%	100.00%

PURCHASES OF SELECTED ELECTRICAL PRODUCTS OUTSIDE CANADA
 BY SUPPLY AND SERVICES CANADA
 FSC CLASS 6250 BALLASTS, LAMP HOLDERS, & STARTERS
 IN CANADIAN DOLLARS

	BELGIUM	FRANCE	GERMANY	ITALY	NETHERLANDS	SWEDEN	SWITZERLAND	UNITED KINGDOM	UNITED STATES	OTHERS	TOTAL
1985/86											
NUMBER OF CONTRACTS	0	0	0	0	0	0	0	0	0	0	0
TOTAL VALUE \$	0	0	0	0	0	0	0	0	0	0	0
FOREIGN CONTENT VALUE \$	0	0	0	0	0	0	0	0	0	0	0
% FOREIGN CONTENT	0.00%	0.00%	0.00%	0.00%	0.00%	0.00%	0.00%	0.00%	0.00%	0.00%	0.00%
1984/85											
NUMBER OF CONTRACTS	0	1	0	0	0	0	0	2	4	0	7
TOTAL VALUE \$	0	326	0	0	0	0	0	132	3,488	0	3,946
FOREIGN CONTENT VALUE \$	0	326	0	0	0	0	0	132	3,488	0	3,946
% FOREIGN CONTENT	0.00%	100.00%	0.00%	0.00%	0.00%	0.00%	0.00%	100.00%	100.00%	0.00%	100.00%
1983/84											
NUMBER OF CONTRACTS	0	0	1	0	0	0	0	1	3	0	5
TOTAL VALUE \$	0	0	543	0	0	0	0	31	25,172	0	25,746
FOREIGN CONTENT VALUE \$	0	0	543	0	0	0	0	31	25,172	0	25,746
% FOREIGN CONTENT	0.00%	0.00%	100.00%	0.00%	0.00%	0.00%	0.00%	100.00%	100.00%	0.00%	100.00%
1982/83											
NUMBER OF CONTRACTS	0	0	0	0	0	0	0	4	1	0	5
TOTAL VALUE \$	0	0	0	0	0	0	0	5,984	472	0	6,456
FOREIGN CONTENT VALUE \$	0	0	0	0	0	0	0	5,984	472	0	6,456
% FOREIGN CONTENT	0.00%	0.00%	0.00%	0.00%	0.00%	0.00%	0.00%	100.00%	100.00%	0.00%	100.00%

PURCHASES OF SELECTED ELECTRICAL PRODUCTS OUTSIDE CANADA
 BY SUPPLY AND SERVICES CANADA
 FSC CLASS 6260 NON-ELECTRICAL LIGHTING FIXTURES
 IN CANADIAN DOLLARS

	BELGIUM	FRANCE	GERMANY	ITALY	NETHERLANDS	SWEDEN	SWITZERLAND	UNITED KINGDOM	UNITED STATES	OTHERS	TOTAL
1985/86											
NUMBER OF CONTRACTS	0	0	1	0	0	0	0	0	3	0	4
TOTAL VALUE \$	0	0	5,000	0	0	0	0	0	22,276	0	27,276
FOREIGN CONTENT VALUE \$	0	0	5,000	0	0	0	0	0	22,276	0	27,276
% FOREIGN CONTENT	0.00%	0.00%	100.00%	0.00%	0.00%	0.00%	0.00%	0.00%	0.00%	0.00%	100.00%
1984/85											
NUMBER OF CONTRACTS	0	0	3	0	0	0	0	2	5	1	11
TOTAL VALUE \$	0	0	34,867	0	0	0	0	7,696	22,366	1,529	66,458
FOREIGN CONTENT VALUE \$	0	0	34,867	0	0	0	0	7,696	22,366	1,529	66,458
% FOREIGN CONTENT	0.00%	0.00%	100.00%	0.00%	0.00%	0.00%	0.00%	100.00%	0.00%	100.00%	100.00%
1983/84											
NUMBER OF CONTRACTS	0	0	7	0	0	0	0	2	2	2	13
TOTAL VALUE \$	0	0	9,889	0	0	0	0	3,138	1,190	1,218	15,435
FOREIGN CONTENT VALUE \$	0	0	9,889	0	0	0	0	3,138	1,190	1,218	15,435
% FOREIGN CONTENT	0.00%	0.00%	100.00%	0.00%	0.00%	0.00%	0.00%	100.00%	100.00%	100.00%	100.00%
1982/83											
NUMBER OF CONTRACTS	0	0	2	0	0	0	0	3	0	0	5
TOTAL VALUE \$	0	0	832	0	0	0	0	1,151	0	0	1,983
FOREIGN CONTENT VALUE \$	0	0	832	0	0	0	0	1,151	0	0	1,983
% FOREIGN CONTENT	0.00%	0.00%	100.00%	0.00%	0.00%	0.00%	0.00%	100.00%	0.00%	0.00%	100.00%

SECTION 4

SUPPLY AND SERVICES CONTRACTS FOR ELECTRICAL AND ELECTRONIC COMPONENTS
 COMPETITIVE AND NON-COMPETITIVE CONTRACTS
 FISCAL YEAR 1984-85 AND FISCAL YEAR 1985-86

(IN CANADIAN DOLLARS)

FEDERAL SUPPLY CLASSIFICATION (FSC)		DATE	COMPETITIVE CONTRACTS				NON-COMPETITIVE CONTRACTS				TOTAL			
CLASS	DESCRIPTIONS		NUMBER	% OF TOTAL NUMBER	VALUE \$	% OF TOTAL VALUE	NUMBER	% OF TOTAL NUMBER	VALUE \$	% OF TOTAL VALUE	NUMBER	% OF TOTAL NUMBER	VALUE \$	% OF TOTAL VALUE
5905	Resistors	84-85	331	59.43%	776,114	28.22%	226	40.57%	1,973,671	71.78%	557	100.00%	2,749,785	100.00%
		85-86	174	56.49%	312,426	40.94%	134	43.51%	450,770	59.06%	308	100.00%	763,196	100.00%
5910	Capacitors	84-85	308	58.56%	489,062	51.85%	218	41.44%	454,202	48.15%	526	100.00%	943,264	100.00%
		85-86	286	71.68%	601,085	83.14%	113	28.32%	121,900	16.86%	399	100.00%	722,985	100.00%
5915	Filters and Networks	84-85	85	38.81%	555,545	30.03%	134	61.19%	1,294,383	69.97%	219	100.00%	1,849,928	100.00%
		85-86	60	35.50%	434,533	23.94%	109	64.50%	1,380,614	76.06%	169	100.00%	1,815,147	100.00%
5920	Fuses and Lighting Arrestors	84-85	130	46.10%	23,459,321	98.72%	152	53.90%	303,245	1.28%	282	100.00%	23,762,566	100.00%
		85-86	102	52.85%	4,545,997	95.77%	91	47.15%	200,994	4.23%	193	100.00%	4,746,991	100.00%
5925	Circuit Breakers	84-85	87	37.50%	186,205	52.74%	145	62.50%	166,855	47.26%	232	100.00%	353,060	100.00%
		85-86	89	47.34%	463,607	52.09%	99	52.66%	426,337	47.91%	188	100.00%	889,944	100.00%
5930	Switches	84-85	424	50.90%	1,992,490	61.35%	409	49.10%	1,255,083	38.65%	833	100.00%	3,247,573	100.00%
		85-86	381	52.84%	1,674,738	60.37%	340	47.16%	1,099,330	39.63%	721	100.00%	2,774,068	100.00%
5935	Connectors, Electrical	84-85	990	60.37%	3,936,568	57.97%	650	39.63%	2,854,491	42.03%	1,640	100.00%	6,791,059	100.00%
		85-86	685	59.15%	2,467,628	58.16%	473	40.85%	1,775,124	41.84%	1,158	100.00%	4,242,752	100.00%
5940	Lugs, Terminals, and Terminal Strips	84-85	142	53.38%	431,036	59.68%	124	46.62%	291,194	40.32%	266	100.00%	722,230	100.00%
		85-86	142	52.79%	420,864	64.59%	127	47.21%	230,764	35.41%	269	100.00%	651,628	100.00%
5945	Relays and Solenoids	84-85	187	46.87%	1,022,612	40.70%	212	53.13%	1,490,170	59.30%	399	100.00%	2,512,782	100.00%
		85-86	174	48.74%	1,434,296	61.76%	183	51.26%	888,002	38.24%	357	100.00%	2,322,298	100.00%

SUPPLY AND SERVICES CONTRACTS FOR ELECTRICAL AND ELECTRONIC COMPONENTS
 COMPETITIVE AND NON-COMPETITIVE CONTRACTS
 FISCAL YEAR 1984-85 AND FISCAL YEAR 1985-86

(IN CANADIAN DOLLARS)

FEDERAL SUPPLY CLASSIFICATION (FSC)		DATE	COMPETITIVE CONTRACTS				NON-COMPETITIVE CONTRACTS				TOTAL			
CLASS	DESCRIPTIONS		NUMBER	% OF TOTAL NUMBER	VALUE \$	% OF TOTAL VALUE	NUMBER	% OF TOTAL NUMBER	VALUE \$	% OF TOTAL VALUE	NUMBER	% OF TOTAL NUMBER	VALUE \$	% OF TOTAL VALUE
5950	Coils and Transformers	84-85	164	36.94%	857,588	53.37%	280	63.06%	749,334	46.63%	444	100.00%	1,606,922	100.00%
		85-86	135	41.80%	394,500	55.29%	188	58.20%	319,052	44.71%	323	100.00%	713,552	100.00%
5955	Oscillators and Piezoelectric Crystals	84-85	65	32.83%	118,080	33.20%	133	67.17%	237,567	66.80%	198	100.00%	355,647	100.00%
		85-86	79	36.92%	221,585	47.23%	135	63.08%	247,613	52.77%	214	100.00%	469,198	100.00%
5960	Electron Tubes and Associated Hardware	84-85	279	45.00%	9,313,024	45.87%	341	55.00%	10,992,181	54.13%	620	100.00%	20,305,205	100.00%
		85-86	141	39.83%	6,098,013	48.19%	213	60.17%	6,557,319	51.81%	354	100.00%	12,655,332	100.00%
5961	Semiconductor Devices and Associated Hardware	84-85	619	63.55%	1,612,548	72.83%	355	36.45%	601,531	27.17%	974	100.00%	2,214,079	100.00%
		85-86	507	68.51%	1,360,545	77.14%	233	31.49%	403,272	22.86%	740	100.00%	1,763,817	100.00%
5962	Microcircuits, Electronics	84-85	476	64.15%	1,801,724	35.82%	266	35.85%	3,228,123	64.18%	742	100.00%	5,029,847	100.00%
		85-86	544	58.56%	2,094,481	53.02%	385	41.44%	1,855,552	46.98%	929	100.00%	3,950,033	100.00%
5963	Electronic Modules	84-85	5	23.81%	7,703	1.61%	16	76.19%	469,437	98.39%	21	100.00%	477,140	100.00%
		85-86	11	26.19%	60,443	12.39%	31	73.81%	427,246	87.61%	42	100.00%	487,689	100.00%
5965	Headsets, Handsets, Microphones and Speakers	84-85	191	43.53%	2,269,349	81.92%	131	56.47%	500,888	18.08%	232	100.00%	2,770,237	100.00%
		85-86	111	53.37%	1,168,945	63.83%	97	46.63%	662,469	36.17%	208	100.00%	1,831,414	100.00%
5970	Electrical Insulators and Insulating Materials	84-85	282	61.71%	1,082,815	65.08%	175	38.29%	580,931	34.92%	457	100.00%	1,663,746	100.00%
		85-86	170	58.42%	564,089	62.91%	121	41.58%	332,565	37.09%	291	100.00%	896,654	100.00%
5975	Electrical Hardware and Supplies	84-85	1,634	45.76%	9,135,668	74.16%	1,937	54.24%	3,182,979	25.84%	3,571	100.00%	12,318,647	100.00%
		85-86	1,312	52.19%	9,974,450	81.14%	1,202	47.81%	2,318,860	18.86%	2,514	100.00%	12,293,310	100.00%

SUPPLY AND SERVICES CONTRACTS FOR ELECTRICAL AND ELECTRONIC COMPONENTS
 COMPETITIVE AND NON-COMPETITIVE CONTRACTS
 FISCAL YEAR 1984-85 AND FISCAL YEAR 1985-86

(IN CANADIAN DOLLARS)

FEDERAL SUPPLY CLASSIFICATION (FSC)		DATE	COMPETITIVE CONTRACTS				NON-COMPETITIVE CONTRACTS				TOTAL			
CLASS	DESCRIPTIONS		NUMBER	% OF TOTAL NUMBER	VALUE \$	% OF TOTAL VALUE	NUMBER	% OF TOTAL NUMBER	VALUE \$	% OF TOTAL VALUE	NUMBER	% OF TOTAL NUMBER	VALUE \$	% OF TOTAL VALUE
5977	Electrical Contact Brushes and Electrodes	84-85	27	39.13%	190,390	70.96%	42	60.87%	77,930	29.04%	69	100.00%	268,320	100.00%
		85-86	22	35.48%	182,925	60.96%	40	64.52%	117,130	39.04%	62	100.00%	300,055	100.00%
5985	Antenas, Waveguides and Related Equipment	84-85	135	22.58%	2,584,101	30.31%	463	77.42%	5,941,227	69.69%	598	100.00%	8,525,328	100.00%
		85-86	183	35.53%	1,622,797	20.99%	332	64.47%	6,107,314	79.01%	515	100.00%	7,730,111	100.00%
5990	Synchros and Resolvers	84-85	13	30.23%	54,010	12.78%	30	69.77%	368,655	87.22%	43	100.00%	422,665	100.00%
		85-86	13	23.21%	91,491	27.45%	43	76.79%	241,790	72.55%	56	100.00%	333,281	100.00%
5995	Cable, Cord and Wire Assemblies: Communications Equipment	84-85	249	36.56%	1,994,496	54.32%	432	63.44%	1,677,012	45.68%	681	100.00%	3,671,508	100.00%
		85-86	275	50.37%	1,364,886	48.82%	271	49.63%	1,430,671	51.18%	546	100.00%	2,795,557	100.00%
5999	Miscellaneous Electrical and Electronic Components	84-85	2,088	30.97%	7,533,078	31.97%	4,655	69.03%	16,027,978	68.03%	6,743	100.00%	23,561,056	100.00%
		85-86	2,031	39.08%	7,113,523	34.38%	3,166	60.92%	13,574,820	65.62%	5,197	100.00%	20,688,343	100.00%
TOTALS		84-85	8,821	43.35%	71,403,527	56.51%	11,526	56.65%	54,719,067	43.39%	20,347	100.00%	126,122,594	100.00%
		85-86	7,628	48.42%	44,667,849	52.04%	8,126	51.58%	41,169,508	47.96%	15,753	100.00%	85,837,355	100.00%

SUPPLY AND SERVICES CONTRACTS FOR ELECTRICAL WIRE AND POWER AND DISTRIBUTION EQUIPMENT
 COMPETITIVE AND NON-COMPETITIVE CONTRACTS
 FISCAL YEAR 1984-85 AND FISCAL YEAR 1985-86

(IN CANADIAN DOLLARS)

FEDERAL SUPPLY CLASSIFICATION (FSC)		DATE	COMPETITIVE CONTRACTS				NON-COMPETITIVE CONTRACTS				TOTAL			
CLASS	DESCRIPTIONS		NUMBER	% OF TOTAL NUMBER	VALUE \$	% OF TOTAL VALUE	NUMBER	% OF TOTAL NUMBER	VALUE \$	% OF TOTAL VALUE	NUMBER	% OF TOTAL NUMBER	VALUE \$	% OF TOTAL VALUE
6105	Motors, Electrical	84-85	250	29.04%	920,735	37.37%	611	70.96%	1,543,315	62.63%	861	100.00%	2,464,051	100.00%
		85-86	248	40.46%	664,413	22.63%	365	59.54%	2,271,303	77.37%	613	100.00%	2,935,716	100.00%
6110	Electrical Control Equipment	84-85	100	32.47%	1,855,982	23.54%	208	67.53%	6,028,515	76.46%	308	100.00%	7,884,497	100.00%
		85-86	83	30.74%	1,188,888	29.46%	187	69.26%	2,846,715	70.54%	270	100.00%	4,035,603	100.00%
6115	Generators and Generator Sets, Electrical	84-85	230	49.15%	5,095,938	57.64%	238	50.85%	3,744,413	42.36%	468	100.00%	8,840,351	100.00%
		85-86	170	46.70%	4,646,667	48.66%	194	53.30%	4,902,733	51.34%	364	100.00%	9,549,400	100.00%
6116	Fuel Cell Power Units, Components and Accessories	84-85	3	33.33%	8,075	51.95%	6	66.67%	7,468	48.05%	9	100.00%	15,543	100.00%
		85-86	5	71.43%	128,230	99.18%	2	28.57%	1,054	0.82%	7	100.00%	129,284	100.00%
6120	Transformers: Distribution and	84-85	80	40.82%	523,900	36.01%	116	59.18%	930,945	63.99%	196	100.00%	1,454,845	100.00%
		85-86	78	47.56%	427,832	27.79%	86	52.44%	1,111,786	72.21%	164	100.00%	1,539,618	100.00%
6125	Converters, Electrical, Rotating	84-85	10	23.26%	63,386	35.72%	33	76.74%	114,043	64.28%	43	100.00%	177,429	100.00%
		85-86	19	51.35%	801,958	75.14%	18	48.65%	265,319	24.86%	37	100.00%	1,067,277	100.00%
6130	Converters, Electrical, Nonrotating	84-85	134	23.26%	706,697	22.56%	442	76.74%	2,426,234	77.44%	576	100.00%	3,132,931	100.00%
		85-86	245	42.68%	1,866,007	42.67%	329	57.32%	2,507,305	57.33%	574	100.00%	4,373,312	100.00%
6135	Batteries, Nonrechargeable	84-85	265	38.18%	7,109,553	81.55%	429	61.82%	1,608,040	18.45%	694	100.00%	8,717,593	100.00%
		85-86	304	51.44%	5,616,610	73.47%	287	48.56%	2,027,753	26.53%	591	100.00%	7,644,363	100.00%
6140	Batteries, Rechargeable	84-85	248	42.18%	1,416,191	47.40%	340	57.82%	1,571,457	52.60%	588	100.00%	2,987,648	100.00%
		85-86	225	44.55%	956,090	40.81%	280	55.45%	1,386,601	59.19%	505	100.00%	2,342,691	100.00%

SUPPLY AND SERVICES CONTRACTS FOR ELECTRICAL WIRE AND POWER AND DISTRIBUTION EQUIPMENT
 COMPETITIVE AND NON-COMPETITIVE CONTRACTS
 FISCAL YEAR 1984-85 AND FISCAL YEAR 1985-86

(IN CANADIAN DOLLARS)

FEDERAL SUPPLY CLASSIFICATION (FSC)		DATE	COMPETITIVE CONTRACTS				NON-COMPETITIVE CONTRACTS				TOTAL			
CLASS	DESCRIPTIONS		NUMBER	% OF TOTAL NUMBER	VALUE \$	% OF TOTAL VALUE	NUMBER	% OF TOTAL NUMBER	VALUE \$	% OF TOTAL VALUE	NUMBER	% OF TOTAL NUMBER	VALUE \$	% OF TOTAL VALUE
6145	Wire and Cable, Electrical	84-85	783	63.56%	9,375,624	83.03%	449	36.44%	1,916,751	16.97%	1,232	100.00%	11,292,375	100.00%
		85-86	755	73.59%	8,976,803	84.56%	271	26.41%	1,639,103	15.44%	1,026	100.00%	10,615,906	100.00%
6150	Miscellaneous Electric Power and Distribution Equipment	84-85	118	28.43%	340,978	23.19%	297	71.57%	1,129,534	76.81%	415	100.00%	1,470,512	100.00%
		85-86	170	41.46%	1,101,037	56.53%	240	58.54%	846,655	43.47%	410	100.00%	1,947,692	100.00%
TOTALS		84-85	2,221	41.21%	27,417,059	56.60%	3,169	58.79%	21,020,716	43.40%	5,390	100.00%	48,437,775	100.00%
		85-86	2,302	50.47%	26,374,535	57.11%	2,259	49.53%	19,806,327	42.89%	4,561	100.00%	46,180,862	100.00%

SUPPLY AND SERVICES CONTRACTS FOR LIGHTING FIXTURES AND LAMPS
 COMPETITIVE AND NON-COMPETITIVE CONTRACTS
 FISCAL YEAR 1984-85 AND FISCAL YEAR 1985-86

(IN CANADIAN DOLLARS)

FEDERAL SUPPLY CLASSIFICATION (FSC)		DATE	COMPETITIVE CONTRACTS				NON-COMPETITIVE CONTRACTS				TOTAL			
CLASS	DESCRIPTIONS		NUMBER	% OF TOTAL NUMBER	VALUE \$	% OF TOTAL VALUE	NUMBER	% OF TOTAL NUMBER	VALUE \$	% OF TOTAL VALUE	NUMBER	% OF TOTAL NUMBER	VALUE \$	% OF TOTAL VALUE
6210	Indoor and Outdoor Electric Lighting Fixtures	84-85	506	44.82%	2,062,779	45.41%	623	55.18%	2,479,693	54.59%	1,129	100.00%	4,542,472	100.00%
		85-86	524	59.21%	1,645,459	53.66%	361	40.79%	1,420,849	46.34%	885	100.00%	3,066,308	100.00%
6220	Electric Vehicular Lights and Fixtures	84-85	108	55.96%	982,130	75.40%	85	44.04%	320,407	24.60%	193	100.00%	1,302,537	100.00%
		85-86	103	55.68%	519,568	31.88%	82	44.32%	1,109,961	68.12%	185	100.00%	1,629,529	100.00%
6230	Electric Portable and Hand Lighting Equipment	84-85	157	52.86%	1,713,139	79.70%	140	47.14%	436,267	20.30%	297	100.00%	2,149,406	100.00%
		85-86	124	57.94%	955,878	42.65%	90	42.06%	1,285,341	57.35%	214	100.00%	2,241,219	100.00%
6240	Electric Lamps	84-85	573	42.04%	3,400,662	77.61%	790	57.96%	980,865	22.39%	1,363	100.00%	4,381,527	100.00%
		85-86	543	49.86%	3,341,836	78.68%	546	50.14%	905,729	21.32%	1,089	100.00%	4,247,565	100.00%
6250	Ballasts, Lampholders and Starters	84-85	115	53.99%	426,900	55.06%	98	46.01%	348,447	44.94%	213	100.00%	775,347	100.00%
		85-86	87	61.27%	196,880	29.59%	55	38.73%	468,545	70.41%	142	100.00%	665,425	100.00%
6260	Non-electrical Lighting Fixtures	84-85	52	26.53%	264,675	22.84%	144	73.47%	893,977	77.16%	196	100.00%	1,158,652	100.00%
		85-86	76	55.88%	124,610	15.21%	60	44.12%	694,698	84.79%	136	100.00%	819,308	100.00%
TOTALS		84-85	1,511	44.56%	8,850,285	61.85%	1,880	55.44%	5,459,656	38.15%	3,391	100.00%	14,309,941	100.00%
		85-86	1,457	54.96%	6,784,231	53.55%	1,194	45.04%	5,885,123	46.45%	2,651	100.00%	12,669,354	100.00%

SECTION 5

SUPPLY AND SERVICES CONTRACTS FOR ELECTRICAL AND ELECTRONIC COMPONENTS
FISCAL YEAR 1984-85 AND FISCAL YEAR 1985-86
BY VALUE CLASS INTERVAL

(IN CANADIAN DOLLARS)

FEDERAL SUPPLY CLASSIFICATION (FSC)		DATE	CONTRACTS LESS THAN \$5000				CONTRACTS \$5000 AND ABOVE				TOTAL			
CLASS	DESCRIPTIONS		NUMBER	% OF TOTAL NUMBER	VALUE \$	% OF TOTAL VALUE	NUMBER	% OF TOTAL NUMBER	VALUE \$	% OF TOTAL VALUE	NUMBER	% OF TOTAL NUMBER	VALUE \$	% OF TOTAL VALUE
5905	Resistors	84-85	495	88.87%	452,662	16.46%	62	11.13%	2,297,123	83.54%	557	100.00%	2,749,785	100.00%
		85-86	279	90.58%	272,188	35.65%	29	9.42%	491,008	64.34%	308	100.00%	763,196	100.00%
5910	Capacitors	84-85	494	93.92%	455,632	48.30%	32	6.08%	497,632	51.70%	526	100.00%	943,264	100.00%
		85-86	378	94.74%	367,164	50.78%	21	5.26%	355,821	49.22%	399	100.00%	722,985	100.00%
5915	Filters and Networks	84-85	164	74.89%	213,561	11.54%	55	25.11%	1,636,367	88.46%	219	100.00%	1,849,928	100.00%
		85-86	118	69.82%	155,504	8.57%	51	30.18%	1,659,643	91.43%	169	100.00%	1,815,147	100.00%
5920	Fuses and Lighting Arrestors	84-85	260	92.20%	233,687	0.98%	22	7.80%	23,528,879	99.02%	282	100.00%	23,762,566	100.00%
		85-86	174	90.16%	149,370	3.15%	19	9.84%	4,597,621	96.85%	193	100.00%	4,746,991	100.00%
5925	Circuit Breakers	84-85	214	92.24%	211,471	59.90%	18	7.76%	141,589	40.10%	232	100.00%	353,060	100.00%
		85-86	151	80.32%	161,189	18.11%	37	19.68%	728,755	81.89%	188	100.00%	889,944	100.00%
5930	Switches	84-85	697	83.67%	737,507	22.71%	136	16.33%	2,510,066	77.29%	833	100.00%	3,247,573	100.00%
		85-86	595	82.52%	705,991	25.45%	126	17.48%	2,068,077	74.55%	721	100.00%	2,774,068	100.00%
5935	Connectors, Electrical	84-85	1,353	82.50%	1,717,114	25.28%	287	17.50%	5,073,945	74.72%	1,640	100.00%	6,791,059	100.00%
		85-86	987	85.23%	1,342,861	31.65%	171	14.77%	2,899,891	68.35%	1,158	100.00%	4,242,752	100.00%
5940	Lugs, Terminals, and Terminal Strips	84-85	239	89.85%	238,020	32.98%	27	10.15%	484,210	67.04%	266	100.00%	722,230	100.00%
		85-86	234	86.99%	229,200	35.17%	35	13.01%	422,428	64.83%	269	100.00%	651,628	100.00%
5945	Relays and Solenoids	84-85	320	80.20%	406,923	16.19%	79	19.80%	2,105,859	83.81%	399	100.00%	2,512,782	100.00%
		85-86	267	74.79%	334,991	14.42%	90	25.21%	1,987,307	85.58%	357	100.00%	2,322,298	100.00%

SUPPLY AND SERVICES CONTRACTS FOR ELECTRICAL AND ELECTRONIC COMPONENTS
FISCAL YEAR 1984-85 AND FISCAL YEAR 1985-86
BY VALUE CLASS INTERVAL

(IN CANADIAN DOLLARS)

FEDERAL SUPPLY CLASSIFICATION (FSC)		DATE	CONTRACTS LESS THAN \$5000				CONTRACTS \$5000 AND ABOVE				TOTAL			
CLASS	DESCRIPTIONS		NUMBER	% OF TOTAL NUMBER	VALUE \$	% OF TOTAL VALUE	NUMBER	% OF TOTAL NUMBER	VALUE \$	% OF TOTAL VALUE	NUMBER	% OF TOTAL NUMBER	VALUE \$	% OF TOTAL VALUE
5950	Coils and Transformers	84-85	365	82.21%	440,214	27.39%	79	17.79%	1,166,708	72.61%	444	100.00%	1,606,922	100.00%
		85-86	282	87.31%	311,169	43.61%	41	12.69%	402,383	56.39%	323	100.00%	713,552	100.00%
5955	Oscillators and Piezoelectric Crystals	84-85	184	92.93%	133,199	37.45%	14	7.07%	222,448	62.55%	198	100.00%	355,647	100.00%
		85-86	193	90.19%	123,653	26.35%	21	9.81%	345,545	73.65%	214	100.00%	469,198	100.00%
5960	Electron Tubes and Associated Hardware	84-85	323	52.10%	458,031	2.26%	297	47.90%	19,847,174	97.74%	620	100.00%	20,305,205	100.00%
		85-86	162	45.76%	278,791	2.20%	192	54.24%	12,376,541	97.80%	354	100.00%	12,655,332	100.00%
5961	Semiconductor Devices and Associated Hardware	84-85	865	88.81%	734,186	33.16%	109	11.19%	1,479,893	66.84%	974	100.00%	2,214,079	100.00%
		85-86	669	90.41%	614,480	34.84%	71	9.59%	1,149,337	65.16%	740	100.00%	1,763,817	100.00%
5962	Microcircuits, Electronics	84-85	636	85.71%	667,431	13.27%	106	14.29%	4,362,416	86.73%	742	100.00%	5,029,847	100.00%
		85-86	764	82.24%	805,953	20.40%	165	17.76%	3,144,080	79.60%	929	100.00%	3,950,033	100.00%
5963	Electronic Modules	84-85	18	85.71%	31,036	6.50%	3	14.29%	446,104	93.50%	21	100.00%	477,140	100.00%
		85-86	32	76.19%	61,643	12.64%	10	23.81%	426,046	87.36%	42	100.00%	487,689	100.00%
5965	Headsets, Handsets, Microphones and Speakers	84-85	175	75.43%	205,369	7.41%	57	24.57%	2,564,868	92.59%	232	100.00%	2,770,237	100.00%
		85-86	150	72.12%	198,107	10.82%	58	27.88%	1,633,307	89.18%	208	100.00%	1,831,414	100.00%
5970	Electrical Insulators and Insulating Materials	84-85	394	86.21%	405,518	24.37%	63	13.79%	1,258,228	75.63%	457	100.00%	1,663,746	100.00%
		85-86	240	82.47%	261,856	29.20%	51	17.53%	634,798	70.80%	291	100.00%	896,654	100.00%
5975	Electrical Hardware and Supplies	84-85	3,197	89.53%	2,942,841	23.89%	374	10.47%	9,375,806	76.11%	3,571	100.00%	12,318,647	100.00%
		85-86	2,173	86.44%	2,245,281	18.26%	341	13.56%	10,048,029	81.74%	2,514	100.00%	12,293,310	100.00%

SUPPLY AND SERVICES CONTRACTS FOR ELECTRICAL AND ELECTRONIC COMPONENTS
FISCAL YEAR 1984-85 AND FISCAL YEAR 1985-86
BY VALUE CLASS INTERVAL

(IN CANADIAN DOLLARS)

FEDERAL SUPPLY CLASSIFICATION (FSC)		DATE	CONTRACTS LESS THAN \$5000				CONTRACTS \$5000 AND ABOVE				TOTAL			
CLASS	DESCRIPTIONS		NUMBER	% OF TOTAL NUMBER	VALUE \$	% OF TOTAL VALUE	NUMBER	% OF TOTAL NUMBER	VALUE \$	% OF TOTAL VALUE	NUMBER	% OF TOTAL NUMBER	VALUE \$	% OF TOTAL VALUE
5977	Electrical Contact Brushes and Electrodes	84-85	55	79.71%	51,361	19.14%	14	20.29%	216,959	80.86%	69	100.00%	268,320	100.00%
		85-86	49	79.03%	59,649	19.88%	13	20.97%	240,406	80.12%	62	100.00%	300,055	100.00%
5985	Antenas, Waveguides and Related Equipment	84-85	441	73.75%	679,854	7.97%	157	26.25%	7,845,474	92.03%	598	100.00%	8,525,328	100.00%
		85-86	356	69.13%	603,998	7.81%	159	30.87%	7,126,113	92.19%	515	100.00%	7,730,111	100.00%
5990	Synchros and Resolvers	84-85	34	79.07%	33,347	7.89%	9	20.93%	389,318	92.11%	43	100.00%	422,665	100.00%
		85-86	40	71.43%	59,636	17.89%	16	28.57%	273,645	82.11%	56	100.00%	333,281	100.00%
5995	Cable, Cord and Wire Assemblies: Communications Equipment	84-85	561	82.38%	687,029	18.71%	120	17.62%	2,984,479	81.29%	681	100.00%	3,671,508	100.00%
		85-86	427	78.21%	620,372	22.19%	119	21.79%	2,175,185	77.81%	546	100.00%	2,795,557	100.00%
5999	Miscellaneous Electrical and Electronic Components	84-85	5,877	87.16%	5,814,470	24.68%	866	12.84%	17,746,586	75.32%	6,743	100.00%	23,561,056	100.00%
		85-86	4,403	84.72%	4,519,159	21.84%	794	15.28%	16,169,184	78.16%	5,197	100.00%	20,688,343	100.00%
TOTALS		84-85	17,361	85.32%	17,950,463	14.23%	2,986	14.68%	108,172,131	85.77%	20,347	100.00%	126,122,594	100.00%
		85-86	13,123	83.30%	14,482,205	16.87%	2,630	16.70%	71,355,150	83.13%	15,753	100.00%	85,837,355	100.00%

SUPPLY AND SERVICES CONTRACTS FOR ELECTRICAL WIRE AND POWER AND DISTRIBUTION EQUIPMENT
FISCAL YEAR 1984-85 AND FISCAL YEAR 1985-86
BY VALUE CLASS INTERVALS

(IN CANADIAN DOLLARS)

FEDERAL SUPPLY CLASSIFICATION (FSC)		DATE	CONTRACTS LESS THAN \$5000				CONTRACTS \$5000 AND ABOVE				TOTAL			
CLASS	DESCRIPTIONS		NUMBER	% OF TOTAL NUMBER	VALUE \$	% OF TOTAL VALUE	NUMBER	% OF TOTAL NUMBER	VALUE \$	% OF TOTAL VALUE	NUMBER	% OF TOTAL NUMBER	VALUE \$	% OF TOTAL VALUE
6105	Motors, Electrical	84-85	781	90.71%	633,780	25.72%	80	9.29%	1,830,271	74.28%	861	100.00%	2,464,051	100.00%
		85-86	525	85.64%	545,852	18.59%	88	14.36%	2,389,864	81.41%	613	100.00%	2,935,716	100.00%
6110	Electrical Control Equipment	84-85	228	74.03%	247,208	3.14%	80	25.97%	7,637,289	96.86%	308	100.00%	7,884,497	100.00%
		85-86	183	67.78%	268,968	6.66%	87	32.22%	3,766,635	93.34%	270	100.00%	4,035,603	100.00%
6115	Generators and Generator Sets, Electrical	84-85	294	62.82%	422,310	4.78%	174	37.18%	8,418,041	95.22%	468	100.00%	8,840,351	100.00%
		85-86	216	59.34%	370,915	3.88%	148	40.66%	9,178,585	96.12%	364	100.00%	9,549,400	100.00%
6116	Fuel Cell Power Units, Components and Accessories	84-85	8	88.89%	10,543	67.83%	1	11.11%	5,000	32.17%	9	100.00%	15,543	100.00%
		85-86	4	57.14%	4,814	3.72%	3	42.86%	124,470	96.28%	7	100.00%	129,284	100.00%
6120	Transformers: Distribution and	84-85	148	75.51%	178,671	12.28%	48	24.49%	1,276,174	87.72%	196	100.00%	1,454,845	100.00%
		85-86	128	78.05%	180,588	11.73%	36	21.95%	1,359,030	88.27%	164	100.00%	1,539,618	100.00%
6125	Converters, Electrical, Rotating	84-85	36	83.72%	58,276	32.94%	7	16.28%	119,153	67.16%	43	100.00%	177,429	100.00%
		85-86	16	43.24%	24,491	2.29%	21	56.76%	1,042,786	97.71%	37	100.00%	1,067,277	100.00%
6130	Converters, Electrical, Nonrotating	84-85	443	76.91%	648,040	20.58%	133	23.09%	2,484,891	79.32%	576	100.00%	3,132,931	100.00%
		85-86	418	72.82%	661,550	15.13%	156	27.18%	3,711,762	84.87%	574	100.00%	4,373,312	100.00%
6135	Batteries, Nonrechargeable	84-85	594	85.59%	543,362	6.23%	100	14.41%	8,174,231	93.77%	694	100.00%	8,717,593	100.00%
		85-86	483	81.73%	490,321	6.41%	108	18.27%	7,154,042	93.59%	591	100.00%	7,644,363	100.00%
6140	Batteries, Rechargeable	84-85	509	86.56%	535,938	17.94%	79	13.44%	2,451,710	82.06%	588	100.00%	2,987,648	100.00%
		85-86	447	88.51%	505,186	21.56%	58	11.49%	1,837,495	78.44%	505	100.00%	2,342,691	100.00%

SUPPLY AND SERVICES CONTRACTS FOR ELECTRICAL WIRE AND POWER AND DISTRIBUTION EQUIPMENT
FISCAL YEAR 1984-85 AND FISCAL YEAR 1985-86
BY VALUE CLASS INTERVALS

(IN CANADIAN DOLLARS)

FEDERAL SUPPLY CLASSIFICATION (FSC)		DATE	CONTRACTS LESS THAN \$5000				CONTRACTS \$5000 AND ABOVE				TOTAL			
CLASS	DESCRIPTIONS		NUMBER	% OF TOTAL NUMBER	VALUE \$	% OF TOTAL VALUE	NUMBER	% OF TOTAL NUMBER	VALUE \$	% OF TOTAL VALUE	NUMBER	% OF TOTAL NUMBER	VALUE \$	% OF TOTAL VALUE
6145	Wire and Cable, Electrical	84-85	945	76.70%	1,132,440	10.03%	287	23.30%	10,159,935	89.97%	1,232	100.00%	11,292,375	100.00%
		85-86	742	72.32%	1,037,340	9.77%	284	27.68%	9,578,566	90.23%	1,026	100.00%	10,615,906	100.00%
6150	Miscellaneous Electric Power and Distribution Equipment	84-85	362	87.23%	353,477	24.04%	53	12.77%	1,117,035	75.96%	415	100.00%	1,470,512	100.00%
		85-86	323	78.78%	350,275	17.98%	87	21.22%	1,597,417	82.02%	410	100.00%	1,947,692	100.00%
TOTALS		84-85	4,348	80.67%	4,764,045	9.84%	1,042	19.33%	43,673,730	90.16%	5,390	100.00%	48,437,775	100.00%
		85-86	3,485	76.41%	4,440,210	9.61%	1,076	23.59%	41,740,652	90.39%	4,561	100.00%	46,180,862	100.00%

SUPPLY AND SERVICES CONTRACTS FOR LIGHTING FIXTURES AND LAMPS
FISCAL YEAR 1984-85 AND FISCAL YEAR 1985-86
BY VALUE CLASS INTERVALS

(IN CANADIAN DOLLARS)

FEDERAL SUPPLY CLASSIFICATION (FSC)		DATE	CONTRACTS LESS THAN \$5000				CONTRACTS \$5000 AND ABOVE				TOTAL			
CLASS	DESCRIPTIONS		NUMBER	% OF TOTAL NUMBER	VALUE \$	% OF TOTAL VALUE	NUMBER	% OF TOTAL NUMBER	VALUE \$	% OF TOTAL VALUE	NUMBER	% OF TOTAL NUMBER	VALUE \$	% OF TOTAL VALUE
6210	Indoor and Outdoor Electric Lighting Fixtures	84-85	1,010	89.46%	992,457	21.85%	119	10.54%	3,550,015	78.15%	1,129	100.00%	4,542,472	100.00%
		85-86	786	88.81%	890,962	29.06%	99	11.19%	2,175,346	70.94%	885	100.00%	3,066,308	100.00%
6220	Electric Vehicular Lights and Fixtures	84-85	153	79.27%	155,757	11.96%	40	20.73%	1,146,780	88.04%	193	100.00%	1,302,537	100.00%
		85-86	150	81.08%	185,185	11.36%	35	18.92%	1,444,344	88.64%	185	100.00%	1,629,529	100.00%
6230	Electric Portable and Hand Lighting Equipment	84-85	232	78.11%	276,494	12.86%	65	21.89%	1,872,912	87.14%	297	100.00%	2,149,406	100.00%
		85-86	166	77.57%	193,033	8.61%	48	22.43%	2,048,186	91.39%	214	100.00%	2,241,219	100.00%
6240	Electric Lamps	84-85	1,280	93.91%	890,171	20.32%	83	6.09%	3,491,356	79.68%	1,363	100.00%	4,381,527	100.00%
		85-86	1,016	93.30%	745,313	17.55%	73	6.70%	3,502,252	82.45%	1,089	100.00%	4,247,565	100.00%
6250	Ballasts, Lampholders and Starters	84-85	195	91.55%	208,061	26.83%	18	8.45%	567,286	73.17%	213	100.00%	775,347	100.00%
		85-86	130	91.55%	160,094	24.06%	12	8.45%	505,331	75.94%	142	100.00%	665,425	100.00%
6260	Non-electrical Lighting Fixtures	84-85	166	84.69%	148,370	12.81%	30	15.31%	1,010,282	87.19%	196	100.00%	1,158,652	100.00%
		85-86	117	86.03%	112,487	13.73%	19	13.97%	706,821	86.27%	136	100.00%	819,308	100.00%
TOTALS		84-85	3,036	89.53%	2,671,310	18.67%	355	10.47%	11,638,631	81.33%	3,391	100.00%	14,309,941	100.00%
		85-86	2,365	89.21%	2,287,074	18.05%	286	10.79%	10,382,280	81.95%	2,651	100.00%	12,669,354	100.00%

