

HD  
9999  
•S923G23

# **A Statistical Profile of the Sporting Goods Industry in Canada**



Industry, Trade  
and Commerce

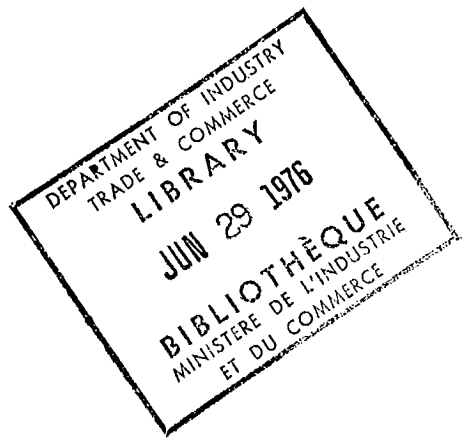
Industrie  
et Commerce

Textiles and  
Consumer Products  
Branch

Direction des textiles  
et des produits de  
consommation

Ottawa 1976

Ottawa 1976



A STATISTICAL PROFILE OF  
THE SPORTING GOODS INDUSTRY

*Canada.*

<sup>2</sup>  
Textiles and Consumer Products Branch]  
Department of Industry Trade & Commerce.

Ottawa, 1976

TABLE OF CONTENTS

	<u>PAGE</u>
<u>INTRODUCTION</u>	1
<u>CONCEPTS AND DEFINITIONS</u>	
A list of Products Classified To Sporting Goods Industry	4
<u>PRINCIPAL STATISTICS OF THE SPORTING GOODS INDUSTRY</u>	
<u>TABLE 1</u>	
Principal Statistics: Sporting Goods Industry 1929 - 1973	8
<u>TABLE 2</u>	
Principal Statistics of the Sporting Goods Industry Manufacturing Activity	9
<u>TABLE 3</u>	
Principal Statistics of the Sporting Goods Industry Total Activity	10
<u>TABLE 4</u>	
Shipments and Revenue from Non-Manufacturing Activities of Sporting Goods Industry 1962 - 1973	11
<u>TABLE 5</u>	
Proportion of Sporting Goods Shipped By Establishments Not Primarily Engaged In The Sporting Goods Industry 1962 - 1973	12
<u>TABLE 6</u>	
Value of Shipments by Products from Sporting Goods Industry 1963 and 1973	13
<u>TABLE 7</u>	
Value of Shipments of Sporting Goods From All Industries 1963 and 1973	14
<u>TABLE 8</u>	
Value of Shipments of Selected Sporting Goods from All Industries	15
<u>TABLE 9</u>	
Quantity of Shipments of Selected Sporting Goods from All Industries 1963 and 1973	16

	<u>PAGE</u>
<u>TABLE 10</u>	
Sporting Goods Industry As A Proportion of All Manufacturing Industries 1962 - 1973	17
<u>TABLE 11</u>	
Index of Trend In Sporting Goods Industry and All Manufacturing Industries 1962 - 1973	18
<u>CHART 1</u>	
Trend In Shipments and Employees Canadian Sporting Goods Industry 1929 - 1975	19
<u>STRUCTURE OF THE SPORTING GOODS INDUSTRY</u>	
<u>TABLE 12</u>	
Sporting Goods Industry Concentration Based On Value of Shipments	20
<u>CHART 2</u>	
Sporting Goods Industry Concentration By Size of Establishments: Canada 1973 Groups by Value of Shipments	21
<u>CHART 3</u>	
Sporting Goods Industry Concentration By Size of Establishments: Canada 1973 Groups by Total Employed	22
<u>TABLE 13</u>	
Regional Importance: Sporting Goods Industry	23
<u>TABLE 14</u>	
Sporting Goods & Toy Industries Capital & Repair Expenditures 1962 - 1974	24
<u>TABLE 15</u>	
Degree of Non-Resident Ownership In Sporting Goods and Toy Industries - 1972	25
<u>TABLE 16</u>	
Seasonal Flucuations In Labour Force in Sporting Goods Industry 1963 and 1972	26

TABLE 17

Wages Per Hour and Year 27

TABLE 18

Labour Force Trend: 1962 - 1975 28

PRODUCTIVITY AND SELECTED OPERATING RATIOS

TABLE 19

Productivity From 1961 To 1973 - Value of Shipments  
of Goods of Own Manufacture Per Production Worker 29

TABLE 20

Productivity From 1961 to 1973 - Value of Shipments  
of Goods of Own Manufacture Per Employee 30

TABLE 21

Productivity From 1961 to 1973 Value Added Manufacturing  
Activity Per Employee \$1000 31

TABLE 22

Productivity From 1961 To 1973 Shipments of Own  
Manufacture Per \$1000 of Payroll. 32

TABLE 23

Productivity from 1961 to 1973 Shipments of Own  
Manufacture Per \$1000 of Wages Paid. 33

TABLE 24

Productivity from 1961 to 1973 Shipments of Own  
Manufacture Per Man Hour 34

TABLE 25

Productivity: Index of Trend 1961 = 100  
Shipments of Goods of Own Manufacture Per  
Production Worker 35

	<u>PAGE</u>
<u>TABLE 26</u>	
Productivity: Index Trend 1961 = 100 Shipments Per \$1000 of Payroll	36
<u>TABLE 27</u>	
Selected Operating Ratios As A Proportion of Production 1962 - 1973 Manufacturing Activity	37
<u>TABLE 28</u>	
Selected Operating Ratios As A Proportion of Production Plus Other Revenue 1962 - 1973 Total Activity	38
<u>MARKETS</u>	
<u>TABLE 29</u>	
Canadian Imports of Sporting Goods By Countries 1973	39
<u>TABLE 30</u>	
Canadian Imports of Sporting Goods By Countries 1974	41
Sporting Goods Imports By Selected Tariff Items	43
<u>TABLE 31</u>	
Geographic Source of Imports - Sporting Goods SIC 3931	45
<u>TABLE 32</u>	
Canadian Imports of Sporting Goods by Countries 1972-1974	46
<u>TABLE 33</u>	
Geographic Source of Imports of Selected Sporting Goods Items Skis, Bindings, Equipment & Parts	47
<u>TABLE 34</u>	
Geographic Source of Imports of Selected Sporting Goods Items Bicycles, Parts and Accessories	48
<u>TABLE 35</u>	
Geographic Source of Imports of Selected Sporting Goods Items Fishing Rods, Tackle and Parts	49

TABLE 36

Geographic Source of Imports of Selected Sporting Goods Items Tennis Balls, Equipment and Parts (Including Badminton)	50
---	----

TABLE 37

Geographic Source of Imports of Selected Sporting Goods Items Golf Balls, Clubs, Equipment and Parts	51
---	----

TABLE 38

Canadian Exports of Sporting Goods By Countries: 1973	52
---	----

TABLE 39

Canadian Exports of Sporting Goods By Countries: 1974	53
---	----

TABLE 40

Canadian Exports of Sporting Goods By Countries 1971-1974	54
---	----

TABLE 41

Canadian Exports of Sporting Goods As A Proportion of Shipments From All Industries 1962 - 1973	55
--	----

CHART 4

Canadian Exports of Sporting Goods As A Proportion of Shipments All Industries 1950 - 1973	56
---	----

TABLE 42

Canadian Exports of Sporting Goods	57
------------------------------------	----

TABLE 43

Total Sporting Goods Market and Segments 1950-55-60-65-75	58
--	----

CHART 5

Total Sporting Goods Market and Segments - Canada 1950-1974	59
--	----

TABLE 44

Canadian Imports of Sporting Goods As A Proportion of Total Market: 1950-62-73	60
---	----

	<u>PAGE</u>
<u>CHART 6</u>	
Canadian Imports of Sporting Goods As A Proportion of the Total Market 1950-1973	61
<u>TABLE 45</u>	
Total Sporting Goods Market and Segments, Index of Trend: 1962-1974	62
<u>TABLE 46</u>	
Per Capita Sporting Goods "Consumption" and Trend: 1962 - 1973	63
<u>SPORTING GOODS INDUSTRY: U.S.A.</u>	
<u>TABLE 47</u>	
1974 Profile - Sporting and Athletic Goods - U.S.A.	64
<u>TABLE 48</u>	
Sporting and Athletic Goods Trends & Projections 1967 - 1975	65
<u>TABLE 49</u>	
General Statistics, By Employment Size of Establishment: 1972	66
<u>TABLE 50</u>	
Selected Statistics of Sporting Goods Industry: U.S.A. General Statistics: 1958 - 1972	67
<u>TABLE 51</u>	
Selected Operating Ratios: 1958 - 1972	68
<u>CHART 7</u>	
Index Trends In Canadian All Manufacturing Industries Canadian & United States Sporting Goods Industries 1961 - 1975	69
<u>APPENDICES</u>	
Sporting Goods Manufacturers SIC 3931 Sporting Goods Census 1973	70
List of Countries Entitled To Most-Favoured-Nation Tariff Treatment	77



	<u>PAGE</u>
List of Countries Entitled to General Preferential Tariff Treatment	78
Import Commodity Classification	79
Description of Most Common Tariff Items Applicable To Sporting Goods Imports	80
European Economic Community Tariff Applicable To Sporting Goods Items	91
U.S.A. Tariffs Applicable To Sporting Goods Items	92
Canadian Shows and Exhibitions	99
Sports Associations and Institutes: Canada and U.S.A.	103
Sports Journals and Periodicals Canada and U.S.A.	121
<u>SOURCES</u>	142

INTRODUCTION

## INTRODUCTION

This report reviews the Canadian Sporting Goods industry as defined by Statistics Canada standard industrial classification 3932 -- "Primarily engaged in manufacturing sporting and athletic goods, such as bicycles; fishing tackle; golf and tennis equipment; baseball; football and boxing equipment; skates and equipment for other sports".

The Annual Census of Manufactures Statistics Canada Catalogue #47-204 "Sporting Goods and Toy Industries" using the Industrial Commodity Classification, classify into three sub-groups viz:

- (a) Playground and Amusement Park equipment (excluding coin operated equipment and commercial amusement rides),
- (b) Sporting Equipment (except uniforms and footwear),
- (c) Fishing and Hunting equipment (except firearms and ammunition)

as establishments comprising the Sporting Goods Industry.

In this report, statistical comparisons have been made with the United States sporting goods industry and an average of All Manufacturing industries in Canada. Although Statistics Canada includes bicycles as part of the Canadian sporting goods industry, the United States sporting goods industry (Standard Industrial Classification 3949) does not include data on bicycles (which are part of Standard Industrial Classification 3751). This will, therefore, have an effect of slightly overstating the relative Canadian positions vis-a-vis the United States industry. Except for this difference, the two industries are identical in their definition. Comparisons made in this report, form an attempt to determine the relative trends and an order of magnitude of the Canadian sporting goods industry which should be useful for analysis.

Statistics Canada is the chief source of data on the industry in Canada. The tables of an analytical nature in this report are primarily based on interpretations of the basic data obtained from Statistics Canada publications and other sources of information which are clearly identified.

CONCEPTS AND DEFINITIONS

## CONCEPTS AND DEFINITIONS

The explanatory notes deal with only salient points. For a copy of a more complete explanation of the concepts and definitions used, write to the Manufacturing and Primary Industries Division, Statistics Canada, KIA OV6.

### EXPLANATORY NOTES

Establishment - Smallest operating unit capable of reporting certain specified input and output data; usually a plant or mill.

#### Large Establishments

Cost of materials and supplies, fuel and electricity - Generally, consumption of purchased items only, at laid-down cost. Includes inter-company and intracompany transfers, contract work by others, fuel used by vehicles.

Value of shipments of goods of own manufacture - Goods made by reporting establishment, or for its account, from its own materials, net of discounts, returns, allowances, sales tax, excise taxes and duties, returnable containers, common or contract carriers' charges for outward transportation (but not of own carriers' delivery expense). Includes repair and custom revenue, transfers to reporting units of same firm, all exports, book value of own products shipped on rental basis. Unsold domestic consignment shipments are included in inventory.

Value added - Net output as measured by gross output less purchased commodity inputs used and contract work by others.

- (a) Value added, manufacturing activity: Value of shipments of goods of own manufacture plus net change in inventory of goods in process and finished goods, less cost of materials and supplies used, fuel and electricity.
- (b) Value added, total activity: Consists of (1) value added, manufacturing activity and (2) value added, non-manufacturing activity. The latter is calculated by subtracting relevant commodity inputs from non-manufacturing revenues or outputs; these commodity inputs are net of the change in inventories of goods purchased for resale. Non-manufacturing revenues include depreciable fixed assets produced by own work force for own use, revenue from product rentals, etc., but exclude non-operating revenue such as real property rentals, dividends, interest.

Employees, salaries and wages - Salaries and wages are reported before deductions for income tax and employee benefits and comprise all man-hours paid (for regular work, overtime and paid leave) as well as bonuses, commissions, etc., paid to regular employees. Beginning with the 1970 Census outside pieceworkers formerly included for certain industries are excluded from all employment totals and their remuneration treated as contract work done by others. Sales and distribution employees include all personnel charged to selling expense, certain drivers, etc.

Inventories - Book value of owned inventory held in Canada, including goods in transit and on consignment.

Small Establishments

For establishments filing "short forms", beginning with 1970 data, "cost of materials, supplies and services" includes all purchased services, and "total revenue excluding interest and dividends received" is used for both shipments of goods of own manufacture and gross output, total activity; value added is calculated using these figures and net change in total inventory, and is thus identical for manufacturing and total activity. Numbers of employees are imputed from reported salaries and wages.

Head offices, sales offices and auxiliary units - Included in the individual industry of the company's largest activity. (The allocation of some such units to the major industry group level was discontinued with the 1970 data).

A LIST OF PRODUCTS CLASSIFIED  
TO SPORTING GOODS INDUSTRY

AMUSEMENT PARK AND PLAYGROUND EQUIPMENT

AMUSEMENT PARK EQUIPMENT

Shooting gallery equipment (excl. firearms and ammunition)  
Targets, shooting gallery  
Shooting gallery equipment, n.e.s.\* (excl. firearms and ammunition)  
Amusement park equipment, n.e.s.

PLAYGROUND EQUIPMENT

Swimming and wading pools  
Swimming Pools, above ground (plastic with rigid sides)  
Wading pools  
Wading pools, rigid  
Wading pools, inflatable  
Playground equipment, park and school (excl. swimming and wading pools)  
Playground equipment, home (excl. swimming and wading pools)  
Playground equipment, n.e.s.

SPORTING EQUIPMENT (excl. uniforms and footwear)

BILLIARDS, BOWLING AND CURLING EQUIPMENT

Billiard, snooker and pool equipment  
Tables, billiard, snooker and pool  
Cues, billiard, snooker and pool  
Balls, billiard, snooker and pool  
Billiard, snooker and pool equipment, n.e.s.  
Bowling equipment  
Bowls  
Bowls, alley  
Bowls, lawn  
Pins, bowling  
Candlepins  
Duck pins  
Five pins  
Ten pins  
Pinsetting machines, bowling  
Bowling equipment, n.e.s.s  
Curling equipment  
Curling brooms  
Curling stones  
Curling equipment, n.e.s.

BASKETBALL, BOXING, VOLLEY BALL AND GYMNASIUM EQUIPMENT

- Basketball equipment
  - Basketballs
  - Basketball nets
  - Basketball equipment, n.e.s.
- Boxing equipment
  - Boxing gloves
  - Boxing equipment, n.e.s.
- Volley ball equipment
  - Volley balls
  - Volley ball nets
  - Volley ball equipment, n.e.s.
- Gymnasium equipment
  - Gymnasium mats
  - Gymnasium equipment, n.e.s.

TENNIS, TABLE-TENNIS, BADMINTON AND SQUASH EQUIPMENT

- Tennis equipment
  - Tennis balls
  - Tennis nets
  - Tennis racquets
  - Tennis racquet frames
  - Tennis equipment, n.e.s.
- Table-tennis equipment (ping-pong)
  - Table-tennis bats
  - Table-tennis balls
  - Table-tennis nets
  - Table-tennis tables
  - Table-tennis equipment (ping-pong) n.e.s.
- Badminton equipment
  - Badminton nets
  - Badminton racquets
  - Badminton shuttlecocks (birds)
  - Badminton equipment, n.e.s.
- Squash equipment
  - Squash balls
  - Squash racquets
  - Squash equipment, n.e.s.

ARCHERY, TRAPSHOOTING AND SPORTSHOOTING EQUIPMENT

- Archery equipment
  - Bow, archery
  - Arrow, archery
  - Archery equipment, n.e.s.
- Trapshooting and sportshooting equipment (excl. firearms and ammunition)
  - Clay targets (pigeons, clay)
  - Targets (excl. clay and shooting gallery)
  - Trapshooting and sportshooting equipment, n.e.s. (excl. firearms and ammunition)



GOLF, TRACK AND FIELD AND AQUATIC SPORTS EQUIPMENT

- Golf equipment
  - Golf bags
  - Golf balls
  - Golf bag carts (excl. motor-driven)
  - Golf clubs
  - Head covers, golf club
  - Golf equipment, n.e.s.
- Track and field equipment
- Aquatic sports equipment
  - Fins, swimming
  - Masks and goggles, swimming
  - Scuba diving equipment
  - Skis, water
  - Aquatic sports equipment, n.e.s.

FOOTBALL, LACROSSE, SOCCER, BASEBALL AND SOFTBALL EQUIPMENT

- Football equipment (rugby)
  - Balls, football
    - Helmets and head harness, football
    - Shoulder pads
    - Pads and protective equipment, football, n.e.s.
- Football equipment, n.e.s. (rugby)
- Lacrosse equipment
  - Lacrosse sticks
  - Lacrosse equipment, n.e.s.
- Soccer equipment
  - Soccer balls
  - Soccer equipment, n.e.s.
- Baseball and softball equipment
  - Balls
    - Baseballs(hardball)
    - Softballs
  - Bats
    - Bats, baseball (hardball)
    - Bats, softball
- Protective equipment, baseball and softball
  - Body protectors
  - Gloves and mitts
  - Leg guards
  - Masks
  - Protective equipment, baseball and softball, n.e.s.
- Baseball and softball equipment, n.e.s.

SKATING, SKIING, HOCKEY AND SNOW SHOEING EQUIPMENT

- Skating equipment
  - Ice skate guards
  - Skates, ice
  - Skates, ice, complete (boots and blades)

- Skates, ice, blades only
- Bob skates
- Skates, roller
- Skating equipment, n.e.s.
- Skiing equipment
  - Ski bindings
  - Ski poles
  - Skis, snow
  - Skiing equipment, n.e.s.
- Hockey equipment (excl. skates)
  - Sticks, hockey
  - Pads and protective equipment, hockey
  - Gloves, hockey
  - Leg guards, hockey
  - Pads and protective equipment, hockey, n.e.s.
- Hockey equipment (excl. skates) n.e.s.
- Show shoeing equipment

SPORTING EQUIPMENT, n.e.s. (excl. uniforms and footwear)

FISHING AND HUNTING EQUIPMENT (excl. firearms and ammunition)

FISHING EQUIPMENT

- Lures, fishing
- Nets, fishing
- Reels, fishing
- Rods, fishing
- Fishing equipment, n.e.s.

HUNTING EQUIPMENT (excl. firearms and ammunition)

BICYCLES

- With wheels over 14" in diameter
- Parts

---

\*n.e.s. - not elsewhere specified

PRINCIPAL STATISTICS OF THE

SPORTING GOODS INDUSTRY

TABLE 1

PRINCIPAL STATISTICS: SPORTING GOODS INDUSTRY

1929 - 73

	ESTABLISH- MENTS	EMPLOYEES	VALUE OF SHIPMENTS (OWN MANU- FACTURING)	VALUE OF SHIPMENTS (TOTAL ACTIVITY)	VALUE OF SHIPMENTS OF SPORT- ING GOODS FROM ALL INDUSTRIES
			\$000	\$000	\$000
1929	30	1,212	4,770	-	-
1933	36	776	1,890	-	-
1941	44	1,526	5,913	-	-
1945	43	1,792	8,578	-	-
1950	79	2,987	17,668	-	14,765
1955	98	2,468	18,908	-	17,784
1960	107	3,453	37,882	-	35,048
1962	112	4,098	44,575	61,967	44,984
1963	118	4,189	48,568	61,532	50,666
1964	125	4,281	49,522	61,243	46,911
1965	131	4,423	51,103	60,547	47,802
1966	121	4,534	53,058	67,760	50,897
1967	111	4,587	56,054	72,527	67,063(1)
1968	119	4,617	63,417	85,746	76,586
1969	122	4,966	69,687	90,231	90,171
1970	123	5,463	81,689	101,151	96,276
1971	139	5,991	95,950	115,815	114,543
1972	143	7,036	123,417	145,380	131,923
1973	146	7,486	139,241	165,990	159,601
1974	NA	NA	163,322(E)	NA	NA
1975	NA	NA	137,190(E)	NA	NA

SOURCE: Statistics Canada Catalogue No. 47-204  
"Sporting Goods and Toy Industries"

(1) Note: Total for all industries not published since 1966.  
Figures shown are based on the published totals for selected  
items and shipments of own manufacturing sporting goods  
industry.

(E) Estimated shipments (own manufacturing).  
Based on Cat. No. 31-001 "Inventories Shipments and Orders in  
Manufacturing Industries".

TABLE 2

## PRINCIPAL STATISTICS OF THE SPORTING GOODS INDUSTRY

MANUFACTURING ACTIVITY									
Year	Estab- lish- ments	Production and Related Workers				Cost of Fuel & Electricity	Cost of Materials & Supplies Used	Value of Shipments of Goods of Own Manufacture	Value Added Manufactur- ing Activity
		Male Number	Female	Man- Hours Paid '000	Wages				
1962	112	2,106	741	6,734	9,684	433	19,376	44,575	25,919
1963	118	2,200	789	6,413	10,193	460	19,929	48,568	29,237
1964	125	2,340	885	6,982	11,460	516	21,464	49,522	29,069
1965	131	2,405	1,034	7,410	12,307	587	22,156	51,103	28,457
1966	121	2,371	1,113	7,313	12,964	596	25,061	53,058	29,255
1967	111	2,330	1,137	7,295	13,852	653	27,151	56,054	28,579
1968	119	2,292	1,155	7,261	15,221	670	29,310	63,417	33,656
1969	122	2,618	1,246	8,154	17,970	741	32,643	69,687	38,913
1970	123	2,792	1,509	9,092	21,011	831	38,714	81,689	43,820
1971	139	3,153	1,723	10,204	24,499	995	46,493	95,950	48,722
1972	143	3,680	2,206	11,855	31,910	1,072	58,562	123,417	66,556
1973	146	4,017	2,342	12,331	36,832	1,092	66,919	139,241	77,188

TABLE 3

## PRINCIPAL STATISTICS OF THE SPORTING GOODS INDUSTRY

TOTAL ACTIVITY										
Working Owners and Partners		Employees					Total Cost of Materials, Supplies and Goods for Re-sale	Total Value of Shipments and Other Revenue	Value Added - Total Activity	
		Administrative, Office and Other Non-Manufacturing Employees			Total Employees					
Number	With- drawals	Male	Female	Salaries	Number	Salaries and Wages				
	\$'000	Number		\$'000			\$'000			
1962	41	156	871	455	5,586	4,173	15,270	30,849	61,967	31,901
1963	43	192	813	387	5,648	4,189	15,841	28,987	61,532	32,292
1964	44	146	710	346	5,534	4,281	16,994	30,792	61,243	32,886
1965	35	164	646	338	5,260	4,423	17,567	28,180	60,547	31,096
1966	32	150	694	356	5,139	4,534	18,102	36,260	67,760	33,163
1967	28	127	703	417	6,006	4,587	19,858	39,259	72,527	34,298
1968	25	98	744	426	6,575	4,617	21,796	46,577	85,746	39,003
1969	25	119	712	388	7,346	4,964	25,316	47,721	89,383	43,797
1970	21	124	695	467	8,043	5,463	29,055	52,198	101,151	49,920
1971	28	164	705	410	8,448	5,991	32,947	61,412	115,815	54,002
1972	34	208	724	426	9,494	7,036	41,404	75,935	145,380	73,684
1973	30	-	763	364	10,543	7,486	47,376	87,286	165,990	86,334

TABLE 4

SHIPMENTS AND REVENUE FROM NON-MANUFACTURING  
ACTIVITIES OF SPORTING GOODS INDUSTRY: 1962-1973

	VALUE OF SHIPMENTS (OWN MANUFACTURING)	VALUE OF SHIPMENTS (TOTAL ACTIVITY)	SHIPMENTS AND REVENUE FROM NON-MANUFACTURING ACTIVITIES	
				AS A PROPORTION OF TOTAL ACTIVITY
	COL. 1	COL. 2	COL. 2-1	
	\$000	\$000	\$000	PER CENT
1962	44,575	61,967	17,392	28
1963	48,568	61,532	12,964	21
1964	49,522	61,243	11,721	19
1965	51,103	60,547	9,444	15
1966	53,058	67,760	14,702	22
1967	56,054	72,527	16,473	23
1968	63,417	85,746	22,329	26
1969	69,687	89,383	19,696	22
1970	81,689	101,151	19,462	19
1971	95,950	115,815	19,865	17
1972	123,417	145,380	21,963	15
1973	139,241	165,990	26,749	16

TABLE 5

PROPORTION OF SPORTING GOODS SHIPPED BY ESTABLISHMENTS NOT  
PRIMARILY ENGAGED IN THE SPORTING GOODS INDUSTRY: 1962-1973

	VALUE OF SHIPMENTS OF SPORTING GOODS FROM ALL INDUSTRIES	SPORTING GOODS INDUSTRY			PROPORTION FROM "OUTSIDE" THE SPORTING GOODS INDUSTRY	
		VALUE OF SHIPMENTS				AS A PROPORTION OF SHIPMENTS FROM ALL INDUSTRIES
		ALL PRODUCTS	NON-SPORTING GOODS PRODUCTS	SPORTING GOODS PRODUCTS		
COL. 1	COL. 2	COL. 3	COL. 4	COL. 1-4		
	\$000	\$000	\$000	\$000	\$000	PER CENT
1962	44,984	44,575	2,852	41,723	3,261	7
1963	50,666	48,568	2,488	46,080	4,586	9
1964	46,911	49,522	4,236	45,286	1,625	3
1965	47,802	51,103	5,866	45,237	2,565	5
1966	50,897	53,058	3,733	49,325	1,572	3
1967	67,063	57,054	3,313	52,741	14,322	21
1968	76,586	63,417	2,769	60,648	15,938	21
1969	90,171	69,687	3,965	65,722	24,449	27
1970	96,276	81,689	4,960	76,729	19,547	20
1971	114,543	95,950	9,598	86,352	28,191	25
1972	131,923	123,417	13,836	109,581	22,342	17
1973	159,601	139,241	16,576	122,665	36,936	23



Value of Shipments by Products from Sporting Goods Industry - 1963 and 1973

	1963		1973	
	\$000	Per Cent	\$000	Per Cent
A. SPORTING EQUIPMENT				
1. Hockey equipment and supplies	5,609	11	25,741	18
2. Golf equipment and supplies	5,931	12	12,105	9
3. Gymnasium equipment	977	2	6,565	5
4. Baseball equipment and supplies	1,695	3	3,275	2
5. Bowling equipment and supplies	(1)		-	-
6. Billiard equipment and supplies	(1)		2,026	1
7. Football equipment and supplies	(1)		806	.6
8. Lacrosse, volleyball and basketball equipment	379	.8	671	.5
9. Skiing equipment and supplies	529	1	-	-
10. Badminton, tennis and squash equipment	264	.5	-	-
11. Archery tackle	288	.6	-	-
B. FISHING EQUIPMENT				
1. Fishing tackle			1,111	.8
2. Fishing rods	2,786	6	1,386	1
3. Fishing lures			931	.7
C. AMUSEMENT PARK & PLAYGROUND EQUIPMENT				
1. Amusement park equipment	-	-		
2. Playground equipment	(1)		(1)	
ALL OTHER SPORTING GOODS	27,836	57	62,619	45
ALL OTHER PRODUCTS	2,488	5	16,576	12
SMALL ESTABLISHMENTS NOT REPORTING DETAILS	-		6,112	4
INCOME FOR WORK DONE ON MATERIALS OWNED BY OTHERS	141	.3	52	n
TOTAL	48,568	100	139,241	100

- may not add due to rounding -

(1) Confidential, included in "All Other Sporting Goods"

\* Adjusted value of shipments (deducted \$354,000 in 1963 and \$2,113,000 in 1973 for the total for sales taxes, excise duties and outward transportation charges which could not be deducted from individual items.)

TABLE 7

VALUE OF SHIPMENTS OF SPORTING GOODS FROM ALL INDUSTRIES: 1963 and 1973

	1963		1973	
	\$000	Per Cent	\$000	Per Cent
<b>A. SPORTING EQUIPMENT</b>				
Ice Skates (blades only)	5,131	10	9,492	6
Ice Skates (complete)	-	-	25,248	16
Hockey sticks	2,895	6	12,446	8
Golf clubs	3,838	8	8,622	5
Billiard equipment	(1)	-	4,027	3
Bowling Equipment	(1)	-	(1)	-
Hockey gloves and mitts	886	2	(2)	-
Balls for sports	2,033	4	3,798	2
Golf equipment	683	1	1,614	1
Baseballs and softballs	827	2	1,978	1
Skis, snow and water	432	.8	1,386	.9
Archery tackle	288	.6	(1)	-
Bats, baseball and softball	146	.3	(1)	-
Gloves and Mitts...Baseball	572	1	(2)	-
... for other sports	347	.7	4,940	3
Gymnasium equipment and supplies	1,279	2	7,556	5
Racquets and frames...tennis, squash, badminton	209	.4	(1)	-
Skates, roller	147	.3	(1)	-
<b>B. FISHING EQUIPMENT</b>				
Fishing tackle	1,246	2	2,101	1
Fishing rods	1,226	2	1,386	.9
Fishing lures	953	2	931	.6
Fishing reels	67	.1	(3)	-
Fishing nets	103	.2	(3)	-
<b>C. AMUSEMENT PARK &amp; PLAYGROUND EQUIPMENT</b>				
Playground equipment (swings, slides, etc.)	1,503	3	3,765	2
ALL OTHER SPORTING GOODS	25,855	51	70,311	44
<b>TOTAL</b>	<b>50,666</b>	<b>100</b>	<b>159,601*</b>	<b>100</b>

- may not add due to rounding -

(1) Confidential, included in "All Other Sporting Goods".

(2) Included in Gloves & Mitts for other sports.

(3) Included in Fishing Tackle.

\* Total for all industries not published since 1966. Figure shown is an estimate based on published figures for selected items and on shipments of the Sporting Goods Industry.

TABLE 8

## VALUE OF SHIPMENTS OF SELECTED SPORTING GOODS FROM ALL INDUSTRIES

	1963	1964	1965	1966	1967	1968	1969	1970	1971	1972	1973
Archery Tackle	288	290	370	534	X	X	-	-	-	-	-
Baseballs and Softballs	827	813	1,043	1,044	1,100	1,239	1,086	1,912	2,505	1,710	1,978
Football, Canadian Rugby	-	-	238	344	345	369	X	784	X	X	-
Balls, other sports	2,033	2,196	2,282	2,358	2,192	2,436	2,593	2,225	2,095	3,436	3,798
Bats (baseball and softball)	146	197	150	-	-	-	-	-	-	-	-
Billiards and bowling equipment & supplies	-	5,550	3,940	4,160	4,556	4,644	4,353	4,186	7,200	5,987	4,027 <sup>(1)</sup>
Fishing Rods	1,226	1,249	1,376	1,911	1,863	2,093	1,727	1,612	1,138	1,385	1,386
Fishing Lures	953	1,088	1,158	1,232	1,239	1,643	1,593	1,395	1,166	1,378	931
Fishing Reels	67	273	358	389	679	446	425	375	326	309	2,101
Fishing Tackle, other	1,246	1,258	979	1,255	1,255	1,879	1,528	1,550	1,812	2,632	-
Fishing Nets, Sporting	103	102	121	100	113	-	-	138	-	-	-
Football Helmets and head harness	-	X	154	150	188	185	209	X	X	X	-
Football Shoulder Pads	-	X	55	43	51	49	89	X	X	X	-
Gloves and Mitts											
- baseball	572	608	539	(2)	537	(2)	151	(2)	(2)	-	-
- hockey (ex. goaler gloves prior to 1969)	886	799	1,022	949	1,537	1,532	2,333	3,187	3,547	5,326	4,940
- other sports	347	725	1,037	1,447	1,522	2,145	2,027	2,462	3,243	-	-
Golf Clubs, complete	3,838	4,105	4,461	4,973	5,073	6,285	6,740	6,687	6,092	8,162	8,622
Golf Equipment	683	1,216	1,328	1,480	1,705	1,915	1,360	1,131	1,958	1,723	1,614
Gymnasium Equipment and supplies	1,279	1,064	1,019	1,783	1,979	3,108	3,195	3,314	4,974	-	7,556
Hockey Pucks	X	X	49	57	74	131	413	588	645	X	-
Hockey Sticks	2,895	3,198	3,659	3,734	4,838	6,851	7,757	9,220	9,185	11,124	12,446
Hockey Masks	-	X	31	-	-	-	-	-	-	-	-
Hockey Protective Equipment	-	-	-	2,247	1,920	2,907	4,595	4,891	5,983	-	3,781
Hockey Equipment, other	-	-	-	-	-	-	-	-	-	-	5,133
Playground equipment (swings, slides, etc.)	1,503	1,542	1,668	2,037	2,190	2,250	2,543	2,230	2,027	2,665	3,765
Racquets and Frames	209	218	224	-	-	-	-	-	-	-	-
Skates, Ice, Blades only	5,131	4,055	6,128	6,211	6,657	8,418	X	X	X	6,692	9,492
Complete	-	-	-	-	-	-	12,609	11,669	16,058	21,038	25,248
Skates, Roller	147	213	X	X	X	X	-	-	-	-	-
Skis (Snow and Water)	432	502	377	461	483	605	705	600	955	1,265	1,386
Ski Poles and fittings (Snow)	157	153	191	177	147	195	245	231	258	-	-
Swimming Pools	-	-	-	-	-	-	-	-	3,159	3,774	4,448
Snow Shoes	-	-	-	-	-	-	-	-	-	-	1,165

X Confidential

(1) Billiard Equipment only (3533 in 1972).

(2) Included in other sports gloves.

8914

TABLE 9  
QUANTITY OF SHIPMENTS OF SELECTED SPORTING GOODS FROM ALL INDUSTRIES: 1963-1973

		1963	1964	1965	1966	1967	1968	1969	1970	1971	1972	1973
Baseballs and softballs	Doz	61,499	57,377	80,325	79,866	83,019	92,787	71,753	128,117	165,935	79,203	93,426
Bats, baseball and softball	No	185,326	236,766	188,260	-	-	-	-	-	-	-	-
Fishing rods	No	422,626	407,248	452,655	615,407	486,764	476,215	502,900	479,576	357,474	395,544	401,141
Fishing lures	No	4,056,458	3,106,663	2,784,338	3,421,394	3,035,469	3,786,917	3,798,852	3,478,246	3,207,541	3,337,554	2,324,536
Fishing reels	No	24,018	49,334	63,282	71,699	104,204	55,521	49,859	42,520	36,300	33,052	-
Fishing nets	No	45,208	44,925	50,506	76,194	75,762	-	-	-	-	-	-
Gloves and mitts												
- baseball	Pair	112,003	116,177	100,721	-	87,483	-	19,417	-	-	-	-
- hockey	Pair	156,770	147,367	148,446	117,120	193,260	177,179	274,219	358,237	391,044	534,066	-
Golf clubs, complete	No	608,017	640,355	666,425	770,525	731,325	909,647	1,075,739	1,033,505	883,445	1,421,456	1,218,487
Hockey pucks	Doz	-	-	56,946	61,795	93,063	141,709	617,963	828,754	-	-	-
Hockey sticks	Doz	356,037	416,889	453,506	389,301	473,373	552,205	582,651	673,731	634,042	683,321	657,120
Racquets and frames, tennis, squash, etc.	No	33,545	37,575	35,016	-	-	-	-	-	-	-	-
Skates, ice, blades only	Pair	3,572,973	3,050,594	3,002,048	-	-	-	-	-	-	3,873,272	4,178,284
Skates, ice, complete	Pair	-	-	-	-	-	-	1,468,205	1,397,595	1,668,651	1,763,727	1,857,565
Skates, roller	Pair	69,548	87,412	-	-	-	-	-	-	-	-	-
Skis, snow and water	Pair	36,889	39,041	30,008	25,361	27,573	33,989	40,783	30,336	-	39,208	39,464
Snow shoes	Pair	-	-	-	-	-	-	-	-	-	-	115,494

Note: Above are the only quantitative figures on various product lines published by Statistics Canada.

TABLE 10  
SPORTING GOODS INDUSTRY AS A PROPORTION OF ALL  
MANUFACTURING INDUSTRIES: 1962-1973

	<u>EMPLOYEES</u>	<u>VALUE OF SHIPMENTS</u>
	PER CENT	PER CENT
1962	0.29	0.17
1963	0.29	0.17
1964	0.29	0.16
1965	0.28	0.15
1966	0.27	0.14
1967	0.28	0.14
1968	0.28	0.15
1969	0.30	0.15
1970	0.33	0.18
1971	0.37	0.19
1972	0.42	0.22
1973	0.42	0.21

TABLE 11  
INDEX OF TREND IN SPORTING GOODS INDUSTRY AND  
ALL MANUFACTURING INDUSTRIES: 1962 - 1973

1962 = 100

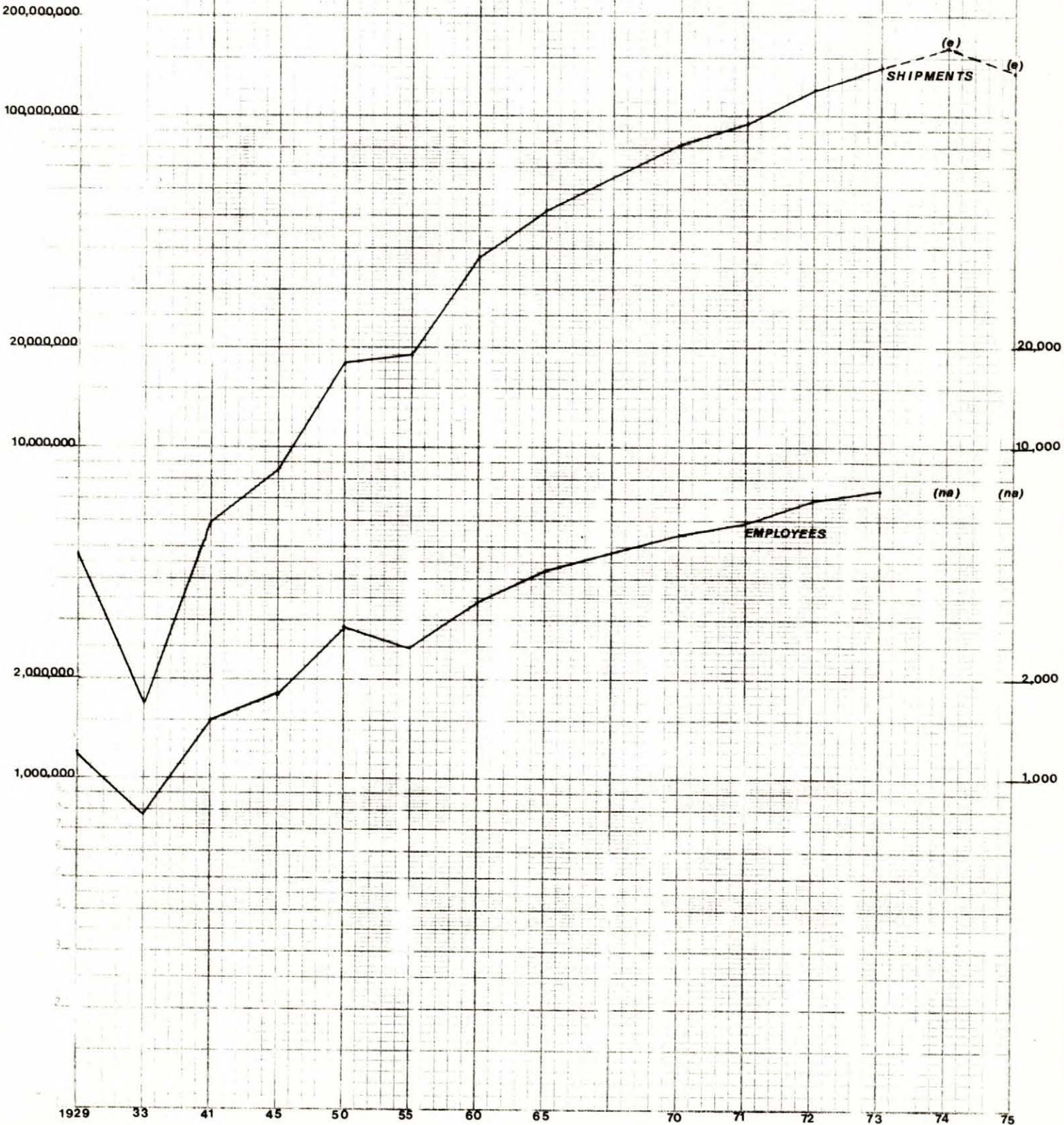
	<u>EMPLOYEES</u>		<u>VALUE OF SHIPMENTS</u>	
	<u>SPORTING GOODS INDUSTRY</u>	<u>ALL MANU- FACTURING INDUSTRIES</u>	<u>SPORTING GOODS INDUSTRY</u>	<u>ALL MANU- FACTURING INDUSTRIES</u>
1962	100	100	100	100
1963	102	103	109	109
1964	105	107	111	120
1965	108	113	115	131
1966	111	119	119	145
1967	112	119	126	151
1968	113	118	142	163
1969	121	121	156	178
1970	134	118	183	180
1971	147	117	215	191
1972	172	121	277	218
1973	183	128	312	259

CHART 1

SHIPMENT SCALE

EMPLOYEE SCALE

### TREND IN SHIPMENTS AND EMPLOYEES IN CANADIAN SPORTING GOODS INDUSTRY 1929 - 1975



STRUCTURE OF THE SPORTING GOODS INDUSTRY



TABLE 12

## SPORTING GOODS INDUSTRY CONCENTRATION BASED ON VALUE OF SHIPMENTS

ESTABLISHMENTS VALUE OF SHIPMENTS	1963			1973			1963			1973		
	ESTABLISHMENTS	EMPLOYMENT	VALUE OF SHIPMENTS \$000	ESTABLISHMENTS	EMPLOYMENT	VALUE OF SHIPMENTS \$000	ESTABLISHMENTS	EMPLOYMENT PER CENT	VALUE OF SHIPMENTS	ESTABLISHMENTS	EMPLOYMENT PER CENT	VALUE OF SHIPMENTS
Under \$10,000	20	11	108	3	2	15	17	.3	.2	2	n	n
\$10,000 - 24,999	16	39	300	9	9	167	14	1	.6	6	.1	.1
\$25,000 - 49,999	18	74	699	12	30	450	15	2	1	8	.4	.3
\$50,000 - 99,999	16	122	1,144	24	96	1,775	14	3	2	16	1	1
\$100,000 - \$199,999	20	313	2,818	25	253	3,749	17	7	6	17	3	3
\$200,000 - 499,999	10	392	3,233	36	593	11,264	8	9	7	25	8	8
\$500,000 - 999,999	8	457	4,989	15	481	12,171	7	11	10	10	6	9
\$1,000,000 and over	10	2,447	35,277	22	6,022	109,651	8	58	73	15	80	79
Head Offices, Sales Offices and Auxiliary Units	-	334	-	-	-	-	-	8	-	-	-	-
TOTAL	118	4,189	48,568	146	7,486	139,241	100	100	100	100	100	100

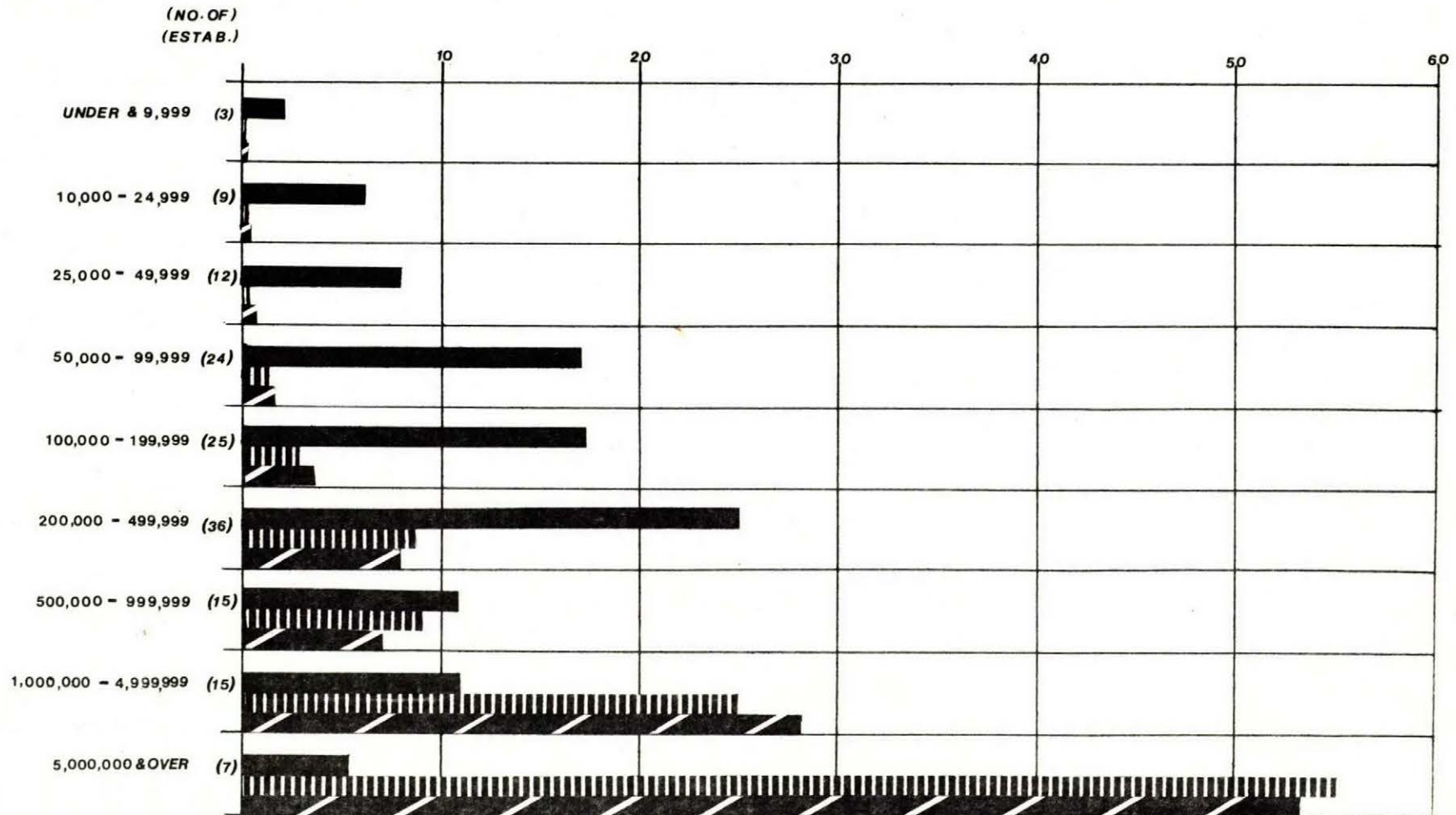
- may not add due to rounding -

n - negligible.

**SPORTING GOODS INDUSTRY CONCENTRATION BY SIZE OF ESTABLISHMENTS: CANADA  
1973**

ESTABLISHMENTS  %  
 VALUE OF SHIPMENTS   
 EMPLOYEES 

GROUPS BY VALUE OF SHIPMENTS



**SPORTING GOODS INDUSTRY CONCENTRATION BY SIZE OF ESTABLISHMENTS: CANADA**

1973

ESTABLISHMENTS  %  
 VALUE OF SHIPMENTS   
 EMPLOYEES 

GROUPS BY TOTAL EMPLOYED

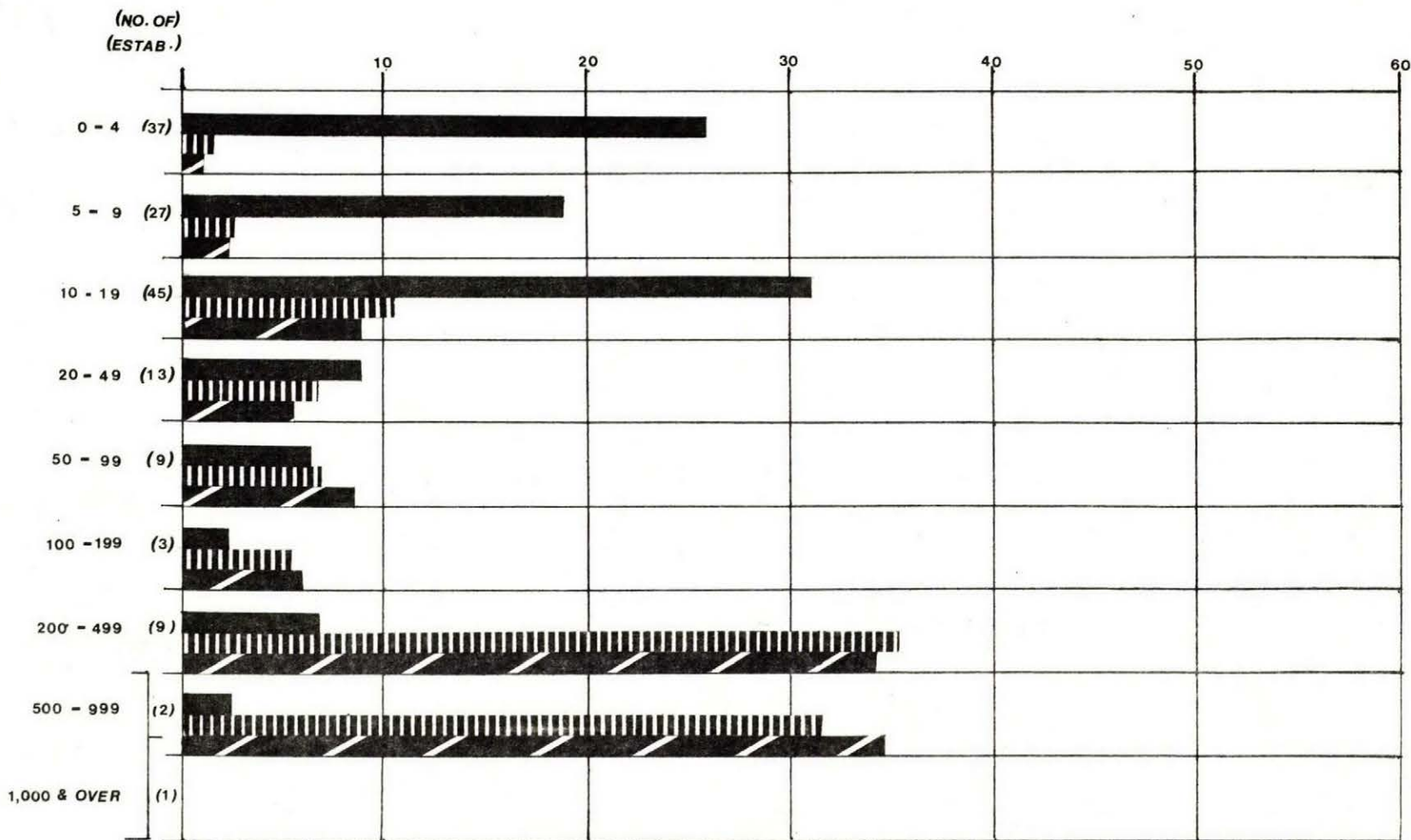


TABLE 13  
REGIONAL IMPORTANCE: SPORTING GOODS INDUSTRY

	1963	1973	1963	1973
ESTABLISHMENTS			PER CENT	
CANADA	118	146	100	100
Ontario	58	68	49	46
Quebec	34	52	29	36
British Columbia	19	13	16	9
Others	7	13	6	9
EMPLOYEES				
CANADA	4,189	7,486	100	100
Ontario	2,837	4,764	68	63
Quebec	1,171	2,450	28	33
British Columbia	124	272	3	4
Others	57		1	
VALUE OF SHIPMENTS				
CANADA	48,568	139,241	100	100
Ontario	37,156	87,364	76	63
Quebec	10,178	47,421	21	34
British Columbia	1,041	4,456	2	3
Others	193		1	

TABLE 14

## SPORTING GOODS AND TOY INDUSTRIES - CAPITAL &amp; REPAIR EXPENDITURES

1962-1975

	CAPITAL			REPAIR			TOTAL	ANNUAL CHANGE	TOTAL EX- PENDITURES AS A PROPORTION OF VALUE OF SHIPMENTS
	CONSTRUC- TION	MACHINERY AND EQUIP.	SUB- TOTAL	CONSTRUC- TION	MACHINERY AND EQUIP.	SUB- TOTAL			
	\$000	\$000	\$000	\$000	\$000	\$000	\$000	PER CENT	PER CENT
1962	140	1,414	1,554	208	455	663	2,217		3
1963	1,189	1,030	2,219	161	462	623	2,847	28	3
1964	1,155	1,308	2,463	176	864	1,040	3,503	23	4
1965	366	1,307	1,673	191	941	1,132	2,806	-20	3
1966	1,212	1,483	2,695	111	888	999	3,694	31	3
1967	393	1,117	1,510	238	1,141	1,379	2,889	-22	2
1968	231	2,042	2,273	188	711	899	3,172	10	2
1969	3,600	2,400	6,000	200	1,100	1,300	7,300	130	4
1970	2,700	2,100	4,800	200	1,300	1,500	6,300	-14	3
1971	400	2,200	2,600	200	1,400	1,600	4,200	-34	2
1972	700	1,900	2,600	300	1,400	1,700	4,300	2	2
1973	3,200	5,500	8,700	400	2,200	2,600	11,300	163	5
1974(P)	1,500	4,600	6,100	400	1,300	1,700	7,800	-31	N/A
1975(I)	300	2,900	3,200	300	1,300	1,600	4,800	-38	N/A

SOURCE: Statistics Canada Capital Expenditures Supplement's "Manufacturing Industries"

(P) Preliminary  
(I) Intentions

NOTE: There is no separate data available on capital and repair expenditures for the sporting goods industry. Data has been combined with the expenditures of the toy and game industry.

TABLE 15

DEGREE OF NON-RESIDENT OWNERSHIP IN  
SPORTING GOODS AND TOY INDUSTRIES - 1972

DEGREE OF NON-RESIDENT OWNERSHIP	CORPORATIONS OVER \$500,000 IN SALES	ASSETS	EQUITY	SALES	PROFITS
		\$000	\$000	\$000	\$000
50% and over	29	84,732	29,128	105,146	7,360
Under 50%	49	98,591	33,830	113,989	2,844
	78	183,323	62,958	219,135	10,204

SOURCE: Statistics Canada, The Corporations and Labour Union Returns Act, 1972 Report

TABLE 16

SEASONAL FLUNCTUATIONS IN LABOUR FORCE IN  
SPORTING GOODS INDUSTRY: 1963 and 1972

	MONTHLY LABOUR FORCE		MONTHLY INDEX. OVER OR UNDER THE AVERAGE	
	1963	1972*	1963	1972
January	2,771	5,334	99	92
February	2,773	5,448	99	94
March	2,760	5,593	99	97
April	2,843	5,710	102	99
May	2,901	5,864	104	101
June	2,845	5,944	102	103
July	2,585	5,872	93	101
August	2,789	5,953	100	103
September	2,726	5,926	98	102
October	2,804	5,974	101	103
November	2,865	5,936	103	103
December	2,799	5,932	100	102
Average	2,789	5,791	100	100

Very small establishments are excluded in calculating monthly averages because they report on annual basis only. Annual average for all establishments was 2,989 in 1963 and 5,886 in 1972.

\* 1972 is the last year that Statistics Canada will gather seasonal employment on the annual census.

TABLE 17

WAGES PER HOUR AND YEARPRODUCTION WORKERS  
WAGES PER HOUR

	SPORTING GOODS INDUSTRY	ALL MANU- FACTURING INDUSTRIES
	\$	\$
1962	1.56	1.85
1963	1.59	1.91
1964	1.64	1.99
1965	1.66	2.12
1966	1.77	2.23
1967	1.90	2.37
1968	2.10	2.55
1969	2.20	2.75
1970	2.31	2.95
1971	2.40	3.19
1972	2.69	3.44
1973	2.99	3.77

WAGES PER HOUR BY SIZE OF  
ESTABLISHMENT IN SPORTING  
GOODS INDUSTRY

	1963	1973
	\$	\$
<u>ESTABLISHMENTS VALUE</u> <u>OF SHIPMENTS</u>		
Under \$10,000	1.18	2.50
\$10,000 - \$24,999	1.26	2.53
\$25,000 - \$49,999	1.28	2.45
\$50,000 - \$99,999	1.32	2.54
\$100,000 - \$199,999	1.42	2.55
\$200,000 - \$999,999	1.28	2.69
\$500,000 - \$999,999	1.50	2.47
\$1,000,000 - \$4,999,999	1.70	3.45
\$5,000,000 and over		
All Establishments	1.59	2.99

ANNUAL WAGE PER  
PRODUCTION WORKER

	SPORTING GOODS INDUSTRY	ALL MANU- FACTURING INDUSTRIES
1962	3,401	3,935
1963	3,410	4,081
1964	3,553	4,268
1965	3,579	4,492
1966	3,721	4,753
1967	3,995	5,022
1968	4,416	5,411
1969	4,648	5,817
1970	4,885	6,197
1971	5,024	6,695
1972	5,421	7,224
1973	5,792	7,797



TABLE 18  
LABOUR FORCE TREND: 1962-1973

	SPORTING GOODS INDUSTRY		PRODUCTION AND RELATED WORKERS AS A PROPORTION OF TOTAL EMPLOYEES	
	TOTAL EMPLOYEES	PRODUCTION AND RELATED WORKERS	SPORTING GOODS INDUSTRY	ALL MANUFACTURING INDUSTRIES
1962	4,098	2,809	69	70
1963	4,189	2,989	71	70
1964	4,281	3,225	75	71
1965	4,423	3,439	78	71
1966	4,534	3,484	77	71
1967	4,587	3,467	76	71
1968	4,617	3,447	75	71
1969	4,966	3,866	78	71
1970	5,463	4,301	79	71
1971	5,991	4,876	81	72
1972	7,036	5,886	84	72
1973	7,486	6,359	85	73

PRODUCTIVITY AND SELECTED OPERATING RATIOS

TABLE 19

PRODUCTIVITY FROM 1961 TO 1973

	VALUE OF SHIPMENTS OF GOODS OF OWN MANUFACTURE PER PRODUCTION WORKER		PERCENTAGE OF SPORTING GOODS TO ALL MANUFACTURING
	(A) SPORTING GOODS	(B) ALL MANUFACTURING INDUSTRIES	A/B
1961	16,019	24,951	64
1962	15,657	26,468	59
1963	16,249	27,915	58
1964	15,356	29,178	58
1965	14,860	30,370	49
1966	15,229	31,803	48
1967	16,168	33,334	49
1968	18,398	36,253	51
1969	18,035	38,601	47
1970	18,993	39,742	48
1971	19,678	43,051	46
1972	20,968	46,356	45
1973	21,897	51,754	42

TABLE 20

## PRODUCTIVITY FROM 1961 TO 1973

	VALUE OF SHIPMENTS OF GOODS OF OWN MANUFACTURE PER EMPLOYEE		PERCENTAGE OF SPORTING GOODS TO ALL MANUFACTURING
	(A) SPORTING GOODS	(B) ALL MANUFACTURING INDUSTRIES	A/B
1961	10,899	17,329	63
1962	10,877	18,560	59
1963	11,594	19,564	59
1964	11,568	20,691	56
1965	11,554	21,582	54
1966	11,702	22,663	52
1967	12,220	23,569	53
1968	13,736	25,611	54
1969	14,038	27,416	51
1970	14,953	28,333	53
1971	16,016	30,874	52
1972	17,571	33,550	52
1973	18,333	37,682	49

TABLE 30  
CANADIAN IMPORTS OF SPORTING GOODS BY COUNTRIES 1977

\$000

Countries & Companies	Country Total	% of Total Imports	832-47	832-62	832-69	832-80	832-81	832-82	832-84	832-85	832-87	832-88	832-89	832-99
			Tennis & Badminton Equipmt. & Parts	Balls for Sports & Games N.E.S.	Protec- tive Eqpt. N.E.S.	Gloves Underwater Diving Eqpt. Swimming Parts	Gym Exer- cise & Health Studio Eqpt.	Ice Hockey Eqpt. & Parts	Fishing Rods & Parts	Fishing Tackle & Parts	Swimming & Wading Pools above ground	Hunting & Parts Equipmt.	Sport ing Recre- atnl. equip. N.E.S.	Play- ground Park & Pts NES
United States	69,527	34.5	1,938	2,793	1,179	1,885	3,031	2,083	1,687	8,227	5,147	1,303	7,635	4,975
Western Europe	52,466	26.1	1,914	414	231	356	698	3,799	97	3,189	9	153	992	809
E.E.C. (Enlarged)	29,228	(14.5)	1,823	375	53	282	571	946	69	2,265	9	151	808	807
United Kingdom	9,538	(4.7)	1,188	185	26	86	320	932	61	671	-	21	527	112
France	11,319	(5.6)	166	117	2	19	78	2	4	1,062	-	2	18	2
Germany-West	4,599	(2.3)	58	29	20	20	169	-	4	356	9	128	171	50
Italy	2,285	(1.1)	53	24	5	157	4	11	-	69	-	2	66	255
Austria	7,708	(3.8)	73	-	2	-	-	122	-	-	-	-	72	-
Finland	6,580	(3.3)	-	-	11	-	23	2,502	20	356	-	-	54	-
Eastern Europe & USSR	8,098	4.0	-	20	-	-	160	80	-	-	-	35	95	-
Asia	68,575	34.1	4,018	2,660	4,536	593	469	148	2,446	5,317	813	69	1,395	-
Japan	32,742	(16.3)	1,334	916	447	544	168	2	397	3,406	439	29	408	-
Taiwan	21,868	(10.9)	2,074	710	721	20	213	108	1,060	374	392	9	350	-
South America	-	-	-	-	-	-	-	-	-	-	-	-	-	-
Central America & The Antilles	2,437	1.2	-	449	1,464	-	-	395	66	2	-	8	23	-
Other	255	.1	47	67	-	4	4	2	5	82	-	-	26	9
<b>Total Imports</b>	<b>201,358</b>	<b>100%</b>	<b>7,917</b>	<b>6,403</b>	<b>7,410</b>	<b>2,838</b>	<b>4,362</b>	<b>6,507</b>	<b>4,301</b>	<b>16,817</b>	<b>5,987</b>	<b>1,568</b>	<b>10,166</b>	<b>5,793</b>
<b>% of Total</b>	<b>100%</b>		<b>3.9</b>	<b>3.2</b>	<b>3.7</b>	<b>1.4</b>	<b>2.2</b>	<b>3.2</b>	<b>2.1</b>	<b>8.4</b>	<b>3.0</b>	<b>.8</b>	<b>5.0</b>	<b>2.9</b>

TABLE 30

## CANADIAN IMPORTS OF SPORTING GOODS BY COUNTRIES 1977

Country Groupings	Country Total	% of Total Imports	↓ ↓	↓ ↓	↓	832-15	832-24	832-25	832-26	↓ ↓	↓ ↓	↓ ↓	832-43
			611-08	611-16	611-20					\$000	832-37	832-38	
			Bicycles	Bicycle Saddles	Bicycle Pts. & Acces.	Billiard Eqpt. & Parts	Golf Balls	Golf Clubs & Finished Parts	Other Golf Eqpt. & Pts.	Skis	Ski Binding	Ski Eqpt. & Pts. N.E.S.	Tennis Balls
United States	69,527	34.5	1,090	97	1,497	5,604	3,321	6,930	4,352	2,138	1,153	960	502
Western Europe	52,466	26.1	1,804	325	4,950	519	361	223	477	21,814	5,296	3,039	997
EEC(Enlarged)	29,228	(14.5)	1,791	325	4,795	519	361	223	403	7,192	3,350	1,136	974
United Kingdom	9,538	(4.7)	176	42	3,308	89	361	223	381	-	-	-	829
France	11,319	(5.6)	1,210	8	491	24	-	-	-	4,458	2,913	743	-
Germany-West	4,599	(2.3)	-	-	666	-	-	-	-	2,228	427	264	-
Italy	2,285	(1.1)	403	257	298	48	-	-	-	494	10	129	-
Austria	7,708	(3.8)	-	-	-	-	-	-	-	6,400	710	329	-
Finland	6,580	(3.3)	-	-	-	-	-	-	-	3,192	81	341	-
Eastern Europe & USSR	8,098	4.0	4,525	1	58	-	-	-	-	2,971	53	100	-
Asia	68,575	34.1	24,556	388	13,758	836	216	316	1,251	2,940	499	983	350
Japan	32,742	(16.3)	9,375	52	11,153	12	95	241	108	2,940	493	183	-
Taiwan	21,868	(10.9)	11,783	336	1,962	802	-	17	115	-	6	790	26
South America	-	-	-	-	-	-	-	-	-	-	-	-	-
Central America & The Antilles	2,437	1.2	27	-	1	-	-	-	2	-	-	-	-
Other	255	.1	-	-	-	-	-	1	6	-	2	-	-
<b>Total Imports</b>	<b>201,358</b>	<b>100%</b>	<b>32,002</b>	<b>811</b>	<b>20,264</b>	<b>6,959</b>	<b>3,898</b>	<b>7,470</b>	<b>6,088</b>	<b>29,863</b>	<b>7,003</b>	<b>5,082</b>	<b>1,849</b>
<b>% of Total</b>	<b>100%</b>		<b>15.9</b>	<b>.4</b>	<b>10.1</b>	<b>3.5</b>	<b>1.9</b>	<b>3.7</b>	<b>3.0</b>	<b>14.8</b>	<b>3.5</b>	<b>2.5</b>	<b>.9</b>

TABLE 31

## GEOGRAPHIC SOURCE OF IMPORTS

## SPORTING GOODS - STC 3931

Value - \$000

Geographic Area	1973 Value	1974 Value	1975 Value	1976 Value	1977 Value	1974/73 % Change	1975/74 % Change	1976/75 % Change	1977/76 % Change
Europe	55,358	45,577(r)	52,316	57,368	53,715	-17.7	14.7	9.6	-6.4
Western Europe	49,846	39,964(r)	45,761	49,605	45,865	-19.9	14.5	8.4	-7.5
EEC(Enlarged)	34,154	25,525(r)	30,138	28,619	24,880	-25.3	18.0	-5.0	-13.1
Belgium/Lux	653	626	696	1,078	752	-4.2	11.1	54.9	-30.2
France	12,733	8,355	13,379	11,986	8,324	-34.4	60.1	-10.4	-30.6
Germany West	4,924	2,881	3,254	3,915	3,855	-41.5	12.9	20.2	-1.5
Italy	2,891	2,264(r)	277(r)	206	174	-21.7	11.9	-9.6	-1.1
Netherlands	305	277(r)	206	174	515	-9.2	-25.7	-15.4	196.0
United Kingdom	12,253	10,981(r)	9,898	8,938	8,948	-10.4	-9.9	-9.6	.1
Ireland	179	28	128	169	167	-84.4	365.7	31.8	-1.2
Denmark	216	113(r)	41	70	55	-47.7	16.7	18.4	1.1
Eastern Europe	5,512	5,614	6,555	7,763	7,850	1.8	-63.8	69.8	-21.4
Middle East	20	-	1	2	1	-100.0	193.7	94.3	-100.0
Other Africa	9	164	13	10	20	172.0	-92.0	-24.8	100.0
Other Asia	31,559	47,729(r)	33,324	51,986	62,691	19.5	-11.7	56.0	20.6
Hong Kong	658	1,846	1,245	1,120	1,860	180.5	-32.6	-10.0	66.1
Japan	24,069	26,291(r)	20,296	30,813	31,364	9.2	-22.9	51.8	1.8
Korea, South	292	974	2,395	3,889	7,393	233.5	145.8	62.3	90.1
Taiwan	5,821	7,433	8,393	14,907	20,902	27.6	12.9	77.6	40.2
Oceania	200	221	284	234	220	10.5	28.8	-17.8	-6.0
South America	70	71	1	5	-	1.4	-98.8	493.2	-100.0
Central America & Antilles	302	497	947	862	965	64.5	90.5	-8.9	12.0
United States	28,185	51,930(r)	56,104	71,324	55,931	35.9	8.0	27.1	-21.6
*Group Total	157,701	136,189	142,990	181,791	173,543	-13.7	4.9	27.1	-4.5

Source: Statistics Canada 65-203 Annual

Note: does not include MCC class 832-69 (gloves, protective headgear, athletic equipment NES)

-see page 40 for inclusion of this class

\*total may differ slightly to published figures due to rounding and recent revisions not incorporated into published commodity classifications.

(f) revised

M.C.C. 611-08, 611-16, 611-20, 832-15, 832-24 - 832-26, 833-37 - 833-29, 832-43, 832-47, 832-62

832-80 - 832-82, 832-84, 832-85, 832-87 - 832-89, 832-99

(MARCH 1979)

CANADIAN IMPORTS OF FIREARMS(NON-MILITARY) BY COUNTRIES 1977

\$000

Countries & Groupings	Country Total	% of Total Imports	\$000				
			930-01 Shotguns	930-06 Rifles Centrefire	930-07 Rifles Rimfire	930-12 Pistols Revolvers	930-16 Firearms & Parts N.E.S.
United States	18,362	68.7	3,012	6,542	1,343	1,479	5,986
Western Europe	4,240	15.9	1,204	1,910	217	233	676
EEC(Enlarged)	3,362	(12.6)	1,103	1,362	177	203	517
United Kingdom	914	(3.4)	26	545	12	104	227
France	10	-	4	1	4	-	1
Germany, West	369	(1.4)	25	119	63	70	92
Italy	1,134	(4.2)	885	100	25	29	75
Austria	179	(.7)	6	125	40	-	8
Finland	390	(1.5)	3	369	-	-	18
Eastern Europe & U.S.S.R.	275	1.0	178	1	15	6	75
Asia	3,609	13.5	1,377	1,048	973	2	209
Japan	3,387	(12.7)	1,354	1,033	958	-	42
Taiwan	7	-	-	-	-	-	7
South America	211	.8	94	54	18	32	13
Central America & The Antilles	8	-	-	-	-	4	4
Other	23	.1	-	12	-	6	5
<b>Total Imports</b>	<b>26,728</b>	<b>100.0</b>	<b>5,865</b>	<b>9,567</b>	<b>2,566</b>	<b>1,762</b>	<b>6,968</b>
<b>% of Total</b>	<b>100.0</b>		<b>21.9</b>	<b>35.8</b>	<b>9.6</b>	<b>6.6</b>	<b>26.1</b>

Source: Statistics Canada Catalogue No.65-203

(MARCH 1979)



CANADIAN EXPORTS OF FIREARMS (NON-MILITARY)

\$ 000

Exports	1966	1967	1968	1969	1970	1971	1972	1973	1974	1975	1976	1977
930-15 Firearms & Parts	551	1,076	1,444	1,775	1,712	1,866	2,524	3,137	5,004	5,442	5,348	4,559

CANADIAN IMPORTS OF FIREARMS (NON-MILITARY)

\$ 000

Imports	1966	1967	1968	1969	1970	1971	1972	1973	1974	1975	1976	1977
930-01 Shotguns	2,679	2,942	2,715	3,287	2,773	2,339	3,623	5,040	5,251	7,758	8,278	5,865
930-06 Rifles, Centrefire	3,063	3,343	3,288	3,344	3,315	2,486	3,979	4,422	5,241	7,382	7,417	9,567
930-07 Rifles & Rimfire	502	985	651	875	706	677	812	1,025	1,321	2,388	3,827	2,566
930-12 Pistols & Revolvers	396	421	477	535	586	807	941	899	1,288	1,900	1,247	1,762
930-16 Firearms, NES & Parts	1,366	1,980	1,903	2,016	2,084	2,289	3,417	4,037	5,588	8,350	8,052	6,968
TOTAL	8,006	9,671	9,034	10,057	9,464	8,598	12,772	15,423	18,689	27,778	28,821	26,728

Source: Statistics Canada: Catalogue #65-202 and 65-203  
Trade of Canada "Imports by Commodities" 1977

(FEBRUARY 1979)

## SPORTING GOODS IMPORTS BY SELECTED TARIFF ITEMS

-\$000-

<u>Tariff Item</u>	<u>Goods Subject to Duty and Free of Duty</u>	<u>1972</u>	<u>1973</u>	<u>1974</u>	<u>1975</u>	<u>1976</u>	<u>1977</u>
43905-1	Articles, of iron or steel, wholly or in part of nickel or electroplated, when imported by manufacturers of bicycles or tricycles for use exclusively in the manufacture of bicycles or tricycles, in their own factories, under regulations prescribed by the Minister	4,973	4,704	1,366	1,201	1,302	1,251
43906-1	Bicycle saddles; Bicycle chain; Pedals; Brake assemblies including cables and controls; Tubes for tires; Tubular tires; Crank sets having two or more chainwheels; Derailleur sets including cables and controls; Hub assemblies including cables and controls; Bicycle rims of steel or aluminum, whether or not plated or enamelled, for wheels not less than twenty-seven inches in diameter and one inch in width; Handlebars of aluminum; Parts of the foregoing;  All of the foregoing for use in the manufacture of bicycles	N/A	2,743	10,457	8,611	9,360	10,104
43907-1	Parts, n.o.p. for use in the manufacture of bicycles	N/A	678	2,897	2,367	2,736	2,716
44606-1	Steel bicycle rims, not enamelled nor plated	1	7	17	3	8	29
44609-1	Golf shafts of seamless steel, coated or not, but not chromium plated	6	36	147	36	32	8
45000-1	Roller skates and parts thereof	156	167	173	209	287	542

Tariff Item	Goods Subject to Duty and Free of Duty	-\$000-					
		1972	1973	1974	1975	1976	1977
45005-1	Ice skates, not including skates with boots attached, and metal parts thereof	160	413	884	1,080	863	1,388
50603-1	Hockey sticks	1,136	1,664	2,202	2,855	3,359	3,980
51103-1	Shafts of steel, including golf shafts enumerated in tariff item 44609-1, for use in the manufacture of golf clubs	1,081	1,509	1,189	717	1,004	1,001
51104-1	Finished grips for use in the manufacture of golf clubs	N/A	168	524	393	581	579
51105-1	Cricket bats, balls, gloves and leg guards	88	77	140	96	287	95
51106-1	Shafts, composed wholly or on part of graphite, for use in the manufacture of golf clubs	N/A	N/A	12	99	92	71
51120-1	Ski poles	571	857	984	1,437	2,256	2,925

TABLE 33

## GEOGRAPHIC SOURCE OF IMPORTS OF SELECTED SPORTING GOODS ITEMS

Value - \$1000

## SKIS, BINDINGS EQUIPMENT AND PARTS

Country Groupings	1974 Value	1975 Value	1976 Value	1977 Value	1975/74 % Change	1976/75 % Change	1977/76 % Change
Europe	14,707	17,990	28,589	33,273	22.3	58.9	16.4
Western Europe	14,037	16,948	26,062	30,149	20.7	53.7	15.7
EEC(enlarged)	4,801	7,515	10,389	11,678	56.5	38.2	12.4
France	3,758	6,327	7,590	8,114	68.3	19.9	6.9
Germany, West	646	892	1,643	2,919	38.1	84.1	77.7
Italy	367	293	628	633	-20.1	114.2	.8
Netherlands	8	2	15	-	-76.1	713.9	-100
United Kingdom	-	1	12	-	-	-	-100
Ireland	23	-	-	-	-	-	-
Eastern Europe	667	1,042	2,527	3,124	56.1	142.3	23.6
Other Asia	945	913	1,713	4,422	-3.4	87.5	158.1
Hong Kong	36	-	-	-	-	-	-
Japan	882	891	1,419	3,616	.9	59.3	154.8
Korea, South	22	10	13	7	-52.7	27.2	-46.2
Taiwan	5	12	281	796	154.1	-	183.3
United States	2,563	3,105	4,327	4,251	21.1	39.3	-1.8
Other	-	1	1	2	-	-	-
Group Total	18,212	22,009	34,630	41,948	20.8	57.3	21.1

Source: Statistics Canada Imports by Commodities Cat. No.65-203  
 - Import Class Nos. 832-37, 832-38, 832-39

March 1979.

TABLE 34

## GEOGRAPHIC SOURCE OF IMPORTS OF SELECTED SPORTING GOODS ITEMS

VALUE - \$1,000

## BICYCLES, PARTS &amp; ACCESSORIES

Country Groupings	1974 Value	1975 Value	1976 Value	1977 Value	1975/74 % Change	1976/75 % Change	1977/76 % Change
Europe	17,857	18,798	12,674	11,663	5.2	-32.5	-8.0
Western Europe	13,567	14,059	8,204	7,079	3.6	-41.6	-13.7
EEC (enlarged)	11,674	11,798	7,410	6,911	1.0	-37.1	-6.7
Belgium/Lux	53	55	54	18	3.9	-2.6	-66.7
France	2,984	5,337	2,384	1,709	78.8	-55.3	-28.3
Germany, West	1,573	1,192	1,059	666	-24.2	-11.9	-37.1
Italy	1,313	1,480	1,057	958	12.6	-28.5	-9.4
Netherlands	149	131	88	34	-12.3	-32.4	-61.4
United Kingdom	5,561	3,603	2,778	3,526	-35.2	-22.9	26.9
Denmark	40	1	-	-	-97.1	-100.0	-
Eastern Europe	4,290	4,739	4,470	4,584	10.4	-5.6	2.6
Other Africa	158	-	-	-	-	-	-
Other Asia	23,273	19,982	33,691	38,702	-14.1	68.6	14.9
Hong Kong	771	514	423	727	-33.2	-17.6	71.9
Japan	18,297	13,471	21,196	20,580	-26.2	57.3	-2.9
Korea, South	110	764	1,837	3,279	593.7	140.4	78.5
Taiwan	3,959	5,087	10,189	14,081	28.4	100.2	38.2
South America	1	-	-	-	-	-	-
Central America & Antilles	8	87	84	28	969.0	-4.2	-66.7
United States	1,468	2,682	4,033	2,684	82.7	50.3	-33.4
Group Total	42,765	41,549 <sub>(r)</sub>	50,482 <sub>(r)</sub>	53,077	-2.8	21.5 <sub>(r)</sub>	5.1

Source: Statistics Canada, Imports by Commodity Cat. No.65-203  
 Import Class No.'s 611-08, 611-16, 611-20

TABLE 35

GEOGRAPHIC SOURCE OF IMPORTS OF SELECTED SPORTING GOODS ITEMS  
FISHING RODS, TACKLE AND PARTS

Value \$1000

<u>Country Groupings</u>	<u>1974</u> <u>Value</u>	<u>1975</u> <u>Value</u>	<u>1976</u> <u>Value</u>	<u>1977</u> <u>Value</u>	<u>1975/74</u> <u>% Change</u>	<u>1976/75</u> <u>% Change</u>	<u>1977/76</u> <u>% Change</u>
Europe	2,901	2,835	3,196	3,286	-2.2	12.7	2.8
Western Europe	2,898	2,835	3,196	3,286	-2.1	12.7	2.8
EEC (enlarged)	1,867	1,930	2,138	2,334	3.3	10.7	9.2
France	1,184	1,182	1,101	1,066	-.2	-6.8	-3.2
Germany, West	207	164	308	360	-20.8	87.5	16.9
Italy	66	32	62	69	-52.2	94.9	11.3
Netherlands	15	2	3	73	-85.9	55.9	2,333.3
United Kingdom	389	549	644	732	41.1	17.3	13.7
Ireland	-	1	-	-	-	-100.0	-
Denmark	5	-	20	34	-100.0	-	70.0
Eastern Europe	4	-	-	-	-	-	-
Other Africa	5	13	10	21	145.2	-24.8	110.0
Other Asia	4,973	4,508	4,684	7,763	-9.3	3.8	65.7
Hong Kong	134	312	211	401	133.7	-32.4	90.0
Japan	3,550	2,632	2,686	3,803	-25.8	2.0	41.6
Korea, South	443	836	939	2,026	88.9	12.3	115.8
Taiwan	832	715	810	1,434	-14.0	13.1	77.0
Oceania	73	74	44	65	1.1	-40.6	47.7
Central America & Antilles	31	83	29	68	166.3	-65.1	134.5
United States	9,634	8,396	12,200	9,916	-12.8	45.3	-18.7
Group Total	17,618	15,910	20,162	21,119	-9.6	26.7	4.7

Source: Statistics Canada, Imports by Commodity Cat. No.65-203  
Import Class No.'s 832-84, 832-85

MARCH 1979.

TABLE 36

## GEOGRAPHIC SOURCE OF IMPORTS OF SELECTED SPORTING GOODS ITEMS

Value - \$1,000

## TENNIS BALLS, EQUIPMENT AND PARTS (INCLUDING BADMINTON)

Country Groupings	1974 Value	1975 Value	1976 Value	1977 Value	1975/74 % Change	1976/75 % Change	1977/76 % Change
Europe	2,591	3,696	3,541	2,911	42.6	-4.2	-17.8
Western Europe	2,440	3,526	3,534	2,911	44.5	.2	-17.6
EEC(enlarged)	2,351	3,391	3,294	2,797	44.2	-2.8	-15.1
Belgium/Luxembourg	173	310	238	355	78.6	-23.0	49.2
France	81	129	179	166	58.3	39.1	-7.3
Germany, West	14	65	77	58	372.9	18.2	-24.7
Italy	12	11	31	53	-9.0	185.7	71.0
Netherlands	58	30	24	3	-48.7	-18.8	-87.5
United Kingdom	1,981	2,708	2,565	2,017	36.7	-5.2	-21.4
Ireland	-	120	167	145	-41.4	38.3	-13.2
Denmark	32	19	12	-	12.2	-33.9	-100.0
Eastern Europe	151	170	7	-	17.6	-95.9	-100.0
Other Asia	3,367	3,963	4,869	4,368	14.7	22.8	-10.3
Hong Kong	90	104	88	140	30.0	-14.8	59.1
Japan	1,126	1,465	965	1,334	146.8	-34.1	38.2
Korea, South	195	482	320	458	9.8	-33.7	43.1
Taiwan	1,464	1,608	2,040	2,100	6.7	27.8	2.9
Oceania	103	110	78	49	-100.0	-28.9	-37.2
South America	1	-	-	-	-	-	-
United States	1,609	2,109	2,499	2,440	31.1	18.4	-2.4
Group Total	7,671	9,878	10,987	9,768	28.7	11.2	-11.1

Source: Statistics Canada, Imports by Commodity Cat. No.65-203

(MARCH 1979)

TABLE 37

## GEOGRAPHIC SOURCE OF IMPORTS OF SELECTED SPORTING GOODS ITEMS

Value \$1,000

## GOLF BALLS, CLUBS, EQUIPMENT &amp; PARTS

Country Groupings	1974 Value	1975 Value	1976 Value	1977 Value	1975/74 % Change	1976/75 % Change	1977/76 % Change
Europe	1,257	921	839	1,061	-26.7	-8.9	26.5
Western Europe	1,234	918	839	1,061	-25.6	-8.6	26.5
EEC(enlarged)	1,198	842	835	987	-29.6	-8	18.2
France	-	1	-	-	531.1	-72.5	-
Germany, West	1	-	-	-	-100.0	-	-
Italy	33	90	41	-	168.9	-54.5	-100.0
United Kingdom	1,163	745	794	965	-35.9	6.5	21.5
Ireland	-	7	-	22	-	-100.0	100.0
Eastern Europe	22	3	-	-	-85.0	-98.1	-
Other Asia	793	670	835	1,783	-15.4	24.5	113.5
Hong Kong	26	15	19	1	-43.2	26.3	-99.5
Japan	458	291	291	444	-36.4	-	52.6
Korea, South	41	108	201	943	161.7	85.8	369.2
Taiwan	6	44	57	132	691.4	31.3	131.6
Oceania	4	7	8	5	65.7	16.8	-37.5
Central America & Antilles	1	12	6	2	-	-52.4	-66.7
United States	<u>10,759</u>	<u>11,002</u>	<u>13,595</u>	<u>14,603</u>	<u>2.2</u>	<u>23.5</u>	<u>7.4</u>
Group Total	<u>12,814</u>	<u>12,612</u>	<u>15,282</u>	<u>17,454</u>	<u>-1.5</u>	<u>21.1</u>	<u>14.2</u>

Source: Statistics Canada, Imports by Commodity Cat. No.65-203  
 Import Class No.'s.832-24, 832-25, 832-26

(MARCH 1979)



TABLE 39

## CANADIAN EXPORTS OF SPORTING GOODS BY COUNTRIES: 1977

Commodity Code			832-20	832-29	832-82	832-83	832-99
Countries	Country Total	%	Hockey Sticks	Ice Skates	Ice Hockey Equipment	Fishing Rods Tackle & Pts. NES	Sporting Recreational Eqpt. & Pts. NES
United States	28,144	67.2	2,254	7,649	3,681	488	14,072
Sweden	3,153	7.5	768	1,277	802	6	300
Japan	888	2.1	119	386	178	2	203
United Kingdom	1,526	3.6	6	233	303	1	983
Australia	925	2.2	69	111	36	92	617
Finland	1,199	2.9	2	863	132	-	202
Germany-West	1,261	3.0	31	348	191	-	691
France	760	1.8	9	125	147	21	458
Switzerland	709	1.7	81	189	191	-	248
Bel/Lux	371	.9	1	176	12	-	182
South Africa	72	.2	-	14	8	22	28
Haiti	72	.2	-	-	-	-	72
Austria	317	.8	13	22	10	-	272
Italy	205	.5	1	59	16	8	121
Denmark	242	.6	11	34	18	3	176
Netherlands	655	1.6	-	191	100	-	364

TABLE 39 (CONCL)

Commodity Code			832-20	832-29	832-82	832-83	832-99
Countries	Country Total	%	Hockey Sticks	Ice Skates	Ice Hockey Equipment	Fishing Rods Tackle & Pts. NES	Sporting Recreational Eqpt. & Pts. NES
Hungary	49	-	-	49	-	-	-
Others	1,331	3.2	10	302	84	22	913
TOTAL	41,879	100%	3,375	12,028	5,909	665	19,902
% OF TOTAL	100%		8.1	28.7	14.1	1.6	47.5

Source: Statistics Canada, Exports by Commodities, Catalogue 65-202

(MARCH 1979)

TABLE 40

## CANADIAN EXPORTS OF SPORTING GOODS BY COUNTRIES

1971-1977

	1971	1972	1973	1974	1974	1975	1975	1976	1976	1977	1977
	PER CENT	PER CENT	PER CENT	PER CENT	\$000	PER CENT	\$000	PER CENT	\$000	PER CENT	\$ 000
United States	78.2	74.9	78.4	76.0	28,310	69.2	18,874	71.3	22,462	67.2	28,144
Sweden	2.2	2.9	2.7	3.7	1,394	5.9	1,601	4.7	1,480	7.5	3,153
Japan	11.8	12.8	5.2	3.2	1,207	3.6	991	2.1	674	2.1	888
United Kingdom	1.2	1.0	2.2	3.0	1,110	3.3	895	4.0	1,248	3.6	1,526
Australia	0.7	1.6	1.2	2.2	818	3.3	906	3.1	975	2.2	925
Finland	0.4	0.9	1.3	1.8	673	2.4	663	2.3	733	2.9	1,199
West Germany	0.5	0.6	2.3	1.5	548	1.9	516	2.6	832	3.0	1,261
France	0.9	0.7	0.6	1.3	483	1.4	383	1.1	350	1.8	760
Switzerland	0.7	1.0	1.3	1.2	458	1.2	316	1.0	315	1.7	709
Belgium/Lux	-	0.2	0.4	0.9	350	1.3	360	.4	124	.9	371
South Africa	0.3	0.4	0.3	0.7	254	.9	253	.7	205	.2	72
Haiti	-	-	0.3	0.7	245	.8	212	.5	142	.2	72
Austria	-	0.3	0.6	0.5	168	1.3	367	1.3	398	.8	317
Italy	0.2	0.3	0.4	0.3	128	.4	98	.5	148	.5	205
Denmark	-	0.2	0.3	0.3	121	.1	27	.4	130	.6	242
Netherlands	0.2	0.2	0.3	0.2	91	.3	72	.8	249	1.6	655
Hungary	-	-	-	0.2	56	-	11	.1	40	-	49
Others	2.7	2.0	2.2	2.2	824	2.7	723	3.1	990	3.2	1,331
	100.0	100.0	100.0	100.0	37,238	100.0	27,268	100.0	31,495	100.0	41,879

Source: Statistics Canada, Exports by Commodities, Cat. No.65-202

(MARCH 1979)

TABLE 42

## CANADIAN EXPORTS OF SPORTING GOODS

(\$000)

Commodity Classification - Number and Description	1966	1967	1968	1969	1970	1971	1972	1973	1974	1975	1976	1977
832-20 Hockey Sticks	845	901	1,526	2,686	3,599	4,090	4,293	4,767	5,398	2,815	3,084	3,375
832-29 Ice Skates	2,400	2,391	3,956	7,711	8,822	8,480	9,755	14,149	13,139	7,149	8,481	12,028
***832-82 Ice Hockey Equipment (Ex.Skates)	-	-	-	-	-	-	-	6,195	6,296	4,658	5,366	5,909
832-83 Fishing Rods, Tackle & Parts, n.e.s.	291	298	279	252	270	203	281	291	279	292	352	665
832-99 Sporting Recreational Eqpt. & Parts, n.e.s.	2,952	3,453	4,644	7,442	9,285	16,322	15,827	10,986	12,126	12,354	14,212	19,902
TOTAL	6,488	7,043	10,405	18,091	21,976	29,095	30,156	36,388	37,238	27,268	31,495	41,879

## IMPORTS OF SPORTING GOODS INTO CANADA

(\$000)

Commodity Classification - Number and Description	1966	1967	1968	1969	1970	1971	1972	1973	1974	1975	1976	1977
611-08 Bicycles	2,256	3,846	4,477	7,511	8,321	12,575	33,215	36,643	23,613	24,861	30,222	32,002
611-16 Bicycle Saddles	300	388	795	943	314	443	988	894	882	927	926	811
611-20 Bicycle Parts & Accessories	2,078	1,738	2,666	3,072	2,101	3,533	10,059	13,230	18,270	15,761	19,333	20,264
832-15 Billiard Equipment & Parts	534	661	939	1,022	998	1,039	2,246	3,283	4,009	5,199	7,273	6,959
832-24 Golf Balls	1,085	1,142	1,239	1,483	1,486	1,537	1,859	2,705	2,571	2,998	3,457	3,898
832-25 Golf Clubs and Finished Parts	908	896	1,174	994	1,203	1,654	3,233	4,810	5,044	5,646	6,342	7,470
832-26 Other Golf Equipment and Parts	1,343	1,594	2,025	2,521	2,762	2,688	3,507	4,017	5,199	3,968	5,483	6,088
832-37 Skis	2,249	3,526	4,185	5,159	5,414	6,817	8,458	11,924	12,801	14,592	23,604	29,863
**832-38 Ski Bindings	-	-	-	-	-	-	-	3,611	3,240	4,987	6,780	7,003
*832-39 Skiing Equipment & Parts, n.e.s.	-	-	-	-	2,238	3,335	4,060	2,546	2,172	2,430	4,249	5,082
832-43 Tennis Balls	164	185	188	285	451	353	638	718	1,628	1,804	1,320	1,849
832-47 Tennis & Badminton Equipment & Parts	671	850	940	1,413	1,841	2,207	2,791	4,276	6,043	8,074	9,667	7,917
832-55 Curling Stones	144	59	44	43	15	55	-	-	-	-	-	-
832-62 Balls for Sports and Games, n.e.s.	723	853	1,185	1,459	2,028	2,284	2,653	3,154	3,764	3,930	5,738	6,403
832-69 Gloves, Protective Equipment, Head Gear	701	1,018	765	1,062	3,003	3,216	3,161	5,036	5,127	3,809	4,616	7,410
*832-80 Underwater Diving Eqpt. Swimming & Parts (except diving suits)	-	-	-	-	712	1,029	1,470	2,151	2,485	2,436	2,746	2,838
*832-81 Gym Exercise & Health Studio Eqpt.	-	-	-	-	916	1,370	1,720	1,835	2,883	2,956	5,221	4,362
*832-82 Ice Hockey Equipment & Parts	-	-	-	-	610	946	1,854	2,518	3,868	4,563	5,027	6,507
832-84 Fishing Rods & Parts	556	596	756	788	788	818	1,142	2,205	3,037	2,737	3,346	4,301
832-85 Fishing Tackle and Parts, n.e.s.	4,410	5,256	5,598	6,727	6,550	6,195	7,125	10,660	14,581	13,172	16,817	16,817
*832-87 Swimming, Wading Pools, above ground	-	-	-	-	2,848	4,327	5,291	5,275	8,154	7,499	6,716	5,987
832-88 Hunting Equipment and Parts	248	274	367	596	495	433	505	691	1,213	1,184	1,466	1,568

TABLE 42

## IMPORTS OF SPORTING GOODS INTO CANADA (CONT'D)

(\$000)

<u>Commodity Classification - Number and Description</u>	<u>1966</u>	<u>1967</u>	<u>1968</u>	<u>1969</u>	<u>1970</u>	<u>1971</u>	<u>1972</u>	<u>1973</u>	<u>1974</u>	<u>1975</u>	<u>1976</u>	<u>1977</u>
832-89 Sporting, Recreation Eqpt. & Parts, n.e.s.	4,358	5,310	6,872	8,915	2,848	4,205	5,480	7,082	8,200	7,068	10,017	10,166
832-99 Playground & Park Eqpt. & Parts, n.e.s.	880	1,154	852	884	922	1,065	1,791	1,474	1,707	5,268	4,208	5,793
TOTAL	23,608	29,346	35,067	44,877	48,868	62,124	103,246	130,738	140,491	145,869	184,572	201,358

\*Previously included with #832-99

\*Previously included with #832-39

\*Previously included with #832-89

Source: Statistics Canada Catalogue No.65-202 "Trade of Canada, Exports by Commodities" and "Trade of Canada, Imports by Commodities 65-203

(FEBRUARY 1979)

TABLE 43

TOTAL SPORTING GOODS MARKET AND SEGMENTS: 1950-55-60-65-76-77

	VALUE OF SHIPMENTS OF SPORTING GOODS FROM ALL INDUSTRIES	EXPORTS	IMPORTS (1)	APPARENT CANADIAN MARKET
	\$000	\$000	\$000	\$000
1950	14,765	227	6,824	21,362
1951	14,924	254	6,365	21,035
1952	14,295	329	5,824	19,790
1953	14,534	873	9,291	25,952
1954	15,119	409	10,020	24,730
1955	17,784	728	10,208	27,264
1956	20,735	1,104	12,628	32,259
1957	-	2,870	13,051	-
1958	-	2,770	15,011	-
1959	33,042	4,482	17,526	56,086
1960	35,048	4,074	14,932	45,906
1965	47,802	6,447	21,954	63,309
1966	50,897	6,488	22,907	67,316
1967	67,063	7,043	28,328 <sup>32</sup>	88,348
1968	76,586	10,405	34,302 <sup>34</sup>	100,483
1969	90,171	17,091	43,815 <sup>38</sup>	116,895
1970	96,276	21,976	45,861 <sup>38</sup>	120,161
1971	114,543	29,095	58,908 <sup>41</sup>	144,356
1972	131,188	30,156	100,085 <sup>50</sup>	201,117
1973	159,601	36,388	125,701 <sup>50</sup>	248,919
1974	180,392	37,238 <sup>←</sup>	135,364 <sup>49</sup>	278,518
1975	N/A	27,268 <sup>↓</sup>	142,064	-
1976	N/A	31,495	184,572	-
1977	N/A	41,879	201,358	-

Source: Statistics Canada Catalogue No.65-204 "Exports by Commodities" and No.65-203 "Imports by Commodities"

(1) Imports FOB value only

TABLE 21  
PRODUCTIVITY FROM 1961 TO 1973

	VALUE ADDED MANUFACTURING ACTIVITY PER EMPLOYEE \$000		PERCENTAGE OF SPORTING GOODS TO ALL MANUFACTURING
	(A) SPORTING GOODS	(B) ALL MANUFACTURING INDUSTRIES	A/B
1961	6,223	7,715	81
1962	6,325	8,226	77
1963	6,979	8,610	81
1964	6,790	9,077	75
1965	6,434	9,506	68
1966	6,452	9,934	65
1967	6,230	10,289	61
1968	7,289	11,162	65
1969	7,839	12,018	65
1970	8,021	12,247	65
1971	8,133	13,349	61
1972	9,459	14,507	65
1973	10,311	16,265	63

TABLE 22

PRODUCTIVITY FROM 1961 TO 1973

	SHIPMENTS OF OWN MANUFACTURE PER \$1000 OF PAYROLL	PERCENTAGE OF SPORTING GOODS TO ALL MANUFACTURING
	(A) SPORTING GOODS	(B) ALL MANUFACTURING INDUSTRIES
		A/B
1961	2,926	4,111
1962	2,919	4,231
1963	3,066	4,313
1964	2,914	4,358
1965	2,909	4,332
1966	2,931	4,290
1967	2,828	4,209
1968	2,910	4,246
1969	2,755	4,234
1970	2,812	4,081
1971	2,912	4,145
1972	2,981	4,192
1973	2,939	4,388



TABLE 23

PRODUCTIVITY FROM 1961 TO 1973

	SHIPMENTS OF OWN MANUFACTURE PER \$1000 OF WAGES PAID		PERCENTAGE OF SPORTING GOODS TO ALL MANUFACTURING
	(A) SPORTING GOODS	(B) ALL MANUFACTURING INDUSTRIES	A/B
1961	4,667	6,634	70
1962	4,603	6,726	68
1963	4,765	6,840	70
1964	4,341	6,836	63
1965	4,152	6,761	61
1966	4,093	6,691	61
1967	4,047	6,637	61
1968	4,166	6,699	62
1969	3,878	6,636	58
1970	3,888	6,413	61
1971	3,916	6,430	61
1972	3,868	6,417	60
1973	3,780	6,637	57

TABLE 24

## PRODUCTIVITY FROM 1961 TO 1973

	SHIPMENTS OF OWN MANUFACTURE PER MAN HOUR		PERCENTAGE OF SPORTING GOODS TO ALL MANUFACTURING
	(A) SPORTING GOODS	(B) ALL MANUFACTURING INDUSTRIES	A/B
1961	\$ 7.67	\$ 11.91	64
1962	7.18	12.45	58
1963	7.57	13.10	58
1964	7.09	13.62	52
1965	6.90	14.22	49
1966	7.26	14.93	49
1967	7.68	15.71	49
1968	8.73	17.11	51
1969	8.55	18.26	47
1970	8.98	18.93	47
1971	9.40	20.53	46
1972	10.41	22.07	47
1973	11.29	25.05	45

TABLE 25

PRODUCTIVITY: INDEX TREND 1961 = 100

	SHIPMENTS OF GOODS OF OWN MANUFACTURE PER PRODUCTION WORKER		SHIPMENTS OF GOODS OF OWN MANUFACTURE PER EMPLOYEE		VALUE ADDED MANUFACTURING ACTIVITY PER EMPLOYEE	
	SPORTING GOODS	ALL MANU- FACTURING INDUSTRIES	SPORTING GOODS	ALL MANU- FACTURING INDUSTRIES	SPORTING GOODS	ALL MANU- FACTURING INDUSTRIES
1961	100	100	100	100	100	100
1962	98	106	100	107	102	107
1963	101	112	106	113	112	112
1964	96	117	106	119	109	118
1965	93	122	106	125	103	123
1966	95	127	107	131	104	129
1967	101	134	112	136	100	133
1968	115	145	126	148	117	145
1969	113	155	129	158	126	156
1970	119	159	137	164	129	159
1971	123	172	147	178	131	173
1972	131	186	161	194	152	188
1973	137	207	168	217	166	211

TABLE 26

## PRODUCTIVITY: INDEX TREND 1961 = 100

	SHIPMENTS PER \$1000 OF PAYROLL		SHIPMENTS PER \$1000 OF WAGES		SHIPMENTS PER MAN HOUR	
	SPORTING GOODS	ALL MANU- FACTURING INDUSTRIES	SPORTING GOODS	ALL MANU- FACTURING INDUSTRIES	SPORTING GOODS	ALL MANU- FACTURING INDUSTRIES
1961	100	100	100	100	100	100
1962	100	103	99	101	94	105
1963	105	105	102	103	99	110
1964	100	106	93	103	93	114
1965	99	105	89	102	90	119
1966	100	104	88	101	95	125
1967	96	102	87	100	100	132
1968	99	103	89	101	114	144
1969	94	103	83	100	111	153
1970	96	99	83	97	117	159
1971	100	101	84	97	123	172
1972	102	102	83	97	136	185
1973	100	107	81	100	147	210

TABLE 27  
 SELECTED OPERATING RATIOS AS A PROPORTION OF PRODUCTION<sup>(1)</sup>  
 1962-1973  
 MANUFACTURING ACTIVITY

	COST OF MATERIALS & SUPPLIES		WAGES PRODUCTION & RELATED WORKERS		VALUE ADDED		TOTAL EMPLOYEES SALARIES & WAGES	
	SPORTING GOODS	ALL MANUFACTURING INDUSTRIES	SPORTING GOODS	ALL MANUFACTURING INDUSTRIES	SPORTING GOODS	ALL MANUFACTURING INDUSTRIES	SPORTING GOODS	ALL MANUFACTURING INDUSTRIES
				- PER CENT -				
1962	42	54	21	15	57	44	32	24
1963	40	54	21	15	59	44	32	23
1964	42	54	22	15	57	44	33	23
1965	43	54	24	15	56	44	34	23
1966	46	55	24	15	53	43	33	23
1967	48	55	25	15	51	43	35	24
1968	46	55	24	15	53	43	34	23
1969	45	55	25	15	54	43	35	23
1970	46	55	25	16	53	43	35	24
1971	48	55	25	16	51	43	34	24
1972	46	55	25	16	53	43	33	24
1973	46	56	25	15	53	43	33	22

(1) Shipments of Goods of Own Manufacture adjusted for net inventory change of goods in process and finished goods.

TABLE 28

SELECTED OPERATING RATIOS AS A PROPORTION OF PRODUCTION<sup>(1)</sup> PLUS OTHER REVENUE

1962 - 1973

Total Activity

	Cost of Materials Supplies & Goods for Resale		Salaries & Wages Total Employees		Value Added		Shipments Goods of Own Manufacture	
	Sporting Goods	All Mfg. Industries	Sporting Goods	All Mfg. Industries	Sporting Goods	All Mfg. Industries	Sporting Goods	All Mfg. Industries
1962	31	56	24	21	51	42	71	90
1963	46	57	25	21	52	42	78	90
1964	49	57	27	21	52	42	79	90
1965	46	57	29	21	51	42	84	89
1966	52	57	26	21	48	41	76	88
1967	54	58	27	21	47	41	77	88
1968	54	58	25	21	45	41	74	88
1969	52	58	28	21	48	41	76	87
1970	51	58	28	21	49	40	79	87
1971	53	58	28	21	47	40	83	87
1972	51	58	28	21	50	40	83	87
1973	51	59	28	20	50	40	81	86

(1) Shipments and other revenue total activity adjusted for net inventory change of goods in process and finished goods.

MARKETS

TABLE 29

## CANADIAN IMPORTS OF SPORTING GOODS BY COUNTRIES 1973

\$ -000-

Commodity Classification			611-08	611-16	611-20	832-15	832-24	832-25	832-26	832-37	832-38	832-39	832-43
Countries and Groupings	Country Total	% of Total Imports	Bicycles	Bicycle Saddles	Bicycle Pts. & Access.	Billiard Eqpt. & Parts	Golf Balls	Golf Clubs & Finished Parts	Other Golf Eqpt. & Parts	Skis	Ski Bindings	Skiing Eqpt & Pts. nes	Tennis Balls
United States .	38,184	30.4	816	14	1,020	2,715	1,947	4,317	2,993	924	308	331	130
Western Europe	49,847	39.6	19,406	513	5,040	424	388	325	719	9,439	3,183	2,051	476
EEC	34,155	(27.1)	15,325	513	4,813	424	387	325	647	2,960	2,139	975	458
United Kingdom	12,253	(9.7)	5,427	115	2,319	122	387	325	546	-	-	-	458
France	12,733	(10.1)	5,899	14	800	17	-	-	2	2,307	1,658	590	-
Germany, West	4,922	(3.9)	2,282	9	1,095	10	-	-	-	316	407	299	-
Italy	2,892	(2.3)	1,128	327	356	46	-	-	82	337	69	86	-
Austria	7,141	(5.7)	2,787	-	23	-	-	-	-	3,429	559	248	-
Finland	2,652	(2.1)	-	-	-	-	-	-	-	1,292	43	215	-
Eastern Europe & USSR	5,511	4.4	4,374	1	172	-	-	-	16	480	-	1	84
Asia	31,560	25.1	12,016	364	6,998	140	370	168	274	1,081	119	162	27
Japan	24,068	(19.1)	8,772	303	6,565	2	356	142	189	1,072	119	146	4
Taiwan	5,821	(4.6)	3,243	61	210	138	-	-	13	9	-	3	-
South America	70	0.1	-	-	-	-	-	-	-	1	-	-	-
Central America & The Antilles	302	0.2	31	1	-	-	-	-	1	-	-	-	-
Other	227	0.2	-	-	-	4	-	-	15	-	-	-	1
<b>Total Imports</b>	<b>125,702</b>	<b>100.0</b>	<b>36,643</b>	<b>894</b>	<b>13,230</b>	<b>3,283</b>	<b>2,705</b>	<b>4,810</b>	<b>4,017</b>	<b>11,924</b>	<b>3,611</b>	<b>2,546</b>	<b>718</b>
<b>% of Total</b>	<b>100.0</b>		<b>29.1</b>	<b>0.7</b>	<b>10.5</b>	<b>2.6</b>	<b>2.1</b>	<b>3.8</b>	<b>3.2</b>	<b>9.5</b>	<b>2.9</b>	<b>2.0</b>	<b>0.6</b>

SOURCE: Statistics Canada Cat. No. 65-203, Imports Merchandise Trade (1972-1974).



## CANADIAN IMPORTS OF SPORTING GOODS BY COUNTRIES 1973

\$ -000-

Commodity Classification	832-47	832-62	832-80	832-81	832-82	832-84	832-85	832-87	832-88	832-89	832-99
	Tennis & Badminton Eqpt & Pts	Balls for Sports & Games nes	Underwater Diving Eqpt, Swimming & Pts (Exc. suits)	Gym Exercise & Health Studio Equipment	Ice Hockey Equip & Parts	Fishing Rods & Parts	Fishing Tackle & Pts	Swimming, Wading Pools Above Ground	Hunting Equip & Pts	Sporting, Recreational Eqpt & Parts nes	Playground Park Eqpt. & Parts nes
Countries and Groupings											
United States	600	1,286	1,470	1,125	612	1,198	5,507	4,732	525	4,372	1,242
Western Europe	1,461	299	392	529	1,567	85	1,994	-	109	1,220	227
EEC	1,460	262	238	493	357	71	1,446	-	106	548	208
United Kingdom	1,199	45	91	182	337	41	291	-	14	335	19
France	94	155	54	92	-	21	946	-	1	69	14
Germany, West	7	3	12	217	18	8	148	-	4	59	28
Italy	6	41	81	-	-	1	51	-	87	47	147
Austria	-	2	-	-	26	-	-	-	-	67	-
Finland	-	-	-	1	918	11	168	-	-	4	-
Eastern Europe & USSR	10	53	-	114	99	-	-	-	13	94	-
Asia	2,103	1,368	271	70	75	900	3,106	543	43	1,359	3
Japan	885	752	269	64	27	530	2,629	452	39	748	3
Taiwan	937	353	2	-	11	216	286	91	-	248	-
South America	-	69	-	-	-	-	-	-	-	-	-
Central America & The Antilles	-	66	9	-	166	19	-	-	-	9	-
Other	101	12	9	-	-	2	55	-	-	28	-
Total Imports	4,276	3,154	2,151	1,835	2,518	2,205	10,660	5,275	691	7,082	1,474
% of Total	3.4	2.5	1.7	1.5	2.0	1.8	8.4	4.2	0.5	5.6	1.2

TABLE 30

## CANADIAN IMPORTS OF SPORTING GOODS BY COUNTRIES: 1974

\$ -000-

Commodity Classification	611-08	611-16	611-20	832-15	832-24	832-25	832-26	832-37	832-38	832-39	832-43		
Countries & Groupings	Country Total	% of Total Imports	Bicycles	Bicycle Saddles	Bicycle Pts & Access	Billiard Eqpt & Parts	Golf Balls	Golf Clubs & Finished Parts	Other Golf Eqpt & Parts	Skis	Ski Bindings	Skiing Eqpt & Pts nes	Tennis Balls
United States	51,331	37.9	499	28	941	3,248	2,084	4,718	3,957	1,695	321	548	467
Western Europe	39,744	29.3	6,997	532	6,034	562	283	243	708	9,732	2,843	1,461	817
EEC	25,317	18.7	5,260	532	5,883	562	283	243	671	2,262	1,885	655	747
United Kingdom	10,917	(8.1)	1,728	248	3,585	121	283	243	637	-	-	-	747
France	8,357	(6.2)	2,269	12	703	27	-	-	-	1,679	1,717	362	-
Germany, West	2,864	(2.1)	577	-	997	1	-	-	1	313	124	209	-
Italy	2,106	(1.6)	637	216	460	24	-	-	-	269	20	78	-
Austria	4,539	3.4	1,110	-	36	-	-	-	-	3,015	225	51	-
Finland	3,742	2.8	1	-	-	-	-	-	-	1,815	65	138	-
Eastern Europe & USSR	5,611	4.1	4,098	2	189	-	-	-	22	665	-	1	129
Asia	37,717	27.9	11,855	315	11,104	197	204	81	509	708	75	163	214
Japan	26,276	(19.4)	7,608	259	10,430	2	185	80	192	708	75	100	1
Taiwan	7,434	(5.5)	3,519	54	387	195	-	-	6	-	-	5	-
South America	70	.1	1	-	-	-	-	-	-	-	-	-	1
Central America & The Antilles	495	.4	7	-	-	-	-	-	1	-	-	-	-
Other	397	.3	156	5	2	2	-	2	2	1	1	-	1
<b>Total Imports</b>	<b>135,364</b>	<b>100.0</b>	<b>23,613</b>	<b>882</b>	<b>18,270</b>	<b>4,009</b>	<b>2,571</b>	<b>5,044</b>	<b>5,199</b>	<b>12,801</b>	<b>3,240</b>	<b>2,172</b>	<b>1,628</b>
<b>% of Total</b>	<b>100.0</b>		<b>17.4</b>	<b>0.7</b>	<b>13.5</b>	<b>2.9</b>	<b>1.9</b>	<b>3.7</b>	<b>3.8</b>	<b>9.5</b>	<b>2.4</b>	<b>1.6</b>	<b>1.2</b>

SOURCE: Statistics Canada Cat. No. 65-203, Imports by Merchandise Trade (1972-1974).

CANADIAN IMPORTS OF SPORTING GOODS BY COUNTRIES: 1974

\$ -000-

Commodity Classification	832-47	832-62	832-80	832-81	832-82	832-84	832-85	832-87	832-88	832-89	832-99
Countries & Groupings	Tennis & Badminton Eqpt & Pts	Balls for Sports & Games nes	Underwater Diving Eqpt, Swimming & Pts (exc. suits)	Gum Exercise & Health Studio Eqpt.	Ice Hockey Eqpt & Parts	Fishing Rods & Parts	Fishing Tackle & Pts	Swimming, Wading Pools above Ground	Hunting Eqpt & Parts	Sporting, Recreational Eqpt & Pts nes	Playground Park Eqpt & Parts nes
United States	1,141	1,824	1,815	2,100	840	1,893	7,741	7,860	996	5,125	1,490
Western Europe	1,623	320	384	576	2,448	83	2,814	2	149	920	213
EEC	1,604	308	259	471	892	66	1,801	2	148	570	213
United Kingdom	1,234	81	112	236	860	54	335	2	17	354	40
France	81	121	40	78	-	1	1,183	-	8	63	13
Germany, West	14	43	16	155	-	11	196	-	5	67	135
Italy	12	24	91	2	-	-	67	-	118	63	25
Austria	1	5	-	-	8	-	-	-	-	88	-
Finland	-	-	-	1	1,331	16	325	-	-	50	-
Eastern Europe & USSR	22	82	-	52	205	4	-	-	17	123	-
Asia	3,154	1,326	283	123	80	1,016	3,956	292	48	2,010	4
Japan	1,125	664	278	121	28	426	3,124	158	43	665	4
Taiwan	1,464	469	-	2	7	386	446	134	5	355	-
South America	-	35	-	32	-	-	-	-	-	1	-
Central America & The Antilles	-	156	-	-	294	31	-	-	3	3	-
Other	103	21	3	-	1	10	69	-	-	18	-
<b>Total Imports</b>	<b>6,043</b>	<b>3,764</b>	<b>2,485</b>	<b>2,883</b>	<b>3,868</b>	<b>3,037</b>	<b>14,581</b>	<b>8,154</b>	<b>1,213</b>	<b>8,200</b>	<b>1,707</b>
<b>% of Total</b>	<b>4.5</b>	<b>2.8</b>	<b>1.8</b>	<b>2.1</b>	<b>2.9</b>	<b>2.2</b>	<b>10.8</b>	<b>6.0</b>	<b>0.9</b>	<b>6.1</b>	<b>1.3</b>

SPORTING GOODS IMPORTS BY SELECTED TARIFF ITEMS

Tariff Item	Goods Subject to Duty and Free of Duty	- \$000 -		
		1972	1973	1974
43905-1	Articles, of iron or steel, wholly or in part of nickel or electroplated, when imported by manufacturers of bicycles or tricycles for use exclusively in the manufacture of bicycles or tricycles, in their own factories, under regulations prescribed by the Minister	4,973	4,704	1,366
43906-1	Bicycle saddles; Bicycle chain; Pedals; Brake assemblies including cables and controls; Tubes for tires; Tubular tires; Crank sets having two or more chainwheels; Derailleur sets including cables and controls; Hub assemblies including cables and controls; Bicycle rims of steel or aluminum, whether or not plated or enamelled, for wheels not less than twenty-seven inches in diameter and one inch in width; Handlebars of aluminum; Parts of the foregoing;  All of the foregoing for use in the manufacture of bicycles	N/A	2,743	10,457
43907-1	Parts, n.o.p. for use in the manufacture of bicycles	N/A	678	2,897
44606-1	Steel bicycle rims, not enamelled nor plated	1	7	17
44609-1	Golf shafts of seamless steel, coated or not, but not chromium plated	6	36	147
45000-1	Roller skates and parts thereof	156	167	173
45005-1	Ice skates, not including skates with boots attached, and metal parts thereof	160	413	884

Tariff Item	Goods Subject to Duty and Free of Duty	- \$000 -		
		1972	1973	1974
50603-1	Hockey sticks	1,136	1,664	2,202
51100-7	Australian Trade Agreement Tennis racquets	23	42	14
51103-1	Shafts of steel, including golf shafts enumerated in tariff item 44609-1, for use in the manufacture of golf clubs	1,081	1,509	1,189
51104-1	Finished grips for use in the manufacture of golf clubs	N/A	168	524
51105-1	Cricket bats, balls, gloves and leg guards	88	77	140
51106-1	Shafts, composed wholly or in part of graphite, for use in the manufacture of golf clubs	N/A	N/A	12
51120-1	Ski poles	571	857	984

TABLE 31

VALUE - \$1000

## GEOGRAPHIC SOURCE OF IMPORTS

## SPORTING GOODS - SIC 3931

<u>Geographic Area</u>	1973 <u>Value</u>	1974 <u>Value</u>	1974	1975	<u>Jan-Nov 1975/74</u>
			Jan-Nov <u>Value</u>	Jan-Nov <u>Value</u>	Percent Change <u>Value</u>
Europe	55,358	45,365	42,552	48,681	14.4
Western Europe	49,846	39,752	37,300	42,569	14.1
EEC (Enlarged)	34,154	25,315	23,564	27,925	18.5
Belgium/Luxembourg	653	626	599	643	7.2
France	12,733	8,355	7,867	12,656	60.8
Germany, West	4,924	2,881	2,619	2,891	10.3
Italy	2,891	2,138	2,031	2,305	13.5
Netherlands	305	261	257	172	-33.1
United Kingdom	12,253	10,916	10,060	9,084	-9.7
Ireland	179	28	28	128	357.1
Denmark	216	110	102	41	-59.8
Eastern Europe	5,512	5,614	5,256	6,120	16.4
Middle East	20	-	-	1	193.7
Other Africa	9	164	68	13	-80.9
Other Asia	31,559	37,714	33,525	30,507	-9.0
Hong Kong	658	1,846	1,742	1,189	-31.7
Japan	24,069	26,276	23,299	18,950	-18.7
Korea, South	292	974	783	2,157	175.4
Taiwan	5,821	7,433	6,636	7,264	9.4
Oceania	200	221	201	271	34.7
South America	70	71	70	1	-98.8
Central America & Antilles	302	497	490	879	79.5
United States	38,185	51,331	47,421	51,717	9.1
*Group Total	157,701	135,364	124,328	132,072	6.2

\* Total may differ slightly to published figures due to rounding and recent revisions not incorporated into published commodity classifications.

TABLE 32

CANADIAN IMPORTS OF SPORTING GOODS BY COUNTRIES

1972-1974

	1972	1973	1974	1974
	PER CENT	PER CENT	PER CENT	\$000
United States	27.1	30.4	37.9	51,331
Japan	27.1	19.2	19.4	26,276
United Kingdom	10.1	9.9	8.1	10,917
France	9.9	10.1	6.2	8,357
Taiwan	2.7	4.6	5.4	7,434
Austria	4.1	5.7	3.3	4,539
Finland	1.4	2.1	2.8	3,741
Norway	1.0	-	2.1	2,944
West Germany	4.1	4.0	2.1	2,880
Poland	1.4	1.7	1.8	2,442
Czechoslovakia	1.1	1.2	1.6	2,157
Italy	3.5	2.2	1.6	2,106
Sweden	1.4	1.0	1.4	1,953
Hong Kong	-	0.5	1.3	1,848
Belgium-Luxembourg	0.4	0.5	0.5	626
Portugal	-	1.0	0.5	626
Switzerland	0.5	0.5	0.3	371
Netherlands	0.4	0.2	0.2	260
Hungary	1.0	0.9	0.2	254
Peoples Republic of China	0.2	0.1	0.2	240
Australia	0.1	0.1	0.2	211
Denmark	0.1	0.2	0.1	111
U.S.S.R.	-	-	-	36
Others	2.3	3.8	2.7	3,704
	100.0	100.0	100.0	135,364

TABLE 33

GEOGRAPHIC SOURCE OF IMPORTS OF SELECTED SPORTING GOODS ITEMS

Value - \$1000

SKIS, BINDINGS, EQUIPMENT AND PARTS

Country Groupings	1974	1974	1975	Percent
	<u>Value</u>	<u>Jan-Nov</u> <u>Value</u>	<u>Jan-Nov</u> <u>Value</u>	<u>Change</u> <u>Value</u>
Europe	14,704	13,876	16,797	21.0
Western Europe	14,037	13,226	15,922	20.3
EEC (Enlarged)	4,801	4,512	7,167	58.8
France	3,758	3,549	6,090	71.5
Germany, West	646	588	797	35.5
Italy	367	345	279	-19.2
Netherlands	8	6		-100.0
United Kingdom			1	
Ireland	23	23		-100.0
Eastern Europe	667	650	875	34.7
Other Asia	945	931	903	-3.0
Hong Kong	36	36		-100.0
Japan	882	868	880	1.4
Korea, South	22	22	10	-52.7
Taiwan	5	5	12	154.1
United States	2,563	2,250	2,809	24.8
Group Total	18,213	17,056	20,509	20.2

Source: Statistics Canada Imports by Commodity Cat. No. 65-007  
 Import Class No.'s 832-37, 832-38, 832-39.



TABLE 34

## GEOGRAPHIC SOURCE OF IMPORTS OF SELECTED SPORTING GOODS ITEMS

Value - \$1000

BICYCLES, PARTS AND ACCESSORIES

Country Groupings	1974	1974	1975	Percent Change Value
	Value	Jan-Nov Value	Jan-Nov Value	
Europe	17,857	16,928	17,851	5.4
Western Europe	13,567	12,962	13,340	2.9
EEC (Enlarged)	11,674	11,104	11,102	
Belgium/Luxemburg	53	47	53	14.4
France	2,984	2,879	5,091	76.8
Germany, West	1,573	1,438	1,076	-25.1
Italy	1,313	1,236	1,390	12.4
Netherlands	149	147	131	-11.0
United Kingdom	5,561	5,317	3,359	-36.8
Denmark	40	40	1	-97.1
Eastern Europe	4,290	3,966	4,512	13.7
Other Africa	158	63		-100.0
Other Asia	23,273	20,456	18,431	-9.8
Hong Kong	771	750	507	-32.3
Japan	18,297	15,952	12,659	-20.6
Korea, South	110	90	698	671.8
Taiwan	3,959	3,529	4,422	25.3
South America	1	1		-100.0
Central America & Antilles	8	8	81	895.1
United States	1,468	1,365	2,529	85.2
Group Total	42,765	38,821	38,893	.1

Source: Statistics Canada Imports by Commodity Cat. No. 65-007  
 Import Class No.'s 611-08, 611-16, 611-20.

TABLE 35

## GEOGRAPHIC SOURCE OF IMPORTS OF SELECTED SPORTING GOODS ITEMS

Value - \$1000

## FISHING RODS, TACKLE AND PARTS

Country Groupings	1974 Value	1974 Jan-Nov Value	1975 Jan-Nov Value	Percent Change Value
Europe	2,901	2,656	2,453	-7.6
Western Europe	2,898	2,652	2,453	-7.5
EEC (Enlarged)	1,867	1,680	1,615	-3.8
France	1,184	1,027	946	-7.8
Germany, West	207	191	161	-15.6
Italy	66	66	32	-52.2
Netherlands	15	15	2	-85.9
United Kingdom	389	376	473	25.8
Ireland			1	
Denmark	5	5		-100.0
Eastern Europe	4	4		-100.0
Other Africa	5	5	13	145.2
Other Asia	4,973	4,338	3,913	-9.7
Hong Kong	134	126	293	131.9
Japan	3,550	3,164	2,299	-27.3
Korea, South	443	342	680	98.6
Taiwan	832	692	628	-9.2
Oceania	73	63	74	17.9
Central America & Antilles	31	31	83	166.3
United States	9,634	8,834	7,458	-15.5
Group Total	17,618	15,927	13,994	-12.1

Source: Statistics Canada Imports by Commodity Cat. No. 65-007  
Export Class No.'s 832-84, 832-85.

TABLE 36

## GEOGRAPHIC SOURCE OF IMPORTS OF SELECTED SPORTING GOODS ITEMS

Value - \$1000

TENNIS BALLS, EQUIPMENT AND PARTS (INCLUDING BADMINTON)

Country Groupings	1974 Value	1974 Jan-Nov Value	1975 Jan-Nov Value	Percent Change Value
Europe	2,591	2,229	3,397	52.4
Western Europe	2,440	2,078	3,251	56.4
EEC (Enlarged)	2,351	1,988	3,124	57.1
Belgium-Luxemburg	173	166	291	75.8
France	81	81	127	56.2
Germany, West	14	14	65	372.9
Italy	12	12	11	-9.0
Netherlands	58	58	30	-48.7
United Kingdom	1,981	1,634	2,461	50.6
Ireland			120	
Denmark	32	23	19	-20.4
Eastern Europe	151	151	146	-3.5
Other Asia	3,367	3,000	3,692	23.0
Hong Kong	90	88	93	6.4
Japan	1,126	1,006	1,420	41.0
Korea, South	195	132	474	257.8
Taiwan	1,464	1,302	1,421	9.1
Oceania	103	97	98	3
South America	1	1		-100.0
United States	1,609	1,551	2,023	30.4
Group Total	7,671	6,878	9,209	33.8

Source: Statistics Canada Imports by Commodity Cat. No. 65-007  
Export Class No.'s 832-43, 832-47.

TABLE 37

GEOGRAPHIC SOURCE OF IMPORTS OF SELECTED SPORTING GOODS ITEMS

Value - \$1000

GOLF BALLS, CLUBS, EQUIP & PARTS

Country Groupings	1974	1974	1975	Percent
	<u>Value</u>	<u>Jan-Nov</u> <u>Value</u>	<u>Jan-Nov</u> <u>Value</u>	<u>Change</u> <u>Value</u>
Europe	1,257	1,189	826	-30.5
Western Europe	1,234	1,167	823	-29.5
EEC (Enlarged)	1,198	1,130	768	-32.0
France			1	531.1
Germany, West	1	1		-100.0
Italy	33	33	90	168.9
United Kingdom	1,163	1,095	671	-38.7
Ireland			7	
Eastern Europe	22	22	3	-85.0
Other Asia	793	701	644	-8.1
Hong Kong	26	26	14	-45.6
Japan	458	435	277	-36.2
Korea, South	41	41	108	161.7
Taiwan	6	6	42	667.0
Oceania	4	4	7	65.7
Central America & Antilles	1	1	6	570.9
United States	10,759	10,102	10,466	3.6
Group Total	12,814	11,997	11,950	-.3

Source: Statistics Canada Imports by Commodity Cat. No. 650-07  
 Import Class No.'s 832-24, 832,25, 832-26.

TABLE 38

## CANADIAN EXPORTS OF SPORTING GOODS BY COUNTRIES: 1973

COMMODITY CLASSIFICATION			832-20	832-29	832-82*	832-83	832-99
Countries	Total	Percent	Hockey Sticks	Ice Skates	Ice Hockey Eqpt.	Fishing Rods, Tackle & Parts NES	Sporting Recreational Equipment & Parts NES
	\$000		\$000	\$000		\$000	\$000
United States	28,542	78.4	4,525	12,158	5,616	191	6,052
Japan	1,908	5.2	26	161	76	-	1,645
Sweden	988	2.7	192	605	110	1	80
West Germany	826	2.3	7	173	74	-	572
United Kingdom	802	2.2	1	16	4	8	773
Switzerland	485	1.3	-	220	119	2	144
Finland	477	1.3	-	378	25	3	71
Australia	450	1.2	3	60	27	42	318
France	225	0.6	2	58	44	4	117
Austria	213	0.6	3	27	6	-	177
Brazil	174	0.5	-	-	-	-	174
Belgium/Luxembourg	151	0.4	-	17	5	-	129
Italy	110	0.3	1	56	23	2	28
Netherlands	104	0.3	3	55	9	-	37
Haiti	101	0.3	-	-	-	-	101
Denmark	99	0.3	-	30	5	-	64
South Africa	96	0.3	-	12	-	24	60
Barbados	84	0.2	-	-	23	-	61
Others	553	1.5	4	123	29	14	383
Total	36,388	100.0	4,767	14,149	6,195	291	10,986
	100.0	-	13.1	38.9	17.0	0.8	30.2

NOTE: \* New classification as of this year, previously included with No. 832-99

TABLE 39

## CANADIAN EXPORTS OF SPORTING GOODS BY COUNTRIES: 1974

COMMODITY CLASSIFICATION			832-20	832-29	832-82	832-83	832-99
Countries	Total	Percent	Hockey Sticks	Ice Skates	Ice Hockey Eqpt.	Fishing Rods, Tackle & Parts NES	Sporting Recreational Equipment & Parts NES
			\$000	\$000	\$000	\$000	\$000
United States	28,310	76.0	4,982	10,575	5,530	163	7,060
Sweden	1,394	3.7	276	761	241	3	113
Japan	1,207	3.2	87	277	117	-	726
United Kingdom	1,110	3.0	-	33	18	20	1,039
Australia	818	2.2	1	152	10	43	612
Finland	673	1.8	-	501	28	-	144
West Germany	548	1.5	14	176	127	-	231
France	483	1.3	2	90	19	-	372
Switzerland	458	1.2	13	193	94	-	158
Belgium/Luxembourg	350	0.9	-	35	5	-	310
South Africa	254	0.7	-	77	30	29	118
Haiti	245	0.7	-	-	-	-	245
Austria	168	0.4	9	28	11	-	120
Italy	128	0.3	3	61	19	-	45
Denmark	121	0.3	-	11	7	-	103
Netherlands	91	0.2	5	10	14	-	62
Hungary	56	0.1	-	56	-	-	-
Others	824	2.2	6	103	26	21	668
	37,238	100.0	5,398	13,139	6,296	279	12,126
	100.0	-	14.5	35.3	16.9	0.7	32.5

TABLE 40

CANADIAN EXPORTS OF SPORTING GOODS BY COUNTRIES

1971-1974

	1971	1972	1973	1974	1974
	PER CENT	PER CENT	PER CENT	PER CENT	\$000
United States	78.2	74.9	78.4	76.0	28,310
Sweden	2.2	2.9	2.7	3.7	1,394
Japan	11.8	12.8	5.2	3.2	1,207
United Kingdom	1.2	1.0	2.2	3.0	1,110
Australia	0.7	1.6	1.2	2.2	818
Finland	0.4	0.9	1.3	1.8	673
West Germany	0.5	0.6	2.3	1.5	548
France	0.9	0.7	0.6	1.3	483
Switzerland	0.7	1.0	1.3	1.2	458
Belgium/Luxembourg	-	0.2	0.4	0.9	350
South Africa	0.3	0.4	0.3	0.7	254
Haiti	-	-	0.3	0.7	245
Austria	-	0.3	0.6	0.4	168
Italy	0.2	0.3	0.4	0.3	128
Denmark	-	0.2	0.3	0.3	121
Netherlands	0.2	0.2	0.3	0.2	91
Hungary	-	-	-	0.1	56
Others	2.7	2.0	2.2	2.2	824
	100.0	100.0	100.0	100.0	37,238

TABLE 41

CANADIAN EXPORTS OF SPORTING GOODS AS A PROPORTION  
OF SHIPMENTS FROM ALL INDUSTRIES: 1962-1973

	EXPORTS	AS A PROPORTION OF SHIPMENTS FROM ALL INDUSTRIES
	\$000	PER CENT
1950	227	1
1951	254	1
1952	329	2
1953	873	5
1954	409	3
1955	728	4
1956	1,104	5
1957	2,870	-
1958	2,770	-
1959	4,482	13
1960	4,074	11
1961	3,962	9
1962	5,758	13
1963	6,582	13
1964	6,678	14
1965	6,447	13
1966	6,488	13
1967	7,043	11
1968	10,405	14
1969	17,091	19
1970	21,976	23
1971	29,095	25
1972	30,156	23
1973	36,388	23
1974	37,238	-



CHART 4

**CANADIAN EXPORTS OF SPORTING GOODS AS A PROPORTION OF SHIPMENTS  
ALL INDUSTRIES  
1950 - 1973**

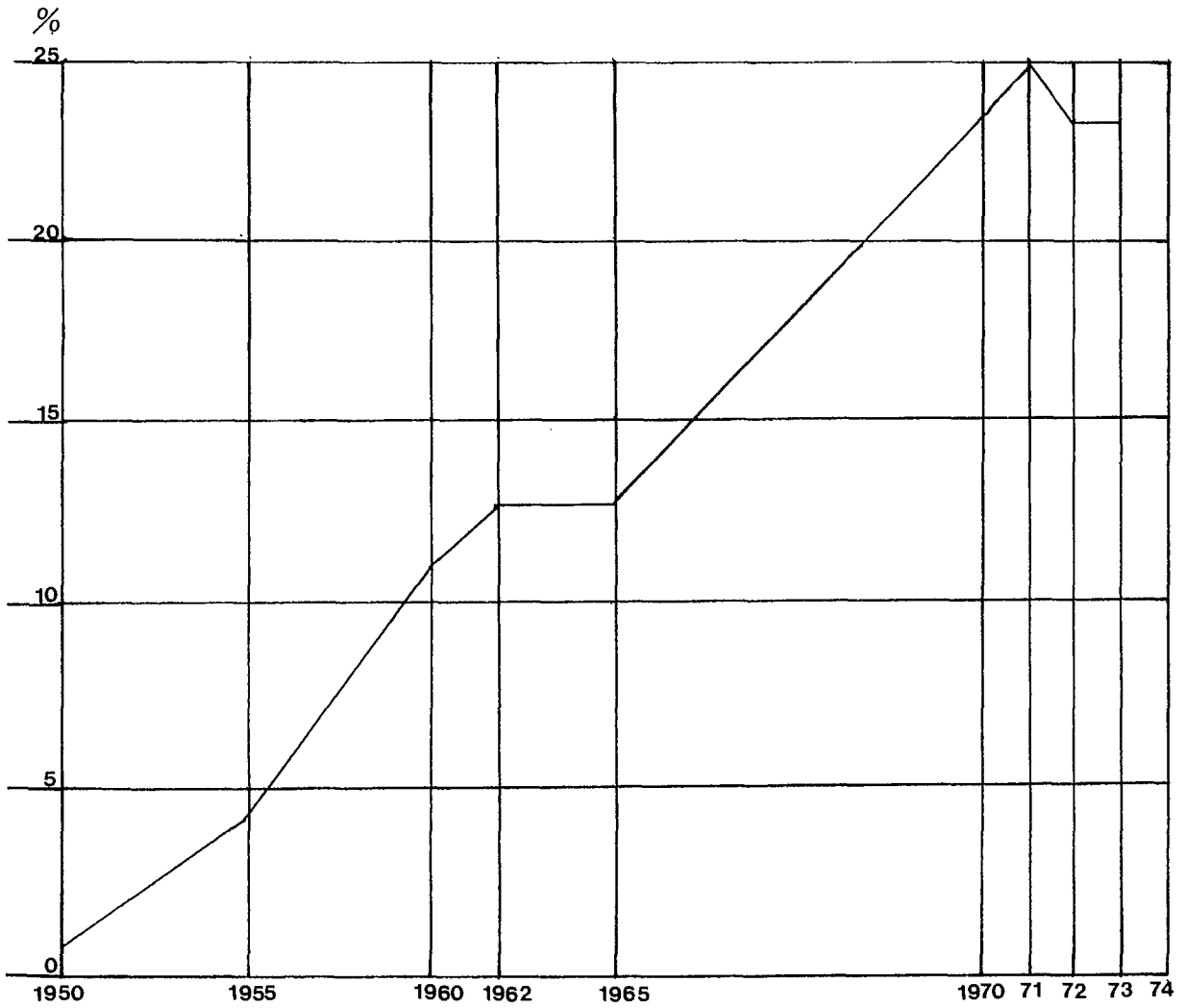


TABLE 42

## CANADIAN EXPORTS OF SPORTING GOODS

(\$000)

Commodity Classification - Number and Description	1966	1967	1968	1969	1970	1971	1972	1973	1974	(11 mos)
										Jan-Nov 1975
832-20 Hockey Sticks	845	901	1,526	2,686	3,599	4,090	4,293	4,767	5,398	2,584
832-26 Ice Skates	2,400	2,391	3,956	7,711	8,822	8,480	9,755	14,149	13,139	6,642
*** 832-82 Ice Hockey Equipment (Ex. Skates)	-	-	-	-	-	-	-	6,195	6,296	4,266
832-83 Fishing Rods, Tackle & Parts, n.e.s.	291	298	279	252	270	203	281	291	279	274
832-99 Sporting Recreational Eqpt. & Parts, n.e.s.	2,952	3,453	4,644	7,442	9,285	16,322	15,827	10,986	12,126	11,574
TOTAL	6,488	7,043	10,405	17,091	21,976	29,095	30,156	36,388	37,238	25,340

## IMPORTS OF SPORTING GOODS INTO CANADA

(\$000)

Commodity Classification - Number and Description	1966	1967	1968	1969	1970	1971	1972	1973	1974	(11 mos)
										Jan-Nov 1975
611-08 Bicycles	2,256	3,846	4,477	7,511	8,321	12,575	33,215	36,643	23,613	23,395
611-16 Bicycle Saddles	300	388	795	943	314	443	988	894	882	842
611-20 Bicycle Parts & Accessories	2,078	1,738	2,666	3,072	2,101	3,533	10,059	13,230	18,270	14,656
832-15 Billiard Equipment & Parts	534	661	939	1,022	998	1,039	2,246	3,283	4,009	4,398
832-24 Golf Balls	1,085	1,142	1,239	1,483	1,486	1,537	1,859	2,705	2,571	2,914
832-25 Golf Clubs and Finished Parts	908	896	1,174	994	1,203	1,654	3,233	4,810	5,044	5,367
832-26 Other Golf Equipment and Parts	1,343	1,594	2,025	2,521	2,762	2,688	3,507	4,017	5,199	3,689
832-37 Skis	2,249	3,526	4,185	5,159	5,414	6,817	8,458	11,924	12,801	13,521
** 832-38 Ski Bindings	-	-	-	-	-	-	-	3,611	3,240	4,727
* 832-39 Skiing Equipment & Parts, n.e.s.	-	-	-	-	2,238	3,335	4,060	2,546	2,172	2,261
832-43 Tennis Balls	164	185	188	285	451	353	638	718	1,628	1,665
832-47 Tennis & Badminton Equipment & Parts	671	850	940	1,413	1,841	2,207	2,791	4,276	6,043	7,544
832-55 Curling Stones	144	59	44	43	15	55	-	-	-	-
832-62 Balls for Sports and Games, n.e.s.	723	853	1,185	1,459	2,028	2,284	2,653	3,154	3,764	3,653
* 832-80 Underwater Diving Eqpt., Swimming & Parts (except diving suits)	-	-	-	-	712	1,029	1,470	2,151	2,485	2,242
* 832-81 Gym Exercise & Health Studio Equipment	-	-	-	-	916	1,370	1,720	1,835	2,883	2,736
* 832-82 Ice Hockey Equipment & Parts	-	-	-	-	610	946	1,854	2,518	3,868	4,229
832-84 Fishing Rods & Parts	556	596	756	788	788	818	1,142	2,205	3,037	2,389
832-85 Fishing Tackle and Parts, n.e.s.	4,410	5,256	5,598	6,727	6,550	6,195	7,125	10,660	14,581	11,605
* 832-87 Swimming, Wading Pools, above ground	-	-	-	-	2,848	4,327	5,291	5,275	8,154	7,378
832-88 Hunting Equipment and Parts	248	274	367	596	495	433	505	691	1,213	1,154
832-89 Sporting, Recreation Eqpt. & Parts, n.e.s.	4,358	5,310	6,872	8,915	2,848	4,205	5,480	7,082	8,200	6,629
832-99 Playground & Park Eqpt. & Parts, n.e.s.	880	1,154	852	884	922	1,065	1,791	1,474	1,707	5,098
TOTAL	22,907	28,328	34,302	43,815	45,861	58,908	100,085	125,702	135,364	(132,092)

\*\*\* Previously included with #832-99

\*\* Previously included with #832-39

\* Previously included with #832-89

Source: Statistics Canada Catalogue No. 65-004 "Trade of Canada, Exports by Commodities" and 65-202 Exports Merchandise Trade and Catalogue No. 65-007 "Trade of Canada, Imports by Commodities" and 65-203 Imports Merchandise Trade.

TABLE 43

TOTAL SPORTING GOODS MARKET AND SEGMENTS: 1950-55-60-65-75

	VALUE OF SHIPMENTS OF SPORTING GOODS FROM ALL INDUSTRIES	EXPORTS	IMPORTS <sup>(1)</sup>	APPARENT CANADIAN MARKET
	\$000	\$000	\$000	\$000
1950	14,765	227	6,824	21,362
1951	14,924	254	6,365	21,035
1952	14,295	329	5,824	19,790
1953	17,534	873	9,291	25,952
1954	15,119	409	10,020	24,730
1955	17,784	728	10,208	27,264
1956	20,735	1,104	12,628	32,259
1957	-	2,870	13,051	-
1958	-	2,770	15,011	-
1959	33,042	4,482	17,526	46,086
1960	35,048	4,074	14,932	45,906
1965	47,802	6,447	21,954	63,309
1966	50,897	6,488	22,907	67,316
1967	67,063	7,043	28,328	88,348
1968	76,586	10,405	34,302	100,483
1969	90,171	17,091	43,815	116,895
1970	96,276	21,976	45,861	120,161
1971	114,543	29,095	58,908	144,356
1972	131,188	30,156	100,085	201,147
1973	159,601	36,388	125,701	248,914
1974	NA	37,238	135,364	-
1975	NA	(25,340)	(132,092)	-

(Jan-Nov -  
11 mths)

Source: Statistics Canada Catalogue No. 65-004 "Exports by Commodities" and No. 65-007 "Imports by Commodities".

(1) Imports FOB value only.

# TOTAL SPORTING GOODS MARKET AND SEGMENTS

CANADA

1950-1974  
(\$ 000)

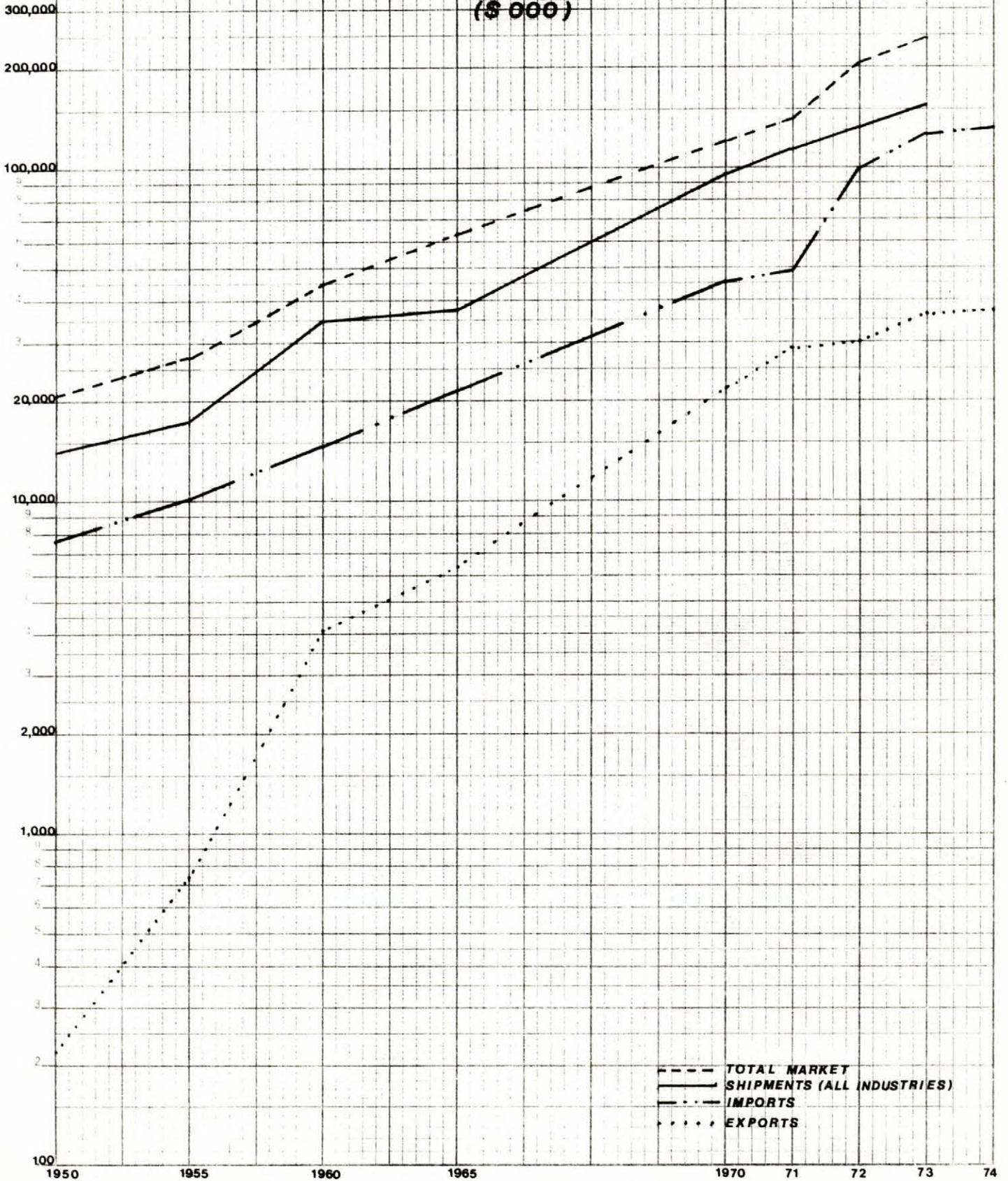


TABLE 44

CANADIAN IMPORTS OF SPORTING GOODS  
AS A PROPORTION OF TOTAL MARKET: 1950-1962-1973

	IMPORTS*	AS A PROPORTION OF TOTAL MARKET
	\$000	PER CENT
1950	6,824	32
1951	6,365	30
1952	5,824	29
1953	9,291	36
1954	10,020	40
1955	10,208	37
1956	12,628	39
1957	13,051	-
1958	15,011	-
1959	17,526	38
1960	14,932	32
1961	13,622	25
1962	16,995	30
1963	17,819	29
1964	22,083	35
1965	21,015	34
1966	22,907	34
1967	28,328	32
1968	34,302	34
1969	43,815	37
1970	45,862	38
1971	58,908	41
1972	100,085	49
1973	125,702	50
1974	135,364	-
11 Mths. 1975	132,092	-

\* Imports are on a F.O.B. basis and as such are understated by the amount of duties, transportation, sales tax etc. both in imports and the compilation of total market i.e. duties collected \$000 in 1972 19,115  
1973 18,982  
1974 19,555

CHART 6

**CANADIAN IMPORTS OF SPORTING GOODS AS A PROPORTION OF THE  
TOTAL MARKET  
1950 - 1973**

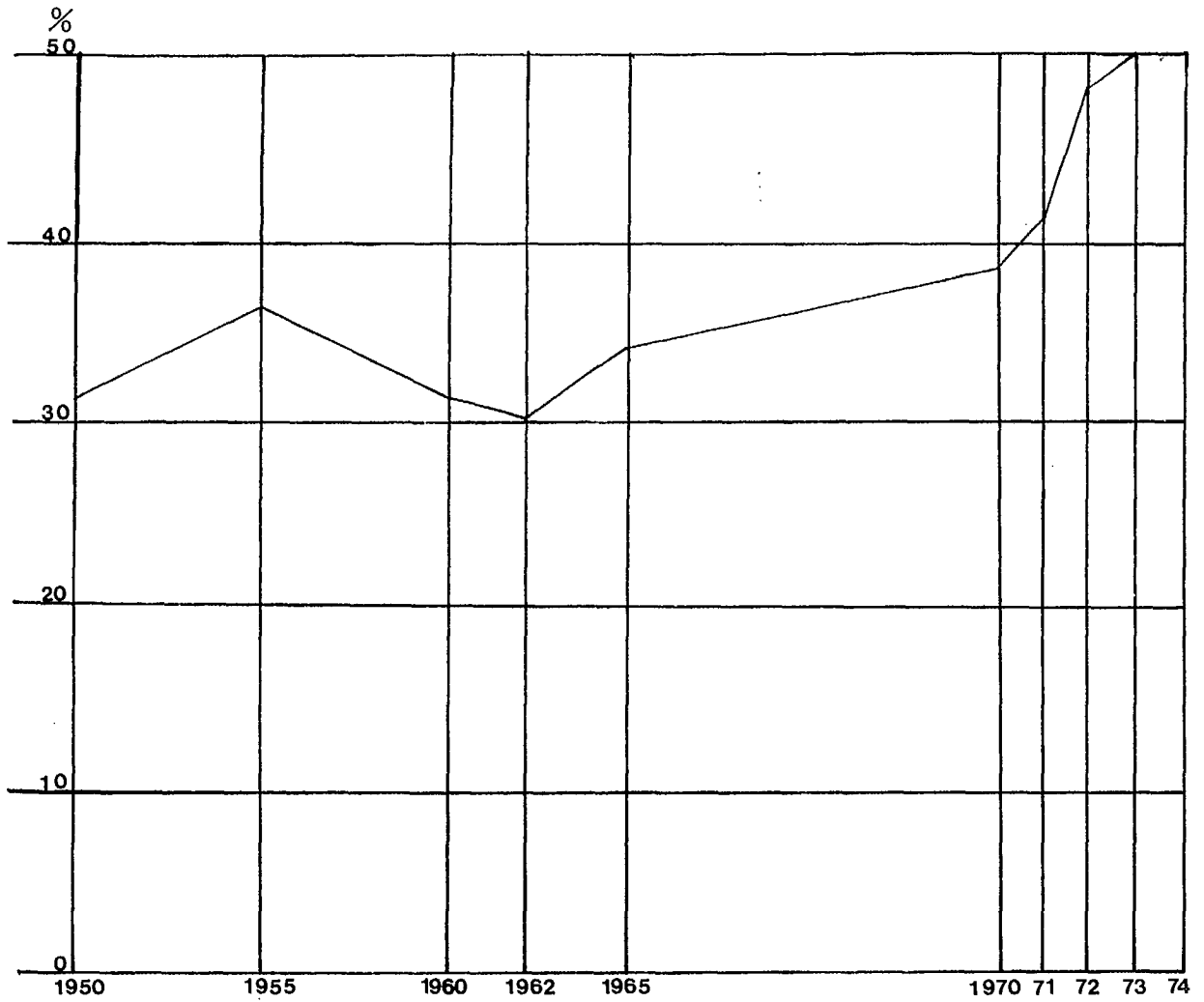


TABLE 45

TOTAL SPORTING GOODS MARKET AND SEGMENTS

INDEX OF TREND: 1962-1974

1962 = 100

	VALUE OF SHIPMENTS ALL INDUS- TRIES	EXPORTS	IMPORTS	APPARENT CANADIAN MARKET
1962	100	100	100	100
1963	113	114	105	110
1964	104	116	130	111
1965	106	112	129	113
1966	113	113	135	120
1967	149	122	167	157
1968	170	181	202	179
1969	200	297	258	208
1970	214	382	270	214
1971	255	505	347	257
1972	292	524	588	358
1973	375	632	740	443
1974	N/A	647	796	N/A

TABLE 46

PER CAPITA SPORTING GOODS  
 "CONSUMPTION" AND TREND: 1962-1973

	*APPARENT SPORTING GOODS MARKET	POPULATION	(2) PER CAPITA	
			CONSUMPTION	TREND
	\$000	\$000	\$	
1962	56,221	18,583	3.03	100
1963	61,903	18,931	3.27	108
1964	62,316	19,290	3.23	107
1965	62,370	19,644	3.18	105
1966	67,316	20,015	3.36	111
1967	88,348	20,378	4.34	143
1968	100,483	20,701	4.85	160
1969	116,895	21,001	5.57	184
1970	120,161	21,297	5.64	186
1971	144,356	21,569	6.69	221
1972	201,117	21,821	9.22	304
1973	248,914	22,095	11.27	372

SOURCE: Statistics Canada Catalogue No. 91-201  
 "Estimated Population of Canada by Province, June 1".

NOTE: \* Apparent market understated by the fact that imports are on a F.O.B. basis and exclude duties, transportation, sales tax etc.

i.e. Duties amounted to \$000, 19,115 in 1972  
 18,982 in 1973  
 19,555 in 1974

(2) Per capita is shown as being indicative for trend but omits monies as mentioned for imports also shipments are exclusive of transportation, taxes etc. and neither take into consideration mark-ups other than manufacturers.



SPORTING GOODS INDUSTRY - U.S.A.

TABLE 47  
1974 PROFILE  
SPORTING AND ATHLETIC GOODS  
U.S.A.

SIC Code	3949
Value of product shipments (\$ million).	1,645
Number of establishments	1,530
Total employment (thousands).	61.5
Exports as a percent of product shipments.	10.0
Imports as a percent of apparent consumption.	23.7
Compound annual average rate of growth 1967-74 (percent):	
Value of product shipments (current dollars).	10.1
Value of exports (current dollars).	23.6
Value of imports (current dollars)	24.1
Employment	3.7
Major producing areas	East North Central, Middle Atlantic, Pacific, and New England areas

TABLE 48

U.S.A.

## SPORTING AND ATHLETIC GOODS: TRENDS AND PROJECTIONS 1967-75

(in millions of dollars except as noted)

	1967	1970	1971	1972	1973	1974(1)	Percent Increase 1973-74	1975(1)	Percent Increase 1974-75
Industry:(2)									
Value of shipments	853.3	956.4	1,074.2	1,701.3	1,755.0(1)	1,840	5	1,930	5
Total employment (thousands)	47.5	50.1	51.0	54.8	59.0	61.5	4	-	-
Production workers (thousands)	38.5	40.2	41.5	44.9	48.0	49.4	3	-	-
Value added	469.5	537.8	612.1	905.1	-	-	-	-	-
Product:(3)									
Value of shipments, total	836.4	982.0	1,111.6	1,503.9	1,555.0(1)	1,645	6	1,740	6
Fishing tackle and equipment	111.1	141.7	160.6	165.0	180.0(1)	191	6	203	6
Golf equipment	158.6	188.2	211.0	275.9	315.0(1)	347	10	375	8
Other sporting and athletic goods	470.3	586.9	680.0	891.1	1,060.1(1)	1,107	4	1,162	5
Sporting and athletic goods, n.s.k.	96.4	67.3	60.0	171.9					
Foreign value of imports, total	70.5	162.9	180.0	231.5	283.0	320	13	360	13
Fishing tackle and equipment	22.2	33.9	37.8	51.0	63.1	70	11	78	11
Golf equipment	4.0	7.8	9.5	11.9	14.2	20	44	24	20
Other sporting and athletic goods	44.3	121.2	132.7	168.6	205.7	230	12	258	12
Value of exports, total	37.1	66.4	117.6	182.9	141.8	165	16	184	12
Fishing tackle and equipment	4.4	5.9	5.7	7.2	10.7	12	12	13	10
Golf equipment	32.7	14.6	16.4	28.3	72.8	90	24	100	11
Other sporting and athletic goods		45.9	95.5	147.4	58.3	63	8	71	12
Wholesale price index (1967 = 100)	100.0	107.9	110.6	111.0	113.9	120.8	6	-	-

(1) Estimated by Bureau of Domestic Commerce (BDC).

(2) Value of all products and services sold by the Sporting and Athletic Goods Industry (SIC 3949).

(3) Value of shipments of sporting and athletic goods made by all industries.

n.s.k. = Not specified by kind.

Source: Bureau of the Census, Bureau of Labor, Statistics, BDC.

"U.S. Industrial 1975 Outlook" U.S. Dept. of Commerce (DISA)

TABLE 49

GENERAL STATISTICS, BY EMPLOYMENT SIZE OF ESTABLISHMENT: 1972

Item	Establishments (number)	All employees		Production workers			Value added by manufacture (million dollars)	Cost of materials (million dollars)	Value of shipments (million dollars)	Capital expenditures, new (million dollars)	End-of-year inventories (million dollars)
		Number (1,000)	Payroll (million dollars)	Number (1,000)	Man-hours (millions)	Wages (million dollars)					
3949 --SPORTING AND ATHLETIC GOODS, NEC											
Establishments, Total	1,554	61.3	407.2	49.3	93.9	292.7	924.2	847.4	1,736.6	46.9	379.8
Establishments with an Average of -											
1 to 4 employees (1)	661	1.0	6.1	1.0	1.6	4.1	16.1	12.8	29.2	.7	7.1
5 to 9 employees (1)	238	1.6	9.4	1.2	2.3	6.3	23.7	17.4	41.2	.8	9.5
10 to 19 employees(1)	191	2.6	17.5	2.0	3.8	11.3	37.5	30.8	66.9	1.4	15.0
20 to 49 employees	204	6.4	37.9	5.2	9.3	25.4	84.5	74.6	156.1	3.8	30.4
50 to 99 employees	105	7.4	42.8	6.0	10.7	29.3	99.3	87.4	183.5	7.5	35.1
100 to 249 employees	101	15.6	96.6	12.7	24.2	70.3	244.0	213.8	440.3	13.5	115.0
250 to 499 employees	41	14.0	86.7	11.2	21.7	62.0	209.3	164.7	362.6	10.6	85.6
500 to 999 employees	8	5.4	45.0	4.3	9.1	33.3	103.3	81.9	180.5	4.7	37.9
1,000 to 2,499 employees	5	7.4	65.4	5.6	11.1	50.7	106.5	164.0	276.1	3.8	44.1
Establishments, covered by Admin. Record(1)	750	2.5	14.9	2.2	3.9	10.1	37.1	28.5	65.6	1.3	16.5

SOURCE: U.S. Dept. of Commerce.  
1972 Census of Manufactures # MC72(2)-39B.

(1) Generally single-unit companies with less than 10 employees partially estimated based on reports to other agencies of federal government and industry averages.

TABLE 50

## SELECTED STATISTICS OF SPORTING GOODS INDUSTRY: U.S.A.

GENERAL STATISTICS: 1958 TO 1972

Establishments		All Employees		Production workers			Value added by manufacture (million dollars)	Cost of materials, fuels, etc. (million dollars)	Value of industry shipments (million dollars)	Capital expenditures, new (million dollars)	Gross value of fixed assets (million dollars)	End-of-year inventories (million dollars)	Specialization ratio (per cent)	Coverage ratio (per cent)	
Total (number)	With 20 employees or more (number)	Number (1,000)	Payroll (million dollars)	Number (1,000)	Man-hours (millions)	Wages (million \$)									
INDUSTRY 3949 --SPORTING AND ATHLETIC GOODS, N.E.C.															
1972 Census	1,554	464	61.3	407.2	49.3	93.9	292.7	924.2	847.4	1,736.6	46.9	(NA)	379.8	89	94
1971 ASM	(NA)	(NA)	46.0	278.3	37.4	71.5	193.5	612.1	469.0	1,074.2	26.7	257.9	279.7	(NA)	(NA)
1970 ASM	(NA)	(NA)	44.9	260.0	36.4	70.6	180.9	537.8	422.9	956.4	30.0	248.6	257.6	(NA)	(NA)
1969 ASM	(NA)	(NA)	49.2	275.3	40.3	78.8	191.5	545.3	486.2	1,019.0	25.8	243.6	268.8	(NA)	(NA)
1968 ASM	(NA)	(NA)	46.2	250.5	37.7	74.1	173.5	505.3	437.6	929.6	22.0	235.7	234.6	(NA)	(NA)
1967 Census	1,366	383	45.2	228.3	37.2	72.0	160.0	469.5	406.5	853.3	22.5	221.2	218.1	95	91
1966 ASM	(NA)	(NA)	39.4	202.5	31.5	61.8	142.8	423.8	402.8	805.1	22.4	(NA)	196.7	(NA)	(NA)
1965 ASM	(NA)	(NA)	41.2	193.3	32.4	63.3	136.2	387.7	393.4	816.7	17.4	(NA)	187.4	(NA)	(NA)
1964 ASM	(NA)	(NA)	39.9	182.9	31.8	63.3	127.7	380.4	344.0	725.6	17.6	146.6	170.0	(NA)	(NA)
1963 Census	1,419	345	40.5	175.8	32.5	62.7	123.3	361.0	346.0	704.7	15.3	134.0	175.1	93	91
1962 ASM	(NA)	(NA)	36.7	165.0	29.4	56.9	107.1	358.6	345.7	697.8	18.7	125.9	177.1	(NA)	(NA)
1961 ASM	(NA)	(NA)	38.7	162.1	31.1	58.5	107.8	369.7	378.7	773.5	15.1	(NA)	154.7	(NA)	(NA)
1960 ASM	(NA)	(NA)	39.9	168.0	31.9	60.6	110.3	383.9	368.4	726.5	12.8	(NA)	179.3	(NA)	(NA)
1959 ASM	(NA)	(NA)	38.0	161.0	31.3	61.6	110.4	332.2	329.7	649.5	17.5	(NA)	146.8	(NA)	(NA)
1958 Census	1,210	302	37.2	148.5	29.7	57.4	104.3	314.1	269.5	577.8	15.1	(NA)	127.6	88	91

SOURCE: U.S. Dept. of Commerce  
 1972 Census of Manufactures # MC72(2)-39B.  
 ASM - Annual Survey of Manufactures.

TABLE 51

SELECTED OPERATING RATIOS: 1958 TO 1972

Year	Payroll per employee (dollars)	Assets per employee (dollars)	Production worker as percent of total employment (percent)	Annual man-hours of production workers (number)	Average hourly earnings of production workers (dollars)	Cost of materials per dollar of shipments (dollars)	Cost of materials & payrolls per dollar shipments (dollars)	Assets per dollar of shipments (dollars)	Value added per employee (dollars)	Payrolls as percent of value added (percent)	Value added per man-hour of production worker (dollars)
<u>INDUSTRY 3949 --SPORTING AND ATHLETIC GOODS, N.E.C.</u>											
1972 Census	6,643	(NA)	80	1,905	3.12	.49	.72	(NA)	15,077	44	9.84
1971 ASM	6,050	5,610	81	1,912	2.71	.44	.70	.24	13,307	46	8.56
1970 ASM	5,791	5,540	81	1,940	2.56	.44	.71	.26	11,978	48	7.62
1969 ASM	5,596	4,950	82	1,955	2.43	.48	.75	.24	11,083	51	6.92
1968 ASM	5,422	5,100	82	1,966	2.34	.47	.74	.25	10,937	50	6.82
1967 Census	5,045	4,890	82	1,933	2.22	.48	.74	.26	10,376	49	6.52
1966 ASM	5,144	(NA)	80	1,963	2.31	.50	.75	(NA)	10,756	48	6.82
1965 ASM	4,688	(NA)	79	1,952	2.15	.48	.72	(NA)	9,404	50	6.13
1964 ASM	4,585	3,670	80	1,989	2.02	.47	.73	.20	9,533	48	6.01
1963 Census	4,336	3,310	80	1,928	1.97	.49	.74	.19	8,904	49	5.76
1962 ASM	4,494	3,430	80	1,933	1.88	.50	.73	.18	9,764	46	6.30
1961 ASM	4,188	(NA)	80	1,881	1.84	.49	.70	(NA)	9,550	44	6.32
1960 ASM	4,206	(NA)	80	1,901	1.82	.51	.74	(NA)	9,612	44	6.33
1959 ASM	4,233	(NA)	82	1,969	1.79	.51	.76	(NA)	8,732	48	5.39
1958 Census	3,995	(NA)	80	1,929	1.82	.47	.72	(NA)	8,451	47	5.47

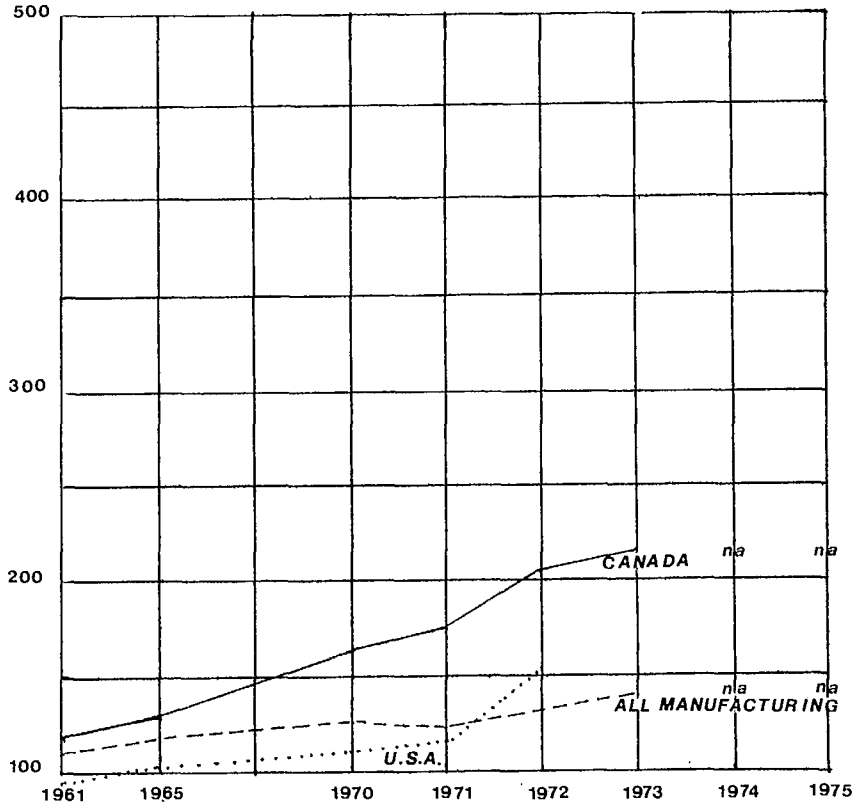
SOURCE: U.S. Dept. of Commerce.

1972 Census of Manufactures # MC72(2)-39B.

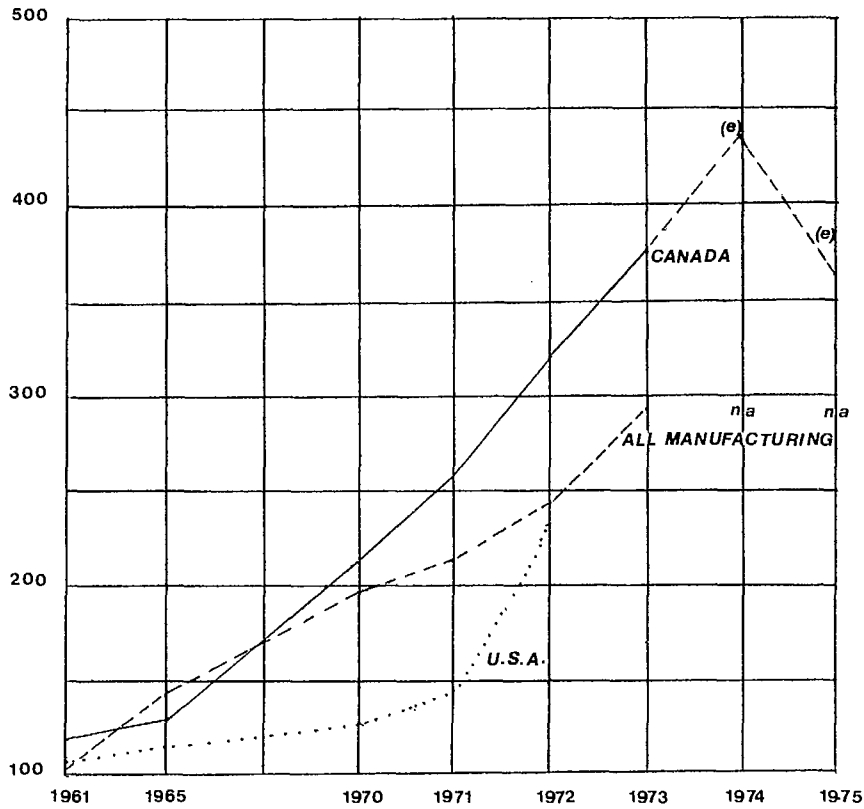
ASM - Annual Survey of Manufactures.

**INDEX TRENDS IN CANADIAN ALL MANUFACTURING INDUSTRIES,  
CANADIAN & UNITED STATES SPORTING GOODS INDS.  
1961 - 1975  
1960 = 100**

**EMPLOYEES**



**VALUE OF SHIPMENTS**



APPENDICES



SPORTING GOODS MANUFACTURERS

SIC 3931 SPORTING GOODS

CENSUS 1973

New Brunswick

St. Stephen Woodworking Limited, Prince William Street, St. Stephen, EOG 3A0

Quebec

A M I Industries Ltd, 529 Rue Edduard, Granby J2G 3Z5

Aigle Noir Inc, 42 Rue de la Passerelle, Loretteville, G2A 1H2

Atelier Sportif Enrg, P O, St. Anselme Cte Dorchester, GOR 2N0

Athco Manufacturing Co, 140 Prince St, Montreal, H3C 2N2

Herbert J. Banning, RR 2, Huntingdon, JOS 1H0

Big Chief Manufacturing Reg D, P O, Village des Hurons, GOA 4V0

Canadian Health Equipment Co, Suite 1, 5336 Queen Mary Rd, Montreal, H3X 1T8

Canadian Hockey Sticks Mfg Inc, 267 Boulevard Lemire, Drummondville, J2C 2B2

Canadian Lacrosse Mfg Inc, 2440 Rue Vonin CP 985, Sherbrooke, J1H 5L3

Gilles Charland, P O, St-Chrysostome, JOS 1R0

Cho-Wood Products Ltd, 600 Industrial Blvd PO Box 607, St. Jean, J3B 6Z8

J P Corbeil Shoe Co Ltd, 533 Est Rue Ontario, Montreal, H2L 1N8

Daignault Rolland Cie Ltee, 2567 Rouen, Montreal, H2K 1M7

Daoust Lalonde Inc, 4343 Hochelaga, Montreal, H1V 1C3

Louis des Cormiers, P O, Becancour Co Nicolet, GOX 1B0

Faber & Cie, P O, Loretteville, G2B 3W5

Fiset Sport, 3895 Montee St-Hubert, St Hubert, J3Y 4J9

C & C GrosLouis Enr, P O, Village des Hurons, GOA 4V0

GrosLouis Snow Shoes Enr, P O, Village des Hurons Loretteville, GOA 4V0

N. Guillemette Enrg, 110 Principale, St. Elie de Caxton, GOX 2N0

Quebec (Cont'd)

Gymquip Limited, 4 Earlywood Court, Willowdale, M2K 1Z8

Hollandia Sports, 704 Notre Dame St West, Montreal, H3C 1J2

Industries G.D. Industries, 450 Boul des Mille Isles, Auteuil Ville de Laval

Gaston Jolicoeur, 1180 Rue Vincent Massey, Quebec, G1N 1N3

Armand Lamoureux, 1220 Rue Maissonneuve, Magog, J1X 2N9

Adrien Larose & Sons Inc, CP548, Lennoxville, JOB 1Z0

Les Industries Chambec Inc, P O, Ste-Gertrude, GOX 2S0

Les Industries Sher-mont Limitee, Chemin de Brompton, Bromptonville, JOB 1H0

Les Industries Vogue Ltee, 1165 Hickson, Verdun, H4G 2L3

Major Rod Mfg Co Ltd, 7389-17th Avenue, Ville St-Michel, H2A 3L5

Menuiserie Huronne, P O, Village Huron, GOA 4V0

Messely & Fils Inc, 495-2eme Avenue, Quebec, G1L 3A9

Montreal Skis Inc, 333 Port Royal West, Montreal, H3L 2C1

Nadeau & Fils Ltee, CP 74, Ste Agathe de Lotbiniere, GOS 2A0

North Star Engineering Products Ltd, 2285 Ekers Avenue, Montreal, H3S 1C6

Parent & Fils, 59 Rue Parent, Loretteville, G2A 2J2

PB Sports Manufacturers Inc, 422 Vimy Street, Sherbrooke, J1J 3M9

Penta Inc, 91 St Paul, St Paul Lermite, J5Z 2H1

Picard & Frere Eng, P O, Village des Hurons, GOA 4V0

Piscines Azteque Quebec Limitee, 962 Frigon, Shawinigan, G9N 3Y7

Queonto Gymnastic Industries Ltd, 1-97th Avenue, Blainville, J7C 1Y9

> Sea Gliders Inc, 561 Cr Champlain, Fabreville, H7P 2N8

Seaway Plastics Ltd, 270 St Joseph, Lachine, H8S 2L7

Sherwood Drolet Corp Ltd, 2765 Sherwood Blvd, Sherbrooke, J1K 1E1

Sohler Ski Mfg Co Inc, P O Box 1116, Sherbrooke, J1H 5L5

Quebec (Cont'd)

Specialties Loroga Enrg, 16EME Rue CP 700, Ville St. Georges Cte Beauce,  
G5Y 4W5

Sports Harbour Inc, 2015 Blvd Laurier, Sillery, G1T 1B7

St Charles River Mfg Reg D, P O, Village des Hurons, GOA 4V0

St Lawrence Mfg Co Inc, 3030 Ste Anne Blvd, Giffard Co Montmorency,  
G1E 3J7

> Title Sports Inc, (include Trio Sport), 3435 Metropolitan Blvd E,  
St. Michel Montreal, H1Z 2J2

Torpedo Ltee, 3677 Levis St, Lac Megantic, G6B 2H7

Victoriaville Hockey Sticks Ltd, 35 Rue Campagna CP 560, Victoriaville,  
G6P 6S4

Ontario

D & J Machine, Main St, Dungannon, NOM 1R0

Archery Craft Company Ltd, 2588 St Clair Avenue West, Toronto, M6N 1L9

Armanco Manufacturing Ltd, 287 King Street East, Toronto, M5A 1K5

Baker Sporting Goods Ltd, No 53 Highway Burfoéd Road, Brantford, N3T 5S7

Bentley S Sporting Goods Limited, 4755 First Ave, Niagara Falls, L2E 4G6

Best Tackle Mfg Co (Canada) Limited, 995 Front Rd Box 40, LaSalle, N9A 6J5

Cama Manufacturing Limited, 63 Allness Road Unit 5, Downsview, M3J 2H2

Campbell Mfg Co Ltd, 31 Torbarrie Rd, Downsview, M3L 1G5

Canada Cycle & Motor Co Ltd, 2015 Lawrence Avenue West, Weston, M9N 1H6

Canada Last Co Ltd, (Vulcan Bowling Products), 343 Montrose St, Preston,  
N3H 2H6

Challenger Athletic Products Inc, PO Box 875, Orillia, L3V 6K8

Co-operative Wood Industries, of Toronto, P O Box 385, Unionville, LOH 1N0

Cooper-Canada Limited, (Sporting Goods-Toronto), 260 Laughton Avenue,  
Toronto, M6N 2X8

Crosman Arms (Canada) Ltd, P O, Dunnville, N1A 2W9

Ontario (Cont'd)

Dominion Skate Company Ltd, 3436 Mavis Road, Mississauga, L5C 1T8

Dorset Billiard Tables & Supplies, Ltd, 22 Nantucket Blvd,  
Scarborough, M1P 2N4

Dufferin Pattern & Wood Specialties, Ltd, 98 Advance Road, Toronto, M8Z 4X1

Dunmark Mfg Co Ltd, PO Box 268 - 543 Timothy St, Newmarket, L3Y 4X1

Edwards-Day Limited, 2113 Dundas St W, Toronto, M6R 1X1

Erwa Exercise Equipment Ltd, 4259 Steeles Ave W, Downsview, M3N 1V7

Exerco Ltd, RRI, Laurel, LON 1L0

Frikon Industries Ltd, 93 Ontario Street, Toronto, M5A 2V2

Great Lakes Sporting Goods Ltd, 856 Walker Road, Windsor, N8Y 2N5

Greb Industries Limited, (Skate Div), 51 Ardelt Ave, Kitchener, N2C 2E1

Greb Industries Limited, (Bauer Div-Athletic Footwear), 51 Ardelt Ave,  
Kitchener, N2C 2E1

Gymnasium & Health Equipment Co Ltd, 18 Laidlaw Blvd, PO Box 388,  
Markham, L3P 3J8

Helin Tackle Company Limited, 805 Front Road, Windsor, N9J 2A4

Henderson Recreation Equipment Ltd, Box 102, Oakland, NOE 1L0

Hespeler St Mary & Wood Specialties, Ltd, 63 Sheffield Street, Hespeler,  
N3C 1C4

Hurok Manufacturing Limited, 609 William Street, London, N6B 3G1

Johnson Lures Ltd, 155 Parkdale Avenue, Brockville, K6V 3H2

Kafko Manufacturing Ltd, 4613 Bourgoyne Street, Mississauga, L4W 1G3

Kitchener Hockey Sticks Limited, 4 Rothsay Ave, Kitchener, N2B 3A1

Kramer of Kitchener Ltd, 250 Lawrence Ave., Kitchener, N2M 1Y4

Lannom & Wellinger Ltd, (Barrie Plant), 350 Sorauren Ave, Toronto, M6R 2G9

Laurentian Gymnastic Industries, (1970) Limited, 266 Garyway Drive,  
Weston, M9L 1P1

Lindquist Bros Bait Co Ltd, 1650 Shawnee Road, Windsor, N8N 1S5

Ontario (Cont'd)

Lucky Strike Bait Works Ltd, 505 Sherbrooke Street, Peterborough, K9J 2P2

Merton J MacKinnon, 20 Kilbarry Crescent, Ottawa, K1K 0G8

Major Pool Equipment Corporation, (Canada) Limited, 700 Raleigh Street,  
Oshawa, L1H 3T2

McFarlane Gendron Mfg Co Ltd, (Toronto Plant), 411 Richmond Street E,  
Belleville, K8N 4Z8

Mohawk Lacrosse Stick Manufacturing, Company Limited, PO Box 1163, Cornwall,  
K6H 5V2

John Myhal Cabinet Maker, 72 Richardson Street, Brantford, N3T 1J1

Nadco Health Equipment Limited, 2728 Slough St, Malton, L4T 1G3

National Shuffleboard Mfg, 130 East Street, Goderich, N7A 1N4

Northern Stag Industries Ltd, (Rockwood Plant) PO Box 73, Rockwood, NOB 2K0

Ontario Billiard Supply Co Ltd, 35 Fima Crescent, Toronto, M8W 3R1

Otaco Limited, (Athletic Division) West Street South, Orillia, L3V 6H8

Owens Dominion Fishing Tackle Ltd, P O, Oro Station, LOL 2E0

Paris Playground Equipment Limited, Gold Street, Paris, N3L 2Z8

Professional Bowling Services Ltd, 360 Enford Road, Richmond Hill, L4C 3G1

Searle Industries Ltd, 51 Covington St Postal Station C, Hamilton, L8H 7J2

Shakespeare Co (Canada) Ltd, RR 2, Orillia, L3V 6H2

William J Smith Sports Inc, 801 Weber St E, Kitchener, N2H 1H5

A G Spalding & Bros of Canada Ltd, Spalding Drive, Brantford

Strickland Pinsetter of Canada, Limited, 624 Welland Ave, St. Catharines,  
L2M 5V6

Sunnywide Swimming Pool Industries, 4580 Steele's Ave E, RR 1, Milliken,  
LOH 1KP

Sure Bridge Industries Co, 44 Community Ave, RR 5, Hamilton, L8H 7J1

Tackle & Lures Ltd, Box 1000, Beamsville, LPR 180

Ontario (Cont'd)

The Schindler Co of Canada Ltd, 1 Audley Street, Mimico, Toronto, M8Y 2X3

Wally Enterprises Ltd, Arnold Street, Wallaceburg, N8A 3P3

Wyllie Webb Co Ltd, 1153 Pioneer Road, Burlington, L7M 1K5

Wellinger & Dunn Ltd, 350 Sorauren Ave, Toronto, M6R 2G9

Werlich Industries Ltd, 500 Ontario Street, Stratford, N5A 3J3

Wilson Sports Equipment (Canada), Limited, PO Box 909, Belleville, K8N 5B6

Woodway Structural Components, Limited, 3289 N. Service Road, Burlington,  
L7N 3G2

York Barbell Co Ltd, 983 Rangeview Road, Port Credit, L5E 1H2

257369 Bowling Industries, 1720 Midland Ave, Unit 16, Scarborough, M1P 3C8

Manitoba

Mid Canada Tackle Mfg & Whole, 3078 Portage Ave, Winnipeg, R3K 0Y2

Tri-Star Industries Limited, 1040 Crystal Crescent Box 1299, Winkler,  
ROG 2X0

Saskatchewan

Astro-Glide Slides Limited, 7 Compton Road, Regina, S4S 2Y2

Ingrams Manufacturing, Box 1791, Saskatoon, S7K 3S1

Alberta

Hartshorne Industries, Box 437, Devon, TOC 1E0

K-2 Ski Canada Ltd, 4201 - 6th Street S.E, Calgary

Kays Excelsior Curling Stone Co Ltd, 1108 Centre Street N, Calgary, T2E 2R2

Magna-Lite Tackle Company Limited, 2032-10th Avenue SW, Calgary, T3C 0J8

Marik Western Ltd, 841 - 16th Street S W, Medicine Hat, T1A 4X4

Muller Kites Ltd, Box 4063 P Stn C, Calgary, T2T 5M9

Thompson-Pallister Bait Co Ltd, 5019-51st Street Box 940, Lacombe, TOC 1S0

Western Shuffleboard Ltd, 4604 Manitoba Road, Calgary, T2G 4B8

British Columbia

Caldwell Industries Co Ltd, 384 Lynn Avenue, North Vancouver, V7J 2C5

Canadian Tackle Ltd, 1166 St Paul Street, Kelowna, V1Y 2C5

Rhys A Davis, 2070 Lands End Road, Sidney

Luhr Jensen & Sons Ltd, 144 East 3rd Avenue, Vancouver, V5T 1C8

Northern Stag Industries Ltd, (North Vancouver Plant), PO Box 73,  
Rockwood, NOB 2K0

Northwest Tackle Manufacturing Ltd, 7049 Curragh Street, Burnaby, V5J 4V8

Pacific Water Sports Industries Ltd, 106 West 1st Street, North Vancouver,  
V7M 1A9

Peetz Tackle Ltd, 2740 Rock Bay Ave, Victoria, V8T 4R9

Silver Horde Fishing Supplies Ltd, P O, Cowichan Station, V0R 1P0

Steinco Industries Limited, 8592-148th Street, Surrey, V3S 3G4

Tomic Lures Ltd, P O, Sooke, V0S 1N0

Viking Alexander Metal Products Ltd, 1671 East Hastings Street, Vancouver,  
V5L 1S7

Whites Diving Equipment Ltd, 832 Fisgard Street, Victoria, V8W 1S1

LIST OF COUNTRIES ENTITLED TO  
MOST-FAVOURED-NATION TARIFF TREATMENT

Afghanistan	Ivory Coast
Algeria	Japan
Argentina	Korea, Republic of
Austria	Kuwait
Bahrain (Bahrein)	Laos
Belgium-Luxemburg	Lebanon
Bolivia	Liberia
Brazil	Liechtenstein
Bulgaria	Luxembourg
Burma	Malagasy Republic
Burundi	Mali, Federation of
Cambodia	Mauritania
Cameroon	Mexico
Central African Republic	Morocco
Chad	Netherlands
Chile	Nicaragua
China	Niger
Colombia	Norway
Congo (Brazzaville)	Panama
Congo (Leopoldville)	Paraguay
Costa Rica	Peru
Cuba	Philippines
Czechoslovakia	Poland
Dahomey	Portugal, Portuguese Adjacent Islands and Portuguese Overseas Provinces
Denmark (including Greenland)	Puerto Rico
Dominican Republic	Qatar
Ecuador	Romania, Socialist Republic of
Egypt	Rwanda
El Salvador	Senegal
Ethiopia	Spain and Spanish Possessions
Finland	Sweden
France and French Overseas Territories	Switzerland
Gabon	Syrian Arab Republic
Germany, Federal Republic of	Taiwan (Formosa)
Greece	Thailand
Greenland	Togo
Guam	Tunisia
Guatemala	Turkey
Guinea	Union of Soviet Socialist Republics
Haiti	United Arab Republic (Egypt)
Honduras	United States
Hong Kong	Upper Volta
Hungary	Uruguay
Iceland	Venezuela
Indonesia	Viet-Nam
Iran	Virgin Islands, U.S.A. (St. Croix, St. John and St. Thomas)
Iraq	Yugoslavia
Israel	
Italy	



LIST OF COUNTRIES ENTITLED TO  
GENERAL PREFERENTIAL TARIFF TREATMENT

Afghanistan	French Territory of the Afars and the
Algeria	Issas
American Samoa	Gabon
Antigua	Gambia
Argentina	Ghana
Ascension	Gibraltar
Bahamas	Gilbert and Ellice Islands
Bahrain	Greece
Bangladesh	Grenada
Barbados	Guam
Belize	Guatemala
Bermuda	Guinea
Bolivia	Guyana
Botswana	Haiti
Brazil	Honduras
British Indian Ocean Territory	Hong Kong
British Solomon Islands	India
British Virgin Islands	Indonesia
Brunei	Iran
Bulgaria	Iraq
Burma	Israel
Burundi	Ivory Coast
Cameroon	Jamaica
Cayman Islands	Kenya
Central African Republic	Khmer Republic
Chad	Korea, Republic of
Chile	Kuwait
Christmas Island	Laos
Cocos Islands	Lebanon
Colombia	Lesotho
Comoro Archipelago	Liberia
Congo	Madagascar
Cook Islands	Malawi
Costa Rica	Malaysia
Cuba	Maldives
Cyprus	Mali
Dahomey	Malta
Dominica	Mauritania
Dominican Republic	Mauritius
Ecuador	Mexico
Egypt	Montserrat
El Salvador	Morocco
Equatorial Guinea	Nauru
Ethiopia	Netherlands Antilles
Falkland Islands	New Caledonia and dependencies
Fiji	Nicaragua
French Polynesia	Niger
French Southern and Antarctic Territories	Nigeria

LIST OF COUNTRIES ENTITLED TO  
GENERAL PREFERENTIAL TARIFF TREATMENT

.../continued

Norfolk Island  
Pakistan  
Panama  
Papua New Guinea  
Paragua  
Peru  
Philippines  
Pitcairn  
Qatar  
Romania  
Rwanda  
St. Christopher-Nevis-Anguilla  
St. Helena  
St. Lucia  
Saint-Pierre and Miquelon  
St. Vincent  
Senegal  
Seychelles  
Sierra Leone  
Singapore  
Spanish North Africa  
Sri Lanka  
Surinam  
Swaziland  
Syria  
Tanzania  
Thailand  
Togo  
Tonga  
Trinidad and Tobago  
Tristan da Cunha  
Tunisia  
Turkey  
Turks and Caicos Islands  
Uganda  
United Arab Emirates  
Upper Volta  
Uruguay  
Venezuela  
Viet-Nam, Republic of  
Virgin Islands of the United States  
Western Samoa  
Yemen, People's Democratic Republic  
Yugoslavia  
Zaire  
Zambia

IMPORT COMMODITY CLASSIFICATION

Class Number	Description	Unit of Qty.	Most Common Tariff Items	
<u>SPORTING &amp; RECREATION EQUIPMENT</u>				
611-08	Bicycles (excludes tricycles & bicycles with wheels under 14" diameter)	No.	43900-1	
611-16	Bicycle saddles	No.	43905-1 43906-1	61200-1
611-20	Parts and accessories for bicycles n.e.s. (excludes lighting equipment)	-	36215-1 43905-1 43906-1	43907-1 44603-1 93907-1
832-15	Billiard equipment and parts	-	51805-1	
832-24	Golf balls (excludes practice balls 832-26)	Doz.	51100-1	
832-25	Golf clubs and finished parts (excludes golf grips 832-26)	-	51100-1	51103-1
832-26	Other golf equipment and parts (including golf gloves)	-	43910-1 44603-1 51100-1	62200-1 62300-1 93907-1
832-37	Skis (excludes water skis 832-89)	Pair	51110-1	
832-38	Ski bindings and fittings	-	51115-1	
832-39	Skiing equipment and parts n.e.s.	-	32700-1 51115-1	51120-1
832-43	Tennis balls	Doz.	51100-1	
832-47	Tennis and badminton equipment and parts n.e.s. (excludes table tennis equip. 832-89)	-	51100-1 51100-7 54305-1	56300-1 63400-1 71100-1
832-62	Balls for sports and games n.e.s. (excludes children's play balls)	-	51100-1	51105-1
832-80	Underwater diving and swimming equipment and parts (except diving suits)	-	36215-1 44603-1	61800-1 93907-1
832-81	Gymnasium, exercising and health studio equipment and parts	-	36215-1 42700-1	44603-1
832-82	Ice hockey equipment and parts (except gloves and protective headgear)	-	45005-1 50603-1	61800-1

Class Number	Description	Unit of Qty.	Most Common Tariff Items	
<u>SPORTING &amp; RECREATION EQUIPMENT (Cont'd)</u>				
832-84	Fishing rods and parts (including rod blanks)	No.	44034-1	93901-81
832-85	Fishing tackle and parts n.e.s. for sportsmen's use (excludes commercial fishing equipment)	-	44034-1 44034-2	44603-1 93907-1
832-87	Swimming and wading pools (including parts and accessories) for above ground use	-	35400-1 44603-1	9390701
832-88	Hunting equipment (except firearms and ammunition) and parts	-	35400-1 44100-1	44603-1 93907-1
832-89	Sporting and recreation equipment and parts n.e.s.	-	42700-1 44603-1 50600-1	51100-1 71100-1 93907-1
832-99	Playground equipment, amusement park equipment and parts n.e.s.	-	42700-1 42715-1	44603-1

DESCRIPTION OF MOST COMMON TARIFF ITEMS APPLICABLE TO SPORTING GOODS IMPORTS

Tariff Items	Goods Subject to Duty and Free Goods	British Prefer- ential Tariff	Most Favoured Nation Tariff	General Tariff	General Prefer- ential Tariff
32700-1	Spectacles; eyeglasses, and ground or finished spectacle or eyeglass lenses, n.o.p.  From November 19, 1974 to June 30, 1976  G. P. T. rate from 1/7/74 to 30/6/84	17½p.c.  12½p.c.	17½p.c.  12½p.c.	30 p.c.  30 p.c.	11½p.c.
35400-1	Manufactures of aluminum, n.o.p.  G. P. T. rate from 1/7/74 to 30/6/84	15 p.c.	17½p.c.	30 p.c.	11½p.c.
36215-1	Nickel-plated ware, gilt or electro-plated ware n.o.p.  G. P. T. rate from 1/7/74 to 30/6/84	15 p.c.	17½p.c.	45 p.c.	11½p.c.
42700-1	Machines, n.o.p., and accessories, attachments, control equipment and tools for use therewith; parts of the foregoing  G. P. T. rate from 1/7/74 to 30/6/84  Except that in the case of the importation into Canada of any goods enumerated in this item, the Governor in Council on the recommendation of the Minister of Industry, Trade and Commerce may, whenever he considers that it is in the public interest and that the goods are not available from production in Canada, remit the duty specified in this item applicable to the goods, and subsection 17(2), (3), (4), (5) and (8) of the Financial Administration Act apply in the case of a remission granted under this provision	2½p.c.	15 p.c.	35 p.c.	2½p.c.  .../2

Tariff Items	Goods Subject to Duty and Free Goods	British Preferential Tariff	Most Favoured Nation Tariff	General Tariff	General Preferential Tariff
43900-1	<p>Bicycles and tricycles, n.o.p.</p> <p>GATT</p> <p>G. P. T. rate from 1/7/74 to 30/6/84</p>	20 p.c.	<p>27½p.c.</p> <p>25 p.c.</p>	30 p.c.	16½p.c.
43905-1	<p>Articles, of iron or steel, wholly or in part nickel or electroplated, when imported by manufacture of bicycles or tricycles, in their own factories, under regulations prescribed by the Minister</p> <p>GATT</p> <p>GATT</p> <p>G. P. T. rate from 1/7/74 to 30/6/84</p> <p>NOTE: When imported from a country the products of which are entitled to British Preferential Tariff treatment, permitted entry free of Customs duty, effective 6th September, 1941. (Order in Council Memo. No. D47-42.)</p>	<p>15 p.c.</p> <p>10 p.c.</p>	<p>27½p.c.</p> <p>12½p.c.</p>	30 p.c.	Free
43906-1	<p>Bicycle Saddles; Bicycle chain; Pedals; Brake assemblies including cables and controls; Tubes for tires; Tubular tires; Crank sets having two or more chainwheels; Deraillieur sets including cables and controls; Hub assemblies including cables and controls; Bicycle rims of steel or aluminum, whether or not plated or enamelled, for wheels not less than twenty-seven inches in diameter and one inch in width; Handlebars of aluminum; Parts of the foregoing;</p> <p>All of the foregoing for use in the manu. of bicycles (Expires June 30, 1976)</p>	Free	Free	25 p.c.	.../3

Tariff Items	Goods Subject to Duty and Free Goods	British Preferential Tariff	Most Favoured Nation Tariff	General Tariff	General Preferential Tariff
	G. P. T. rate from 1/7/74 to 30/6/84				Free
43907-1	Parts, n.o.p., for use in the manufacture of bicycles (Expires June 30, 1976) G. P. T. rate from 1/7/74 to 30/6/84	10 p.c.	12½p.c.	25 p.c.	8 p.c.
43910-1	Cars, trailers including house trailers and mobile homes, n.o.p., wheelbarrows, trucks, road or railway scrapers and hand carts G. P. T. rate from 1/7/74 to 30/6/84	10 p.c.	17½p.c.	30 p.c.	10 p.c.
44034-1	Trawls, trawling spoons, fly hooks, hooks, sinkers, swivels, bait sportsmen's fishing reels, fishing rods, and fishing tackle, n.o.p. From November 19, 1974 to June 30, 1976 G. P. T. rate from 1/7/74 to 30/6/84 GATT	Free Free	17½p.c. 15 p.c.	30 p.c. 30 p.c.	Free
44034-2	Fish hooks, n.o.p. G. P. T. rate from 1/7/74 to 30/6/84		10 p.c.		Free  .../4

Tariff Items	Goods Subject to Duty and Free Goods	British Preferential Tariff	Most Favoured Nation Tariff	General Tariff	General Preferential Tariff
44100-1	Guns, rifles, including air guns and air rifles not being toys; muskets, cannons, pistols, revolvers, or other firearms, n.o.p.; cartridge cases, cartridges, primers, percussion caps, wads or other ammunition, n.o.p.; bayonets, swords, fencing foils and masks; gun or pistol covers or cases, game bags, loading tools and cartridge belts of any material G. P. T. rate from 1/7/74 to 30/6/84	10 p.c.	20 p.c.	30 p.c.	10 p.c.
44603-1	Manufactures, articles or wares, of iron or steel or of which iron or steel or both are the component materials of chief value, n.o.p. G. P. T. rate from 1/7/74 to 30/6/84	10 p.c.	17½p.c.	35 p.c.	10 p.c.
44606-1	Steel bicycle rims, not enamelled nor plated From November 19, 1974 to June 30, 1976 G. P. T. rate from 1/7/74 to 30/6/84	Free Free	17½p.c. 12½p.c.	35 p.c. 35 p.c.	Free
44609-1	Golf Shafts of seamless steel, coated or not, but not chromium plated GATT G. P. T. rate from 1/7/74 to 30/6/84	Free	25 p.c. 15 p.c.	35 p.c.	Free .../5



Tariff Items	Goods Subject to Duty and Free Goods	British Preferential Tariff	Most Favoured Nation Tariff	General Tariff	General Preferential Tariff
45000-1	Roller skates and parts thereof G. P.T. rate from 1/7/74 to 30/6/84	15 p.c.	15 p.c.	30 p.c.	10 p.c.
> 45005-1	Ice skates, not including skates with boots attached, and metal parts thereof G. P. T. rate from 1/7/74 to 30/6/84	12½p.c.	12½p.c.	30 p.c.	8 p.c.
50600-1	Manufactures of wood, n.o.p. G. P. T. rate from 1/7/74 to 30/6/84	15 p.c.	15 p.c.	25 p.c.	10 p.c.
> 50603-1	Hockey Sticks G. P. T. rate from 1/7/74 to 30/6/84	5 p.c.	5 p.c.	25 p.c.	3 p.c.
51100-1	Golf clubs and finished parts thereof; racquets and racquet frames and baseball bats; balls of all kinds for use in sports, games or athletics, n.o.p. From November 19, 1974 to June 30, 1976 G. P. T. rate from 1/7/74 to 30/6/84	15 p.c. 15 p.c.	20 p.c. 15 p.c.	35 p.c. 35 p.c.	13 p.c.
51100-7	Australian Trade Agreement Tennis racquets				10 p.c.
					.../6

Tariff Items	Goods Subject to Duty and Free Goods	British Preferential Tariff	Most Favoured Nation Tariff	General Tariff	General Preferential Tariff
51103-1	Shafts of steel, including golf shafts enumerated in tariff item 44609-1, for use in the manufacture of golf clubs (Expires June 30, 1977) G. P. T. rate from 1/7/74 to 30/6/84	Free	Free	35 p.c.	Free
51104-1	Finished grips for use in the manufacture of golf clubs (Expires October 31, 1977) G. P. T. rate from 1/7/74 to 30/6/84	Free	Free	30 p.c.	Free
51105-1	Cricket bats, balls, gloves and leg guards From November 19, 1974 to June 30, 1976 G. P. T. rate from 1/7/74 to 30/6/84	Free Free	20 p.c. 15 p.c.	35 p.c. 35 p.c.	Free
51106-1	Shafts, composed wholly or in part of graphite, for use in the manufacture of golf clubs (Expires October 31, 1977) G. P. T. rate from 1/7/74 to 30/6/84	Free	Free	35p.c.	Free
51110-1	Skis GATT From November 19, 1974 to June 30, 1976 G. P. T. rate from 1/7/74 to 30/6/84	20 p.c. 15 p.c.	22½p.c. 20 p.c. 15 p.c.	35 p.c. 35 p.c.	13 p.c. .../7

Tariff Items	Goods Subject to Duty and Free Goods	British Preferential Tariff	Most Favoured Nation Tariff	General Tariff	General Preferential Tariff
51115-1	Ski fittings GATT From November 19, 1974 to June 30, 1976 G. P. T. rate from 1/7/74 to 30/6/84	15 p.c. 15 p.c.	22½p.c. 20 p.c. 15 p.c.	35 p.c. 35 p.c.	13 p.c.
51120-1	Ski poles From November 19, 1974 to June 30, 1976 G. P. T. rate from 1/7/74 to 30/6/84	17½p.c. 15 p.c.	17½p.c. 15 p.c.	35 p.c. 35 p.c.	11½p.c.
51805-1	Billiard tables, with or without pockets; cues, balls, cue-racks and cue-tips G.P.T. rate from 1/7/74 to 30/6/84	17½p.c.	20 p.c.	35 p.c.	13 p.c.
54305-1	Clothing, wearing apparel and articles, made from woven fabrics, and all textile manufactures, wholly or partially manufactured, composed wholly or in part of vegetable fibres, n.o.p., when the textile component is not more than fifty per cent, by weight, of silk nor fifty per cent or more, by weight, of man-made fibres or filaments or glass fibres or filaments, not containing wool or hair	22½p.c.	22½p.c.	35 p.c.	
56300-1	Clothing, wearing apparel and articles made from woven fabrics, and all textile manufactures, wholly or partially manufactured, the textile component of which is fifty per cent or more, by weight, of man-made fibres or filaments or of glass fibres or filaments, not containing wool or hair	20 p.c.	25 p.c.	50 p.c.	

1  
88  
1

Tariff Items	Goods Subject to Duty and Free Goods	British Preferential Tariff	Most Favoured Nation Tariff	General Tariff	General Preferential Tariff
61800-1	Rubber cement and all manufactures of rubber and gutta percha, n.o.p. G. P. T. rate from 1/7/74 to 30/6/84	15 p.c.	17½p.c.	27½p.c.	11½p.c.
62200-1	Trunks, valises, hat boxes, carpet bags, tool bags, and baskets of all kinds, n.o.p. G. P. T. rate from 1/7/74 to 30/6/84	12½p.c.	20 p.c.	40 p.c.	12½p.c.
62300-1	Musical instrument cases and fancy cases or boxes of all kinds, portfolios and fancy writing desks, satchels, reticules, card cases, purses, pocket-books, fly books; parts of the foregoing G. P. T. rate from 1/7/74 to 30/6/84	12½p.c.	20 p.c.	40 p.c.	12½p.c.
63400-1	Feathers and manufactures of feathers, n.o.p.; artificial feathers, fruits, grains, leaves and flowers suitable for ornamenting hats G. P. T. rate from 1/7/74 to 30/6/84	17½p.c.	20 p.c.	27½p.c.	13 p.c.
71100-1	All goods not enumerated in this schedule as subject to any other rate of duty, and not otherwise declared free of duty, and not being goods the importation whereof is by law prohibited G. P. T. rate from 1/7/74 to 30/6/84	15 p.c.	17½p.c.	25 p.c.	11½p.c.

.../9

Tariff Items	Goods Subject to Duty and Free Goods	British Preferential Tariff	Most Favoured Nation Tariff	General Tariff	General Preferential Tariff
93907-1	<p>Duty shall not be deemed to be provided for by this item upon dutiable goods mentioned as "n.o.p!" in any other tariff item.</p> <p>When the component material of chief value in any non-enumerated article consists of dutiable material enumerated in this schedule as bearing a higher rate of duty than is specified in this tariff item, such non-enumerated article shall be subject to the highest duty that would be chargeable thereon if it were composed wholly of the component material thereof of chief value, such "component material of chief value" being that component material which exceeds in value any other single component material in its condition as found in the article.</p> <p>93907 - Articles of material of the kinds described in headings 93901 to 93906 inclusive, n.o.p., Chapter 939 "Artificial Resins and plastic material, cellulose esters and ethers, and articles thereof</p> <p>G. P. T. rate from 1/7/74 to 30/6/84</p>	15 p.c.	17½p.c.	30 p.c.	11½p.c.

EUROPEAN ECONOMIC COMMUNITY TARIFF APPLICABLE TO SPORTING GOODS ITEMS

Tariff Item	Description	Most Favoured Nation Rates
		Percentage
43.03	Articles of apparel and clothing accessories, of leather or of composition leather	
	A. Articles of apparel	8
	B. Gloves, including mittens and mitts	
	I. Protective, for all trades	13
	II. Special for sports	11
	III. Other	10.5
	C. Other clothing accessories	7.5
64.06	Gaiters, spats, leggings, puttees, cricket pads, shin-guards and similar articles, and parts thereof	9.5
65.06	Headgear, whether or not lined or trimmed	9.5
87.10	Cycles (including delivery tricycles), not motorized	17
87.12	Parts and accessories of articles falling within tariff Item No. 87.10 above	8
97.04	Equipment for parlour, table and funfair games for adults or children (including billiard tables and pintables and table-tennis requisites)	
	A. Playing cards, including toy playing cards	9
	B. Other	8.5
97.06	Appliances, apparatus, accessories and requisites for gymnastics or athletics, or for sports and outdoor games (other than falling within tariff Item No. 97.04 above)	
	A. Cricket and polo equipment	Free
	B. Tennis rackets	13.5
	C. Other (includes swimming pools)	9.5
97.07	Fish hooks, line fishing rods and tackle; fishing landing nets and butterfly nets; decoy "birds", lark mirrors and similar hunting and shooting requisites:	
	A. Fish hooks, unmounted	5
	B. Other	12
97.08	Roundabouts, swings, shooting galleries and other fairground amusements; travelling circuses, travelling menageries and travelling theatres	5.5

N.S. Rates shown not necessarily those of Denmark.  
Parity to be achieved July 1/77.

U.S.A. TARIFFS APPLICABLE TO SPORTING GOODS ITEMS

Item	Stat. Suf- fix	Articles	Units of Quantity	Rates of Duty
<u>Fishing Tackle</u>				
Fish hooks, including snelled hooks:				
731.05	00	Snelled hooks	X	12.5% ad val.
731.06	00	Other	X	15% ad val.
731.10	00	Fishing baskets or creels	No.	12.5% ad val.
731.15		Fishing rods, and parts thereof		16.5% ad val.
	20	Fishing rods	No.	
	40	Parts	X	
Fishing reels and parts thereof:				
Reels:				
731.20	00	Valued not over \$2.70 each	No.	23% ad val.
731.22	00	Valued over \$2.70 but not over \$8.45 each	No.	62.5¢ each
731.24	00	Valued over \$8.45 each	No.	7.5% ad val.
731.26	00	Parts	X	13.5% ad val.
731.30	00	Fishing casts or leaders	Doz.	17.5% ad val.
Fishing line put up and packaged for retail sale:				
631.40	00	Of cotton	X	10% ad val.
731.42	00	Of flax	X	6.5% ad val.
731.44	00	Other	X	13.5% ad val.
731.50	00	Fishing landing nets	No.	12.5% ad val.
731.60		Equipment designed for sport fishing, fishing tackle, and parts of such equipment and tackle, all the foregoing not specially provided for		12.5% ad val.
	20	Artificial baits and flies	Doz.	
	40	Other	X	
<u>Wheel Goods</u>				
Bicycles:				
Having both wheels not over 19 inches in diameter:				
732.02	00	Valued not over \$6.25 each	No.	15% ad val.
732.04	00	Valued over \$6.25 but not over \$8.33-1/3 each	No.	93.5¢ each
732.06	00	Valued over \$8.33-1/3 each	No.	11% ad val.

Item	Stat. Suf-fix	Articles	Units of Quantity	Rates of Duty
<u>Wheel Goods (Cont'd)</u>				
Having both wheels over 19 inches but not over 25 inches in diameter:				
732.08	00	Valued not over \$10 each	No.	15% ad val.
732.10		Valued over \$10 but not over \$13.33-1/3 each		\$1.50 each
	20	Having both wheels not over 21 inches in diameter	No.	
	40	Other	No.	
732.12		Valued over \$13.33-1/3 each		11% ad val.
	20	Having both wheels not over 21 inches in diameter	No.	
	40	Other	No.	
Having both wheels over 25 inches in diameter:				
If weighing less than 36 pounds complete without accessories and not designed for use with tires having a cross-sectional diameter exceeding 1.625 inches:				
732.14	00	Valued not over \$8.33-1/3 each	No.	11% ad val.
732.16	00	Valued over \$8.33-1/3 but not over \$16.66-2/3 each	No.	93¢ each
732-18	00	Valued over \$16.66-2/3 each	No.	5.5% ad val.
Other:				
732.20	00	Valued not over \$12.50 each	No.	15% ad val.
732.22	00	Valued over \$12.50 but not over \$16.66-2/3 each	No.	15% ad val.
732.24	00	Valued over \$16.66-2/3 each	No.	11% ad val.
732.26	00	Other	No.	15% ad val.
Parts of bicycles:				
Frames:				
732.50	00	Valued not over \$4.16-2/3 each	No.	15% ad val.
732.32	00	Valued over \$4.16-2/3 but not over \$8.33-1/3 each	No.	62.5¢ each
732.34	00	Valued over \$8.33-1/3 each	No.	7.5% ad val.
732.36		Other parts of bicycles		15% ad val. <u>1/</u>
Hubs:				
	10	Coaster brake	No.	
	20	Variable speed	No.	
	30	Other (including dynahubs)	No.	
	50	Saddles	No.	
	60	Pedals	No.	
	70	Other	X	



Item	Stat. Suf- fix	Articles	Units of Quantity	Rates of Duty
		Bagatelle, billiard, and pool equipment (except tables), and parts thereof:		
734.05	00	Balls	No.	20 ad val.
734.10	00	Other	X	8½% ad val.
		Table-tennis equipment (except tables), and parts thereof:		
734.30	00	In sets	X	8% ad val.
		Not in sets:		
734.32	00	Balls	No.	10% ad val.
734.34	00	Other	X	8% ad val.
		Tables specially designed for games:		
734.40	00	Of wood	X	8% ad val.
734.42	00	Other	X	9.5% ad val.
734.45	00	Archery equipment, and parts thereof	X	8.5% ad val.
734.50		Badminton equipment, and parts thereof		14% ad val.
	20	In sets	No.	
		Other:		
	45	Nets of cotton	No. v	
	60	Rackets and racket frames	No.	
		Other	X	
		Baseball equipment, and parts thereof:		
734.54	00	Baseball and softball gloves and mitts	No.	15% ad val.
734.56		Other		7.5% ad val.
	20	Baseballs and softballs	No.	
	40	Other	X	
734.60	00	Croquet equipment, and parts thereof	X	8% ad val.
734.65	00	Curling stones, and parts thereof	X	Free
		Football, soccer, and polo equipment, and parts thereof:		
734.70		Balls		5% ad val.
	20	Footballs	No.	
	40	Other	No.	
734.71	00	Polo mallets and soccer guards	X	4% ad val.
734.72	00	Other	X	7.5% ad val.
		Golf equipment, and parts thereof:		
734.75		Balls and parts thereof		6% ad val.
	20	Balls	Doz.	
	40	Other	Doz.	
734.77	00	Other	X	7.5% ad val.
734.80	00	Ice-hockey and field-hockey equipment (except skates), and parts thereof	X	4.5% ad val.

Item	Stat. Suf- fix	Articles	Units of Quantity	Rates of Duty
		Lawn-tennis equipment, and parts thereof:		
734.85	00	Balls	No.	6% ad val.
		Rackets, whether or not strung:		
734.86	00	Not strung	No.	5.5% ad val.
734.87	00	Strung	No.	8.5% ad val.
734.88	00	Other	X	4% ad val.
		Skates (including footwear with skates permanently attached), and parts thereof:		
734.90	00	Roller skates, and parts thereof	X	5% ad val.
		Ice-skates, and parts thereof:		
734.91	00	Footwear with ice-skates permanently attached	Prs.	10% ad val.
734.93		Other		5% ad val.
	20	Ice-skates without footwear permanently attached	Prs.	
	40	Ice-skate blades and other parts	X	
		Skis and ski equipment, snowshoes, sleds, and toboggans, all the foregoing and parts thereof:		
734.95	00	Toboggans	No.	5% ad val.
734.96	00	Skis and snowshoes	Prs.	8% ad val.
734.97	00	Other	X	9% ad val.
734.05	00	Boxing gloves, and other gloves, not provided for in the foregoing provisions of this subpart, specially designed for use in sports	X	7.5% ad val.
		Beach balls, play balls, toy balls, and other balls for games or sports, not provided for in the foregoing provisions of this subpart:		
735.09		Inflatable balls		12% ad val.
	20	Basketballs	No.	
	40	Other	No.	
735.10	00	Noninflatable hollow balls not over 7.5 inches in diameter	No.	17.5% ad val.
735.11	00	Sponge rubber balls	No.	13.5% ad val.
735.12	00	Other	X	7.5% ad val.
735.15	00	Underwater breathing devices designed as a complete unit to be carried on the person and not requiring attendants	X	4.5% ad val.
735.17	00	Lacrosse sticks	No.	3.5% ad val.
735.18	00	Skeet targets	Doz.	5% ad val.
735.20	00	Puzzles; game, sport, gymnastic, athletic, or playground equipment; all the foregoing and parts thereof, not specially provided for	X	10% ad val.

---

Item	Stat. Suf- fix	Articles	Units of Quantity	Rates of Duty
------	----------------------	----------	-------------------------	---------------

---

U.S. Tariffs applicable to Sporting Goods items.

Note: Rates shown are applicable to goods from Canada and are comparable to the most favoured nation rate. A generalized system of preferences make the listed tariffs free of duty from specific developing nations.

Source:

See source publication for particulars.  
Tariff schedules of the United States (1976).  
U.S. ITC Publication 749.

CANADIAN SHOWS & EXHIBITIONS

Sports, Recreation

<u>Show &amp; Date</u>	<u>Location</u>
Atlantic Boat Trailer & Sportsman Show Feb. 9-16, 1976	Halifax Forum Complex, Halifax, N.S.
CSGA Annual National Convention & Exhibition Jan. 23-26, 1976	Exhibition Hall, Annex & Mezzanine, Place Bonaventure, Montreal
Calgary Sport Show March 17-21, 1976	Non grandstand, Calgary
Camperama '76 March 3-7, 1976	Bingerman Park, Marshall Hall, Kitchener, Ont.
Camping & Sports Show dates not supplied	Place Bonaventure, Mont.
Canadian National Sportsmen's Show Mar. 19-28, 1976	Coliseum, Exhibition Place, Toronto
Canadian Turfgrass Conference & Exposition, The Mar 8-10, 1976	Inn on the Park, Toronto
Canadian Winter Sports Show 1975: Mid October 1976: dates not supplied	Exhibition Park, Toronto
Dockside '76 Sept. 16-19, 1976	Ontario Place, Toronto
Edmonton Boat Trailer & Sport Show Mar 10-14, 1976	Exhibition Grounds, Edmonton, Alta.
Kiwanis Sports & Recreation Show 1976: dates not supplied	Kamloops Exhibition Grounds
Mid-Canada Boat Sports & Travel Show	Not Available
National Boat Show Feb. 27-Mar.7, 1976	Place Bonaventure, Mont.
Northern Ontario Sportsmen's Show 1976: dates not supplied	Memorial Gardens, North Bay, Ontario

Sports, Recreation (Cont'd)

<u>Show &amp; Date</u>	<u>Location</u>
Ontario Fall & Winter Recreation Show 1975: Oct. 23-26 1976: dates not supplied	Bingeman Park Arena, Kitchener, Ontario
Ottawa Sportmen's Show '76 Feb. 25-29, 1976	Ottawa Civic Centre, Lansdowne Park, Ottawa
✓ Ski '76 1976: dates not supplied	Place Bonaventure Exhibition Hall
✓ Ski Trade Show - Eastern Show March 21-25, 1976	Queen Elizabeth Hotel, Montreal
✓ Ski Trade Show - Western Show April 11-14, 1976	Palliser Hotel, Calgary, Alta.
Snowmobile Show & Auction, The 1976: dates not supplied	Not Available
Speed Sport '76 Jan. 23-25, 1976	Automotive Bldg. Exhibition Park, Toronto
Toronto Camping Show '76 Feb. 11-16, 1976	Four Seasons Sheraton Hotel, Toronto, Ontario
Toronto International Boat Show Jan. 8-18, 1976	Coliseum Bldg., Exhibition Place, Tor.
> Vancouver Boat & Sport Show Feb. 27-Mar.7, 1976	Exhibition Park
> Vancouver on-the-Water Boat Show Sept. 6-14, 1976	False Creek Marina
Vancouver Recreational Vehicle Show Jan. 14-18, 1976	Showmart, Food, Forum & Rollerland, Exhibition Park, Vancouver, B.C.
Winnipeg Boat & Sport Show Mar.31-Apr.4, 1976	Convention Centre
Winnipeg Recreational Vehicle Show Feb. 4-8, 1976	Convention Centre

CANADIAN & INTERNATIONAL SHOWS & EXHIBITIONS

Ships and Boats

1976

<u>City</u>	<u>Show &amp; Date</u>	<u>Location</u>
Toronto	International Boat Show January 15-26, 1976	Joint venture with Ship and Boat Builders' National Federation
Dusseldorf	International Boat Show January 24-February 1, 1976	Joint venture with Ship and Boat Builders' National Federation
Paris	International Pleasure Boat Exhibition January 15-26, 1976	Joint Venture with Ship and Boat Builders' National Federation
Stockholm	International Boat Show February 26-March 7, 1976	Joint Venture with Ship and Boat Builders' National Federation
Amsterdam	Powerboat Show (HISWA) March 8-14, 1976	Joint venture with Ship and Boat Builders' National Federation
Amsterdam	Sailboat Show (HISWA) March 20-25, 1976	Joint venture with Ship and Boat Builders' National Federation
Tokyo	International Boat Show March/April 1976	Joint venture with Ship and Boat Builders' National Federation
Hamburg	EMTEC and International Boat Show October 14-24, 1976	Joint venture with appropriate trade associations
Annapolis	United States Sailboat Show October 1976	Joint venture with Ship and Boat Builders' National Federation
Long Beach	SCMA Sailboat Show October 1976	Joint venture with Ship and Boat Builders' National Federation
Genoa	International Boat Show October 1976	Joint venture with appropriate trade association
Munich	Caravan, Boat and Accessories Exhibition February 7-15, 1976	Exhibition Consultants Ltd., 11 Manchester Square, London
Berlin	International Boat Show and Waterspport Exhibition February 28-March 7, 1976	The German Chamber of Industry and Commerce, 11 Grosvenor Crescent, London

Ships and Boats (Cont'd)

1976

<u>City</u>	<u>Show &amp; Dates</u>	<u>Location</u>
Zagreb	International Nautical Show (Internautika '76) April 22-27, 1976	Exhibition Consultants Ltd., 11 Manchester Square, London
Gothenburg	Sea Transport and Shipbuilding Exhibition (Maritime) May 12-16, 1976	Svenska Massan Stiftelse, Gothenburg, Sweden
Gothenburg	Floating Boat Show September 24-27, 1976	Svenska Massan Stiftelse, Gothenburg, Sweden
Friedrichshafen	International Boat Show (Interboot) September/October 1976	Exhibitions and Trade Fairs (International) Ltd., 943a Brighton Road, Purley, Surrey
Copenhagen	International Boat Show November 6-14, 1976	Bella Centre, Centre Boulevard, Copenhagen

1977

Toronto	International Boat Show January 1977	Joint venture with Ship and Boat Builders' National Federation
Paris	International Pleasure Boat Exhibition January 1977	Joint venture with appropriate trade association
Dusseldorf	International Boat Show January 1977	Joint venture with appropriate trade association
Gothenburg	International Boat Show February-March 1977	Joint venture with appropriate trade association
Stockholm	International Boat Show March 1977	Joint venture with appropriate trade association
Amsterdam	Sailboat Show (HISWA) March 1977	Joint venture with appropriate trade association
Amsterdam	Powerboat Show (HISWA) March 1977	Joint venture with appropriate trade association
Chicago	Marine Trades Exhibition and Conference September 1977	Joint venture with Ship and Boat Builders' National Federation
Annapolis	United States Sailboat Show October 1977	Joint venture with Ship and Boat Builders' National Federation
Hamburg	EMETEC and International Boat Show October 1977	Joint venture with appropriate trade associations

Sports Goods and camping equipment, including caravans

1976

<u>City</u>	<u>Show &amp; Date</u>	<u>Location</u>
	International Sporting Goods Exposition September 18-21, 1976	New York Coliseum
Chicago	National Sporting Goods Association Show February 5-8, 1976	Joint Ventures
Dakar	1st African Educational Materials Exhibition (Didafrika '76) February 7-12, 1976	Joint Ventures
Sydney	International Toy and Sporting Goods Trade Fair March 7-10, 1976	Joint Venture
Stuttgart	International Exhibition for Caravaning, Motorint and Tourism (CMT) January 24-February 1, 1976	CES (Overseas Ltd., Bridge House, 181 Queen Victoria Street, London
Munich	Caravan, Boat and Accesssories Exhibition February 7-15, 1976	Exhibition Consultants Ltd., 11 Manchester Square, London
Munich	International Sports Equipment Fair February 26-29, 1976	Exhibition Consultants Ltd., 11 Manchester Square, London
Grenoble	International Winter Sports Exhibition March 1976	French Trade Exhibition, 196 Sloane Street, London
Zagreb	International Fair of Sports and Recreation Equipment April 22-27, 1976	Exhibition Consultants Ltd., 11 Manchester Square, London
Stuttgart	International Collectors' Exchange and German Weapon Fair May 26-30, 1976	CES (Overseas) Ltd., Bridge House, 181 Queen Victoria Street, London
Jonkoping - Sweden	International Trade Fair for Sport and Open Air Activities August 23-27, 1976	Elmia AB, Box 6066, Jonkoping- Sweden
Paris	Summer Sports and Leisure Exhibition September 19-21, 1976	French Trade Exhibitions, 196 Sloane Street, London
Essen	International Caravan Exhibition September 25-October 3, 1976	German Chamber of Industry and Commerce, 11 Grosvenor Crescent, London
Paris	International Caravan Exhibition October 1976	M. Rotivel, 35 Rue des Renaudes, 75017 Paris



Sports Goods and camping equipment, including caravans (Cont'd)

1977

<u>City</u>	<u>Show &amp; Date</u>	<u>Location</u>
Houston	National Sporting Goods Association Show February 1977	Joint ventures
Essen	International Exhibition for Horse Sports, Leisure Time Riding and Horsekeeping (Equitana '77) March 2-7, 1977	Joint ventures
Cologne	International Trade Fair of Sports Goods, Campint Equipment and Garden Furniture (SPOGA) September 1977	Joint venture
Stuttgart	International Exhibition for Caravans, Motors and Tourism January 22-30, 1977	CES (Overseas) Ltd., Bridge House, 181 Queen Victoria Street, London
Munich	Caravan, Boat and Accessories Exhibition February 5-13, 1977	Exhibition Consultants Ltd., 11 Manchester Square, London
Munich	International Sports Equipment Fair February 24-27, 1977	Exhibition Consultants Ltd., 11 Manchester Square, London
Grenoble	International Winter Sports Exhibition March 1977	French Trade Exhibitions, 196 Sloane Street, London
Stuttgart	International Collectors' Exchange and German Weapon Fair May 1977	CES (Overseas) Ltd., Bridge House, 181 Queen Victoria Street, London
Friedrichshafen	International Boat Show September/October 1977	Exhibitions and Trade Fairs (International) Ltd., 943a Brighton Road, Purley, Surrey

SPORTS ASSOCIATIONS AND INSTITUTES

CANADA

Administrative Centre for Sports and Recreation, 333 River Road, Vanier,  
Ontario K1L 8B9

Alpine Club of Canada, Miss E. Moorehouse, Manager, P.O. Box 1025, Banff,  
Alberta T0L 0C0

Association of Canadian Underwater Councils, Mr. Cliff Enright, Secretary,  
3798 Lawrence Avenue East, Scarborough, Ontario

Aquatic Federation of Canada, Ginette Vachon, Box 160 St. Marie du Beauce, P.Q.

Bowling Federation of Canada, Mr. John Esary, Secretary, 2687 Hoskins Avenue  
Vancouver, North, B.C.

British Commonwealth Games Association of Canada, Mr. N.J. Farrell, Hon. Sec.  
Box 61, Station B, Hamilton, Ont.

Canadian Academy of Sport Medicine, 333 River Road, Vanier, Ontario K1L 8B9

Canadian Amateur Basketball Association, 333 River Road, Vanier, Ontario K1L 8B9

Canadian Amateur Bobsleigh and Luge Association, Mr. C. Powell, President,  
Suite 1625, 1245 Sherbrooke Street West, Montreal, Quebec

Canadian Amateur Boxing Association, 333 River Road, Vanier, Ontario K1L 8B9

Canadian Amateur Diving Association, Mr. Fin Temple, President, 101 Hull Road  
Strathroy, Ontario

Canadian Amateur Federation of Body Builders, Mr. Syd Pukalo, President,  
613 Munro Avenue, Winnipeg, Manitoba

Canadian Amateur Football Association, 333 River Road, Vanier, Ontario K1L 8B9

Canadian Amateur Hockey Association, 333 River Road, Vanier, Ontario K1L 8B9

Canadian Amateur Netball Association, D. Raureen O'Bryan, President,  
49 Burnside Drive, Toronto, Ontario

Canadian Amateur Ski Association, 333 River Road, Vanier, Ontario K1L 8B9

Canadian Amateur Softball Association, 333 River Road, Vanier Ontario K1L 8B9

Canadian Amateur Soeeds skating Association, Mr. John Hurdis, President,  
46 Graystone Gardens, Toronto, Ontario

Canadian Amateur Synchronized Swimming Association, Ms. Nancy Colbeck, Ex Dir.  
333 River Road, Vanier, Ontario K1L 8B9

Canadian Amateur Weightlifting Association, Mr. Phillipe St. Cyr, President,  
5910 Agathe Street, Brossard, Quebec

Canadian Amateur Wrestling Association, Mr. Ole Sorenson, Technical Director  
333 River Road, Vanier, Ontario, K1L 8B9

Canadian Andiem Diving Association, Mr. Lyle Mackosy, Exec Director,  
333 River Road, Vanier, Ontario K1L 8B9

Canadian Association of Amateur Oarsmen, 333 River Road, Vanier, Ontario  
K1L 8B9

Canadian Association for Health, Physical Education and Recreation,  
333 River Road, Vanier, Ontario K1L 8B9

Canadian Association for Humane Trapping, P.O. Box 934, Station "F",  
Toronto, Ontario M4Y 2N9

Canadian Association of Sports Medicine, Dr. T. Fried, Director,  
5 Ridgehill Drive, Toronto, Ontario

Canadian Association of Sports Science, Dr. J. E. Merriman, President,  
c/o Department of Medicine, University Hospital, Saskatoon, Sask.

Canadian Automobile Sports Club, Mr. R. J. Hanna, Executive Director  
P.O. Box 97, Willowdale, Ontario.

Canadian Badminton Association, Mr. Roy Roberts, Technical Director,  
333 River Road, Vanier, Ontario K1L 8B9

Canadian Bowling Association, 240 Chisholm Avenue, Toronto, Ontario

Canadian Bowling Congress, Mr. Bert Garside, 1274 Kennedy Road, Scarborough, Ont.

Canadian Camping Association, Mr. J. Latimer, President, Suite 203,  
102 Eglinton Avenue East, Toronto, Ontario

Canadian Canoe Association, Mr. Jim D. Mossman, Technical Director  
333 River Road, Vanier, Ontario, K1L 8B9

Canadian Colleges Athletic Association, Mr. Don Stouffer, President  
c/o Mount Royal College, 4825 Richard Road, S.W. Calgary, Alberta

Canadian Cricket Association, Mr. Stan Wells, Secretary, 581 Avenue Road  
Toronto, Ontario

Canadian Curling Association, Mr. C. Scrymgeour, Secretary-Manager,  
406 Moorgate Street, Winnipeg, Manitoba R3J 2L7

Canadian Cycling Association, Mr. Ken Smith, Executive Director,  
333 River Road, Vanier, Ontario K1L 8B9

Canadian Equestrian Team Committee, Mr. W. D. Whittaker, Chairman,  
1255 Yonge Street, Toronto, Ontario

Canadian Federation of Amateur Baseball, Mr. Julian Carroll, Executive Director  
333 River Road, Vanier, Ontario K1L 8B9

Canadian Federation of Amateur Rollerskaters, Mr. Claude Montagne, President,  
10142 St. Laurent, Montreal, Quebec

Canadian Federation of Provincial School Athletic Association, Mr. Dave Fishman,  
Executive Director, 333 River Road, Vanier, Ontario K1L 8B9

Canadian Fencing Association, Mr. John S. Andru, Technical Director,  
333 River Road, Vanier, Ontario K1L 8B9

Canadian Field Hockey Association, Mr. Eric Donegan, Executive Director  
333 River Road, Vanier, Ontario K1L 8B9

Canadian Figure Skating Association, Mr. D. Coughtry, Vice President  
333 River Road, Vanier, Ontario K1L 8B9

Canadian Football League, Suite 908, 11 King Street West,  
Toronto, Ontario M5H 1A3

Canadian Girls in Training, 40 St. Clair Avenue, East, Toronto, Ontario

Canadian Gymnastics Federation, Mr. Tom Kinsman, Technical Director,  
333 River Road, Vanier, Ontario, K1L 8B9

Canadian Handball Association, Mr. Stan Fisher, President, 83 Manor Drive  
Sherwood Park

Canadian Horse Council, Mr. W. Little, Executive Director, 333 River Road,  
Vanier, Ontario K1L 8B9

Canadian Horseshoe Pitchers' Association, Mr. R. Martin, Secretary,  
212 Boniface Avenue, Kitchener, Ontario.

Canadian Intercollegiate Athletic Union, Mr. Bob Pugh, Executive Director,  
333 River Road, Vanier, Ontario, K1L 8B9

Canadian Lacrosse Association, Mr. John Tobias, Executive Director,  
333 River Road, Vanier, Ontario, K1L 8B9

Canadian Ladies Curling Association, Mrs. Joan Whalley, President,  
304 Guildford Street, Winnipeg, Manitoba

Canadian Ladies Golf Association, Mr. E. J. Whamond, Executive Director,  
333 River Road, Vanier, Ontario K1L 8B9

Canadian Ladies Lawn Bowling Council, Miss Jean Black, President,  
14 Princess Place, Regina, Saskatchewan

Canadian Lawn Bowling Council, Mr. Jack Bridges, President and Executive  
Vice-President, 435 Ravenhill Avenue, Ottawa, Ontario K2A 0J7

Canadian Lawn Tennis, Mr. Barry J. O'Brien, Executive Director,  
333 River Road, Vanier, Ontario, K1L 8B9

Canadian Maccabiah Games, Mr. A. E. Atkinson, 10-897 Du Pont Street  
Montreal, Quebec

Canadian Modern Pentathlon Association, Mr. Peter Maaten, President,  
1737 Mater Drive, Sarnia, Ontario

Canadian Motorcycle Association, Ms. Marilyn Bstedo, Director,  
20 Jarvis Street, Hamilton, Ontario L8R 1M2

Canadian National Recreation Association, 3395 Provost Street,  
Lachine, Montreal, Quebec

Canadian Olympic Association, Mr. Ken Murray, Executive Director,  
333 River Road, Vanier, Ontario K1L 8B9

Canadian Orienteering Association, Mr. Mike Day, President  
85 Tarquin Drive, Ottawa, Ontario

Canadian Parks/Recreation Association, Mr. Dennis Neider, Executive Director  
333 River Road, Vanier, Ontario K1L 8B9

Canadian Professional Golfers Association, 696 Yonge Street,  
Toronto, Ontario M4Y 2A7

Canadian Racquetball Association, Mr. Ivan Velan, President,  
2125 Ward Avenue, Montreal, Quebec

Canadian Red Cross Water Safety Service, Mr. A. W. Thiessen, National Director  
95 Wellesley Street, East, Toronto, Ontario

Canadian Rugby Union, Mr. Steven Baines, Executive Director,  
333 River Road, Vanier, Ontario K1L 8B9

Canadian Skeet Shooting Association, 31 Roxborough Avenue, Montreal, Quebec

Canadian Ski Association, Mr. Keith Nesbitt, Executive Director  
333 River Road, Vanier, Ontario K1L 8B9

Canadian Ski Instructors Alliance, 1262 Don Mills Road, Toronto, Ontario

Canadian Ski Patrol System, Mr. Mark Labow, President, 1439 Begin Street.  
St. Larent, Ontario.

Canadian Snowshoers Union, Mr. Ron Goudie, P.R. Coordinator,  
44 Toulon Street, Touraine, Quebec

Canadian Soccer Association, Mr. Bill Thompson, Technical Co-ordinator,  
333 River Road, Vanier, Ontario K1L 8B9

Canadian Sport Parachuting Association, Mr. John Smyth, Executive Director,  
P.O. Box 848, Burlington, Ontario

Canadian Sporting Arms and Ammunition Association, 116 Albert Street,  
Ottawa, Ontario K1P 5G3

Canadian Sporting Goods Association, 1315 de Maisonneuve Boulevard West,  
Montreal, Quebec

Canadian Sportsmen Association, 481 Elwood, Burlington, Ontario

Canadian Squash Racquets Association, Mr. David Flemingwood, President,  
77 Fairway Heights, Thornhill, Ontario

Canadian Table Tennis Association, Mrs. Jose Tompkins, Executive Director,  
333 River Road, Vanier, Ontario K1L 8B9

Canadian Team Handball Association, Mr. Frank Geulen, President,  
234 Ron Doval Crescent, N. Vancouver, B.C.

Canadian Tenpin Federation, Miss Joan Esary, President,  
90 Baltry Crescent, Don Mills, Ontario M3A 2H4

Canadian Track and Field Association, Mr. Lynn Davies, Technical Director.  
333 River Road, Vanier, Ontario K1L 8B9

Canadian Volleyball Association, Mr. Val Keller, Technical Director.  
333 River Road, Vanier, Ontario K1L 8B9

Canadian Water Polo Association, Mr. Doug Darling, Executive Director,  
333 River Road, Vanier, Ontario K1L 8B9

Canadian Water Ski Association, Mrs. Elaine Barnes, Executive Director  
333 River Road, Vanier, Ontario K1L 8B9

Canadian Weightlifting Association, Mr. Paul Trembly, Executive Director,  
333 River Road, Vanier, Ontario K1L 8B9

Canadian Wheelchair Sports, Mr. L. Van Vliet, President,  
307-282 Brockide Terrace, Edmonton, Alta.

Canadian Women's Field Hockey Association, Mr. Eric Donegani, Executive Director,  
333 River Road, Vanier, Ontario K1L 8B9

Canadian Women's Intercollegiate Athletic Union, Ms. Pat Jackson, President,  
Dept. of Phys Educ. University of Saskatchewan, Saskatoon, Sask.

Canadian Yachting Association, Mr. Terence L. Phillips, Executive Director  
33 River Road, Vanier, Ontario K1L 8B9

Coaching Association of Canada, Mr. Lyle Makosky, Executive Director,  
333 River Road, Vanier, Ontario K1L 8B9

Council of Provincial Directors of Sport and Recreation, Mr. Jim Bayer,  
Director of Operations, Dept. of Recreation, Bank of Montreal Tower,  
Hollis Street, Halifax, Nova Scotia

Federation Canadienne de Petanque Inc., Mr. Laurent Ratte, President,  
1856 Ave du College, Plessisville, Quebec

Federation of Canadian Archers, Mr. Ray Crawford, President,  
232 Rouge Road, Winnipeg, Manitoba R3K 1K1

Federation of Silent Sports, Mr. W.H. McGovern, President,  
P.O. Box 369, Mississauga, Ontario

Hockey Canada, P.O. Box 1230, Toronto, Ontario

Judo Canada, Mr. Frank Hatashita, President, 15 Pitcairn Crescent,  
Toronto, Ontario

National Athletic Association, 4000 East rue Beaubien, Montreal, Quebec

National Bowling Association, 1274 Kennedy Road, Scarborough, Ontario

National Equestrian Federation of Canada, Mr. George Jacobsen, President,  
1390 Sherbrook St. W. Montreal, Quebec

National Karate Association, Mr. Masami Tsuruoka, President,  
605 Indian Road, Toronto, Ontario

National Hockey League, 920 Sun Life Building, Montreal, Quebec

North American Cycling Association, 1501 Broadway West,  
Vancouver, British Columbia

Ontario Hockey Association, 24 Merton Street,  
Toronto, Ontario

Ontario Lacrosse Association, 559 Jarvis Street, Toronto, M4Y 2J1

Recreation Institute of Canada, Prof. J. Wright, President,  
University of Guelph, Guelph, Ontario

Royal Canadian Golf Association, Mr. W.T. Hamilton, Manager,  
Suite 203, 696 Yonge Street, Toronto, Ontario

Shooting Federation of Canada, Mr. C. Sills, Executive Director  
333 River Road, Vanier, Ontario K1L 8B9

Soaring Association of Canada, Mr. Walter J. Piercy, President  
184 Churchill Street, Dollard Des Ormeaux, Quebec

Société Canadienne d'education Physique et récréation Inc.,  
8612 A St. Denis, Montreal, Quebec

Sport Participation Canada, Suite 1107, 666 Sherbrooke Street, West,  
Montreal, Quebec

Sports Federation of Canada, 333 River Road, Vanier, Ontario K1L 8B9

YMCA National Council of Canada, Mr. Don McGuaig, National Phys. Ed. Director,  
2160 Yonge Street, Toronto, Ontario

Youth Hostels Association, Mr. Denny Lewis, Executive Director,  
333 River Road, Vanier, Ontario K1L 8B9

PROVINCIAL SPORTS FEDERATIONS

British Columbia Sports Federation, Mr. Thomas Walker, Executive Director,  
1606 West Broadway, Vancouver, B.C.

Sport Alberta, Mr. Ron Butlin, Executive Director, P.O. Box 6930,  
Station D Calgary, Alberta

Saskatchewan Sport, Mr. Rishard Teece, Executive Director,  
1915 South Railway Street, Regina, Saskatchewan

Manitoba Sports Federation, Mr. Gorge Fraser, Portage and Sherbrooke,  
Winnipeg, Manitoba

Sport Ontario, Mr. Al Scott, Managing Director, 559 Jarvis Street,  
Toronto, Ontario

Confederation des Sports du Quebec, Mr. M. Jean Villeneuve,  
1415 Jarry Est, Montreal, Quebec

Sport Nova Scotia, Mr. Ken Mantin, Executive Director, 5516 Spring Garden Road,  
P.O. Box 3010 S, Halifax, Nova Scotia

New Brunswick Sports Federation, Mr. Alex D. McNaught,  
P.O. Box 6000, Fredericton, N.B.

Newfoundland and Labrador Amateur Sports Federation, Mr. Bob Hillier,  
Executive Director, CPO Box 1597, St. Johns, Newfoundland

Prince Edward Island, Mr. Don Leclair, Executive Director,  
P.O. Box 2000, Charlottetown, P.E.I.

Yukon Sports Federation, Mr. Herb Wahl, President, Box 4082, Whitehorse, Yukon

ASSOCIATE MEMBERS

Canadian Association for Health Physical Education and Recreation,  
Mr. William D. Hallett, Executive Director, 333 River Rd, Vanier, Ont. K1L 8B9

Canadian Forces, Directorate of Physical Education and Recreational Training,  
Col.Parr NDHQ, Ottawa, Ontario

Canadian National Exhibition, Exhibition Park, Q.E. Building, Toronto, Ontario

Federation of the Silent Sports of Canada, Mr. W.H. MCGovern, National President,  
P.O. Box 369, Mississauga, Ontario L5A 2A1



SPORTS ASSOCIATIONS AND INSTITUTES

UNITED STATES

Amateur Athletic Union of United States, Ollan C. Cassell,  
Executive Director, 3400 West 86th Street, Indianapolis,  
Indiana 46268

Amateur Fencer's League/Amer., Stephen B. Sobel, President,  
249 Eton Place, Westfield, N.J. 07090

Amateur Hockey Association of the United States, Hal Trumble,  
Executive Director, 7901 Cedar Avenue, Bloomington, Minnesota  
55420

Amateur Skating Union of the United States, Leon Wilmot, President,  
4423 W. Deming Place, Chicago, Illinois 60639

Amateur Softball Association, Don E. Porter, Executive Director,  
2801 N.E. 50th St., P.O. Box 11437, Oklahoma City, Oklahoma 73111

Amateur Trapshooting Association, R. H. "Hilly" Sailer, President,  
601 West National Road, Vandalia, Ohio 45377

American Alliance for Health, Physical Education and Recreation,  
George F. Anderson, Executive Director, 1201 6th Street, N.W.,  
Washington, D.C. 20036

American Amateur Baseball Congress, Inc. Lincoln Hackim, President,  
212 Plaza Bldg, 2855 W. Market Street, P.O. Box 5332, Akron, Ohio  
44313

American Archery Council, Fred Schuette, Executive Secretary and  
Treasurer, 618 Chalmers Street, Flint, Michigan 48503

American Association of College Baseball Coaches, Lee P. Elibracht,  
Secretary Treasurer, 123 Assembly Hall, University of Illinois,  
Champaign, Illinois 61820

American Badminton Association, Jack H. Van Praag, Chairman,  
380 South Euclid Avenue, Apt. 207, Pasadena, California 91101

American Basketball Association, Inc., Tedd Munchak, Commissioner,  
1700 Broadway, 42nd Floor, New York, N.Y. 10019

American Bowling Congress, Albert R. Matzelle, Executive Secretary-  
Treasurer, 5301 South 76th Greendale, Wisconsin 53129

American Camping Association, Inc., Armand B. Ball Jr., Executive  
Vice President, Bradford Woods, Martinsville Indiana 46151

American Canoe Association, Joan Mason, Executive Secretary,  
4260 East Evans, Denver, Colorado 80222

American College Health Association, James W. Dilley, Executive Director,  
2807 Central Street, Evanston, Illinois 60201

American Fishing Tackle Manufacturers Association, Thomas R. Schedler  
Executive Vice President, 20 North Wacker Drive, Chicago,  
Illinois 60606

American Football Coaches Association, William D. Murry,  
Executive Director, Box 8705, Durham, North Carolina 27707

American Hockey League, 31 Elm Street, Suite 533, Springfield,  
Massachusetts 01103

American Indoor Archery Association, J. W. Kelly, Executive  
Secretary-Treasurer, P.O. Box 147, Grayling, Michigan 49738

American Lawn Bowls Association, John, W. Deist, Secretary-Treasurer,  
10337 Cherlin Drive, Sun City, Arizona 85351

American League of Anglers, Otto Teller, President,  
810 18th St. N.W., Washington, D.C. 20006

American Legion Baseball, George W. Rulon, National Director,  
P.O. Box 1055, Indianapolis, Indiana 46206

American Platform Tennis Association, William F. Hoffman, Secretary,  
248 Lorraine Ave. Upper Montclair, New Jersey 07043

American Power Boat Association, Harry Smith, Executive Secretary,  
22811 Greater Mack, St. Clair Shores, Michigan 48080

The American Roque League, Inc., Maryalma Yousey, Secretary-Treasurer,  
4205 Briar Creek Lane, Dallas, Texas 75214

American Shuffleboard Leagues, Mary Cusano, President,  
210 Paterson Plank Road, Union City, New Jersey 07087

American Trophy Manufacturers Association, Charles Villa, Co-Chairmen,  
P.O. Box 195, Hastings-on-Hudson, New York 10706

American Water Ski Association, William D. Clifford, Executive Director,  
Seventh Street and Avenue G, S.W., Winter Haven, Florida 33880

American Whitewater Affiliation, George Larsen, Membership Chairman,  
Box 1584, San Bruno, California 94066

Aqua Lung Dealers Association, Frank Scalli, Director,  
3323 W. Warner Avenue, Santa Ana, California 92702

Archery Lane Operators Association, Sam H. Fudenberg, Executive Secretary,  
1500 North Chatsworth Street, St. Paul, Minnesota 55117

Archery Manufacturers Organization, Fred Schuette, Executive Secretary,  
618 Chairmers Street, Flint, Michigan 48503

Association for Intercollegiate Athletics for Women, Laurie Mabry,  
President, 1201 Sixteenth St., N.W., Washington, D.C. 20036

Athletic Goods Team Distributors. Division of the National Sporting Goods Association, Ken Baldwin, Managing Director, 717 North Michigan Avenue, Chicago, Illinois 60611

The Athletic Institute, Donald E. Bushore, Executive Director, Room 705, Merchandise Mart, Chicago, Illinois 60654

Award Specialists. A Division of the National Sporting Goods Association, Frederick J. Herzog, Managing Director, 717 North Michigan Avenue, Chicago, Illinois 60611

Babe Ruth Baseball, Richard W. Case, President, 1770 Brunswick Avenue, P.O. Box 5000, Trenton, New Jersey 08638

Baseball Writers Association of America, Jack Lang, Secretary-Treasurer, Oregon Drive, Huntington Station, New York 11746

Billiard and Bowling Institute of America, Frederick J. Herzog, Managing Director, 717 North Michigan Avenue, Chicago, Illinois 60611

Billiard Congress of America, Frederick J. Herzog, Managing Director, 717 North Michigan Avenue, Chicago, Illinois 60611

Boat Manufacturers Association, 401 North Michigan Avenue, Chicago, Illinois 60611

Boating Industry Associations, Matthew Kaufman, Administrator, 401 North Michigan Avenue, Chicago, Illinois 60611

Bowling Proprietors' Association of America Inc., V. A. Wapensky, Executive Director, P.O. Box 5802, Arlington, Texas 76011

Bowling Writers Association of America, c/o Jim Fitzgerald, Chicago, Tribune, 435 North Michigan Avenue, Chicago, Illinois 60611

Boys Baseball, Inc., Roy Gillespie, Commissioner, P.O. Box 225, Washington, Pennsylvania

Canadian Association for Health, Physical Education and Recreation, Dr. P. J. Galasso, President, 333 River Road, Vanier City, Ont. K1L 8B9 Canada

Canadian Sporting Goods Association, Miss G. "Gaby" Deschamps, Executive Director, 1315 de Maisonneuve Blvd., West, Suite 702, Montreal, P.Q. Canada

Citizens Savings Athletic Foundation, Elwood A. Teague, Chairman, 9800 S. Sepulveda Blvd., Los Angeles, California 90045.

College Swimming Coaches Association of America, Inc., Theodore Webster, Secretary-Treasurer Daytona Beach, Florida 32016

Collegiate Commissioners. Association, Norvall Neve, Secretary-Treasurer, P.O. Box 6271, Summit Station, Greensboro, North Carolina 27405

Cycle Parts & Accessories Association, Inc. Carrol J. Warrell,  
President, 122 East 42nd Street, New York, 10017

Ducks Unlimited, Inc. Dale E. Whitesell, Executive Vice President,  
P.O. Box 66300, Chicago, Illinois 60666

Eastern Ski Representatives Association, 19 Dungan Street,  
Canadaigua, New York 14424

The Federation of British Manufacturers of Sports and Games  
Limited, G. H. Scott, General Secretary, 145 Oxford Street,  
London, W1R 1TB, England

Florida Campground Association, Inc., Dan Simmons, Executive Director,  
P.O. Box 10084, Tallahassee, Florida 32302

Golf Ball Manufacturers Association, Arthur W. Goettler,  
Executive Secretary, 705 Merchandise Mart, Chicago, Illinois 60654

The Hardware Golf Association, R. Dudley Conner, President,  
4415 West 72 Terrace, Box 8382, Prairie Village, Kansas 66208

Hobby Industry Association of America Inc., Walter W. Caddell,  
Executive Director, 200 fifth Avenue, New York, New York 10010

Ice Skating Institute of America, Thomas E. Hall, Executive Director,  
P.O. Drawer 2506, Fort Myers, Florida 33902

Intercollegiate Association of Amateur Athletes of America,  
Rober M. Whitelaw, Secretary-Treasurer, P.O. Box 3, Centerville, Mass.  
02632

International Association of Approved Basketball Officials, Inc.  
Stewart C. Paxton, Executive Director, 1620 Dual Highway East,  
Hagerstown, Maryland 21740

International Game Fish Association, William K. Carpenter, President,  
3000 E. Las Olas Blvd., Fort Lauderdale, Fla. 33316

International Racquetball Association, Myron Roderick, Executive Director,  
P.O. Box 1016, Stillwater, Oklahoma 74074

International Snowmobile Industry Association, M. B. Doyle,  
President, 1755 S. Jefferson Davis Highway, Suite 312, Arlington,  
Virginia 22202

International Softball Congress, Inc. Carroll Frobes, Executive  
Secretary, 2523 West 14th Street Road, Greeley, Colorado 80631

The Izaak Walton League of America, Jack Lorenz, Executive  
Director, 1800 North Kent Street, Suite 806, Arlington,  
Virginia 22209

George Khoury Association Baseball Leagues Inc., George G. Khoury,  
Executive Director, 10934 Lin-Valle, St. Louis, Mo. 63123

Ladies Professional Golf Association of America, E. M. Erickson,  
Executive Director, 1776 Peachtree Street, N.W., Suite 515,  
Atlanta, Georgia 30309

Little League Baseball, Incorporated, Peter J. McGovern,  
Chairman of the Board and Chief Executive Officer, Williamsport,  
Pennsylvania 17701

Marine Accessories and Services Association, Matt Kaufman,  
Administrator, 401 N. Michigan Ave., Chicago, Illinois 60611

Marine Retailers Association of America, Hubert Spradling,  
President, c/o Mrs. Ruth Johnston, Pace Management Corp.,  
3003 W. Alabama, Houston, Texas 77006

Midwest Ski Representatives Association, Ralph Smith,  
Executive Director, P.O. Box 8420, Minnieapolis, Minnesota 55408

National Amateur Baseball Federation, Ronald E. McMinn,  
Secretary-Treasurer, Route No. 1, Box 280 B, Rose City,  
Michigan 48654

National Archery Association of the United States, Clayton B. Shenk,  
Executive Secretary, 1951 Geraldson Drive, Lancaster, Pennsylvania  
17601

National Association of Amateur Oarsmen, G. Tully Vaughan,  
Executive Secretary, No. 4 Boat House Row, Philadelphia,  
Pennsylvania 19130

National Association of Collegiate Directors of Athletics,  
Michael J. Cleary, Executive Director, 21330 Center Ridge Road,  
Rocky River, Ohio 44116

National Association of Engine and Boat Manufacturers, David R. Parker,  
President, P.O. Box 5555, Grand Central Station, New York, New York  
10017

National Association of Golf Club Manufacturers, Arthur W. Goettler,  
Executive Secretary, 705 Merchandise Mart, Chicago, Illinois 60654

National Association of Professional Baseball Leagues, 225 4th St.  
South, St. Petersburg, Florida 33701

National Association of Skindiving Schools, John Gaffney,  
Executive Director,, 641 W. Willow, Long Beach, California 90813

National Association of Sporting Goods Wholesalers, Rebecca A. Maddy,  
Executive Director, P.O. Box 11344, Chicago, Illinois 60611

National Association of Underwater Instructors Lawrence W. Cushman,  
President, 22809 Barton Road, Colton, California 92324

National Athletic Trainers' Association, Otho Davis, Executive Director,  
Veterans Stadium, c/o Philadelphia Eagles, Philadelphia, Pennsylvania  
19148

National Baseball Congress, Paul W. Deese, President,  
338 S. Sycamore, P.O. Box 1420, Wichita, Kansas 67201

National Basketball Association, J. Walter Kennedy, Commissioner,  
Two Pennsylvania Plaza, Suite 2010, New York, New York 10001

National Bicycle Dealers Association, Inc. Tom K. Sayler,  
Executive Director, 29025 Euclid Avenue, Wickliffe, Ohio 44092

National Bowling Council, R. Lance Elliott, Executive Director,  
1666 K Street, N.W. Washington, D.C. 20006

National Collegiate Athletic Association, Walter Byers, Executive  
Director, U.S. Highway 50 & Nall Avenue, P.O. Box 1906, Shawnee  
Mission, Kansas 66222

National Court Clubs Association, Morton Leve, Executive Director,  
4101 Dempster St., Skokie, Illinois 60076

National Duck Pin Bowling Congress, A.L. Ebersole, Executive  
Secretary, 711 - 14th St., N.W., Washington, D.C.

National Federation of State High School Associations,  
Clifford B. Fagan, Executive Secretary, 400 Leslie Street,  
Elgin, Illinois 60120

National Fencing Coaches Association of America, Alfred R. Peredo,  
President, Hatfiled Road, R.D. No. 1, Mahopac, New York 10541

National Field Archery Association, Ervin W. Belt, Executive Secretary,  
Route 2, Box 514, Redlands, California 92373

National Football League, Pete Rozelle, Commissioner,  
410 Park Avenue, New York, New York 10022

National Forest Recreation Association, Francis A. Wallace,  
Executive Vice President, 22841-A Medina Lane, Cupertino,  
California 95014

National Golf Foundation, Don A. Rossi, Executive Director,  
Merchandise Mart, Chicago, Illinois 60654

National High School Athletic Coaches Association, Carey E. McDonald,  
P.O. Box 16042, Orlando, Florida 32811

National Hiking & Ski Touring Association, William R. Rusin,  
President Box 7421, Colorado Springs, Colorado 80933

National Industrial Recreational Association, Michael A. Fryer,  
Executive Director, 20 North Wacker Drive, Chicago, Illinois 60606

National Intercollegiate Squash Racquets Association, Peter Lyman,  
Secretary-Treasurer, c/o University of Rochester, Rochester, New York

National Jogging Association, Gary K. Olsen, Executive Director and  
Treasurer, 1910 K Street, N.W., Suite 202, Washington, D.C. 20006

National Junior College Athletic Association, George E. Killian,  
Executive Director, Box 1586, Hutchinson, Kansas 67501

National Knitted Outerwear Association, Sidney S. Korzenik,  
Executive Director and Counsel, 51 Madison Avenue, New York,  
New York 10010

National Marine Representatives Association, Matt Kaufman,  
Executive Director, 401 North Michigan Avenue, Room 1425,  
Chicago, Illinois 60611

National Paddleball Equipment and Rules, Sports Building University  
of Michigan, Ann Arbor, Michigan 48104

National Recreation and Park Association, Dwight, F. Rettie,  
Executive Director, 1601 North Kent Street, Arlington,  
Virginia 22209

National Reloading Manufacturers Association, Bill Chevalier,  
Executive Secretary, 1220 S.W. Morrison Street, Suite 601,  
Portland, Oregon 97205

National Rifle Association of America, Merrill W. Wright,  
President, 1600 Rhode Island Avenue, Washington, D.C. 20036

National Shooting Sports Foundation, Warren Page, President,  
1075 Post Road, Riverside, Connecticut 06878

National Shuffleboard Association, Inc. Kay Smock, Secretary  
10418 N.E. 2nd Avenue, Miami, Florida 33138

National Skeet Shooting Association, James M. Leer, Executive Director,  
P.O. Box 28188, San Antonio, Texas 78228

National Ski Areas Association, Cal Conniff, Executive Director  
61 South Main Street, P.O. Box 83, West Hartford, Connecticut  
06107

National Ski Patrol System, Inc., Edward L. Ericson, Executive  
Administrator, 2901 Sheridan, Blvd., Denver, Colorado 80214

National Soccer Coaches Association of America, Robert DiGrazia,  
Executive Secretary, 668 La Vista Road, Walnut Creek, California 94598

National Sporting Goods Association, G. Marvin Shutt, Executive Director,  
717 North Michigan Avenue, Chicago, Illinois 60611

National Sportcasters and Sportswriters Association, Box 559,  
Salisbury, North Carolina 28144

National Swimming Pool Institute, Robert H. Steel, CAE, Executive  
Vice President, 2000 K Street, N.W., Washington, D.C. 20006

National Wholesale Hardware Association, Thomas A. Fernley III,  
Managing Director, 1900 Arch Street, Philadelphia, Pennsylvania 19103

National Wildlife Federation, Thomas L. Kimball, Executive Vice President, 1412 Sixteenth Street, N.W., Washington, D.C. 20036

National Wrestling Coaches Association, Marvin G. Hess, Executive Vice President, P.O. Box 8002, Foothill Station, Salt Lake City, Utah 84108

Nauti Diving Association, Larry Cushman, President, 22809 Barton Road, Colton, California 92324

New England Ski Representatives, Duncan Langdon, Jr., Executive Secretary, R.D. 2, Stowe, Vermont 05672

North American Family Campers Association, P.O. Box 308, Newburyport, Mass. 01951

Outboard Motor Manufacturers Association, Matt Kaufman, Administrator, 401 North Michigan Avenue, Chicago, Illinois 60611

Outdoor Sports Stores. Division of The National Sporting Goods Association, William J. Jonas, Managing Director, 717 North Michigan Avenue, Chicago, Illinois 60611

Outdoor Writers Association of America, Inc., Edwin W. Hanson, Executive Director, 4141 W. Bradley Road, Milwaukee, Wisconsin 53209

Pop Warner Junior League Football, Anthony F. Visco, National Football Commissioner 1315 Walnut Street Building, Suite 606, Philadelphia, Pennsylvania 19107

President's Council on Physical Fitness and Sports, C. Carson, Executive Director, Room 3030 Donohoe Building, 400 6th Street, S.W., Washington, D.C. 20201

Professional Archers Association, Leslie L. Brown, President, P.O. Box 7609, Flint, Michigan 48507

Professional Bowlers Association of America, Joseph R. Antenora, Executive Director, 1720 Merriman Road, Akron, Ohio 44313

Professional Golfers' Association of America, Mark H. Cox, Executive Director, Box 12458, Lake Park, Florida 33402

Professional Ski Instructors of America Inc. John M. Heller, Jr., Executive Director, 1726 Champa, Suite 300, Denver, Colorado 80202

Recreational Vehicle Dealers of America, Hilton C. Peaster, Executive Director, 711 Orchard Street, Deerfield, Illinois 60015

Recreational Vehicle Industry Association, Douglas W. Toms, President, 2720 Des Plaines, Illinois 60018



Roller Skating Rink Operators Association of America,  
George Pickard, Executive Director, 7700 "A" Street, Lincoln  
Nebraska 68510

Salmon Unlimited Inc. Ken Dumong, President,  
7803 Palma Lane, Morton Grove, Illinois 60053

Sierra Club, Michael McCloskey, Executive Director,  
1050 Mills Tower, 220 Bush Street, San Francisco,  
California 94104

Ski Council of America, Doris Taplinger, President,  
415 Madison Avenue, New York, New York 10017

Ski Industries of America, Ralph A. Des Roches,  
Executive Vice President, 3 Dearborn Road, Peabody, Mass. 01960

Ski Retailers Council, Doris Taplinger, Director,  
415 Madison Avenue, New York, New York 10017

Ski Retailers International. A Division of The National Sporting  
Goods Association. Gil Hanesworth, Managing Director, 717  
North Michigan Avenue, Chicago, Illinois 60611

Southeastern Sporting Goods Jobbers Association, Dick H. Wallman,  
President, c/o Leonard Melton Co. 129 Second Ave., Nashville, Tenn.

Sport Fishery Research Foundation, C. R. Porthouse, President,  
608 13th Street, N.W., Suite 801, Washington, D.C. 20005

Sport Fishing Institute, Richard H. Stroud, Executive Vice President,  
608 13th Street, N.W., Suite 801, Washington, D.C. 20005

Sport Arms and Ammunition Manufacturers' Institute, W. B. Horn,  
President, 420 Lexington Avenue, New York, New York 10017

Sporting Goods Manufacturers Association, Arthur W. Goettler, Executive  
Secretary, 705 Merchandise Mart, Chicago, Illinois 60654

Sporting Goods Representatives Association, Lois Halinton Kretske,  
Executive Director, P.O. Box A, Morton Grove, Illinois 60035

The Sports Foundation, Inc., Gil Hanesworth, Managing Director,  
717 North Michigan Avenue Chicago, Illinois 60611

Tackle Representatives Association, Lois Halinton Kretske, Executive  
Director, P.O. Box A, Morton Grove, Illinois 60035

Tennis Foundation of North America Inc., J. W. Mountford, Executive  
Director, 705 Merchandise Mart, Chicago, Illinois 60654

Trailer Manufacturers Association, Matt Kaufman, Administrator,  
401 North Michigan Avenue, Chicago, Illinois 60611

Trout Unlimited, Mike Owen, Secretary-Treasurer,  
4260 East Evans, Denver, Colorado 80222

U.S. Cross Country Coaches Association. Mel Brodt, Secretary,  
c/o Mel Brodt, Bowling Green State University, Bowling Green,  
Ohio

United States Figure Skating Association, Roy Winder,  
Executive Secretary, Sears Crescent, Suite 500, City Hall Plaza,  
Boston, Mass. 02108

United States Golf Association, P. J. Boatwright, Executive Director,  
"Golf House", Far Hills, New Jersey 07931

United States Gymnastics Federation, Frank L. Bare, Executive Director,  
P.O. Box 4699, Tuscon, Arizona 85717

U.S. Handball Association, Morton Leve, Executive Secretary  
4101 Dempster, Skokie, Illinois 60076

United States Lawn Tennis Association Inc., Michael J. Burns,  
Executive Secretary, 51 East 42nd Street, New York, New York 10017

United States Olympic Committee, Col. F. Don Miller, Executive Director,  
Olympic House, 57 Park Avenue, New York, New York 10016

U.S. Paddleball Association, C. Lecakes, President,  
243 East 27 Street, New York, New York 10016

U.S. Paddle Tennis Association, Murray Geller, President,  
189 Seeley Street, Brooklyn, New York 11218

United States Parachute Association, Norman E. Heaton,  
Executive Director, P.O. Box 109, Monterey, California 93940

U.S. Professional Tennis Association, Inc., Tex Schwab, President,  
P.O. Box 145, Wakefield Station, Bronx, New York 10466

United States Racquetball Association, Robert W. Kendler, President,  
4101 Dempster Street, Skokie, Illinois 60076

United States Revolver Association, Stanley A. Sprague,  
Executive Secretary, 59 Alvin Street, Springfield, Massachusetts 01104

United States Ski Association, President, Richard Goetzman,  
1726 Champa Street, Suite 300, Denver, Colorado 80202

United States Soccer Federation, Kurt Lamm, Secretary,  
Suite 4010, Empire State Building, 350 Fifth Avenue, New York,  
New York, 10001

United States Squash Racquets Association Inc., Darwin P. Kingsley III,  
Executive Director, 211 Ford Road, Bala-Cynwyd, Pennsylvania 19004

United States Table Tennis Association, Richard F. Feuersten, Affiliates  
Committee Chairman, 1031 Jackson Street, St. Charles, Missouri 63301

U.S. Tennis Court and Track Builders Association, Carl A. Wangman,  
Executive Secretary, 1201 Waukegan Road, Glenview, Illinois 60025

United States Volleyball Association, Albert Monaco, Executive Director,  
557 Fourth Street, San Francisco, California 94107

Western Winter Sports Representatives Association, Jerry Kilsberg,  
Executive Director, 1770 South Amphlett Blvd., Suite 1103, San Mateo,  
California 94402

Wildlife Management Institute, Daniel A. Poole, President,  
709 Wire Building Washington, D.C. 20005

Womens' International Bowling Congress, Inc., Miss Flora E. Mitchell,  
Executive Secretary-Treasurer, 5301 South 76th Street, Greendale,  
Wisconsin 53129

SPORTS JOURNALS AND PERIODICALS

CANADA

Aim.	Shooting Federation of Canada, Ottawa.
Alberta lacrosse.	Edmonton.
Aquatic news Canada.	Canadian Federation of Amateur Aquatics.
Association canadienne de entraîneurs. Bulletin.	
Badminton review.	Canadian Badminton Association.
Better boating.	Scarborough, Ontario.
Bowling news.	Scarborough, Ontario.
Canada West University Athletic Association.	
Canadian alpine journal.	
Canadian Amateur boxing news.	
Canadian Amateur Football Association. Annual report.	
Canadian Amateur Hockey Association. Annual report.	
Canadian Amateur Swimming Association. Annual report.	
Canadian archer.	Preceded by: Federation of Canadian Archers. Bulletin.
Canadian Association for Health, Physical Education and Recreation. Journal.	Preceded by: Canadian Association for Health, Physical Education and Recreation. Bulletin.
Canadian boating.	Incorporates: Canadian power and sail.
Canadian camping.	Canadian Camping Association.
Canadian Canoe Association Annual report.	

Canadian Canoe Association. Bulletin.	
Canadian coach.	Canadian Intercollegiate Athletic Union.
Canadian cricketer.	
Canadian curling news.	
Canadian cyclist/Cycliste canadien.	Canadian Cycling Association.
Canadian diving news.	Barrie, Ontario.
Canadian Equestrian.	Canadian Equestrian Tream.
Canadian Equestrian Team. Press book.	
Canadian field hockey association. Handbook and directory.	
Canadian field hockey news.	Canadian Field Hockey Council.
Canadian guider.	Girl Guides of Canada.
Canadian Gymnastic, Federation. Bulletin.	
Canadian handgun.	Ontario Handgun Association.
Canadian horse.	
Canadian intramural newsletter.	Dept. of Athletics, Univ. of Waterloo.
Canadian journal of history of sport and physical education.	
Canadian Ladies Golf Association. Minutes of annual meeting.	
Canadian Ladies Golf Association. Yearbook.	
Canadian Lawn Tennis Association. Yearbook.	
Canadian leader.	Ottawa.
Canadian parachutist/Parachutiste canadien.	Canadian Sport Parachuting Association.
Canadian Parks and Recreation Association. Membership roster.	

Canadian Parks and Recreation  
Association, Proceedings.

canadian quaterhorse journal.

Canadian skater. Canadian Figure Skating Association.

Canadian soccer news, Canadian Soccer Association.

Canadian table tennis news. Canadian Table Tennis Association.

Canadian Volleyball Association,  
Annual directors meeting.

Canadian Weightlifting Federation. Preceded by; National Weightlifting  
Official News. Association, Official news bulletin.

Canadian Wheelchair Sports  
Association, Annual meeting  
minutes.

Canadian Wheelchair Sports  
Association. Newsletter.

Canadian Youth Hostels Association.  
Bulletin.

Catch. Ottawa,

Coaching Association of Canada.  
Bulletin.

Coaching Association of Canada.  
Communiqué.

The Corinthian, Rexdale, Ontario,

The curler. Toronto,

Dive Canada. Ontario Underwater Council.

Fédération d'athlétisme du Québec,  
Bulletin.

Fédération of Canadian Archers.  
Bulletin.

Gam on yachting. Toronto.

The gazette. Alpine Club of Canada.

Golf Canada, Montreal, Preceded by; Golf and  
club news,

Grand slam, Canadian Amateur Softball Association.

The green.	Canadian Lawn Bowling Council.
Hockey news.	Montreal.
Hockey world.	Montreal.
Junior olympics news.	Montreal.
Mouvement.	Association de professionnels de l'activité physique du Québec.
New Brunswick sports news/Sport nouvelles, Nouveau-Brunswick.	
Olympresse.	Montreal.
Ontario Track and Field Coaches' Association. Technical Bulletin.	
Orienteering Canada.	Canadian Orienteering Federation.
Outdoor Canada.	
Pacific hosteller.	Canadian Youth Hostels Associations. Pacific Region.
Para tracks.	Canadian Paraplegic Association.
Pools, parks and rinks.	Don Mills, Ontario.
The racer.	Canadian Amateur Speed Skating Association.
Racquets Canada.	Canadian Lawn Tennis Association.
Recreation Canada.	Canadian Parks and Recreation Association.
Recreation reporter.	B.C. Recreation Association.
Recreation review.	Ontario Research Council on leisure.
Recreation Saskatchewan.	Saskatchewan Parks and Recreation Association.
Sailing forum.	Canadian Yachting Association.
Shooting Federation of Canada. Bulletin.	
Ski Canada journal.	Canadian Ski Association.
Ski Canada nautique.	Canadian Water Ski Association.

Ski magazine,	Quebec.
Ski runner.	Toronto Ski Club.
The spiker.	Canadian Volleyball Association.
Sport articles.	Vanier
Sport illustré.	La Prairie, Québec.
Sport illustré mag.	Montreal.
The sportcaster.	Victoria.
Sporting goods Canada.	
Sporting goods news.	
Sports events calendar/Calendrier des événements sportifs.	
Sports/famille.	Montreal.
Sports, recreation and fitness.	Fitness Institute, Willodale, Ont.
Sportscene.	Toronto.
Swim.	Toronto.
Synchronized Canada.	Canadian Amateur Synchronized Swimming Association.
Trailblazer.	Canadian Youth Hostels Association. Mountain Region.
University of Saskatchewan. Huskies. News release.	
Volleyball technical journal.	Scarborough.
Water pole in Canada.	
Western Canada skier	
Wrestler.	



SPORTS PERIODICALS AND DIRECTORIES

UNITED STATES

Boating and Yachting

American Boating	Real Resources Group, Publishing Division Box A Reno, Nevada 89506
Boat Builder	Davis Publications Inc. 229 Park Avenue South New York, N. Y. 10003
Boating	Ziff-Davis Publishing Co., Inc. One Park Avenue New York, N. Y. 10016
Boat Owners Buyers Guide	Yachting Publishing Corp. 50 W. 44th Street New York, N. Y. 10036
Canoe	The Webb Co., Inc. 1999 Shepard Road St. Paul, Minn. 55116
Cruising World	Cruising World Publications Inc. 411 Thames Street Newport, R. I. 02840
Ensign, The	United States Power Squadrons Publication Office P. O. Box 5007 2031 Place Court, Suite 14 San Mateo, Calif. 94402
Go Boating	Graphic Publications, Inc. 261 S.W. 6th Street Miami, Fla. 33130
Gondolier	Gondolier Enterprises Inc. 115 N.E. 20th Avenue P.O. Box 7516 Fort Lauderdale, Fla. 33304
Lakeland Boating	Published monthly 412 Longshore Drive Ann Arbor, Mich. 48107
Marine and Recreation News	Marina News, Inc. 27601 Little Mack Ave. St. Clair Shores, Mich. 48081

Motorboat	Motorboat Inc. 38 Commercial Wharf Boston, Mass. 02110
Motor Boating & Sailing	The Hearst Corp. 224 W. 57th Street New York, N. Y. 10019
Pacific Skipper	Penant Publishing Co. Inc. 2630 Avon Street Newport Beach, Calif. 92660
Powerboat	Nordco Publishing Inc. 15917 Strathern Street Van Nuys, Calif 91406
Power Boat Annual and Accessory Directory	Marine Publications 130 Shepard Street Lawrence, Mass. 01843
Rudder	Fawcett Publications Inc. 1515 Broadway New York, N. Y. 10036
Sail Sailboat & Equipment Directory	Published monthly by Sail Magazine 38 Commercial Wharf Boston, Mass. 02110
Sailing	Port Publications Inc. 125 E. Main Street Port Washington, Wis. 53074
Sea	CBS Publications The Consumer Publishing Division of CBS Inc. 1499 Monrovia Avenue Newport Beach, Calif. 92663
Sea Boating Almanac	Sea Boating Almanac Box Z Ventura, Calif. 93001
Southern Boating	Southern Boating & Yachting Inc. 615 S.W. Second Avenue Miami, Fla. 33130
Trailer Boats	Poole Publications Inc. 1512 W. Magnolia Blvd. P. O. Box 6697 Burbank, Calif. 91506
Watersport	Market Communications Inc. 534 N. Broadway Milwaukee, Wis. 53202

Waterway Guide	Marine Annuals Inc. P.O. Box 1486 Annapolis, Md. 21404
Yachting	Yachting Publishing Corp. 50 W. 44th Street New York, N. Y. 10036
Yachting News	Duncan Publications 4320 Atlantic Avenue Suite 11B Long Beach, Calif. 90807
Yacht Racing	One-Design Yachtsman Inc. 143 Rowayton Avenue P.O. Box 305 Rowayton, Conn. 06853
Yachtsman's Guide to the Bahamas	Tropic Isle Publishers Inc. P.O. Box 340866
Yachtsman's Guide to the Virgin Islands	Coral Gables, Fla. 33134
<u>Campers, Recreations Vehicles, Mobile Homes &amp; Trailers</u>	
Chicagoland Snowmobiler	Hertzberg & Kramer Inc. 7400 N. Waukegan Road Niles, Ill. 60648
Family Motor Coaching	Family Motor Coach Assoc. P.O. Box 44144 Cincinnati, Ohio 45244
Mobile Living	National Association of Trailer Owners Inc. P.O. Drawer 1418 1323 Main Street Sarasota, Fla. 33578
Motorcamping Handbook	Times Mirror Magazines Inc. a Div. of Times Mirror Co. 380 Madison Avenue New York, N. Y. 10017
Motorhome Life & Camper Coachman	Trailer Life Publishing Co. Inc. 23945 Craftsman Road Calabasas, Calif. 91302
Snotrack	Market Communications Inc. 534 N. Broadway Milwaukee, Wis. 53202

Snow Goer Snow Goer RACING Annual	Publications Div. of The Webb Co. 1999 Shepard Road St. Paul, Minn. 55116
Snowmobiler's Race & Rally	Snowmobiler's Publications Inc. P.O. Box 182 Alexandria, Minn. 56308
Snow Sports Snow Sports Invitation to Snowmobiling	Snow Sports Publications Inc. 1500 E. 79th Street Suite 98 Minneapolis, Minn. 55420
Trailer Life	Trailer Life Publishing Co. Inc. 23945 Craftsman Road Calabasas, Califi. 91302
Western Mobile News	Modern Housing Inc. 4043 Irving Pl. Culver City, Calif. 90230
<u>Camping &amp; Outdoor Recreation</u>	
Appalachia	Appalachian Mountain Club 5 Joy Street Boston, Mass. 02108
Backpacker	Backpacker Inc. 28 W. 44th Street New York, N. Y. 10036
Backpacking Journal Camping Hournal	Davis Publications Inc. 229 Park Avenue South New York, N. Y. 10003
Camping & Trailer Guide	Rajo Publications Inc. P.O. Box 1014 Grass Valley, CALif. 95945
Colorado	Colorado Magazine Inc. 7190 N. 14th Avenue Denver, Colorado 80215
Koa Handbook and Directory for CRmpers	Webb Co. 1999 Shepard Road St. Paul, Minn. 55116
Northeast Outdoors	Northeast Outdoors Inc. 95 N. Main Street Waterbury, Conn. 06702
Rand McNally Campground and Trailer Park Guide	Rand McNally and Co. P.O. Box 728 Skokie, Ill. 60076

Sunset Western Campsite Directory	Lane Magazine & Book Co. Menlo Park, Calif. 94025
Trailer Life	Trailer Life Publishing Co. 23945 Craftsman Road Calabasas, Calif. 91302
Trails-a-Way	T.A.W. Publishing Co. 9731 Riverside Drive Greenville, Mich. 48838
Western Mobile News	Modern Housing Inc. 4043 Irving Place Culver City, Calif. 90230
Wilderness Camping	American Youth Hostels (AYH) United States Canoe Assoc. Inc. 1597 Union Street Schenectady, N. Y. 12309
Woodall's Mobile Home & Park Directory	Woodall Publishing Co. 500 Hyacinth Place Highland Park, Ill. 60035
Woodall's Trailer Travel Magazine	
<u>Fishing &amp; Hunting</u>	
Alaska	Alaska Northwest Publishing Co. Box 4-EEE Anchorage, Alaska 99509
All Outdoors	Southwestern Associates Inc. P.O. Box 700 Denison, Tex. 75020
American Rifleman, The	National Rifle Ass. of America 1600 Rhode Island Ave, N.W. Washington D.C. 20036
American Shotgunner, The	Celebrity Sports, Inc. P.O. Box 3351 Reno, Nevada 89505
Bassmaster Magazine	Bass Anglers Sportsman Society P.O. Box 3044 Montgomery, Ala. 36109
Bowhunter	Blue. J. Publications Inc. O.O. Box 5377 Fort Wayne

Cord Fishing Annuals	Cord Communications Corp.
Cord Guns/Hunting Guides	25 W. 43rd Street
	New York, N. Y. 10036
Ducks Unlimited	Ducks Unlimited Inc.
	P.O. Box 66300
	Chicago, Ill. 60666
Field & Stream	CBS Consumer Publishing
	383 Madison Avenue
	New York, N. Y. 10017
Fishing Facts	Northwoods Publishing Co. Inc.
	U. S. Hwys. 41 - 45
	P.O. Box 609
	Menomonee Falls, Wis. 53051
Fishing and Hunting News	Outdoor Empire Publishing Inc.
	P.O. Box C-19000
	511 Eastlake Avenue E.
	Seattle, Wash. 08109
Fishing in Maryland & The Mid-Atlantic	Fishing in Maryland & the
	Mid-Atlantic
	P.O. Box 1892
	Baltimore, Md. 21203
Fishing World	Allsport Publishing Corp.
	Editorial Office
	51 Atlantic Avenue
	Floral Park, N. Y. 11001
Florida Sportsman	Wickstrom Publishers Inc.
	2701 S. Bayshore Drive
	Miami, Fla. 33133
Fly Fisherman Magazine	Fly Fisherman Magazine Inc.
	Manchester, Vt. 05254
Fur-Fish-Game	A. R. Harding Publishing Co.
	2878 E. Main Street
	Columbus, Ohio 43209
Great Lakes Sportsman	Sportman Publications Inc.
	26555 Evergreen Road
	Suite 410
	Southfield, Mich. 48076
Guns and Ammo	Petersen Publishing Co. Inc.
	Sunset Blvd.
	Los Angeles, Calif. 90069
Guns Magazine	Publishers' Development Corp.
	N. Central Ave.
	Skokie, Ill 60076

Guns Magazine's Annuals	Publishers Development Corp.
Guns Magazine's Redbook of Used Gun Values	8150 N. Central Park Skokie, Ill. 60076
Gunsport and Gun Collector	Leisure Publishing Inc. 711 Penn Avenue Pittsburgh, Pa. 15222
Gun Week	Amos Press Inc. 911 Vadelmark Road P.O. Box 150 Sidney, Ohio 45365
Gun World	Gallant Publishing Co. 34249 Camino Capistrano P.O. Box HH Capistrano Beach, Calif. 34249
Handloader Magazine, The	Wolfe Publishing Co Inc. 138 N. Montezuma St. P.O. Box 3030 Prescott, Ariz. 86301
Hunters' Guns	Maco Publishing Co. Inc.
Maco's Fishing Annual	699 Madison Avenue
Maco's Fishing Guidebook	New York, N. Y. 10021
New England Sportsman	Sportsman Publications 26555 Evergreen Road Suite 410 Southfield, Mich. 48076
Outdoor Arizona	Phoenix Publishing Inc. 4707 N. 12th St. Phoenix, Ariz. 85104
Outdoor Life	Times Mirror Magazine Inc. a Div. of Times Mirror Co. 380 Madison Avenue New York, N. Y. 10017
Outdoor Press, The	The Outdoor Press N. Ruby Street Spokane, Washington 99207
Outdoors Today	Outdoors Today Inc. P.O. Box 6852 St. Louis, Mo. 63144
Pennsylvania's Outdoor People	Dardanell Publications Inc. 610 Beatty Road

Rifle	Wolfe Publishing Inc. 138 N. Montezume St. P.O. Box 3030 Prescott, Ariz. 86301
Skeet Shooting Review	National Skeet Shooting Ass. P.O. Box 28188 San Antonio, Tex. 78228
Southern Outdoors	Bass Anglers Sportsman Society P.O. Box 3044 Montgomery, Ala. 36109
Sports Afield	The Hearst Corporation 250 W. 55th Street New York, N. Y. 10019
Sports Afield Annuals	
Sports Afield Fishing Annual	
Sports Afield Gun Annual	
Sports Afield Hunting Annual	
Texas Fisherman, The	Cordovan Corp. 5314 Bingle Road Houston, Texas 77018
Texas Outdoor Guide	Bryceco International, Inc. P.O. Box 55573 5400 Memorial Drive Houston, Tex. 77007
Trap & Field	Amateur Trapshooting Association 1100 Waterway Blvd. P.O. Box 567B Indianapolis, Ind. 46206
Trap & Field Average Book	
Trout	Trout Unlimited 4260 E. Evans Ave. Denver, Colo. 80222
Western Outdoor News	Western Outdoors Publications 2939 Birch Street Newport Beach, Calif. 92660
Western Outdoors	
<u>Horses, Riding &amp; Breeding</u>	
American Horseman	Countrywide Publications Inc. 257 Park Ave. South New York, N. Y. 10010
Arabian Horse News, The	The Arabian Horse News, Inc. P.O. Box 2264 Fort Collins, Colo. 80522
Arabian Horse World	



Backstretch, The	United Thoroughbred Trainers of America Inc. 19363 James Couzens Hwy. Detroit, Mich. 48235
Blood Horse, The	Thoroughbred Owners and Breeders Association 1736 Alexandria Drive P.O. Box 4038 Lexington, Ky. 40504
Harness Horse, The	The Harness Horse, Inc. P.O. Box 1831 Harrisburg, Pa. 17105
Chronicle of the Horse, The	Chronicle of the Horse Inc. Box 46 Middleburg, Va. 22117
Hoof Beats	United States Trotting Assoc. 750 Michigan Ave. Columbus, Ohio 43215
Hoof and Horn	Hoof and Horn Publishing Co. Inc. P.O. Box 2020 Evergreen, Colo. 80439
Horse Lover's National Magazine	All-Breeds Publication 651 Brannan Street San Francisco, Calif. 94107
Horseman, The Magazine of Western Riding	Cordovan Corp. 5314 Bingle Road Houston, Tex. 77018
Horsemen's Journal	Horsemen's Journal Inc. 6000 Executive Blvd. Suite 317 rockville, Md. 20852
Horse, of Course!	Derbyshire Publishing Co. Inc. Temple, N. H. 03084
Horse & Rider	Horse & Rider Magazine P.O. Box 555 Temecula, Calif. 92390
Horse & Rider All-Western Yearbook	Rich Publishing Inc. P.O. Box 555 Temecula, Calif. 92390

Horsetrader, The	The Horsetrader Inc. 4131 Erie Street Wiloughby, Ohio 44094
Hub Rail	Hub Rail Inc. A div of Advancement Palnning Groups Inc. 6076 Sunset Blvd. Suite 3 Columbus, Ohio 43229
National Horseman	The National Horseman Co. P.O. Box 4067 Baxter Station Louisville, Ky. 40204
Quarter Horse Journal, The	American Quarter Horse Ass. 3014 W. 10th Amarillo. Texas 79102
Quarter Racing Record, The	The Quarter Racing Publishers Inc. Box 2473 Fort Worth, Tex. 76101
Saddle and Bridle	Saddle and Bridle Inc. 2333 Brentwood Blvd. St. Louis, Mo. 63144
Thoroughbred Record, The	Record Publishing Co. Inc. P.O. Box 11788 904 N. Broadway, Lexington, Ky. 40511
Voice of the Tennessee Walking Horse	Voice Publishing Co. 3710 Calhoun Avenue P.O. Box 6009 Chattanooga, Tenn. 37401
Western Horseman, The	The Western Horseman Inc. 3850 N. Nevada Avenue Colorado Springs, Colo. 80933
<u>Sports</u>	
Archery World	Market Communications Inc. 534 N. Broadway, Milwaukee, Wis. 53202
Arena Sports Group	355 Lexington Ave. New York, N. Y. 10017
Athletic Journal	The Athletic Journal Publish. Co. 1719 Howard Street Evanston, Ill. 60202

Baseball Digest	Century Publishing Co. 1020 Church St. Evanston, Ill. 60201
Bicycling!	Capital Management Publications 119 Paul Drive Box No. 3330 San Rafael, Calif. 94902
Big Eight, The	Football Enterprises Inc. P.O. Box 20688 Oklahoma City, Okla. 73120
Bike World	World Publications P.O. Box 366 Mountain View, Calif. 94040
Black Belt	Rainbow Publications Inc. 1845 W. Empire Ave. Burbank, Calif. 91504
Black Sports	Black Sports Inc. 31 E. 28th Street New York, N. Y. 10016
Bow & Arrow	Gallant Publishing Co. Inc. 34249 Camino Capistrano P.O. Box HH Capistrano Beach, Calif. 92624
Buffalo Fan	Buffalo Fan Inc. P.O. Box 294 Buffalo, N. Y. 14240
Century Sports Network	Century Publishing Co. 1020 Church Street Evanston, Ill. 60201
Coach and Athlete	Coach and Athlete Inc. 1421 Mayson Street N.E. Atlanta, Ga. 30324
College Game, The	Spencer Marketing Services 370 Lexington Avenue New York, N. Y. 10017
Country Club Golfer	Country Club Golfer Corp. 2171 Campus Drive Irvine, Calif 92664
Florida Golfer	McAskill Publications P.O. Box 530575 Buena Vista Station Miami, Fla. 33153

Football Digest	Century Publishing Co. 1020 Church Street Evanston, Ill. 60201
Football News, The	Football News Co. 19830 Mack Avenue Grosse Point Woods, Mich 48236
Fore	Southern California Golf Ass. Golf House West 3740 Cahuenga Blvd. North Hollywood, Calif 91604
Golf Digest	Golf Digest Inc. 297 Westport Avenue Norwalk, Conn. 06856
Golf Journal	Chilton Co. Chilton Way Radnor, Pa. 19089
Golf Magazine	Times Mirror Magazines Inc. a Div. of Times Mirror Co. 380 Madison Avenue New York, N. Y. 10017
Golf World Newsweekly	Golf World Co. Inc. Box 2000 Southern Pines, N. C. 28387
Gun Report, The	World-Wide Gun Report Inc. 110 S. College Avenue P.O. Box 111 Aledo, Ill. 61231
Hockey Digest	Century Publishing Co. 1020 Church Street Evanston, Ill. 60201
Karate Illustrated	Rainbow Publications Inc. 1845 W. Empire Avenue Burbank, Calif. 91504
KC Fan	Fan Publications Inc. Box 2298 Shawnee Mission, Kans. 66201
Letterman	Campus Communications Inc. Box 804 Weaton, Ill. 60187
Maco Baseball Annuals	Maco Publishing Co. Inc. 699 Madison Avenue New York, N. Y. 10021

Midwest Skiers' Guide	Midwest Skiers' Guide P.O. Box 362 Barrington, Ill. 60010
Northwest Skier	Western Ski Promotions 903 N.E. 45th Box 4029 University Station Seattle, Wash. 98105
Official U.S.L.T.A. Tennis Yearbook	H.O. Zimman Inc. 156 Broad St. Lynn, Mass. 01901
PGA Book of Golf	PGA Corp. Lake Park, Box 12458 Lake Park, Fla. 33403
Precision Shooting	Precision Shooting Inc. Box 6 Athens, Pa. 18810
Professional Sports Publications	Professional Sports Publications Inc 310 Madison Avenue New York, N. Y. 10017
Pro Football Weekly	Pro Football Weekly Inc. 5606 N. Western Avenue Chicago, Ill. 60659
Pro Quarterback	Popular Publications Inc. 420 Lexington Avenue New York, N. Y. 10017
Relax	Star Enterprises Inc. 136-140 N. Montezuma Street P.O. Box 2409 Prescott, Ariz. 86301
Runner's World	World Publications P.O. Box 366 Mountain View, Calif. 94040
RX Sports and Travel	Rx Golf and Travel Inc. 447 S. Main Street Hillsboro, Ill. 62049
Scholastic Coach	Scholastic Magazines Inc. 50 W. 44th Street New York, N. Y. 10036

Senior Golfer	Senior Golf Publications Co. P.O. Box 4716 Clearwater, Fla. 33518
Skating	United States Figure Skating Ass. Sears Crescent Suite 500 City Hall Plaza Boston, Mass. 02101
Ski	Times Mirror Magazines Inc. a Div. of Times Mirror Co. 380 Madison Avenue New York, N. Y. 10017
Skier	Eastern Ski Association div. of U.S. Ski Association 22 High Street Brattleboro, Vt. 05301
Skiing	The Ziff-Davis Publishing Co. Inc. One Park Avenue New York, N. Y. 10016
Ski Magazine's Guide to Cross Country Skiing	Times Mirror Magazines Inc. 380 Madison Avenue New York, N. Y. 10017
Skin Diver Magazine	Petersen Publishing Co. 8490 Sunset Blvd. Los Angeles, Calif. 90069
Ski Racing	Ziff-Davis Publishing Co. Editorial and Advertising offices 1801 York Street Denver, Colo. 80206
Skisport	P.O. Box 258 Antioch, Ill. 60002
Southern California Sports Guide	Jonathan L. Greene Corp. 16133 Ventura Blvd. Encino, Calif. 91436
Sport	Macfadden-Bartell Corp. 641 Lexington Avenue New York, N. Y. 10022
Sportswoman, The	Jensen-ERne Publications P.O. Box 2611 Culver City, Calif. 90230

Street & Smith's Baseball Yearbook	The Conde Nast Publications Inc. Conde Nast Bldg. 350 Madison Avenue New York, N. Y. 10017
Street & Smith's College Football Yearbook	
Street & Smith's College & Pro Basketball Yearbook	
Street & Smith's Pro-Football Yearbook	
Student Skier, The	The Student Ski Association 233 N. Pleasant Street Amherst, Mass. 01002
Surfer Magazine	Surfer Publications Inc. P.O. Box 1028 Dana Point, Calif. 92629
Swimming World -- Junior Swimmer	National Interscholastic Swimming Coaches Assoc. (Swimming World) 8622 Belanca Avenue Los Angeles, Calif. 90045
Tennis	Golf Digest Inc. Publication 297 Westport Avenue Norwalk, Conn. 06856
Tennis Illustrated	Devonshire Publications 630 Shatto Pl. Los Angeles, Calif. 90005
Tennis U.S.A.	Chilton Co. Chilton Way Radnor, Pa. 19089
Texas Coach	Texas High School Coaches' Ass. P.O. Drawer 14627 Austin, Texas 78161
Texas Football Magazine Group	Sports Communication Inc. P.O. Box 95 Waco, Tex. 76703
Touchdown Illustrated	Touchdown Publications Inc. One Embarcadero Center San Francisco, Calif. 94111
Track and Field News	Track & Field News 365 First Street P.O. Box 296 Los Altos, Calif. 94022
Water Skier, The	The American Water Ski Assoc. P.O. Box 191 7th St. & Ave. G.S. W. Winter Haven, Fla. 33880

Woman Bowler, The

Women's International Bowling  
Congress, Inc.  
5301 S. 76th Street  
Greendale, Wis. 53129

Womensports

Womensports Publishing Co.  
1660 S. Amphlett Blvd.  
San Mateo, Calif. 94402

World Tennis

CBS Consumer Publishing  
383 Madison Avenue  
New York, N. Y. 10017



Sources:

U.S.A.

U.S. Dept. of Commerce MC 72(2)-39B 1972 Census of Manufacturers  
U.S. Dept. of Commerce US Industrial 1975 Outlook DIBA  
U.S. International Trade Commission - Tariff Schedules of the U.S.  
1976 US ITC 749  
U.S. National Sporting Good Assoc. Buyers Guide 1975-1976. Sports  
Assoc.  
U.S. Directory of Publications - 1976 - U.S. Sports Publication  
International and Canadian Industry Shows and Exhibitions

CANADA

Statistics Canada Cat. No. 12-501 Standard Industrial Classification  
Statistics Canada Cat. No. 47-204 Sporting Goods and Toy Industries  
Statistics Canada Cat. No. 31-203 Manufacturing Industries of Canada  
Statistics Canada Cat. No. 31-001 Inventories, Shipments and Orders  
In Manufacturing Industries  
Statistics Canada Cat. No. 12-524 Import Commodity Classification  
Volume I  
Statistics Canada Cat. No. 12-525 Import Commodity Classification  
Volume II  
Statistics Canada Cat. No. 12-526 Import Commodity Classification  
Volume III  
Statistics Canada Cat. No. 12-521 Export Commodity Classification  
Volume I  
Statistics Canada Cat. No. 12-522 Export Commodity Classification  
Volume II

Statistics Canada Cat. No. 12-523 Export Commodity Classification

Volume III

Statistics Canada Cat. No. 65-202 Exports Merchandise Trade

Statistics Canada Cat. No. 65-203 Imports Merchandise Trade

Statistics Canada Cat. No. 65-004 Exports by Commodity

Statistics Canada Cat. No. 65-007 Imports by Commodity

Statistics Canada Cat. No. 61-205 Private and Public Investment in  
Canada

Statistics Canada Corporation and Labour Unions Returns Act

Revenue Canada The Customs Tariff (office  
consolidation)

Sports Federation of Canada Recreation Directory Vol. II No. I

Canadian Industry Shows and Exhibitions

Sports Federation of Canada - Library List of Canadian Sports  
Publications

Canadian Sporting Goods Association - Annual Trade Fair Directory

