



Industry, Science and
Technology Canada

Industrie, Sciences et
Technologie Canada

LKC
HF
3221
.14
no.89013

MARKET INTELLIGENCE

**POLYVINYL CHLORIDE
COATED FABRICS**

APRIL, MAY AND JUNE 1989

Pub. No.: 89013-PM

January 1990



Canada



ID. 2737

POLYVINYL CHLORIDE COATED FABRICS

APRIL, MAY AND JUNE 1989

Pub. No.: 89013-PM

January 1990

INDUSTRY, SCIENCE
AND TECHNOLOGY CANADA
LIBRARY

JUL 24 1990

AEBF

BIBLIOTHÈQUE
INDUSTRIE, SCIENCES
ET TECHNOLOGIE CANADA

FOR MORE INFORMATION PLEASE CONTACT:

Market Intelligence Division
Services to Business Branch
Industry, Science and Technology Canada
235 Queen Street
Ottawa, Ontario
K1A 0H5
Tel: (613) 954-4970

OR Textiles Division
Service Industries and Consumer Goods
Branch
Industry, Science and Technology Canada
235 Queen Street
Ottawa, Ontario
K1A 0H5
Tel: (613) 954-2895

REFERENCE SOURCES

Industry, Science and Technology Canada
Statistics Canada
Revenue Canada

TARIFFS

Enquiries concerning Canadian tariffs should be directed to the nearest Customs and Excise office or to:

Tariff Programs
Revenue Canada
Customs and Excise
Ottawa, Ontario
K1A 0L5
Tel.: (613) 954-6904

Enquiries concerning tariffs and other government trade regulations in foreign countries should be directed to:

Info Export
External Affairs
Ottawa, Ontario
K1A 0G2
Tel.: (613) 993-6435 OR
1-800-267-8376

EXPLANATORY NOTES

Commodity Classification

Canadian Trade statistics are classified and published according to the International Convention on the Harmonized Commodity and Description Coding System (H.S.), as defined by the Canadian Customs Tariff and Statistical Nomenclature.

Method

The data shown in this analysis are extracted from Revenue Canada Customs documents. These documents provide a description of the products, names of importers, foreign exporters, quantities, dollar values, unit prices, countries of origin, provinces of entry, tariff applications and rates of exchange.

The information presented in this report is more detailed than that generally available from Statistics Canada or other publications. Data which might reveal information about individual importers are aggregated.

Valuation


Dollar values shown in this report are based on selling price F.O.B. plant, in Canadian dollars. This selling price represents the value paid by the importer, excluding all freight, packing and insurance costs when specified. All trade discounts, when applicable, are also deducted from the selling price.

Rounding

Figures may not add due to rounding.

TABLE OF CONTENTS

	PAGE
I Introduction and Scope	5
II Analysis of Imports	6
III Canadian Production	9
IV Canadian Exports	9
V United States Imports	10
 APPENDICES	
A Imports of Polyvinyl Chloride Coated Fabrics By Apparent End Use and Fabric	11
B Imports of Polyvinyl Chloride Coated Fabrics By Country of Origin	13
C Imports of Polyvinyl Chloride Coated Fabrics By Province of Consignee	14
D Canadian Importers	15
E Foreign Exporters to Canada	16
F Canadian Suppliers	17
G Canadian and Foreign Tariffs	19
H Reconciliation	20



IMPORT ANALYSIS
POLYVINYL CHLORIDE COATED FABRICS

I. INTRODUCTION AND SCOPE

This Import Analysis is one of a series prepared in order to assist businesses and other organizations in their market research of specific products. The detailed import information provided in these reports supports studies by organizations seeking to expand existing production lines, change individual product characteristics or engage in new manufacturing investment in Canada. The coverage of an import analysis is developed in close consultation with the client, and is tailored to meet those specific requirements. It is important to emphasize that this report does not attempt any assessment as to the feasibility of competing in a particular market.

This analysis of imports on polyvinyl chloride coated fabrics is based on a detailed examination of Revenue Canada Customs import documents for the period of April, May and June 1989. The following Harmonized System (H.S.) import commodity codes were analyzed:

<u>Description</u>	<u>H.S. Commodity Codes Analyzed</u>
Textile fabrics impregnated, coated, covered or laminated with polyvinyl chloride (5903.10)	
•Textile fabrics not containing man-made fibres (5903.10.10)	
•Laminated with cellular polyvinyl chloride	5903.10.10.10
•Other, knitted or crocheted	5903.10.10.20
•Other	5903.10.10.90
•Textile fabrics containing man-made fibres (5903.10.20)	
•Laminated with cellular polyvinyl chloride	5903.10.20.10
•Other, knitted or crocheted:	
•Containing 85% or more by weight of polyesters	5903.10.20.21
•Other, of polyesters	5903.10.20.22
•Of nylon	5903.10.20.23
•Of other textile materials	5903.10.20.29
•Other:	
•Containing 85% or more by weight of polyesters	5903.10.20.91
•Other, of polyesters	5903.10.20.92
•Of nylon	5903.10.20.93
•Of other textile materials	5903.10.20.99

IMPORT ANALYSIS
POLYVINYL CHLORIDE COATED FABRICS
I. INTRODUCTION AND SCOPE (Cont'd)

Import statistics for the aforementioned H.S. import commodity codes analyzed for the period April, May and June 1989 amounted to \$13 million. For purposes of this analysis, only those shipments described as polyvinyl chloride coated fabrics were recorded. These shipments amounted to \$4.3 million. Further, due to the large number of shipments registered to these H.S. commodity codes, only those shipments having a value of \$10,000 and over were recorded. Also, those shipments of polyvinyl chloride coated fabrics to be used in the Automotive Industry were not captured. For further details, refer to the Reconciliation table in Appendix H.

II. ANALYSIS OF IMPORTS
IMPORTS OF POLYVINYL CHLORIDE COATED FABRICS
APRIL TO JUNE 1989

Imports of polyvinyl chloride coated fabrics totalled more than 872 thousand kg for a value of \$4.3 million for the period April to June 1989. Of this, polyvinyl chloride coated fabrics for use in the manufacturing of garden furniture accounted for 312 thousand kg (36 per cent) valued at \$1.6 million (37 per cent). For further details by apparent end use and type of fabric, see Appendix A.

SUMMARY OF IMPORTS
BY APPARENT END USE

<u>Apparent End Use</u>	<u>Value</u>		<u>Quantity</u>	
	<u>\$000</u>	<u>%</u>	<u>000 kg</u>	<u>%</u>
Garden Furniture	1 616	37	312	36
Canvas and Related Products	493	11	80	9
Window Shades	417	10	48	5
Upholstery	257	6	56	6
Clothing	247	6	41	5
Other*	<u>1 282</u>	<u>30</u>	<u>336</u>	<u>39</u>
TOTAL	4 312	100	872	100

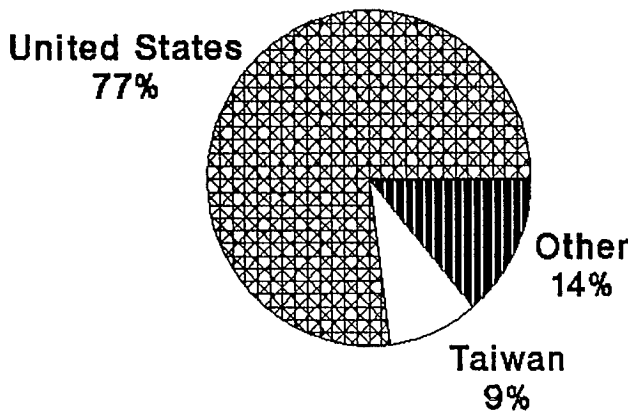
* Other Includes: Miscellaneous and Not Known Uses: See Appendix A.

II. ANALYSIS OF IMPORTS (Cont'd)
IMPORTS OF POLYVINYL CHLORIDE COATED FABRICS
BY COUNTRY OF ORIGIN
APRIL, MAY AND JUNE 1989

Imports of polyvinyl chloride coated fabrics originating from the United States accounted for 671 thousand kg or 77 per cent for a value of \$3.1 million or 72 per cent. Taiwan followed with 82 thousand kg and \$309 thousand (9 per cent and 7 per cent respectively).

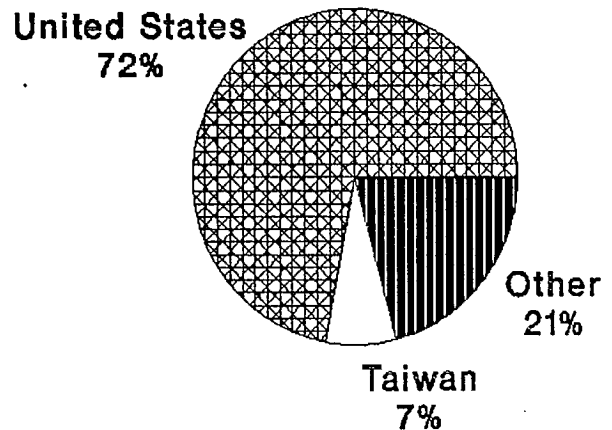
Other countries accounted for the remaining 119 thousand kg valued at \$903 thousand. For further details, refer to Appendix B.

Quantity



100% = 872 000 kg

Value

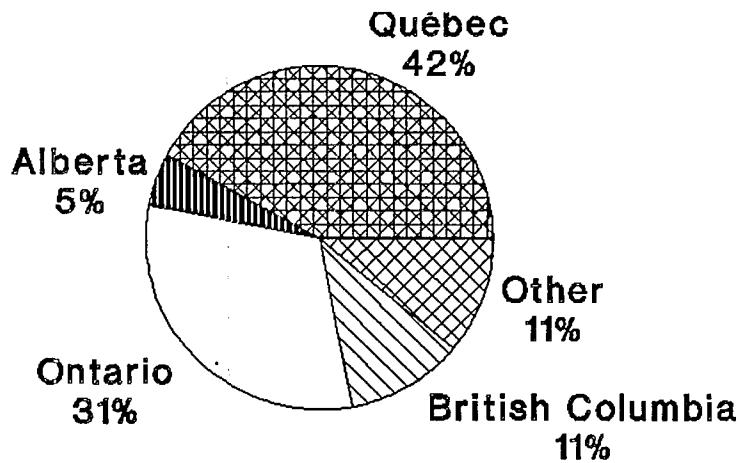


100% = \$4.3 Million

OTHER COUNTRIES INCLUDE: United Kingdom, Netherlands, Belgium, Norway, France, Sweden, Hungary, Federal Republic of Germany, Italy, Japan and Republic of Korea.

II. ANALYSIS OF IMPORTS (Cont'd)
IMPORTS OF POLYVINYL CHLORIDE COATED FABRICS
BY PROVINCE OF CONSIGNEE
APRIL, MAY AND JUNE 1989

Québec was the major province of consignee for the imports analysed, accounting for \$1.8 million or 42 per cent of the total value of imports. Ontario followed with \$1.3 million or 31 per cent. For further details, refer to Appendix C.



100% = \$4.3 Million

OTHER PROVINCES INCLUDE: Saskatchewan, Nova Scotia and New Brunswick

II. ANALYSIS OF IMPORTS (Cont'd)
IMPORTS OF POLYVINYL CHLORIDE COATED FABRICS
IMPORT MARKET CONCENTRATION

APRIL, MAY AND JUNE 1989

<u>Principal Consignees/Importers</u> (By Value)	<u>Cumulative Value</u> (\$'000)	<u>Cumulative % of Total Value</u>
3	1 412	33
6	1 928	45
10	2 360	55
25	3 369	78
All Consignees/Importers (70)	4 312	100

There were 70 known consignees/importers of polyvinyl chloride coated fabrics during the period April, May and June 1989. The top three consignees/importers accounted for \$1.4 million or 33 per cent of the total dollar value of imports. All consignees/importers are listed in alphabetical order in Appendix D.

III. CANADIAN PRODUCTION

There are at least 11 manufacturers of polyvinyl chloride coated fabrics in Canada. Statistics Canada reports shipments of 5.2 million square meters with an estimated value of \$5.5 million for these products in 1986 (the latest year for which information is available).

IV. CANADIAN EXPORTS

Effective January 1, 1988, Statistics Canada reports domestic exports under the Harmonized System (H.S.) for textile fabrics impregnated, coated, covered or laminated with polyvinyl chloride N.E.S., as follows:

<u>(H.S.) Commodity Code</u>	<u>Total Exports</u>		<u>Major Country of Export</u>	
	<u>1988</u>	<u>1989</u> Jan.-Sept.*	<u>% of Total Value 1988</u>	<u>1989</u> Jan.-Sept.*
5903.10				
Quantity (000Kg)	7 243	1 991	United States	United States
Value (\$ Million)	31	12	99	97

* Latest Available Figures

N.E.S. - Not Elsewhere Specified

V. UNITED STATES IMPORTS

The United States Department of Commerce reports that imports into the United States of polyvinyl chloride coated fabrics from all countries during the first nine months of 1989, totalled 6.6 million kilograms for a value of \$41.8 million. Canada's share of United States imports totalled 3.3 million kilograms for a value of \$17.1 million or 50 per cent and 41 per cent respectively of the total quantity and value.

APPENDIX A

IMPORTS OF POLYVINYL CHLORIDE COATED FABRICS
 BY APPARENT END USE AND FABRIC
 APRIL, MAY AND JUNE 1989

<u>Apparent End Use</u>	<u>Fabric</u>	<u>Quantity</u>		<u>Value</u> (\$)	<u>Average Unit Price</u> (\$/kg)
		<u>Sq. Meters</u>	<u>Kg</u>		
Garden Furniture	Polyester	629 366	312 031	1 616 140	5.18
Canvas and Related Products	Polyester	30 284	20 344	146 164	7.18
		-	<u>5 350</u>	<u>30 986</u>	<u>5.79</u>
		-	25 694	177 150	6.89
	Nylon)	13 133	6 035	46 556	7.71
	Acrylic)*				
	Cotton)				
-	-	<u>9 358</u>	<u>37 998</u>	<u>4.06</u>	
-	-	15 393	84 554	5.49	
Not Known	-	30 036	19 770	140 881	7.13
		-	<u>18 696</u>	<u>90 311</u>	<u>4.83</u>
		-	38 466	231 192	6.01
TOTAL - Canvas and Related Products			79 553	492 896	6.20
Window Shades	Polyester	116 242	37 959	254 240	6.70
		-	<u>4 605</u>	<u>88 908</u>	<u>19.31</u>
	-	42 564	343 148	8.06	
	Acrylic) Not Known)*	-	4 951	73 956	14.94
TOTAL - Window Shades			47 515	417 104	8.78
Upholstery	Polyester	47 826	22 654	102 610	4.53
		-	-	-	-
	Cotton) Polyester/)*	<u>63 984</u>	<u>33 724</u>	<u>154 543</u>	<u>4.58</u>
	Cotton) Acrylic)				
TOTAL - Upholstery		111 810	56 378	257 153	4.56

* Aggregated to preserve confidentiality of Canadian importers

APPENDIX A

IMPORTS OF POLYVINYL CHLORIDE COATED FABRICS

BY APPARENT END USE AND FABRIC (Cont'd)

APRIL, MAY AND JUNE 1989

Apparent End Use	Fabric	Quantity		Value (\$)	Average Unit Price (\$/kg)
		Sq. Meters	Kg		
Clothing	Polyester/) Cotton)*	-	40 998	246 564	6.01
	Polyester) Cotton)				
TOTAL - Clothing			40 998	246 564	6.01
Miscellaneous**	Polyester	19 351	23 253	79 940	3.44
		-	20 967	77 728	3.71
			44 220	157 668	3.57
	Cotton) Nylon)*	24 850	9 123	47 362	5.19
		-	5 549	32 279	5.82
			14 672	79 641	5.43
	Not Known	-	18 416	102 679	5.58
TOTAL- Miscellaneous			77 308	339 988	4.40
Not Known	Nylon) Cotton)*	10 561	8 790	113 722	12.94
		-	26 538	115 144	4.34
			35 328	228 866	6.48
	Polyester	52 308	31 049	85 831	2.76
		-	11 556	50 104	4.34
			42 605	135 935	3.19
	Not Known	-	180 404	577 183	3.20
TOTAL - Not Known			258 337	941 984	3.65
GRAND TOTAL			872 120	4 311 829	4.94

* Aggregated to preserve confidentiality of Canadian importers

** Miscellaneous Includes: Sporting Goods, Footwear, Wheel Chairs, Luggage, Gloves, Handbags and Purses

APPENDIX B

IMPORTS OF POLYVINYL CHLORIDE COATED FABRICS
 BY COUNTRY OF ORIGIN
 APRIL, MAY AND JUNE 1989

<u>Country of Origin</u>	<u>Quantity</u> (kg)	<u>Value</u> (\$)	<u>Average</u> <u>Unit Price</u> (\$/kg)
<u>North America</u>			
United States	671 476	3 094 040	4.61
TOTAL - North America	671 476	3 094 040	4.61
<u>Europe</u>			
United Kingdom	7 513	107 299	14.28
Netherlands	}*	470 634	7.79
Belgium			
Norway			
France			
Sweden			
Hungary			
Fed. Rep. of Germany	}	_____	_____
Italy			
TOTAL - Europe	67 933	578 033	8.51
<u>Asia</u>			
Taiwan	81 922	309 219	3.77
Japan	}*	330 637	6.51
Republic of Korea			
TOTAL - Asia	132 711	639 856	4.82
GRAND TOTAL	872 120	4 311 829	4.94

* Aggregated to preserve confidentiality of Canadian importers

APPENDIX C

IMPORTS OF POLYVINYL CHLORIDE COATED FABRICS

BY PROVINCE OF CONSIGNEE

APRIL, MAY AND JUNE 1989

<u>Province of Consignee</u>	<u>Quantity (kg)</u>	<u>% of Total Quantity</u>	<u>Value (\$)</u>	<u>% of Total Value</u>
Québec	380 007	44	1 821 184	42
Ontario	250 071	29	1 340 805	31
British Columbia	59 985	7	456 995	11
Alberta	55 666	6	236 997	5
Saskatchewan)				
Nova Scotia)*	126 391	14	455 848	11
New Brunswick)				
TOTAL	<u>872 120</u>	<u>100</u>	<u>4 311 829</u>	<u>100</u>

* Aggregated to preserve confidentiality of Canadian importers

APPENDIX D

CANADIAN IMPORTERS

APRIL, MAY AND JUNE 1989

Importers of polyvinyl chloride coated fabrics during the period of April, May and June 1989, as indicated in this report, are listed below in alphabetical order. Where the importer is not the same as the consignee (i.e. the recipient of the goods shipped), the name of the consignee rather than that of the importer is listed. The importer or consignee is not necessarily the end-user of the product.

NOTE: This list includes all importers except individuals.

<u>Name</u>	<u>Address</u>	<u>Name</u>	<u>Address</u>
Abbey Blinds Inc.	Vancouver, B.C.	Groupe Citadelle, Trans Canada Inc.	Boucherville, Qué.
Ads Weatherdek Canada Ltd.	Kelowna, B.C.	Hartwell Industries Inc.	Downsview, Ont.
Aqua Flor Enrg.	Montréal, Qué.	Heidt Metal Products Ltd.	Waterloo, Ont.
B. and N. Nouveautés Ltée.	Montréal, Qué.	Helly-Hansen Canada Ltd.	Dartmouth, N.S.
Beco Ind. Ltd.	Montréal, Qué.	J. Ennis Fabrics (1984) Ltd.	Edmonton, Alta.
Blondy Art Luggage Inc.	Montréal, Qué.	Jomac Products Ltd.	Beauche, Qué.
Cabrelli Inc.	Montréal, Qué.	Lawn Furniture Canada Ltd.	Montréal, Qué.
Cadorette Marine Co.	Grand'Mère, Qué.	Layfield Plastics Ltd.	Edmonton, Alta.
Campion Marine Inc.	Kelowna, B.C.	Livingston Int'l Inc.	Lachine, Qué.
Cana-Foam Products Ltd.	Agincourt, Ont.	MAE Trading Inc.	Montréal, Qué.
Canning, W.E. Inc.	Montréal, Qué.	Mair Industries Ltd.	Weston, Ont.
Canstar Group Inc.	St. Jérôme, Qué.	Marque Fabrics Inc.	Montréal, Qué.
Canvas View Holdings Ltd.	Calgary, Alta.	Mitsui and Co. (Canada) Ltd.	Vancouver, B.C.
Carrier, Remi Inc.	Montréal, Qué.	Morbern Inc.	Cornwall, Ont.
Cramaro Tarpaulins Systems Ltd.	Stoney Creek, Ont.	New View Blind Mfg. Ltd.	Calgary, Alta.
Cravo Equipment Ltd.	Brantford, Ont.	Northwest Tent and Awning Co. Ltd.	Edmonton, Alta.
Cuscini Design Co.	St. Antoine, Qué.	Peabody Int'l (Canada) Ltd.	Saskatoon, Sask.
Cushion Ease Products Co. Ltd.	Montréal, Qué.	Piscines Unles Inc.	Ormstown, Qué.
Custom Covers by Roberts 372063 Ontario Ltd.	Brampton, Ont.	Plastic Coated Textiles Ltd.	Montréal, Qué.
Dominion Skate Co. Ltd.	Brampton, Ont.	Princefib Inc.	Princeville, Qué.
Dominion Textile Inc.	Woodstock, Ont.	Ranpro Inc.	Simcoe, Ont.
Draco Ltée.	Repentigny, Qué.	Renfrew Tape Ltd.	Renfrew, Ont.
Dura Textiles Ltd.	Montréal, Qué.	S.E.I. Industries Ltd.	Richmond, B.C.
E.H. Heer and Son Ltd.	Mississauga, Ont.	Sagaz Industries Canada Inc.	Musquodoboit Harbour, N.S.
Earl Restaurants Ltd.	North Vancouver, B.C.	Savon Fabrics Co.	Downsview, Ont.
Elegant Sun Control Systems Ltd.	Rexdale, Ont.	Solarfective Products Ltd.	Toronto, Ont.
Ensurco Duradek (Canada) Ltd.	Surrey, B.C.	Solco Furniture Corp.	Markham, Ont.
Everest and Jennings (Cda) Ltd.	Concord, Ont.	Sprung Instant Structures Ltd.	Calgary, Alta.
Fell-Fab Int'l Inc.	Hamilton, Ont.	Stafford Textiles Ltd.	Toronto, Ont.
Fireflex Manufacturing Ltd.	Langley, B.C.	Suedfab Inc.	Montréal, Qué.
Golding Bros. Canadian Ltd.	Lachine, Qué.	Susan Shoe Industry Ltd.	Hamilton, Ont.
Gracious Living, Div. of	Markham, Ont.	Trican Corp.	Downsview, Ont.
K.A.M. Sales Agencies Ltd.	Montréal, Qué.	Tye Sil Corp.	Montréal, Qué.
Gradek Industries Ltd.	St. Eustache, Qué.	Unitarp Industries Ltd.	Surrey, B.C.
		Western Tarpaulin and Textiles Ltd.	Rexdale, Ont.
		Window Shade Supply Ltd.	Markham, Ont.
		Wrisco Ltd.	Markham, Ont.

APPENDIX E

FOREIGN EXPORTERS TO CANADA

APRIL, MAY AND JUNE 1989

Major exporters to Canada of polyvinyl chloride coated fabrics are listed below in descending order of dollar value. Names are as shown on the shipping documents. These exporters accounted for 84 per cent of the total analysed value of \$4.3 million.

<u>Name</u>	<u>Address</u>	<u>Value of Imports</u> (\$ 000)
Twitchell/Ludlow	Dothan, AL, U.S.A.	592
Peabody ABC Corp. Phifer Int'l Inc.	Warsaw, IN, U.S.A.) Tuscaloosa, AL, U.S.A.)	892*
New Elberton Mills Inc.	Elberton, GA, U.S.A.	307
Mitsui and Co. Ltd. West Point Pepperell	Tokyo, Japan) Lagrange, GA, U.S.A.)	460*
San Fang Chemical Ind. Co. Ltd.	Kaohsiung, Taiwan	191
Cooley Inc.	Pawtucket, RI, U.S.A.	153
Butler Printing and Laminating Inc. Seaman Corp.	Butler, NJ, U.S.A.) Bristol, TN, U.S.A.)	233*
Nan Ya Plastics Corp. N.V. Sioen Helly-Hanson	Taipei, Taiwan) Ardoonie, Belgium) Moss, Norway)	284*
Eclipse Blinds Ltd.	Glasgow, U.K.	90
Ludvig Swensson Int'l, B.V. Haartz Corp. Gencorp Polymer Products	Kinma, Sweden) Acton, MA, U.S.A.) Columbus, MS, U.S.A.)	240*
Intex Plastics Corp. Textiles et Plastiques Chomarat, S.A. Graniteville Co.	Corinth, MS, U.S.A.) Le Cheylard, France) Graniteville, SC, U.S.A.)	164*
		3 606

* Aggregated to preserve confidentiality of Canadian importers

APPENDIX F

CANADIAN SUPPLIERS

The following lists are taken from two sources: a) the Business Opportunities Sourcing System (BOSS), a computerized data bank established by the Federal Department of Industry, Science and Technology Canada; and, b) the Canadian Trade Index, published by the Canadian Manufacturers' Association (CMA). These lists may not include all suppliers of the products in question, as companies must themselves register in BOSS or the Canadian Trade Index. In both cases, information of Canadian products supplied is as given by the companies.

BOSS

Canadian companies are arranged in alphabetical order.

Polyvinyl Chloride Coated Fabrics

<u>Name</u>	<u>Address</u>
A.G. Betting and Canvas Inc.	Regina, Sask.
*Albarrie Canada Ltd.	Barrie, Ont.
*Canada Hair Cloth Co. Ltd.	St. Catharines, Ont.
Carr McLean Ltd.	Toronto, Ont.
Ennis, J. Fabrics (1984) Ltd.	Edmonton, Alta.
*Entreprises Beckwith-Bemis Inc.	Sherbrooke, Qué.
*Fell-Fab Products Ltd.	Hamilton, Ont.
*Frontenac Industries Inc., Canatex Div.	St. Laurent, Qué.
*Hafner Fabrics of Canada Ltd.	Rexdale, Ont.
*Les Lainages Victor Ltée.	St-Victor, Qué.
*Martin, J.B. Ltée.	St-Jean-sur-le-Richelieu, Qué.
*Ontario Belting and Power Transmission Co.	Woodbridge, Ont.
Steward Group Ltd.	Markham, Ont.
Tanden Fabrics Inc.	Moncton, N.B.
*Tisbek Vertical Ltée.	Ste-Georges est, Qué.
*Transforge Belt All Inc.	Dunham, Qué.
Vertiplast Inc.	Montréal, Qué.
Vintex Inc.	Mississauga, Ont.
Yeadon Fabric Structures Ltd.	Guelph, Ont.

*Company engaged in export trade

Any enquiries and/or comments regarding the BOSS list should be directed to:

Business Opportunities Sourcing System (ABOS)
Industry, Science and Technology Canada
235 Queen Street
Ottawa, Ontario K1A 0H5
Tel.: (613) 954-5031
Telex: 053-4123
Fax: (613) 954-1894

CANADIAN SUPPLIERS (Cont'd)

CANADIAN TRADE INDEX

Canadian companies are arranged in alphabetical order.

<u>Name</u>	<u>Address</u>
*Barrday Inc.	Cambridge, Ont.
Bay Mills Ltd.	St. Catharines, Ont.
*Beckwith-Bemis Inc.	Sherbrooke, Qué.
*Canadian General Tower Ltd.	Cambridge, Ont.
Carrier, Remi Inc.	Montréal, Qué.
*F.R.C. Composites Ltd.	Don Mills, Ont.
*Fabrene Inc.	Mississauga, Ont.
Morbern Inc.	Cornwall, Ont.
Polymer Int'l Inc.	Truro, N.S.
Stedfast Inc.	Granby, Qué.
*Stewart Group Ltd.	Markham, Ont.
Vintex Inc.	Mississauga, Ont.
Woodward, F.E. and Sons Ltd.	Lachine, Qué.

* Firms engaged in export trade

Any enquiries and/or comments regarding the Canadian Trade Index list should be directed to:

The Canadian Manufacturers' Association
One Yonge Street
Toronto, Ontario M5E 1J9
Tel.: (416) 363-7261
Telex: 065-24693
Fax: (416) 363-3779

CANADIAN AND FOREIGN TARIFFS

Polyvinyl chloride coated fabrics included in this analysis were dutiable under the following Canadian tariff items.

Tariff Item	Description of Goods	Tariff Treatment			% of Total Imports Apr.-June 1989
		Most Favoured Nation Tariff	General Preferential Tariff	United States Tariff	
	Textile fabrics impregnated, coated, covered or laminated with plastics, -With polyvinyl chloride				
5903.10.10	---Textile fabrics not containing man-made fibres	22.5%	15%	20.2%	10
	On and after January 1, 1990			18%	
	On and after January 1, 1991			15.7%	
5903.10.20	---Textile fabrics containing man-made fibres	25%	16.5%	22.5%	90
	On and after January 1, 1990			20%	
	On and after January 1, 1991			17.5%	

Enquiries concerning tariffs should be directed to the nearest Customs and Excise office or to:

Tariff Programs
Revenue Canada
Customs and Excise
Ottawa, Ontario
K1A 0L5
Tel.: (613) 954-6904
Fax.: (613) 954-2509

FOREIGN COUNTRIES

Enquiries concerning tariffs and other government trade regulations in foreign countries should be directed to:

Info Export
External Affairs
Ottawa, Ontario
K1A 0G2
Tel.: (613) 993-6435 OR 1-800-267-8376
Fax.: (613) 996-9709

RECONCILIATION

Imports of polyvinyl chloride coated fabrics during the months of April, May and June 1989, as reported on documents analysed in this report, amounted to \$4.3 million. The value reported in this import analysis does not correspond to the official Statistics Canada figure of \$13 Million for various reasons. Reconciliation of the two total figures is as follows:

<u>Values Accounted For</u>	<u>Value</u> <u>(\$000)</u>
Values reported by Statistics Canada but not included in this report (e.g. documents not available for processing)	780
Shipments for the Automotive industry which were not included in this report	4 971
Documents covering individual shipments valued at <u>less</u> than \$10 000, not included in this analysis	2 926
Total values reported in this import analysis	<u>4 312</u>
Total values accounted for as above	12 989
Total values published by Statistics Canada	12 989