

HF3221  
.I4

89022



Industry, Science and  
Technology Canada

Industrie, Sciences et  
Technologie Canada

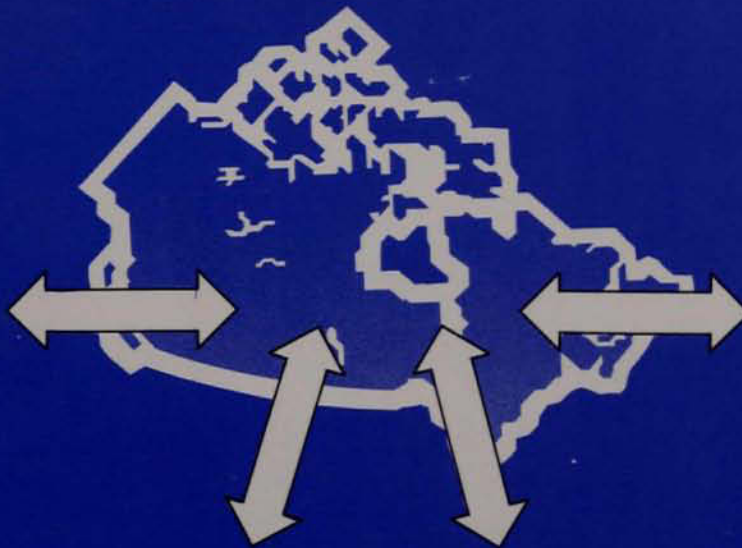
# MARKET INTELLIGENCE

**MARBLE AND GRANITE,  
TILES AND SLABS**

APRIL, MAY AND JUNE 1989

Pub. No.: 89022-PM

March 1990



Canada



ID. 2745

# MARBLE AND GRANITE, TILES AND SLABS

APRIL, MAY AND JUNE 1989

Pub. No.: 89022-PM

March 1990

INDUSTRY, SCIENCE AND  
TECHNOLOGY CANADA  
LIBRARY

FEB 19 1991  
AEBF  
BIBLIOTHÈQUE  
INDUSTRIE, SCIENCES ET  
TECHNOLOGIE CANADA

REVISED

## FOR MORE INFORMATION PLEASE CONTACT:

Market Intelligence Division  
 Services to Business Branch  
 Industry, Science and Technology Canada  
 235 Queen Street  
 Ottawa, Ontario  
 K1A 0H5  
 Tel.: (613) 954-4970

OR Fabricated Metal and Construction  
 Products Division  
 Resource Processing Industries Branch  
 Industry, Science and Technology Canada  
 235 Queen Street  
 Ottawa, Ontario  
 K1A 0H5  
 Tel.: (613) 954-3126

## REFERENCE SOURCES

Industry, Science and Technology Canada  
 Statistics Canada, Tel.: (613) 951-9647  
 Revenue Canada, Tel.: (613) 954-6927  
 U.S. Department of Commerce,  
 Bureau of the Census  
 Tel.: (301) 763-7754

## TARIFFS

Enquiries concerning **Canadian** tariffs should be directed to the nearest Customs and Excise office or to:

Tariff Programs  
 Revenue Canada  
 Customs and Excise  
 Ottawa, Ontario K1A 0L5  
 Tel.: (613) 954-6927

Enquiries concerning tariffs and other government trade regulations in **foreign** countries should be directed to:

Info Export  
 External Affairs  
 Ottawa, Ontario  
 K1A 0G2  
 Tel.: (613) 993-6435 OR  
 1-800-267-8376

## EXPLANATORY NOTES

### Commodity Classification

Canadian Trade statistics are classified and published according to the International Convention on the Harmonized Commodity and Description Coding System (H.S.), as defined by the Canadian Customs Tariff and Statistical Nomenclature.

### Method

The data shown in this analysis are extracted from Revenue Canada Customs documents. These documents provide a description of the products, names of importers, foreign exporters, quantities, dollar values, unit prices, countries of origin, provinces of entry, tariff applications and rates of exchange.

The information presented in this report is more detailed than that generally available from Statistics Canada or other publications. Data which might reveal information about individual importers are aggregated.

### Valuation


Dollar values shown in this report are based on selling price F.O.B. plant, in Canadian dollars. This selling price represents the value paid by the importer, excluding all freight, packing and insurance costs when specified. All trade discounts, when applicable, are also deducted from the selling price.

### Rounding

Figures may not add due to rounding.

## TABLE OF CONTENTS

	<b>PAGE</b>
I Introduction and Scope	5
II Analysis of Imports	6
III Canadian Production	9
IV Canadian Exports	9
V United States' Imports	10
VI Market Summary	11
 <b>APPENDICES</b>	
A Imports of Marble and Granite by Material, Type and Size	12
B Imports of Marble and Granite by Material, Type and Color	14
C Imports of Marble and Granite by Country Of Origin and Material	16
D Imports of Marble and Granite by Province of Consignee	18
E Canadian Importers	19
F Foreign Exporters to Canada	21
G Canadian Producers	24
H Canadian and Foreign Tariffs	25
I Reconciliation	26



# IMPORT ANALYSIS

## MARBLE AND GRANITE, TILES AND SLABS

### I. INTRODUCTION AND SCOPE

This Import Analysis is one of a series prepared in order to assist businesses and other organizations in their market research of specific products. The detailed import information provided in these reports supports studies by organizations seeking to expand existing production lines, change individual product characteristics or engage in new manufacturing investment in Canada. The coverage of an import analysis is developed in close consultation with the client, and is tailored to meet their specific requirements. It is important to emphasize that this report does not attempt any assessment as to the feasibility of competing in a particular market.

This analysis on imports of marble and granite, tiles and slabs is based on a detailed examination of Revenue Canada Customs import documents for the period of April, May and June 1989. The following Harmonized System (H.S.) import commodity codes were analyzed:

<u>Description</u>	<u>H.S. Commodity Codes Analyzed</u>
Worked monumental or building stone (except slate) and articles thereof (68.02)	
• Other monumental or building stone and articles thereof, simply cut or sawn, with a flat or even surface:	
• Marble, travertine and alabaster	6802.21.00.00
• Granite	6802.23.00.00
• Other:	6802.91.00.90
• Marble, travertine and alabaster	
• Granite (6802.93.00)	
• Worked monumental or building stone	6802.93.00.10
• Other	6802.93.00.90

Import statistics for the aforementioned H.S. import commodity codes for the period April, May and June 1989 amounted to \$25.3 million. Due to the large number of shipments registered to these H.S. commodity codes, only those having a value of \$15,000 and over were analyzed. In addition, at the time of analysis, some Revenue Canada Customs documents were not available for processing. Shipments greater than \$15 000 available for analysis amounted to \$16.9 million. A reconciliation between Statistics Canada published data and report findings may be found in Appendix I.

II. ANALYSIS OF IMPORTS

MARBLE AND GRANITE,  
TILES AND SLABS

APRIL, MAY AND JUNE 1989

Imports of marble and granite, tiles and slabs for the period April to June 1989, as shown in this report, amounted to \$16.9 million.

SUMMARY OF IMPORTS  
BY MATERIAL AND TYPE

Imports of marble tiles and slabs amounted to \$12.7 million or 75 per cent of the total report value. Of this \$12.7 million, \$8.9 million were marble tiles. The most common size of marble tile was 1.0 cm x 30 cm x 30 cm accounting for \$6.7 million. For further detail on size, see Appendix A.

<u>Material</u>	<u>Type</u>	Value	
		<u>\$000</u>	<u>%</u>
Marble	Tile	8 890	70
	Slab	3 559	28
	Not Known	<u>269</u>	<u>2</u>
	TOTAL	12 718	100

Imports of granite tiles and slabs amounted to \$4.1 million or 25 per cent of the total report value. Of the \$4.1 million, \$3.3 million were granite slabs of which the most common size was 2.0 cm thick (accounting for \$0.7 million). These were closely followed by slabs which were 3.2 cm thick: they accounted for \$0.6 million. For further information by type, by size and by color, refer to Appendix B.

<u>Material</u>	<u>Type</u>	Value	
		<u>\$000</u>	<u>%</u>
Granite	Slab	3 285	79
	Tile	848	20
	Not Known	<u>17</u>	<u>1</u>
	TOTAL	4 150	100

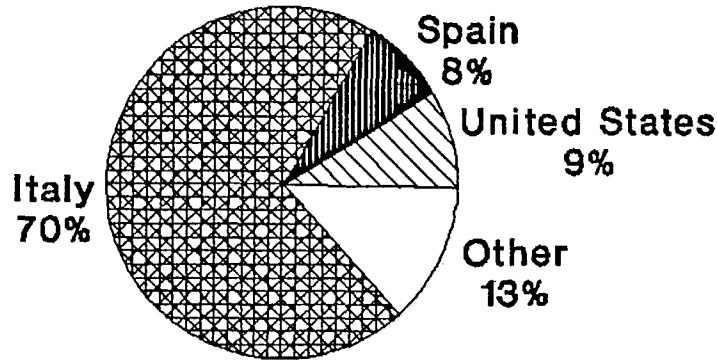
II. ANALYSIS OF IMPORTS (Cont'd)

**MARBLE AND GRANITE,  
TILES AND SLABS**

**BY COUNTRY OF ORIGIN**

**APRIL, MAY AND JUNE 1989**

During the period analyzed, imports of marble and granite from Italy accounted for \$11.8 million or 70 per cent of the total imports. The United States accounted for \$1.5 million or 9 per cent, followed closely by Spain with \$1.4 million or 8 per cent. For further details by country of origin and material, refer to Appendix C.



100% = \$16.9 Million



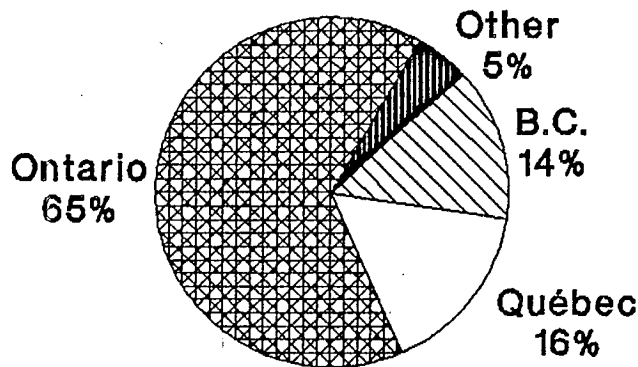
II. ANALYSIS OF IMPORTS (Cont'd)

MARBLE AND GRANITE,  
TILES AND SLABS

BY PROVINCE OF CONSIGNEE

APRIL, MAY AND JUNE 1989

Ontario was the major province of Consignee, accounting for \$10.9 million or 65 per cent of the total value, followed by Québec with \$2.8 million or 16 per cent and British Columbia with \$2.4 million or 14 per cent. For further details by province of consignee and material refer to Appendix D.



100% = \$16.9 Million

Other provinces include: Alberta, Manitoba, Saskatchewan and Nova Scotia.

## II. ANALYSIS OF IMPORTS (Cont'd)

### IMPORT MARKET CONCENTRATION

<u>Principal Consignees/Importers</u> (By Value)	<u>Cumulative Value</u> (\$000)	<u>Cumulative % of Total Value</u>
3	4 290	25
6	6 365	38
10	8 404	50
25	12 490	74
All Consignees/Importers (115)	16 868	100

There were 115 known consignees/importers of marble and granite during the period April, May and June 1989. The top three consignees/importers accounted for \$4.3 million or 25 per cent of the total dollar value of imports. All consignees/importers are listed in alphabetical order in Appendix E.

## III. CANADIAN PRODUCTION

Although marble and granite, tiles and slabs are produced in Canada, Statistics Canada does not provide separate data on shipments of these products. However, Statistics Canada does report shipments of granite from Canadian quarries of 16 957 kilotonnes for a value of \$110.7 million, and shipments of marble of 712 kilotonnes valued at \$17.9 million, for the year 1987, the latest figures available.

## IV. CANADIAN EXPORTS

Statistics Canada reports exports for marble and granite, as follows:

<u>Commodity Code</u>	<u>Description</u>	<u>Total Exports</u>		<u>Major Country of Export % of the Total Value</u>	
		<u>1988</u>	<u>1989</u>	<u>1988</u>	<u>1989</u>
		(\$000)		U.S.A.	U.S.A.
6802.21	Other monumental/building stone, cut/sawn, flat or even, marble/travertine/alabaster	560	17	88	-
6802.23	Other monumental/building stone, cut/sawn, flat or even, granite	11 396	8 637	76	93
6802.91	Worked monumental/building stone N.E.S., marble, travertine and alabaster	390	336	72	-
6802.93	Worked monumental/building stone N.E.S., granite	<u>13 178</u>	<u>17 505</u>	87	93
	TOTAL	25 524	26 495		

## II. ANALYSIS OF IMPORTS (Cont'd)

### V. UNITED STATES' IMPORTS

The United States Department of Commerce reports U.S. imports as follows:

#### U.S. IMPORTS - 1989

<u>H.S. Product Code</u>	<u>Description</u>	<u>Value (\$000)</u>	
		<u>Total</u>	<u>From Canada</u>
6802.21	Other monumental/building stone, cut/sawn, flat or even, marble/travertine/alabaster	14 060	8
6802.23	Other monumental/building stone, cut/sawn, flat or even, granite	37 121	5 249
6802.91	Worked monumental/building stone N.E.S., marble, travertine and alabaster	315 430	321
6802.93	Worked monumental/building stone N.E.S., granite	<u>151 546</u>	<u>17 575</u>
	TOTAL	518 157	23 153

---

\* Prior to 1989, commodity coding was based on the Tariff Schedule of the United States (TSUSA). Starting in January 1989, the Harmonized Commodity Description and Coding System (H.S.) was adopted by the United States. Commencing January 1990, Canada and the United States have been exchanging import data. The above discrepancy between what Canada reports as exports to the United States and what the United States reports as imports from Canada should no longer exist.

## **MARBLE AND GRANITE, TILES AND SLABS**

### **VI. MARKET SUMMARY**

The building stone fabricating industry has undergone a rapid period of expansion over the past decade. Canadian dimension stone producers, who traditionally shipped unfinished blocks from their quarries, are now manufacturing large volumes of finished building products including granite tile and exterior marble and granite cladding for buildings. The industry has good access to a wide range of domestic and imported stone raw materials. Most of the manufacturers use Italian technology.

At the present time there are four granite tile manufacturers and more than a half dozen companies producing either granite or marble slab for construction use. The building stone fabricating industry is concentrated in Québec, but there are also plants in Ontario, Manitoba and British Columbia.

A major portion of Canadian building stone products are exported to the United States which is heavily dependent on imports of these products. Trade has been stimulated by the removal of the U.S. tariff on granite products under the Canada-U.S. Free Trade Agreement and the proximity of a modern, efficient and low-cost building stone fabricating industry in Canada.

Building stone faces competition from substitutes such as ceramics, glass, concrete, aluminum and steel. However, natural stone building products are receiving increasing attention from architects and developers in North America and elsewhere which suggests a positive outlook for building stone products.

**IMPORTS OF MARBLE AND GRANITE,  
TILES AND SLABS  
BY MATERIAL, TYPE AND SIZE**

APRIL, MAY AND JUNE 1989

<u>Material</u>	<u>Type</u>	<u>Size (1)</u> <u>T x W x L</u> <u>(cm)</u>	<u>Quantity</u> <u>(Sq.M.)</u>	<u>Value</u> <u>(\$)</u>	<u>Average</u> <u>Unit</u> <u>Price</u> <u>(\$/Sq.M)</u>	
Marble	Slab	1.0 x 0 x 0	262.13	6 837	26.08	
		1.5 x 0 x 0	231.72	7 907	34.12	
		2.0 x 0 x 0	33 163.72	2 068 874	62.38	
		3.0 x 0 x 0	2 028.82	135 378	66.72	
		3.2 x 0 x 0	598.40	55 473	92.70	
		5.0 x 0 x 0	60.63	5 164	85.17	
		Not known	23 348.89	1 171 514	50.17	
				-	<u>108 165</u>	-
			<b>Total Slab</b>		<b>3 559 312</b>	
		Marble	Tile	0.7 x 10 x 10	)*	2 856.66
0.7 x 15 x 30						
1.0 x 15 x 30				343.53	14 650	42.65
1.0 x 30 x 30	192			213.53	6 737 857	35.05
1.0 x 30 x 60				963.29	39 997	41.52
1.0 x 45 x 45				1 276.03	36 399	28.52
1.2 x 30 x 30				47 340.51	1 023 192	21.61
1.2 x 30 x 60				4 052.88	95 948	23.67
1.2 x 45 x 45				1 659.84	60 682	36.56
1.5 x 30 x 60				711.55	27 406	38.51
1.5 x 45 x 45				9 538.50	187 231	19.63
2.0 x 30 x 30	)*			843.31	52 976	62.82
2.0 x 45 x 60						
1.0 x 0 x 0	)*			984.29	26 742	27.17
1.5 x 0 x 0						
1.2 x 0 x 0				-	9 788	-
Not known				11 645.34	461 487	39.63
				-	<u>43 574</u>	-
	<b>Total Tile</b>				<b>8 890 320</b>	
	Not Known			Not known	3 516.46	117 399
			-	<u>151 912</u>	-	
	<b>Total Not Known</b>			<b>269 311</b>		
<b>TOTAL MARBLE</b>				<b>12 718 943</b>		

(1) Size = thickness (T) times width (W) times length (L)

\* Aggregated to preserve confidentiality of Canadian importers.

**IMPORTS OF MARBLE AND GRANITE,  
TILES AND SLABS  
BY MATERIAL, TYPE AND SIZE (Cont'd)**

APRIL, MAY AND JUNE 1989

<u>Material</u>	<u>Type</u>	<u>Size (1) T x W x L (cm)</u>	<u>Quantity (Sq.M.)</u>	<u>Value (\$)</u>	<u>Average Unit Price (\$/Sq.M)</u>	
Granite	Slab	2.0 x 0 x 0	7 709.11	721 525	93.59	
		3.0 x 0 x 0	207.33	23 587	113.77	
		3.2 x 0 x 0	5 215.75	617 543	118.40	
		4.0 x 0 x 0	)*	-	54 357	-
		6.0 x 0 x 0				
	Not known	16 244.33	1 798 373	110.71		
	<b>Total Slab</b>			<u>69 162</u> 3 284 547		
	Tile	1.0 x 30 x 30	9 455.53	732 850	77.50	
		1.0 x 45 x 45	)*	540.79	44 275	81.87
		2.0 x 30 x 60				
Not known		<u>805.39</u>	<u>70 950</u>	<u>88.09</u>		
<b>Total Tile</b>		10 801.71	848 075	78.51		
Not Known	Not known	-	16 635	-		
<b>TOTAL GRANITE</b>			4 149 257			
<b>TOTAL MARBLE AND GRANITE</b>			16 868 200			

(1) Size = thickness (T) times width (W) times length (L)

\* Aggregated to preserve confidentiality of Canadian importers.

**IMPORTS OF MARBLE AND GRANITE,  
TILES AND SLABS**

**BY MATERIAL, TYPE AND COLOR**

**APRIL, MAY AND JUNE 1989**

<u>Material</u>	<u>Type</u>	<u>Color</u>	<u>Quantity</u> (Sq.M.)	<u>Value</u> (\$)	<u>Average Unit Price</u> (\$/Sq.M.)	
Marble	Slab	White	11 081.73	654 709	59.08	
		Black	7 775.79	446 536	57.43	
		Pink	6 231.21	339 536	54.49	
		Blue	5 913.46	280 500	47.43	
		Buff	4 726.64	273 516	57.87	
		Grey	3 170.32	185 272	58.44	
		Travertine	4 712.40	181 738	38.57	
		Multi-Color	2 766.78	179 857	65.00	
		Green	2 404.24	174 784	72.70	
		Red	1 696.69	75 587	44.55	
		Not Known	9 215.05	659 112	71.53	
					<u>108 165</u>	-
			<b>Total Slab</b>			<b>3 559 312</b>
Tile		White	49 120.48	1 484 183	30.22	
		Multi-Color	29 603.69	923 093	31.18	
		Grey	31 335.99	860 346	27.46	
		Black	16 706.59	802 118	48.01	
		Pink	20 331.66	716 394	35.24	
		Green	16 194.50	599 402	37.01	
		Beige	27 943.20	573 790	20.53	
		Buff	14 898.51	535 732	35.96	
		Travertine	18 109.47	520 311	28.73	
		Red	12 994.20	479 520	36.90	
		Blue	3 762.98	195 727	52.01	
		Brown	4 272.95	153 218	35.86	
		Lilac	3 143.66	143 556	45.67	
Not Known	26 011.38	837 128	32.18			
			<u>65 801</u>	-		
	<b>Total Tile</b>			<b>8 890 320</b>		
Not Known	White		436.46	15 378	35.23	
			-	36 311	-	
		Not Known	3 080.00	102 021	33.12	
			<u>115 601</u>	-		
	<b>Total Not Known</b>			<b>269 311</b>		
<b>TOTAL MARBLE</b>				<b>12 718 943</b>		

**IMPORTS OF MARBLE AND GRANITE,  
TILES AND SLABS**

**BY MATERIAL, TYPE AND COLOR (Cont'd)**

**APRIL, MAY AND JUNE 1989**

<u>Material</u>	<u>Type</u>	<u>Color</u>	<u>Quantity</u> (Sq.M.)	<u>Value</u> (\$)	<u>Average</u> <u>Unit</u> <u>Price</u> (\$/Sq.M.)
Granite	Slab	Red	4 726.31	554 537	117.33
		Pink	4 235.04	547 831	129.36
		Black	2 755.89	324 006	117.57
		Buff	1 782.82	144 392	80.99
		Blue	1 291.01	139 994	108.44
		Brown	1 242.91	137 022	110.24
		White	947.34	107 694	113.68
		Green	984.35	95 011	96.52
		Grey	236.23	31 834	134.76
		Not Known	11 265.82	1 133 064	100.58
				-	<u>69 162</u>
	<b>Total Slab</b>			<b>3 284 547</b>	
	Tile	Black	2 263.16	205 887	90.97
		Blue	1 263.85	134 057	106.07
		Pink	2 249.07	122 238	54.35
		White	1 310.65	83 215	63.49
		Red	806.93	44 444	55.08
		Buff	257.19	22 911	89.08
		Not Known	<u>2 650.86</u>	<u>235 323</u>	88.77
	<b>Total Tile</b>		<b>10 801.71</b>	<b>848 075</b>	<b>78.51</b>
	Not Known	Not Known	-	<u>16 635</u>	-
<b>TOTAL GRANITE</b>				<b>4 149 257</b>	
<b>TOTAL MARBLE AND GRANITE</b>				<b>16 868 200</b>	



**IMPORTS OF MARBLE AND GRANITE,  
TILES AND SLABS**

**BY COUNTRY OF ORIGIN AND MATERIAL**

APRIL, MAY AND JUNE 1989

<u>Country of Origin</u>	<u>Material</u>	<u>Quantity</u> (Sq.M.)	<u>Value</u> (\$)	<u>Average</u> <u>Unit</u> <u>Price</u> (\$/Sq.M.)
<b>AMERICA</b>				
United States	Granite	9 278.76	967 067	104.22
		-	<u>16 635</u>	-
			983 702	
	Marble	3 824.66	513 591	134.14
<b>TOTAL UNITED STATES</b>			1 497 293	
Argentina	Granite	1 051.97	112 575	107.20
Brazil				
Mexico				
Guatemala	Marble	<u>5 333.41</u>	<u>174 122</u>	32.65
		6 385.38	286 697	
<b>TOTAL AMERICA</b>			1 783 990	
<b>EUROPE</b>				
Italy	Granite	27 088.99	2 756 942	101.77
		-	<u>40 800</u>	-
			2 797 742	
	Marble	254 017.07	8 788 731	34.60
		-	<u>240 393</u>	-
			9 029 124	
<b>TOTAL ITALY</b>			11 826 866	

\* Aggregated to preserve confidentiality of Canadian importers.

**IMPORTS OF MARBLE AND GRANITE,  
TILES AND SLABS  
BY COUNTRY OF ORIGIN AND MATERIAL (Cont'd)**

APRIL, MAY AND JUNE 1989

<u>Country of Origin</u>	<u>Material</u>	<u>Quantity</u> (Sq.M.)	<u>Value</u> (\$)	<u>Average</u> <u>Unit</u> <u>Price</u> (\$/Sq.M.)
Spain	Granite	1 052.60	62 399	59.28
	Marble	<u>33 956.99</u>	<u>1 291 465</u>	38.03
<b>TOTAL SPAIN</b>		35 019.59	1 353 864	
Portugal	Marble	10 093.32	407 920	40.41
Turkey	Marble	4 559.64	216 404	46.44
Greece )				
Yugoslavia )	Granite )	6 425.29	340 946	53.06
France )*	Marble )*	-	<u>85 485</u>	-
Fed. Rep. of )				
Germany )			426 431	
<b>TOTAL EUROPE</b>			14 231 394	
<b>ASIA</b>				
Taiwan	Marble	5 596.40	217 338	38.83
China )				
Malaysia )				
Hong Kong )	Granite	12 242.98	156 023	12.74
Sri Lanka )*		-	28 362	-
India )	Marble	13 844.89	<u>451 002</u>	32.58
Israel )				
<b>TOTAL ASIA</b>			852 725	
<b>TOTAL ALL COUNTRIES</b>			16 868 200	

\* Aggregated to preserve confidentiality of Canadian importers.

**IMPORTS OF MARBLE AND GRANITE,  
TILES AND SLABS**

**BY PROVINCE OF CONSIGNEE**

APRIL, MAY AND JUNE 1989

<u>Province</u>	<u>Material</u>	<u>Quantity</u> (Sq.M.)	<u>Value</u> (\$)	<u>% of Total</u> <u>Value</u>
Ontario	Granite	29 226.09	2 963 884	
		-	<u>69 162</u>	
			3 033 046	
	Marble	205 736.58	7 559 045	
		-	<u>284 635</u>	
			7 843 680	
<b>TOTAL ONTARIO</b>			10 876 727	65
Québec	Granite	4 045.91	280 455	
	Marble	69 388.18	<u>2 477 244</u>	
<b>TOTAL QUÉBEC</b>			2 757 699	16
British Columbia	Granite	3 060.90	293 253	
	Marble	58 057.42	<u>2 059 212</u>	
<b>TOTAL BRITISH COLUMBIA</b>			2 352 465	14
Alberta )	Granite	3 936.53	525 868	
Manitoba )*			-	<u>16 635</u>
Saskatchewan )			542 503	
Nova Scotia )		Marble	4 457.85	298 423
		-	<u>40 383</u>	
			338 806	
<b>TOTAL ALBERTA, MANITOBA SASKATCHEWAN AND NOVA SCOTIA</b>			881 309	<u>5</u>
<b>TOTAL ALL PROVINCES</b>			16 868 200	100

\* Aggregated to preserve confidentiality of Canadian importers.

**CANADIAN IMPORTERS  
MARBLE AND GRANITE,  
TILES AND SLABS**

APRIL, MAY AND JUNE 1989

Importers of marble and granite during the period of April, May and June 1989, as indicated in this report, are listed below in alphabetical order. Where the importer is not the same as the consignee (i.e. the recipient of the goods shipped), the name of the consignee rather than that of the importer is listed. The importer or consignee is not necessarily the end-user of the product.

NOTE: This list includes all importers except individuals.

<u>Name</u>	<u>Address</u>	<u>Name</u>	<u>Address</u>
Allied Architextural Products Ltd.	Toronto, Ont.	Crystal Tile and Marble Ltd.	North York, Ont.
Amber Tile and Terrazzo Inc.	Downsview, Ont.	D.A.P. Trading Eng.	Dorval, Qué.
Ames Bros. Distributors Ltd.	Burnaby, B.C.	Delta Tile and Terrazzo Co. Ltd.	Concord, Ont.
Arban, Joe Contractor Ltd.	Ottawa, Ont.	E.and M. Precast Ltd.	Rexdale, Ont.
Artex Precast Ltd.	Concord, Ont.	Ellero, Peter and Son Ltd.	Sudbury, Ont.
Bestman Ltée.	Montréal, Qué.	Ellis, Don Ltd.	Edmonton, Alta.
Bezic Development Ltd.	Toronto, Ont.	Euro Ceramic Tile Ltd.	Burnaby, Ont.
Bimbrok Tile and Marble Importing Ltd.,	Markham, Ont.	European Marble and Ceramic (1988) Inc.	Montréal, Qué.
Blis (Int'l) Unlimited	Markham, Ont.	Europex Co. Ltd.	Toronto, Ont.
	Winnipeg, Man.	F.A.N. Marble and Ceramics Ltd.	Mississauga, Ont.
Booth Box Co. Ltd.	Markham, Ont.	Ferleo Import Export Co. Ltd.	Rexdale, Ont.
Bordignon Marble and Granite Ltd.	Vancouver, B.C.	Fontile Corp.	Vancouver, B.C.
Bramalea Ltd.	Toronto, Ont.	G.C. Edgecroft Importing Ltd.	Woodbridge, Ont.
Burton, Don and Associates Ltd.	Calgary, Alta.	Garnet Marble Ltd.	Downsview, Ont.
C. and S. Ceramic Tile Distribution	Burnaby, B.C.	GEM Campbell Terrazzo and Tile Co.,	Rexdale, Ont.
C.B. Marble Craft Ltd.	Rexdale, Ont.	Global Marble Co.	Concord, Ont.
C.H.C. Tile and Marble Ltd.	Vancouver, B.C.	Golden Elephant Import & Export Co. Ltd.	Markham, Ont.
Caledonia Marble Co. Ltd.	Toronto, Ont.	Goldmar Marble Importing Inc.,	Scarborough, Ont.
Canada Granite and Marble Ltd.	Toronto, Ont.		
Canada Marble Products Ltd.	Surrey, B.C.	Granimac Inc.	Montréal, Qué.
Canadian Marble Products Ltd.	Surrey, B.C.	Grey Stone Marble Ltd.	Mississauga, Ont.
Canmuco Ltd.	Mississauga, Ont.	Importation/Exportation Y&Y Inc.,	Montréal, Qué.
Carreaux Métriques Inc.	Montréal, Qué.	Importations Marbec Division	
Central Supply Co.,	Montréal, Qué.	de 160098 Canada Inc.	Montréal, Qué.
	London, Ont.	Interstyle Imports Ltd.	Burnaby, B.C.
Ceramiques Royal Ltée.	St. Léonard, Qué.	Ital Design Marble and Granite Inc.,	
Ceratec Inc.	Québec, Qué.	Italbec Inc.	Downsview, Ont.
CIOT Imports Ltd.	Montréal, Qué.	Italian Fashion - 631947	Montréal, Qué.
Classic Tile Distributors Ltd.	Toronto, Ont.	Ontario Ltd.	
Continental Wall and Flooring Ltd.	Weston, Ont.	J.C. Concrete Ltd.	Downsview, Ont.
Crown Ceramics and Marble Ltd.	Montréal, Qué.		Winnipeg, Man.

CANADIAN IMPORTERS (Cont'd)

<u>Name</u>	<u>Address</u>	<u>Name</u>	<u>Address</u>
Lusitania Marble and Granite Ltd., M.J.M. Interstone Inc., Manhattan Trophies Ltd. Maple Terrazzo, Marble & Tile Inc., M.B.C. Marble Importing Inc.	Vancouver, B.C. St.Laurent, Qué. Downsview, Ont. Weston, Ont. Scarborough, Ont. Vancouver, B.C.	Renyvon Inc.  S.I.E.M. Canada Eng. Sacerdote Marble, Div. of Fresco Deitermann Ltd. Saltiel Development Ltd. Sheaffer Pen Canada Inc. Sintra Marble Suppliers Inc.	Scarborough, Ont. Montréal, Qué.  Montréal, Qué. Vancouver, B.C. Goderich, Ont.
Marble Art Canada Ltd. Marble Shop, The 515827 Ontario Ltd. Marble Trend Ltd. Marbres Unis Inc. Marchesi Marble Craft Ltd. Marimarmi Canada Ltd. Marprol Marble and Ceramic Ltd. Metric Marble Corp. Metric Marble Ltd. Mexi-Marble and Ceramic Ltd. Moruzzi Ltée. Moscone Tile Ltd. Muehling Precast and Contracting Co. Ltd. New Way Marble and Tile Ltd. O'Gaudet Sales Inc. Olympia Floor and Wall Tile Co. P.C.L. Constructions Eastern Inc. Palazzi Brothers Tile Ltd. Pamar Marble Ltd. Pamas Architectural Marble & Stone Inc. Petrico Int'l Trading Corp. Plastic Dress - Up Ltd. Polomik Tile Design Importers Inc. Porter Tile and Marble Ltd. Premier Ceramics Importing Ltd. Quadra Stone Co. Ltd. Quarella Inc.	Hamilton, Ont. Concord, Ont. Montréal, Qué. Vancouver, B.C. Laval, Qué. Toronto, Ont. Duncan, B.C. Rexdale, Ont. Mississauga, Ont. St.Léonard, Qué. Weston, Ont.  Kettleby, Ont. Weston, Ont. Woodbridge, Ont. Toronto, Ont. Toronto, Ont. Windsor, Ont. Downsview, Ont.  Richmond, B.C. Willowdale, Ont. Weston, Ont. Concord, Ont. Calgary, B.C. Woodbridge, Ont. Vancouver, B.C. Richmond Hill, Ont. Montréal, Qué.	Sopromat Ltée. Spada Tile Inc. Stalla Ceramic Ltd. Star Tile Co. Ltd. Sterling Tile and Carpet Co. Ltd. Stomix, Granit and Marble Inc. Sunpar Building Supplies Canada Inc., T. and V. Ceramic Tile Distributor Ltd. Tangram Surfaces Inc. Tempo Marble and Granite Ltd. Terrastone Development Corp. Terrazzo, Mosaic and Tile Co., Thunderbrick Ltd. Tilmar Int'l Inc. Tri-Krete Ltd. Trizec Equities Ltd. United Marble Co. Vancouver Brick and Stone Ltd. World Selection Importer/ Exporter Ltd. York Marble Tile & Terrazzo Co. Ltd.	Weston, Ont. Montréal, Qué. Kingston, Ont. Montréal, Qué. Vancouver, B.C.  Downsview, Ont. Laval, Qué. Vancouver, B.C.  Burnaby, B.C. Dartmouth, N.S.  Concord, Ont. Richmond, B.C.  Toronto, Ont. Estavan, Sask. St. Léonard, Qué. Weston, Ont. Vancouver, B.C. Toronto, Ont.  Richmond, B.C.  Downsview, Ont.  Toronto, Ont.
Ramca Tiles Ltd.			

FOREIGN EXPORTERS TO CANADA

MARBLE AND GRANITE,  
TILES AND SLABS

APRIL, MAY AND JUNE 1989

Major exporters to Canada of marble and granite are listed below in descending order of dollar value. Names are as shown on the shipping documents. These exporters accounted for 76 per cent of the total analyzed value of \$16.9 million.

<u>Name</u>	<u>Address</u>	<u>Value of Exports to Canada</u> (\$000)
Rover, S.P.A. Cold Spring Granite Co.	Verona, Italy Cold Spring, MN., USA	}* 2 074
Granitex, S.P.A.	Grezzana, Italy	691
Freda, S.P.A. Campolonghi Italia, S.P.A. Vermont Marble Co.	Guarceta, Italy Montignoso, Italy Proctor, VT., USA	) )* ) 1 582
F. LLI Quarella Antolini Luigi & C, S.P.A. Mario Tenerami	Domegliara, Italy Sega di Cavaion Avenza, Italy	) )* ) 1 138
Simonelli, S.P.A. M.A.B. Marmi Agglomerati, S.P.A.	Marina Di Carrara, Italy Seriata, Italy	)* ) 615
Falk Iberia, S.A. Olympia Marmi S.P.A. Cre-mar, S.P.A.	Valencia, Spain Querceta, Italy Verona, Italy	) )* ) 786
Formai and Co. S.I.T.E.M., Srl Litomarmi, Snc	Carrara, Italy Ascoli Piceno, Italy Verona, Italy	) )* ) 633
Marmi Sava, Srl Biagimi Marmitalia, Srl	Domegliara, Italy Marina Di Carrara, Italy	)* ) 376
Veneta Target, Srl Rein, S.P.A. Siem, S.P.A.	Chiampo Vicenza, Italy Ascoli Piceno, Italy Marina Di Carrara, Italy	) )* ) 519
Caro and Colombi, S.P.A. Emmanuele Allboni P. Chioppale, Srl	Marina Di Carrara, Italy Marina Di Querceta, Italy Marina Di Carrara, Italy	) )* ) 473

\* Aggregated to preserve confidentiality of Canadian importers.

FOREIGN EXPORTERS TO CANADA (Cont'd)

MARBLE AND GRANITE,  
TILES AND SLABS

APRIL, MAY AND JUNE 1989

<u>Name</u>	<u>Address</u>	<u>Value of Exports to Canada (\$000)</u>
Alimonti Fratelli, S.P.A.	Romano Di Lombordia, Italy	440
Aliani Geom Giorgio	Marina Di Querceta, Italy	
Nuova EGB, Srl	Marina Di Querceta, Italy	
Eduarda Galrao Jorge & Irmao	Portugual	402
Italgraniti Srl	Ausonia, Italy	
Gramimarble	Marina Di Carrara, Italy	
Sauro Roberto	Marzana, Italy	372
Adistone	Pescantina, Italy	
Marmol Compac S.A.	Valencia, Spain	
Kedawi Marble Sun, B.H.D.	Kuala Lumpur, Malaysia	344
Santa Margherita	Verona, Italy	
A.Z. Marmi	Genova, Italy	
Marmoles Del Mediterraneo	Novelda, Spain	318
Henraux, S.P.A.	Querceta, Italy	
Intercomm Inc.	Marina Di Carra, Italy	
Fergranit, Srl	Cagliari, Italy	309
Marble and Tiles Corp.,	Turkey	
Alcalde Manuel Alberola	Novelda, Spain	
Siltem, Inc.	Grosseto, Italy	371
J.A. Gomes Y Cia, S.L.	Alicante, Spain	
Marmoles Viseman, S.L.	Novelda, Spain	
Salvatori Afredo, and Co..	Querceta, Italy	
Luigi Maccari and Co.,	Colle Val D'elsa, Italy	175
Marmoles Levante, S.A.	Novelda, Spain	
I.B.E.T. Building Export	Capodimonte, Italy	253
Trade Srl,	Marina Di Carrara, Italy	
Tazzi Silvano	Athens, Greece	
S. Zanolls and Co.,		

\* Aggregated to preserve confidentiality of Canadian importers.

FOREIGN EXPORTERS TO CANADA (Cont'd)

MARBLE AND GRANITE,  
TILES AND SLABS

APRIL, MAY AND JUNE 1989

<u>Name</u>	<u>Address</u>	<u>Value of Exports to Canada</u> (\$000)
F.LLI Bana Modul Mermer San Ve Tic, AS, Edeh Marble Industrial Co. Ltd.	Bolgare, Italy ) Isparta, Turkey )* Huallen, Taiwan )	243
Ingemar, S.A. Free Lanka Granite and Marble Export ZMAG Decoration Industry Srl.	Usurbil, Spain ) Colombo, Sri Lanka )* Domegliava, Italy )	230
Bresciana Granite, S.P.A. Aleri, Srl Sour Feroelektro	Nuvolera, Italy ) Cenaia/Pisa, Italy )* Sarajero, Yugoslavia )	218
Edilco For Stone, Srl J. Duarte and Filhos, L.D.A. Marmi Formigari S.P.A.	Verona, Italy ) Pero Pinheiro, Portugal )* Formari, Italy )	214
		<hr/> 12 776

\* Aggregated to preserve confidentiality of Canadian importers.



**CANADIAN PRODUCERS  
MARBLE AND GRANITE,  
TILES AND SLABS**

**GRANITE TILE**

<u>Name</u>	<u>Address</u>
Ancor Granite Tile Inc.	Montréal, Qué.
Canital Granite Ltd.	Winnipeg, Man.
Tiles Grani - décor Inc.	St. Sébastien, Qué.
Tulinor	Bergeronnes, Qué.

**GRANITE SLAB**

<u>Name</u>	<u>Address</u>
Granikor	St. Augustin, Qué.
Granit Bussière Inc.	St. Sébastien, Qué.
A Lacroix et Fils Granit Ltée.	St. Sébastien, Qué.
Granitslab International Inc.	Stanstead, Qué.
B.C. Granite Manufacturing, Div. of Ladha Industries Holdings Inc.	Delta, B.C.

**MARBLE SLAB**

<u>Name</u>	<u>Address</u>
Arriscraft Corporation	Cambridge, Ont.
Two Island Marble Corp.	Ottawa, Ont.

Source: Industry, Science and Technology Canada

CANADIAN AND FOREIGN TARIFFS

Marble and Granite tile and slabs included in this analysis were dutiable under the following Canadian tariff items.

Tariff Item	Description of Goods	Tariff Treatment			% of Total Imports Apr.-June 1989
		Most Favoured Nation Tariff	General Preferential Tariff	United States Tariff	
	Other monumental or building stone and articles thereof. simply cut or sawn, with a flat or even surface:				
6802.21.00	--Marble, travertine and alabaster On and after January 1, 1990 On and after January 1, 1991	5.7%	3.5%	4.5% 3.4% 2.2%	5
6802.23.00	--Granite  Other:	5.5%	Free	Free	1
6802.91.00	--Marble, travertine and alabaster On and after January 1, 1990 On and after January 1, 1991	9%	Free	7.2% 5.4% 3.6%	70
6802.93.00	--Granite ----Worked monumental or building stone ----Other	10.2%	6.5%	Free	24

Enquiries concerning tariffs should be directed to the nearest Customs and Excise office or to:

Tariff Programs  
Revenue Canada  
Customs and Excise  
Ottawa, Ontario  
K1A 0L5  
Tel.: (613) 954-6927  
Fax.: (613) 954-2509

FOREIGN COUNTRIES

Enquiries concerning tariffs and other government trade regulations in foreign countries should be directed to:

Info Export  
External Affairs  
Ottawa, Ontario  
K1A 0G2  
Tel.: (613) 993-6435 OR 1-800-267-8376  
Fax.: (613) 996-9709

RECONCILIATION

Imports of Marble and Granite tiles and slabs during the months of April, May and June 1989 as reported on documents analyzed in this report, amounted to \$16.9 million. The value reported in this import analysis does not correspond to the official Statistics Canada figure of \$25.3 million for various reasons. Reconciliation of the two total figures is as follows:

<u>Values Accounted For</u>	<u>Value</u> <u>(\$000)</u>
Value reported by Statistics Canada but not included in this report (e.g. documents not available for processing)	3 823
Documents covering individual shipments valued at less than \$15,000, not included in this analysis	4 593
Total values reported in this import analysis	<u>16 868</u>
Total values accounted for as above	25 284
Total values published by Statistics Canada	25 284