



Industry, Science and
Technology Canada

Industrie, Sciences et
Technologie Canada

HF3221

.14

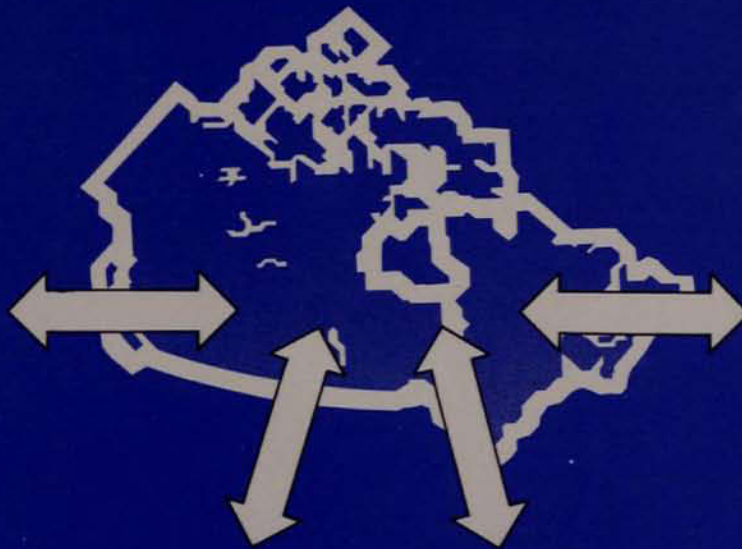
90111

MARKET INTELLIGENCE

NYLON TWINE FOR THE COMMERCIAL FISHING INDUSTRY

APRIL, MAY AND JUNE 1990

Pub. No.: 90111-IA February 1991



Canada



INDUSTRY, SCIENCE AND
TECHNOLOGY CANADA
LIBRARY

MAY - 2 1991
AEBF

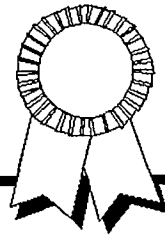
BIBLIOTHÈQUE
INDUSTRIE, SCIENCES ET
TECHNOLOGIE CANADA

NYLON TWINE FOR THE COMMERCIAL FISHING INDUSTRY

APRIL, MAY AND JUNE 1990

Pub. No.: 90111-IA February 1991

**1990 ISTC
Quality
Award**



Prepared by:
Lionel Charron
Market Intelligence Division
Services to Business Branch
Industry, Science and Technology Canada
235 Queen Street
Ottawa, Ontario
K1A 0H5
Tel.: (613) 954-4970
Fax.: (613) 954-5463

REFERENCE SOURCES

Industry, Science and Technology Canada
Statistics Canada, Tel.: (613) 951-9647
Revenue Canada, Tel.: (613) 954-6904
U.S. Department of Commerce,
Bureau of the Census
Tel.: (301) 763-7754

TARIFFS

Enquiries concerning **Canadian** tariffs should be directed to the nearest Customs and Excise office or to:

Tariff Programs
Revenue Canada
Customs and Excise
Ottawa, Ontario K1A 0L5
Tel.: (613) 954-6904
Fax.: (613) 954-2509

Enquiries concerning tariffs and other government trade regulations in **foreign** countries should be directed to:

Info Export
External Affairs
Ottawa, Ontario
K1A 0G2
Tel.: (613) 993-6435 OR
1-800-267-8376
Fax.: (613) 996-9709

EXPLANATORY NOTES

Commodity Classification

Canadian Trade statistics are classified and published according to the International Convention on the Harmonized Commodity and Description Coding System (H.S.), as defined by the Canadian Customs Tariff and Statistical Nomenclature.

Valuation

Dollar values shown in this report are based on selling price F.O.B. plant, in Canadian dollars. This selling price represents the value paid by the importer, excluding all freight, packing and insurance costs when specified. All trade discounts, when applicable, are also deducted from the selling price.

Rounding


Figures may not add due to rounding.

Canada - U.S. Exchange Rate

The Bank of Canada exchange rates were used to convert U.S. imports reported in \$US to \$Cdn.

TABLE OF CONTENTS

	PAGE
I. Introduction and Scope	5
II. Analysis of Imports	6
III. Canadian Production	9
 APPENDICES	
A. Imports of Nylon Twine for the Commercial Fishing Industry by Twine Size and Price Range	10
B. Imports of Nylon Twine for the Commercial Fishing Industry by Country of Origin	11
C. Imports of Nylon Twine for the Commercial Fishing Industry by Province of Consignee	12
D. Canadian Importers	13
E. Foreign Exporters to Canada	14
F. Canadian Suppliers	15
G. Canadian and Foreign Tariffs	17



NYLON TWINE FOR THE COMMERCIAL FISHING INDUSTRY

I. INTRODUCTION AND SCOPE

This Import Analysis is one of a continuing series of market intelligence reports designed to increase business awareness of the potential existing for production in Canada and to assist businesses and other organizations in their market research of specific products. The detailed information provided in these reports supports studies by organizations seeking to expand existing production lines, change individual product characteristics or engage in new manufacturing investment in Canada. The coverage of a market intelligence report is developed in close consultation with the client, and is tailored to meet their specific requirements. It is important to emphasize that this report does not attempt any assessment as to the feasibility of competing in a particular market.

This analysis of imports on nylon twine for the commercial fishing industry is based on a detailed examination of Revenue Canada Customs import documents for the period April to June 1990 for the following:

<u>Description</u>	<u>H.S. Commodity Code Analyzed</u>
Twine, cordage, rope and cables whether or not plaited or braided and whether or not impregnated, coated, covered or sheathed with rubber or plastics (56.07)	
Of other synthetic fibres (5607.50)	
Of a circumference not exceeding 25.4 mm of nylon	5607.50.10.10

The Harmonized System (H.S.) import commodity code 5607.50.10.10 contains products other than for the commercial fishing industry. This report presents data only on documents identified as nylon twine for the commercial fishing industry.

NYLON TWINE FOR THE COMMERCIAL FISHING INDUSTRY

II. ANALYSIS OF IMPORTS

APRIL, MAY AND JUNE 1990

Of the total \$926 500 of imports recorded to this H.S. commodity code during the months April to June 1990, Nylon Twine for the Commercial Fishing Industry accounted for 26 thousand kilograms with a value of \$251 300.

Of this \$251 300, twine size number 18 accounted for \$41 600 or 17 per cent of the total value, followed by size numbers 15 and 21 with \$29 000 and \$20 000 (12 per cent and 8 per cent) respectively. For further details, refer to Appendix A.

SUMMARY OF IMPORTS

BY TWINE SIZE IN DESCENDING ORDER OF VALUE

<u>Twine Size</u> (Number)	<u>Value</u> (\$000)	<u>Quantity</u> (Kg)	<u>Average</u> <u>Unit Price</u> (\$/Kg)
18	42	4 911	8.55
15	29	3 169	9.15
21	20	1 569	12.75
Other	49	4 677	10.48
Not Known	<u>111</u>	<u>11 865</u>	<u>9.36</u>
TOTAL	251	26 191	9.58

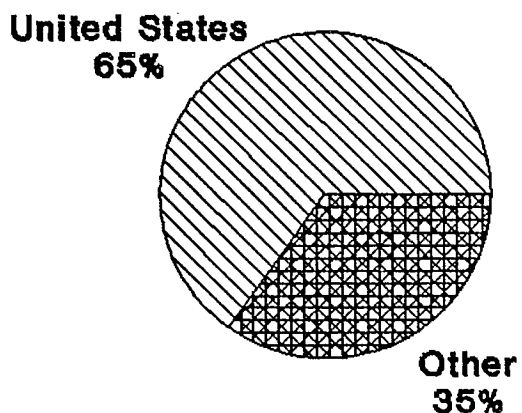
NYLON TWINE FOR THE COMMERCIAL FISHING INDUSTRY

II. ANALYSIS OF IMPORTS (Cont'd)

BY COUNTRY OF ORIGIN

APRIL, MAY AND JUNE 1990

Imports originating from the United States accounted for \$163 000 or 65 per cent of the total value of imports for nylon twine for the commercial fishing industry. For further details, refer to graph below and Appendix B.



100% = \$251 000

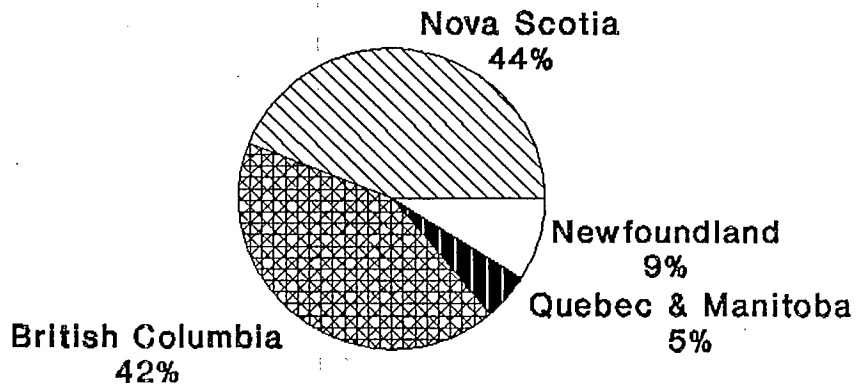
Other countries include: Japan, Rep. of Korea, Taiwan, United Kingdom, Fed. Rep. of Germany and Denmark.

NYLON TWINE FOR THE COMMERCIAL FISHING INDUSTRY

II. ANALYSIS OF IMPORTS (Cont'd) BY PROVINCE OF CONSIGNEE

APRIL, MAY AND JUNE 1990

Nova Scotia was the major province of consignee for the imports analysed, accounting for 44 per cent of the total value of imports. For further details, refer to Appendix C.



100% = \$251 000

NYLON TWINE FOR THE COMMERCIAL FISHING INDUSTRY

II. ANALYSIS OF IMPORTS (Cont'd)

IMPORT MARKET CONCENTRATION

APRIL, MAY AND JUNE 1990

<u>Principal Consignees/Importers</u> (By Value)	<u>Cumulative Value</u> (\$000)	<u>Cumulative % of Total Value</u>
5	173	69
10	235	94
15	248	99
All Importers (22)	251	100

There were 22 known consignees/importers of nylon twine for the commercial fishing industry during the period April to June 1990. The top five consignees/importers accounted for \$173 000 or 69 per cent of the total dollar value of imports. All consignees/importers are listed in alphabetical order in Appendix D.

III. CANADIAN PRODUCTION

Nylon twine for the commercial fishing industry is presently manufactured in Canada. However, separate data on production or shipments by Canadian manufacturers is not available.

APPENDIX A

NYLON TWINE FOR THE COMMERCIAL FISHING INDUSTRY

BY TWINE SIZE AND PRICE RANGE

APRIL, MAY AND JUNE 1990

<u>Twine Size</u> (No.)	<u>Price Range</u> (\$/Kg)	<u>Quantity</u> (Kg)	<u>Value</u> (\$)	<u>Average Unit Price</u> (\$/Kg)
15	5.00 to 18.00	3 169	29 156	9.20
18	5.00 to 19.00	4 911	41 582	8.47
21	6.00 to 20.00	1 569	19 505	12.43
24	5.00 to 12.00	943	7 096	7.52
30, 32, 36*	7.00 to 12.00	672	7 248	10.79
48, 60, 72*	10.00 to 15.00	1 580	17 309	10.96
280, 325*	11.00 to 13.00	736	8 305	11.28
420, 550, 750*	11.00 to 17.00	746	9 873	13.23
Not Known	5.00 to 24.00	<u>11 865</u>	<u>111 229</u>	<u>9.37</u>
TOTAL		26 191	251 303	9.60

* Aggregated to preserve confidentiality of Canadian importers.

APPENDIX B

NYLON TWINE FOR THE COMMERCIAL FISHING INDUSTRY

BY COUNTRY OF ORIGIN

APRIL, MAY AND JUNE 1990

<u>Country of Origin</u>	<u>Quantity</u> (Kg)	<u>% of Total</u> <u>Quantity</u>	<u>Value</u> (\$)	<u>% of Total</u> <u>Value</u>
United States	17 032	65	163 041	65
Japan)				
Rep. of Korea)*	7 358	28	69 996	28
Taiwan)				
United Kingdom)				
Fed. Rep. of Germany)*	1 081	7	18 266	7
Denmark)				
TOTAL - All Countries	26 191	100	251 303	100

* Aggregated to preserve confidentiality of Canadian importers.

APPENDIX C

NYLON TWINE FOR THE COMMERCIAL FISHING INDUSTRY

BY PROVINCE OF CONSIGNEE

APRIL, MAY AND JUNE 1990

<u>Country of Origin</u>	<u>Quantity</u> (Kg)	<u>% of Total</u> <u>Quantity</u>	<u>Value</u> (\$)	<u>% of Total</u> <u>Value</u>
Nova Scotia	10 513	40	109 243	43
British Columbia	11 445	44	104 518	42
Newfoundland	2 597	10	23 206	9
Québec Manitoba	1 636	6	14 336	6
TOTAL - All Provinces	26 191	100	251 303	100

* Aggregated to preserve confidentiality of Canadian importers.

NYLON TWINE FOR THE COMMERCIAL FISHING INDUSTRY

CANADIAN IMPORTERS

APRIL, MAY AND JUNE 1990

Importers of nylon twine for the commercial fishing industry during the period April to June 1990, as indicated in this report, are listed below, in alphabetical order. Where the importer is not the same as the consignee (i.e. the recipient of the goods shipped), the name of the consignee rather than that of the importer is listed. The importer or consignee is not necessarily the end-user of the product.

NOTE: This list includes all importers except individuals.

<u>Name</u>	<u>Address</u>
Ajax Fishing Co.	Powell River, B.C.
Bay Bulls Trading Co. Ltd.	St. John's, Nfld.
Bourdeau, Jean Inc.	Laval, Qué.
Bridport Brownell Ltd.	Dartmouth, N.S.
British Columbia Packers Ltd.	Vancouver, B.C.
C.P. Leckie Ltd.	Richmond, B.C.
Clearwater Fine Foods Inc.	Bedford, N.S.
Dantrawl Nfld. Co. Ltd.	Harbour Grace, Nfld.
Deep Sea Fishing Supply Co. Ltd.	Surrey, B.C.
Henle, Jean H. Inc.	Montréal, Qué.
IMP Group Ltd.	Halifax, N.S.
J.S. McMillan Fisheries Ltd.	Vancouver, B.C.
Karpat Ltd.	Montréal, Qué.
Lakefish Net and Twine Ltd.	Winnipeg, Man.
Mercers Marine Equipment Ltd.	Clareville, Nfld.
Nikka Industries Ltd.	Vancouver, B.C.
Nordsea Fishing Gear Ltd.	Dartmouth, N.S.
Pacific Net and Twine Ltd.	Richmond, B.C.
Redden Net Co. Ltd.	Vancouver, B.C.
Rotrem Products Co. Ltd.	Beloeil, Qué.
Stanbel Ltd.	St. Léonard, Qué.
Wire Rope Industries Ltd.	Dartmouth, N.S.

APPENDIX E

NYLON TWINE FOR THE COMMERCIAL FISHING INDUSTRY

FOREIGN EXPORTERS TO CANADA

APRIL, MAY AND JUNE 1990

There were a total of 24 exporters to Canada of nylon twine for the commercial fishing industry during the period April to June 1990. They are listed below in descending order of dollar value.

<u>Name</u>	<u>Address</u>	<u>Value of Exports to Canada</u> (\$000)
Hi-Seas Industries Inc.	New York, NY, USA)	71*
Brownell & Co.	Moodus, CT, USA)	
Nan Yang Fishing Net Ind. Inc.	Pusan, Rep. of Korea)	53*
Nichimen Corp.	Osaka, Japan)	
Samson Ocean Systems Inc.	Ferndale, WA, USA)	57*
Nippon Kenmo Co. Ltd.	Osaka, Japan)	
Jovanovich Supply Co.	Seattle, WA, USA)	
Bridport-Gundry Netting Ltd.	Bridport, UK)	26*
Powers Twines Inc.	Everson, WA, USA)	
King Chou Fish Nets Co.	Tungkang, Taiwan)	
John H. Graham & Co. Inc.	Oradell, NJ, USA)	18*
Nylon Stonek GmbH	(1) Fed. Rep. of Germany)	
Gladding Braided Prods. Co.	S. Otselic, NY, USA)	
Asia Oceanic Industries Inc.	Kaohsiung, Taiwan)	13*
Ashaway Line and Twine Mfg. Co. Ltd.	Ashaway, RI, USA)	
First Washington Net Factory Inc.	Blaine, WA, USA)	
Everson Cordage Works Co.	Everson, WA, USA)	11*
Nylon Net Co.	Memphis, TN, USA)	
Wire Rope Industries Inc.	Seattle, WA, USA)	
Dantrawl A/S	Norvestkajen, Denmark)	
Monoi Fishing Net Mfg. Co.	Busan, Rep. of Korea)	2*
I.M.P. Fishing Gear Co.	New Bedford, MA, USA)	
L.F.S. Inc.	Seattle, WA, USA)	
Johnson Trawl Inc.	Bellingham, WA, USA)	
TOTAL		251

* Aggregated to preserve confidentiality of Canadian importers.
(1) City not known

NYLON TWINE FOR THE COMMERCIAL FISHING INDUSTRY

CANADIAN SUPPLIERS

The following lists are taken from two sources: a) the Business Opportunities Sourcing System (BOSS), a computerized data bank established by the Federal Department of Industry, Science and Technology Canada (ISTC); and b) the Canadian Trade Index, published by the Canadian Manufacturers' Association (CMA). These lists may not include all suppliers of the products in question, as companies must themselves register in BOSS or the Canadian Trade Index. In both cases, information of Canadian products supplied is as given by the companies.

BOSS

Twine, Commercial Fishing, Man-Made Fibres

<u>Name</u>	<u>Address</u>
* Herzoq Rope Ltd.	Richmond, B.C.

* Company engaged in export trade

Any enquiries and/or comments regarding the BOSS list should be directed to:

Business Opportunities Sourcing Systems (ABOS)
Industry, Science and Technology Canada
235 Queen Street
Ottawa, Ontario K1A 0H5
Tel: (613) 954-5031
Telex: 053-4123
Fax: (613) 954-1894

NYLON TWINE FOR THE COMMERCIAL FISHING INDUSTRY

CANADIAN SUPPLIERS (Cont'd)

CANADIAN TRADE INDEX

Canadian companies are arranged in alphabetical order.

Rope and Twine, Nylon*

<u>Name</u>	<u>Address</u>
Atlantic Braids Ltd.	Chute-à-Blondeau, Ont.
Belding-Corticelli (1982) Inc.	Montréal, Qué.
Bridgeline Ropes Ltd. ⁽¹⁾	Belleville, Ont.
Canada Cordage Inc.	Kitchener, Ont.
Cancord Inc.	Hamilton, Ont.
Caristrap International Inc.	Chomedey-Laval, Qué.
Embalex Ltd.	Strathroy, Ont.
Guelph Twines Ltd.	Guelph, Ont.
Hollandia Sports Net Manufacturers Ltd.	St. Laurent, Qué.
Kenyon, William, Inc.	Granby, Qué.
North Star Ropes (1971) Ltd.	Edmonton, Alta.
Novastran Ltd.	Saint John, N.B.
Schindler Mfg. Inc.	Hamilton, Ont.
Stanbel Ltd.	Montréal, Qué.

* This list may or may not include twine for commercial fishing

(1) Company engaged in export trade

Any enquiries and/or comments regarding the Canadian Trade Index list should be directed to:

The Canadian Manufacturers' Association
One Yonge Street
Toronto, Ontario
M5E 1J9
Tel: (416) 363-7261
Telex: 065-24693
Fax: (416) 363-3779

APPENDIX G

NYLON TWINE FOR THE COMMERCIAL FISHING INDUSTRY

CANADIAN AND FOREIGN TARIFFS

Nylon twine for the commercial fishing industry included in this analysis were dutiable under the following Canadian tariff item.

<u>Tariff Item</u>	<u>Description of Goods</u>	<u>Tariff Treatment</u>		
		<u>Most Favoured Nation Tariff</u>	<u>General Preferential Tariff</u>	<u>United States Tariff</u>
	Twine, cordage, rope and cables whether or not plaited or braided and whether or not impregnated, coated, covered or sheathed with rubber or plastics.			
	-Of other synthetic fibres			
	---Of a circumference not exceeding 25.4 mm			
5607.50.10	-----Of nylon	10% and 11¢/kg	X	9% and 9.9¢/kg
	On and after January 1, 1990			8% and 8.8¢/kg
	On and after January 1, 1991			7% and 7.7¢/kg

Where the symbol "X" appears in the column "General Preferential Tariff" the rate of customs duty that applies to those goods is the rate set out with respect to those goods in the column "Most-Favoured-Nation Tariff" of that Schedule.

NYLON TWINE FOR THE COMMERCIAL FISHING INDUSTRY

CANADIAN AND FOREIGN TARIFFS (Cont'd)

Enquiries concerning tariffs should be directed to the nearest Revenue Canada Customs and Excise office as listed on page two of this report.

FOREIGN COUNTRIES

Enquiries concerning tariffs and other government trade regulations in foreign countries should be directed to External Affairs as listed on page two of this report.

FOR MORE INFORMATION PLEASE CONTACT:

Market Intelligence Division
Services to Business Branch
Industry, Science and Technology Canada
235 Queen Street
Ottawa, Ontario
K1A 0H5
Tel.: (613) 954-4970
Fax.: (613) 954-5463

OR Textile Division
Service Industries and Consumer Goods
Branch
Industry, Science and Technology Canada
235 Queen Street
Ottawa, Ontario
K1A 0H5
Tel.: (613) 954-2885
Fax.: (613) 954-1894

ISTC BUSINESS SERVICE CENTRES

These centres have been established at headquarters and in every regional office to provide clients with a gateway into the complete range of ISTC services, information products, programs and expertise.

REGIONAL OFFICES

QUÉBEC

ISTC
Tour de la Bourse, Suite 3800
800 Victoria Place
P.O. Box 247
Montréal, Qué. H4Z 1E8
Tel.: (514) 283-8185
or 1-800-361-5367
Fax.: (514) 283-3302

ONTARIO

ISTC
Dominion Public Building
1 Front Street West, 4th Floor
Toronto, Ont. M5J 1A4
Tel.: (416) 973-ISTC
Fax.: (416) 973-8714

MANITOBA

ISTC
8th Floor
330 Portage Avenue
P.O. Box 981
Winnipeg, Man.
R3C 2V2
Tel.: (204) 983-ISTC
Fax.: (204) 983-2187

NEWFOUNDLAND

ISTC
Atlantic Place
215 Water Street, 5th Floor
P.O. Box 8950
St. John's, Nfld. A1B 3R9
Tel.: (709) 772-ISTC
Fax.: (709) 772-5093

NOVA SCOTIA

ISTC
Central Guaranty Trust Tower
1801 Hollis Street, 5th Floor
P.O. Box 940, Station 'M'
Halifax, N.S. B3J 2V9
Tel.: (902) 426-7259
Fax.: (902) 426-2624

SASKATCHEWAN

ISTC
410-119 5th Avenue South
Saskatoon, Sask.
S7K 5X2
Tel.: (306) 975-4386
Fax.: (306) 975-5334

PRINCE EDWARD ISLAND

ISTC
Confederation Court Mall
134 Kent Street, Suite 400
P.O. Box 1115
Charlottetown, P.E.I. C1A 7M8
Tel.: (902) 566-7400
Fax.: (902) 566-7450

NEW BRUNSWICK

ISTC
Assumption Place, 12th Floor
770 Main Street
P.O. Box 1210
Moncton, N.B. E1C 8P9
Tel.: (506) 857-ISTC
Fax.: (506) 851-6429

BRITISH COLUMBIA

ISTC
Suite 900
Scotia Tower,
650 West Georgia St.
P.O. Box 11610
Vancouver, B.C.
V6B 5H8
Tel.: (604) 666-0266
Fax.: (604) 666-0277

REGIONAL OFFICES (Cont'd)

ALBERTA

ISTC
Room 540
Canada Place
9700 Jasper Avenue
Edmonton, Alta. T5J 4C3
Tel.: (403) 495-ISTC
Fax.: (403) 495-4507

ISTC
Suite 1100
510-5th Street Southwest
Calgary, Alta. T2P 3S2
Tel.: (403) 292-4575
Fax.: (403) 292-4578

YUKON

ISTC
Suite 301
108 Lambert Street
Whitehorse, Y.T. Y1A 1Z2
Tel.: (403) 668-4655
Fax.: (403) 668-5003

NORTHWEST TERRITORIES

ISTC
10th Floor
Precambrian Building
P.O. Bag 6100
Yellowknife, N.W.T.
Tel.: (403) 920-8568
Fax.: (403) 873-6228

HEADQUARTERS

ISTC
1st Floor, East Tower
235 Queen Street
Ottawa, Ont. K1A 0H5
Tel.: (613) 952-ISTC
Fax.: (613) 957-7942

