

HF
3221
.14
no.
85008-PM

IMPORT ANALYSIS

GRAPHIC ARTS FILM UNEXPOSED,
IN ROLLS AND SHEETS
JANUARY TO DECEMBER 1984



Government
of Canada

Regional Industrial
Expansion

Gouvernement
du Canada

Expansion industrielle
régionale

Canada 

Pub. No. 85008 - PM
I.D. 2154
November 7, 1985

GRAPHIC ARTS FILM UNEXPOSED,
IN ROLLS AND SHEETS
JANUARY TO DECEMBER 1984



Further information available from:

Market Information and Analysis Division
Market Development Branch
Regional Industrial Expansion
Ottawa, Canada, K1A 0H5
Tel: (613) 995-8216

© Copyright 1984

Crown in Right of Canada. No part of this report may be reproduced without the written consent of the Minister of Regional Industrial Expansion.

C O N T E N T S

	<u>PAGE</u>
<u>SECTION I</u> - Introduction	3
Import Trends	5
Analysis of Imports	6
<u>SECTION II</u> - Tables	
<u>GRAPHIC ARTS FILM-ROLLS</u>	
TABLE 1 - Summary by Type, Quantity and Value	7
TABLE 2 - By Type and Size, Including Import Market Concentration	8
TABLE 3 - By Province of Entry and Type	16
 <u>GRAPHIC ARTS FILM-SHEETS</u>	
TABLE 4 - Summary by Type, Quantity and Value	17
TABLE 5 - By Type and Size, Including Import Market Concentration	18
TABLE 6 - By Province of Entry and Type	28
<u>SECTION III</u> - Importer/Exporter List	29
<u>SECTION IV</u> - Canadian and Foreign Tariffs	30

-
- REFERENCES:
- (1) Customs Tariff: Items 18702-01
and 93901-81
 - (2) Canadian International Trade
Classification (Cat. #65-502E,
Statistics Canada)
 - (3) Imports by Commodities
(Cat. #65-007, Statistics Canada)
Commodity Code 915-39-50

SECTION I

INTRODUCTION

This report contains information on the imports of unexposed graphic arts film into Canada during the year 1984.

National Revenue Customs invoices supply information on each shipment entering Canada. This report is based on the examination of Customs invoices classified to import commodity code 915-39-50 "Film, Graphic Arts, Unexposed, Rolls and Sheets".

Only those Customs invoices which originated from Japan and the United States, with a value of \$40,000 or more, were examined.

Graphic arts film is used by the printing industry to photograph line and continuous-tone copy. After processing it is used to expose lithographic printing plates.

According to Departmental sources, at the present time there is only one company in Canada with the capability of manufacturing graphic arts film in rolls and sheets. Many firms import this product in master rolls for cutting and packaging in Canada. In most cases, these products are distributed through national dealers who supply a complete line of graphic art products including film, equipment, chemicals and other products.

Coverage of Values

Canadian International Trade Classification
(C.I.T.C.) Import Commodity Code:

915-39-50 Film, Graphic Arts, Unexposed, Rolls & Sheets

	<u>Value</u> (\$,000)
Published Statistics Canada Data (All Countries)	49,354
Total Shipments of \$40,000 and over, Customs Value for Duty, Country of Origin Japan & USA, published by Statistics Canada	31,127
Total Shipments of \$40,000 and over, Selling Price, Country of Origin Japan & USA, as analyzed in this report	21,078

SECTION I (Continued)

The discrepancy of \$10,049,000 between published Statistics Canada data of \$31,127,000 and the value of \$21,078,000 as analyzed in this report can be attributed, in the main, to the difference between Fair Market Value and Selling Price (F.O.B.). In many shipments this factor was fifty per cent.

Imports are generally recorded at the values established for customs duty purposes according to the provisions of the Customs Act. Customs values are identical to selling prices for most transactions between non-affiliated firms, but customs values exceed selling prices for many transactions between affiliated firms.

IMPORT TRENDS

CANADIAN INTERNATIONAL TRADE CLASSIFICATION 915-39-50

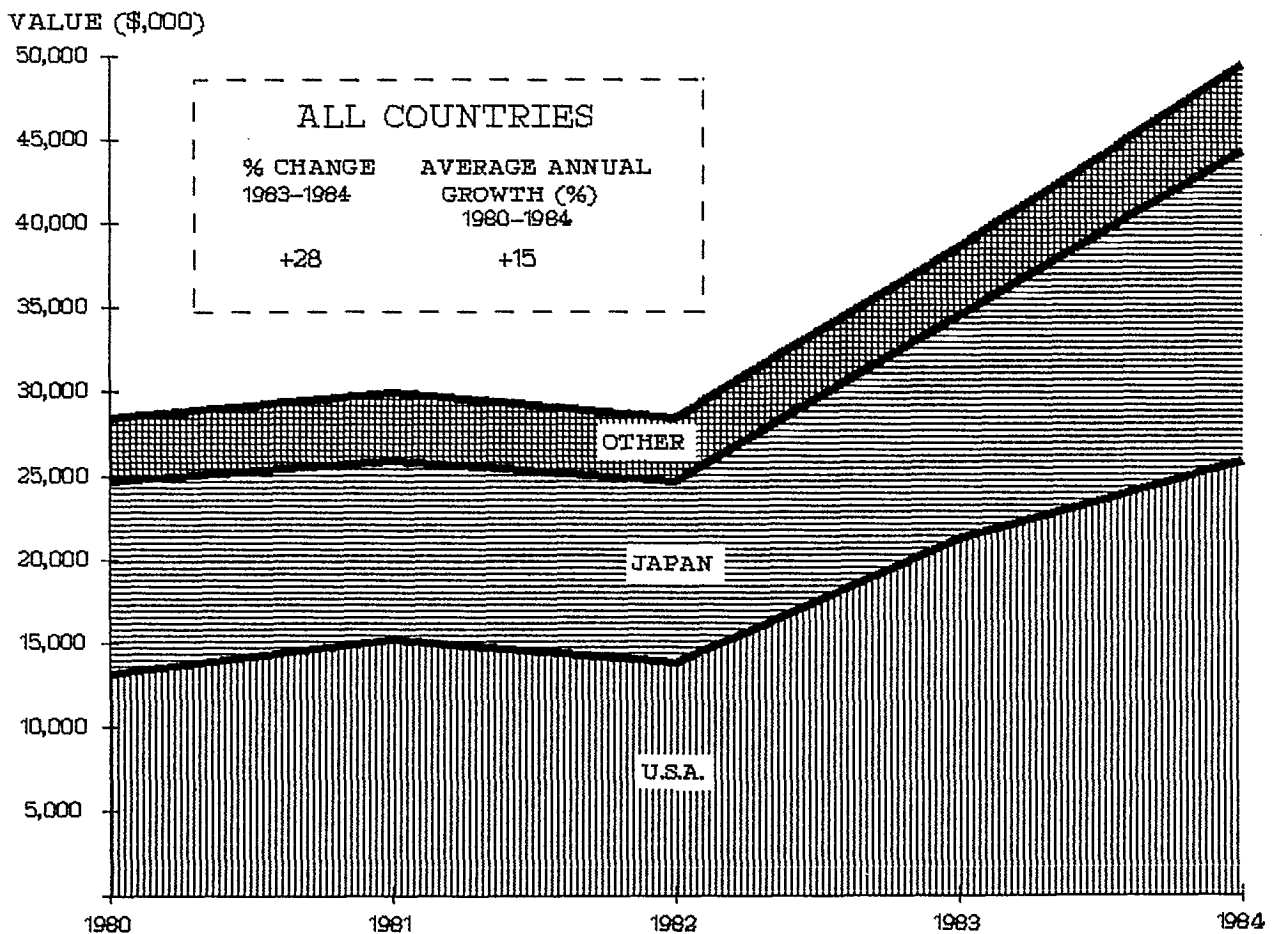
GRAPHIC ARTS FILM, UNEXPOSED, ROLLS AND SHEETS

CALENDAR YEARS 1980 TO 1984

<u>Year</u>	<u>Country of Export</u>			<u>All Countries</u> ((\$,000)
	<u>U.S.A.</u> ((\$,000)	<u>Japan</u> ((\$,000)	<u>Other*</u> ((\$,000)	
1980	11,547	13,088	3,788	28,423
1981	10,799	15,116	3,909	29,824
1982	10,873	13,760	3,758	28,391
1983	13,225	21,154	4,082	38,461
1984	18,443	25,770	5,141	49,354

*Note - Other includes: United Kingdom, Belgium-Luxembourg, France, West Germany, Italy and Switzerland

GRAPH I



ANALYSIS OF IMPORTS

Total imports of graphic arts film, unexposed, in rolls and sheets as reported on documents from the U.S.A. and Japan and valued at \$40,000 and over during the period January to December 1984, amounted to \$21 million.

Rolls

Imports of graphic arts film, unexposed, in rolls were valued at \$7.2 million.

Roll sizes ranged in width from 1 3/8 inches to 52 inches and in length from 100 feet to 3,516 feet. Three types of film, duplicating, line and drawing reproduction, accounted for \$5.6 million or 78 per cent of the total value (see Table 1).

Eighty-one per cent of the total value or \$5.8 million was imported into the province of Ontario.

Sheets

Imports of graphic arts film, unexposed, in sheets, amounted to \$13.8 million.

Line and duplicating were the major types of film imported accounting for \$7.9 million (58%) of the total value (see Table 4).

Forty-four per cent of the total value was imported into the province of Ontario.

Forty-four per cent of the total value of rolls and sheets are, apparently, in Statistics Canada's terminology "affiliated transactions"; i.e., shipments between affiliated firms.

Full details of the analysis are provided in the following tables.

SECTION II - TABLES

TABLE 1 - SUMMARY

IMPORTS OF GRAPHIC ARTS FILM, UNEXPOSED, ROLLS

BY TYPE AND VALUE

JANUARY TO DECEMBER 1984

<u>Type of Film</u>	<u>Value (\$)</u>
A) Contact	855,261
B) Drawing Reproduction	1,471,275
C) Duplicating	2,263,186
D) Halftone	344,022
E) Line	1,924,072
F) Phototypesetting	120,787
G) Scanner	133,730
H) Wash Off	59,749
I) Not Known (Including Colour Proofing & Instrumentation)	85,394
TOTAL	7,257,476

GRAPH II

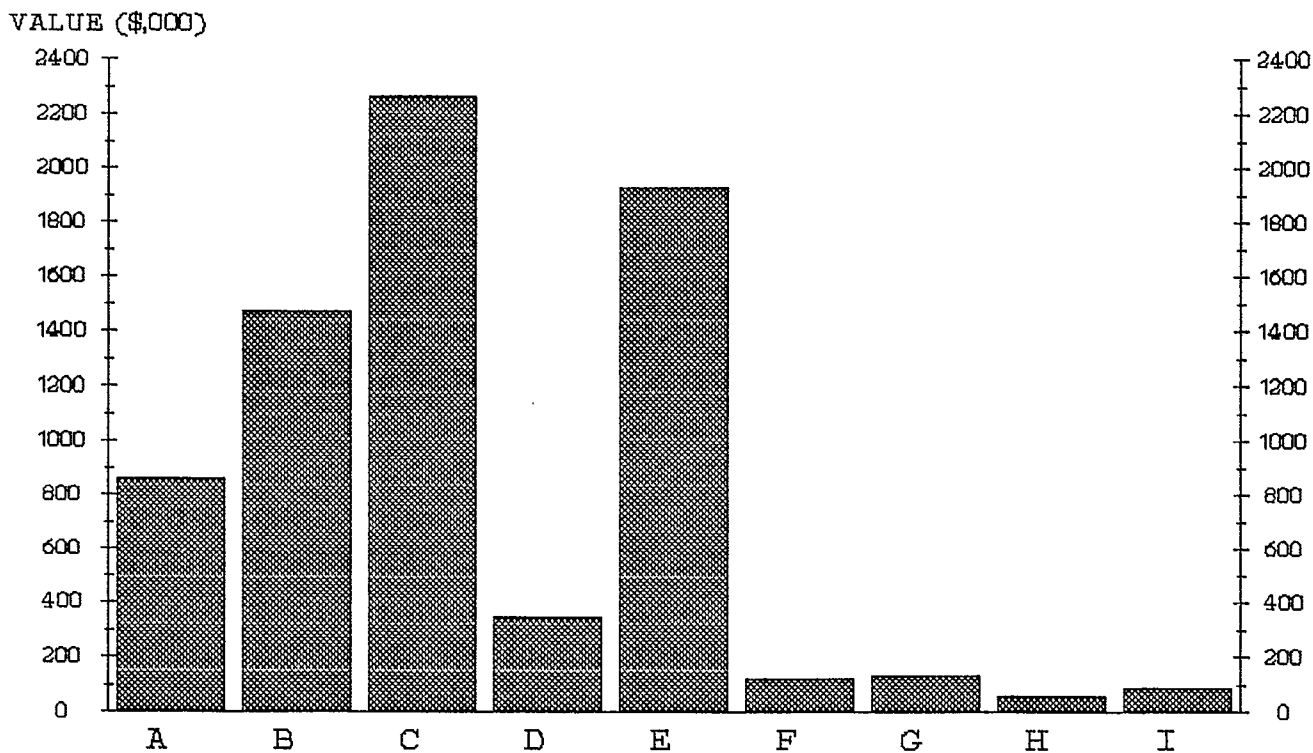


TABLE 2
IMPORTS OF GRAPHIC ARTS FILM, UNEXPOSED, ROLLS
BY TYPE AND SIZE
JANUARY TO DECEMBER 1984

<u>Type of Film</u>	<u>Roll Size</u> (Inches X Feet)	<u>Quantity</u> (Sq. Ft.)	<u>Value</u> (\$)	<u>IMPORT MARKET</u> <u>CONCENTRATION</u> Top 3 <u>Importers</u> (Sq. Ft.)
Contact:	1 3/8 X 500)			
	12 X 200)			
	14 X 200) (1)	74,556	45,741	73,623
	16 X 100)			
	16 X 200)			
	18 X 200)			
	20 X 200) (1)	76,132	44,611	76,132
	24 X 100)			
	24 X 200) (1)	102,600	60,557	101,400
	30 X 100)			
	30 X 200) (1)	89,500	52,104	89,500
	36 X 100)			
	36 X 200)			
	40 X 100) (1)	53,265	31,911	53,265
	40 X 200)			
	42 X 100)			
42 X 200)				
44 X 200) (1)	853,619	571,738	852,219	
48 X 200)				
Not Known			<u>48,599</u>	
			<u>855,261</u>	

(1) Aggregated to preserve confidentiality

TABLE 2 (Continued)
IMPORTS OF GRAPHIC ARTS FILM, UNEXPOSED, ROLLS
BY TYPE AND SIZE
JANUARY TO DECEMBER 1984

<u>Type of Film</u>	<u>Roll Size</u> (Inches X Feet)	<u>Quantity</u> (Sq. Ft.)	<u>Value</u> (\$)	<u>IMPORT MARKET</u> <u>CONCENTRATION</u> Top 3 <u>Importers</u> (Sq. Ft.)
Drawing Reproduction:	6 X 300)			
	12 X 100)			
	12 X 300)			
	14 X 300)			
	16 X 300) (1)	136,300	85,641	130,700
	18 X 300)			
	20 X 300)			
	22 X 300)			
	24 X 100)			
	25 X 300)			
	27 X 300)			
	30 X 100) (1)	1,696,767	1,147,141	1,696,767
	30 X 200)			
	36 X 100)			
	36 X 200) (1)	228,900	118,561	226,500
42 X 100)				
42 X 200) (1)	228,300	119,932	223,750	
48 X 100)				
		2,290,267	1,471,275	2,253,317
Duplicating:	1 3/8 X 100)			
	10 X 200) (1)	24,457	19,759	22,167
	12 X 200)			
	14 X 100)			
	14 X 200) (1)	129,263	98,648	126,931

(1) Aggregated to preserve confidentiality

TABLE 2 (Continued)

IMPORTS OF GRAPHIC ARTS FILM, UNEXPOSED, ROLLS

BY TYPE AND SIZE

JANUARY TO DECEMBER 1984

<u>Type of Film</u>	<u>Roll Size</u> (Inches X Feet)	<u>Quantity</u> (Sq. Ft.)	<u>Value</u> (\$)	<u>IMPORT MARKET</u> <u>CONCENTRATION</u>
				Top 3 <u>Importers</u> (Sq. Ft.)
Duplicating:	16 X 200	39,469	31,389	39,469
	18 X 200	13,800	11,857	13,200
	19 X 200)	234,798	182,996	231,832
	20 X 100)			
	20 X 200) (1)			
	20 X 300)			
	24 X 100	5,600	4,285	5,000
	24 X 200	392,800	278,284	368,400
	30 X 100)	329,750	230,826	324,250
	30 X 200) (1)			
	36 X 100)	25,800	20,223	24,600
	36 X 200)	103,200	56,795	98,400
	38 X 200) (1)			
	40 X 100	43,003	34,081	41,669
	40 X 200	379,749	333,062	377,083
42 X 100	32,200	28,525	32,200	
42 X 200	208,566	85,454	208,566	

(1) Aggregated to preserve confidentiality

TABLE 2 (Continued)
IMPORTS OF GRAPHIC ARTS FILM, UNEXPOSED, ROLLS
BY TYPE AND SIZE
JANUARY TO DECEMBER 1984

<u>Type of Film</u>	<u>Roll Size</u> (Inches X Feet)	<u>Quantity</u> (Sq. Ft.)	<u>Value</u> (\$)	<u>IMPORT MARKET</u> <u>CONCENTRATION</u> Top 3 <u>Importers</u> (Sq. Ft.)
Duplicating:	44 X 200)	(1) 71,680	42,744	70,080
	44 X 3306 to 3516)			
	48 X 100)			
	48 X 200)			
	Not Known		804,258	
			2,263,186	
Halftone:	10 X 200)	(1) 4,267	3,173	3,867
	12 X 100)			
	12 X 200)			
	14 X 200)	(1) 8,701	7,330	8,701
	16 X 200)			
	20 X 200	8,666	5,840	8,000
	24 X 100	2,600	2,189	2,600
	24 X 200)	(1) 117,300	75,835	117,300
	25 X 300)			
	30 X 200)			
	36 X 100)	(1) 7,500	5,160	6,300
	36 X 200)			
	40 X 100)	(1) 10,134	8,224	8,800
	40 X 200)			
42 X 100)				
48 X 100)				
48 X 100)				

(1) Aggregated to preserve confidentiality

TABLE 2 (Continued)

IMPORTS OF GRAPHIC ARTS FILM, UNEXPOSED, ROLLS

BY TYPE AND SIZE

JANUARY TO DECEMBER 1984

<u>Type of Film</u>	<u>Roll Size</u> (Inches X Feet)	<u>Quantity</u> (Sq. Ft.)	<u>Value</u> (\$)	<u>IMPORT MARKET</u> <u>CONCENTRATION</u> Top 3 <u>Importers</u> (Sq. Ft.)
Halftone:	Not Known		236,271	
			<u>344,022</u>	
Line:	6 X 200)			
	9.5 X 200)			
	10 X 200) (1)	96,698	42,200	96,698
	10 X 300)			
	12 X 100)			
	12 X 200) (1)	70,800	34,217	68,800
	13 X 200)			
	14 X 200) (1)	154,678	65,642	141,582
	14 X 300)			
	15 X 200)			
	15 X 300) (1)	236,000	112,686	221,000
	15 X 400)			
	16 X 200)			
	17 X 200)			
	18 X 200) (1)	148,835	71,302	138,368
	18 X 400)			
	19 X 200)			
	20 X 100) (1)	157,551	93,613	154,217
	20 X 200)			
	22 X 200)			
	23 X 200) (1)	201,218	80,069	201,218
	23 X 300)			

(1) Aggregated to preserve confidentiality

TABLE 2 (Continued)

IMPORTS OF GRAPHIC ARTS FILM, UNEXPOSED, ROLLS

BY TYPE AND SIZE

JANUARY TO DECEMBER 1984

<u>Type of Film</u>	<u>Roll Size</u> (Inches X Feet)	<u>Quantity</u> (Sq. Ft.)	<u>Value</u> (\$)	<u>IMPORT MARKET</u> <u>CONCENTRATION</u> Top 3 <u>Importers</u> (Sq. Ft.)
Line:	24 X 200	673,860	295,663	646,860
	24 X 300)			
	25 X 200)			
	27 X 200) (1)	238,983	107,626	226,033
	30 X 200)			
	32 X 200	45,866	18,297	45,866
	36 X 100	44,136	31,014	44,136
	36 X 200	165,705	72,467	154,200
	40 X 200	286,668	125,895	284,001
	42 X 100	16,800	7,810	16,800
	42 X 200	308,000	135,137	300,300
	44 X 100)			
	44 X 200) (1)	170,118	83,974	167,918
	44 X 3250 to 3441)			
	48 X 200)			
	52 X 100) (1)	111,840	55,639	105,440
	Not Known		514,394	
			<u>1,924,072</u>	

(1) Aggregated to preserve confidentiality

TABLE 2 (Continued)

IMPORTS OF GRAPHIC ARTS FILM, UNEXPOSED, ROLLS

BY TYPE AND SIZE

JANUARY TO DECEMBER 1984

<u>Type of Film</u>	<u>Roll Size</u> (Inches X Feet)	<u>Quantity</u> (Sq. Ft.)	<u>Value</u>	<u>IMPORT MARKET</u> <u>CONCENTRATION</u> Top 3 <u>Importers</u> (Sq. Ft.)
Phototypesetting:	8 X 100)			
	8 X 400)			
	12 X 100)			
	12 X 400)			
	30 X 200) (1)	261,699	120,787	251,232
	40 X 200)			
	42 X 200)			
	48 X 200)			
		<hr/>	<hr/>	<hr/>
		261,699	120,787	251,232
Scanner:	8 X 148)			
	12 X 148)			
	12 X 200) (1)	48,992	21,353	48,992
	14 X 200)			
	16 X 200)			
	20 X 200)			
	24 X 200)			
	25 X 200)			
	26 X 200)			
	30 X 200)			
	33 X 200) (1)	208,963	112,377	208,963
	36 X 100)			
	36 X 200)			
	42 X 200)			
	44 X 200)			
		<hr/>	<hr/>	<hr/>
		257,955	133,730	257,955

(1) Aggregated to preserve confidentiality

TABLE 2 (Continued)

IMPORTS OF GRAPHIC ARTS FILM, UNEXPOSED, ROLLS

BY TYPE AND SIZE

JANUARY TO DECEMBER 1984

<u>Type of Film</u>	<u>Roll Size</u> (Inches X Feet)	<u>Quantity</u> (Sq. Ft.)	<u>Value</u> (\$)	<u>IMPORT MARKET</u> <u>CONCENTRATION</u> Top 3 <u>Importers</u> (Sq. Ft.)
Wash Off:	14 X 100)			
	24 X 100) (1)	15,767	9,696	15,767
	24 X 200)			
	30 X 100)			
	30 X 200) (1)	16,500	9,205	16,000
	36 X 100)			
	36 X 200)			
	42 X 100) (1)	72,950	40,848	71,450
	42 X 200)			
	48 X 200)			
		<u>105,217</u>	<u>59,749</u>	<u>103,217</u>
Not Known: (Including Instrumentation and Colour Proofing)	2 3/4 X 150)			
	6 X 300)			
	12 X 200)			
	14 X 200)			
	24 X 200) (1)	94,387	85,394	94,387
	16 X 300)			
	20 X 300)			
	25 X 300)			
	27 X 300)			
		<u>94,387</u>	<u>85,394</u>	<u>94,387</u>
TOTAL - ROLLS			<u>7,257,476</u>	

TABLE 3

IMPORTS OF GRAPHIC ARTS FILM, UNEXPOSED, ROLLS

BY PROVINCE OF ENTRY AND TYPE

JANUARY TO DECEMBER 1984

<u>Type of Film</u>	<u>Total Value</u> (<u>\$</u>)	<u>PROVINCE OF ENTRY</u>	
		<u>Ontario Value</u> (<u>\$</u>)	<u>Other(2) Value</u> (<u>\$</u>)
Contact	855,261	*	*
Drawing Reproduction	1,471,275	*	*
Duplicating	2,263,186	2,087,788	175,398
Halftone	344,022	332,595	11,427
Line	1,924,072	1,166,777	757,295
Phototypesetting	120,787	*	*
Scanner	133,730	*	*
Wash Off	59,749	*	*
Not Known (Includes Colour Proofing and Instrumentation)	<u>85,394</u>	<u>*</u>	<u>*</u>
TOTAL - ROLLS	7,257,476	5,855,533	1,401,943

(2) Includes Quebec, Manitoba, Alberta and British Columbia

* Figures withheld to preserve confidentiality

TABLE 4 - SUMMARY

IMPORTS OF GRAPHIC ARTS FILM, UNEXPOSED, SHEETS

BY TYPE AND VALUE

JANUARY TO DECEMBER 1984

<u>Type of Film</u>	<u>Value</u> <u>(\$)</u>
A) Colour Proofing	1,474,069
B) Contact	958,920
C) Continuous Tone & Pan	472,420
D) Drawing Reproduction, Clear & Wash Off	67,464
E) Duplicating	3,377,304
F) Halftone	612,588
G) Line	4,581,166
H) Phototypesetting	41,312
I) Scanner	2,228,297
J) Not Known	6,568
TOTAL	<u>13,820,108</u>

GRAPH III

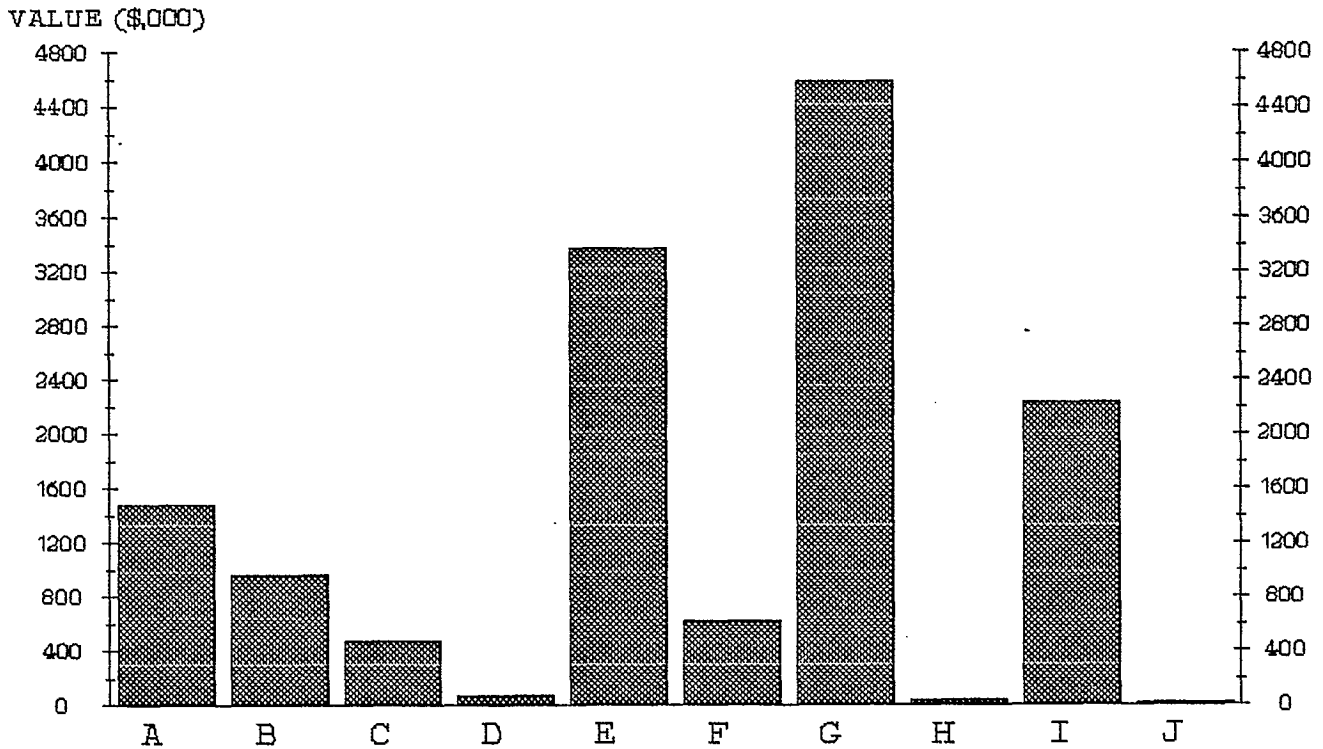


TABLE 5
IMPORTS OF GRAPHIC ARTS FILM, UNEXPOSED, SHEETS
BY TYPE AND SIZE
JANUARY TO DECEMBER 1984

<u>Type of Film</u>	<u>Sheet Size</u> (Inches)	<u>Quantity</u> (Sq. Ft.)	<u>Value</u> (\$)	<u>IMPORT MARKET</u> <u>CONCENTRATION</u> Top 3 <u>Importers</u> (Sq. Ft.)	
Colour Proofing:	5 X 7)			
	8 X 10)			
	8.5 X 11) (1)	14,372	20,343	14,372
	10 X 12)			
	11 X 14)	59,685	54,383	59,685
	12 X 18)			
	14 X 17)			
	16 X 20)			
	16 X 24)			
	18 X 23)			
	19 X 25)			
	20 X 24)			
	22 X 28)			
	23.25 X 29) (1)	1,679,004	1,399,343	1,679,004
	25 X 35)			
	25 X 38)			
	25 X 40)			
28.25 X 40.25)				
29 X 40)				
29.25 X 40.25)				
30 X 40)				
		<hr/>	<hr/>	<hr/>	
		1,753,061	1,474,069	1,748,760	

(1) Aggregated to preserve confidentiality

TABLE 5 (Continued)
IMPORTS OF GRAPHIC ARTS FILM, UNEXPOSED, SHEETS
BY TYPE AND SIZE
JANUARY TO DECEMBER 1984

<u>Type of Film</u>	<u>Sheet Size</u> (Inches)	<u>Quantity</u> (Sq. Ft.)	<u>Value</u> (\$)	<u>IMPORT MARKET</u> <u>CONCENTRATION</u> Top 3 <u>Importers</u> (Sq. Ft.)	
Contact:	6 X 10) (1)	19,032	12,031	18,698
	8 X 10				
	8.5 X 11) (1)	35,635	24,575	35,585
	10 X 12				
	11 X 14		111,923	71,097	110,158
	12 X 15) (1)	41,525	29,659	32,325
	12 X 18				
	14 X 17) (1)	69,094	43,548	68,515
	14 X 20				
	16 X 20		322,466	232,350	310,244
	16 X 23) (1)	13,800	8,558	13,800
	16 X 24				
	16 X 27) (1)	73,975	51,747	72,250
	18 X 20				
	18 X 23) (1)	73,975	51,747	72,250
	18 X 24				
20 X 24		314,004	201,974	311,837	
20 X 28) (1)	100,281	62,942	100,281	
22 X 24					
22 X 28) (1)	100,281	62,942	100,281	
24 X 30					

(1) Aggregated to preserve confidentiality

TABLE 5 (Continued)

IMPORTS OF GRAPHIC ARTS FILM, UNEXPOSED, SHEETS

BY TYPE AND SIZE

JANUARY TO DECEMBER 1984

<u>Type of Film</u>	<u>Sheet Size</u> (Inches)		<u>Quantity</u> (Sq. Ft.)	<u>Value</u> (\$)	<u>IMPORT MARKET</u> <u>CONCENTRATION</u>
					<u>Top 3</u> <u>Importers</u> (Sq. Ft.)
Contact:	24 X 32)			
	24 X 36) (1)	42,733	26,739	42,133
	28 X 32)			
	28 X 36)			
	30 X 40) (1)	283,370	148,255	278,369
	50 X 40)			
			<u>1,500,588</u>	<u>958,920</u>	<u>1,198,266</u>
Continuous Tone & Pan Film:	4 X 5)			
	5 X 7) (1)	4,203	6,015	4,203
	8 X 10)			
	10 X 12		10,498	13,307	10,372
	11 X 14		27,424	39,207	25,500
	12 X 18		11,100	13,862	11,100
	14 X 17)			
	15 X 23) (1)	21,463	30,014	19,150
	16 X 20)			
	16 X 23) (1)	47,258	67,691	41,703
	20 X 24)			
24 X 30) (1)	29,834	39,814	28,167	
	Not Known		<u>262,510</u>	<u>472,420</u>	

(1) Aggregated to preserve confidentiality

TABLE 5 (Continued)

IMPORTS OF GRAPHIC ARTS FILM, UNEXPOSED, SHEETS

BY TYPE AND SIZE

JANUARY TO DECEMBER 1984

<u>Type of Film</u>	<u>Sheet Size</u> (Inches)	<u>Quantity</u> (Sq. Ft.)	<u>Value</u> (\$)	<u>IMPORT MARKET</u> <u>CONCENTRATION</u> Top 3 <u>Importers</u> (Sq. Ft.)
Drawing Reproduction Clear & Wash Off:	8 X 10)			
	10 X 12)			
	11 X 14)			
	11 X 17)			
	12 X 18)			
	14 X 17)			
	16 X 20) (1)	56,953	67,464	56,953
	16 X 24)			
	18 X 22)			
	22 X 34)			
	30 X 36)			
	30 X 40)			
		<u>56,953</u>	<u>67,464</u>	<u>56,953</u>
Duplicating:	8 X 10	42,609	33,929	41,276
	10 X 12	66,775	51,810	60,329
	11 X 14	271,543	212,522	265,126
	12 X 15)			
	12 X 18) (1)	125,601	104,194	104,226
	12 X 24)			
	12.5 X 24)			
	13 X 14) (1)	166,698	136,204	161,079
	14 X 17)			

(1) Aggregated to preserve confidentiality

TABLE 5 (Continued)

IMPORTS OF GRAPHIC ARTS FILM, UNEXPOSED, SHEETS

BY TYPE AND SIZE

JANUARY TO DECEMBER 1984

<u>Type of Film</u>	<u>Sheet Size</u> (Inches)	<u>Quantity</u> (Sq. Ft.)	<u>Value</u> (\$)	<u>IMPORT MARKET</u> <u>CONCENTRATION</u> Top 3 <u>Importers</u> (Sq. Ft.)	
Duplicating:	14.5 X 24)			
	15 X 20)			
	15 X 24) (1)	436,337	334,564	421,003
	16 X 20)			
	16 X 24		44,801	36,548	41,601
	16 X 27)			
	18 X 23) (1)	10,676	6,220	9,176
	18 X 24)			
	20 X 24		846,635	628,518	761,969
	20 X 25)			
	20 X 28) (1)	195,866	139,920	191,159
	22 X 28)			
	24 X 30		173,250	124,118	164,250
	24 X 32)			
	24 X 36) (1)	153,567	113,468	135,867
	25 X 38)			
	26 X 30) (1)	16,564	15,041	16,564
	26 X 38)			
	28 X 30)			
30 X 40) (1)	188,540	141,726	175,208	
32 X 38)				
34 X 36) (1)	4,939	3,002	4,939	
36 X 36)				

(1) Aggregated to preserve confidentiality

TABLE 5 (Continued)

IMPORTS OF GRAPHIC ARTS FILM, UNEXPOSED, SHEETS

BY TYPE AND SIZE

JANUARY TO DECEMBER 1984

<u>Type of Film</u>	<u>Sheet Size</u> (Inches)	<u>Quantity</u> (Sq. Ft.)	<u>Value</u> (\$)	<u>IMPORT MARKET</u> <u>CONCENTRATION</u> Top 3 <u>Importers</u> (Sq. Ft.)	
Duplicating:	36 X 48)			
	40 X 50)			
	44 X 40) (1)	2,334,755	1,270,694	2,334,755
	50 X 40)			
	Not Known			24,826	
			<u>3,377,304</u>		
Halftone:	4 X 5)			
	5 X 7) (1)	4,178	4,778	4,178
	B X 10		40,113	35,334	37,335
	8 X 11)			
	8.5 X 11) (1)	7,733	6,453	6,823
	9 X 11)			
	10 X 12		29,105	24,717	20,773
	11 X 14		43,531	35,854	37,756
	12 X 15)			
	12 X 18) (1)	25,063	20,296	21,013
	14 X 17		37,517	30,488	32,559
	16 X 20		79,997	67,683	73,109
	18 X 23)			
	18 X 24) (1)	10,703	3,700	10,703

(1) Aggregated to preserve confidentiality

TABLE 5 (Continued)

IMPORTS OF GRAPHIC ARTS FILM, UNEXPOSED, SHEETS

BY TYPE AND SIZE

JANUARY TO DECEMBER 1984

<u>Type of Film</u>	<u>Sheet Size</u> (Inches)	<u>Quantity</u> (Sq. Ft.)	<u>Value</u> (\$)	<u>IMPORT MARKET</u> <u>CONCENTRATION</u>
				Top 3 <u>Importers</u> (Sq. Ft.)
Halftone:	20 X 24	161,169	127,773	129,835
	22 X 28	45,130	34,973	44,702
	24 X 30	50,355	39,948	49,605
	24 X 36	10,500	7,600	9,900
	26 X 38) (1) 3,122	2,709	3,122
	28 X 36			
	30 X 40) (1) 363,751	166,045	363,334
	36 X 48			
	40 X 48			
	50 X 40			
	911,967	612,588	733,588	
Line:	4 X 7) (1) 10,451	5,744	9,916
	5 X 7			
	8 X 10	124,723	61,245	105,447
	8 X 11) (1) 27,080	14,233	22,635
	8.5 X 11			
	9 X 11			
	10 X 12	277,346	134,974	216,784
	11 X 14	248,793	120,460	220,076
12 X 18	466,575	222,703	391,650	

(1) Aggregated to preserve confidentiality

TABLE 5 (Continued)

IMPORTS OF GRAPHIC ARTS FILM, UNEXPOSED, SHEETS

BY TYPE AND SIZE

JANUARY TO DECEMBER 1984

<u>Type of Film</u>	<u>Sheet Size</u> (Inches)	<u>Quantity</u> (Sq. Ft.)	<u>Value</u> (\$)	<u>IMPORT MARKET</u> <u>CONCENTRATION</u>
				Top 3 <u>Importers</u> (Sq. Ft.)
Line:	14 X 17	134,868	63,975	132,884
	14 X 23	79,829	37,670	76,475
	15 X 23) (1) 214,986	90,173	188,546
	15 X 24			
	16 X 20	364,882	181,815	333,995
	16 X 23	284,691	115,784	236,902
	16 X 24	126,133	56,046	126,133
	16.5 X 23) (1) 137,525	56,163	137,525
	17 X 23			
	18 X 23	872,452	377,762	732,864
	18 X 24	119,700	58,036	119,400
	20 X 24	1,800,320	846,535	1,633,320
	22 X 28	132,822	61,499	130,897
	24 X 30	210,500	103,196	210,500
	24 X 36	154,200	71,493	153,600
	26 X 38) (1) 12,728	6,046	12,728
	28 X 36			
	30 X 40	111,581	57,928	11,581

(1) Aggregated to preserve confidentiality

TABLE 5 (Continued)

IMPORTS OF GRAPHIC ARTS FILM, UNEXPOSED, SHEETS

BY TYPE AND SIZE

JANUARY TO DECEMBER 1984

<u>Type of Film</u>	<u>Sheet Size</u> (Inches)	<u>Quantity</u> (Sq. Ft.)	<u>Value</u> (\$)	<u>IMPORT MARKET</u> <u>CONCENTRATION</u> Top 3 <u>Importers</u> (Sq. Ft.)	
Line:	30 X 42)			
	34 X 36)			
	44 X 40) (1)	4,633,878	1,737,959	4,633,878
	50 X 40)			
	Not Known			99,727	
			<u>4,581,166</u>		
Phototypesetting:	22 X 28)			
	24 X 36)			
	26 X 38) (1)	96,472	41,312	96,472
	30 X 40)			
			<u>96,472</u>	<u>41,312</u>	<u>96,472</u>
Scanner:	9 X 11)			
	9.5 X 13)			
	10 X 20) (1)	9,954	17,232	9,954
	11 X 14)			
	12 X 14)			
	14 X 17)			
	14 X 18)			
	14 X 18.75) (1)	9,575	6,640	9,575
	14 X 24)			
	16 X 20		321,553	196,448	321,553
20 X 24		220,002	150,973	207,002	

(1) Aggregated to preserve confidentiality

TABLE 5 (Continued)

IMPORTS OF GRAPHIC ARTS FILM, UNEXPOSED, SHEETS

BY TYPE AND SIZE

JANUARY TO DECEMBER 1984

<u>Type of Film</u>	<u>Sheet Size</u> (Inches)		<u>Quantity</u> (Sq. Ft.)	<u>Value</u> (\$)	<u>IMPORT MARKET</u> <u>CONCENTRATION</u> Top 3 <u>Importers</u> (Sq. Ft.)	
Scanner:	20 X 25)	(1) 61,007	35,948	61,007	
	20 X 26)				
	20.5 X 25)				
		21 X 25)	100,263	80,349	100,263
		22 X 30)	(1) 18,125	10,161	18,125
		24 X 25)			
		24 X 26)			
		25 X 28)			
		25 X 30)			
		26 X 28)	(1) 3,992,945	1,730,546	3,985,360
		26 X 40)			
		33 X 42)			
		44 X 40)			
	50 X 40)				
			<u>4,733,424</u>	<u>2,228,297</u>	<u>4,653,611</u>	
Not Known:	8 X 10)	(1) 9,985	6,568	9,985	
	11 X 14)				
	12 X 18)				
	16 X 20)				
	20 X 24)				
			<u>9,985</u>	<u>6,568</u>	<u>9,985</u>	
TOTAL - SHEETS				<u>13,820,108</u>		
GRAND TOTAL - ROLLS & SHEETS				<u>21,077,584</u>		

(1) Aggregated to preserve confidentiality

TABLE 6

IMPORTS OF GRAPHIC ARTS FILM, UNEXPOSED, SHEETS

BY PROVINCE OF ENTRY AND TYPE

JANUARY TO DECEMBER 1984

<u>Type of Film</u>	<u>Total Value</u> (<u>\$</u>)	<u>PROVINCE OF ENTRY</u>	
		<u>Ontario Value</u> (<u>\$</u>)	<u>Other(2) Value</u> (<u>\$</u>)
Colour Proofing	1,474,069	*	*
Contact	958,920	699,423	259,497
Continuous Tone & Pan	472,420	413,031	59,389
Drawing Reproduction Clear & Wash Off	67,464	*	*
Duplicating	3,377,304	1,545,409	1,831,595
Halftone	612,588	428,858	183,730
Line	4,581,166	1,455,856	2,815,306
Phototypesetting	41,312	*	*
Scanner	2,228,297	334,913	1,893,384
Not Known	<u>6,568</u>	<u>*</u>	<u>*</u>
TOTAL	13,820,108	6,059,565	7,760,543

(2) Includes Quebec, Manitoba, Alberta and British Columbia

* Figures withheld to preserve confidentiality

SECTION III - IMPORTER AND EXPORTER LISTS

CANADIAN IMPORTERS

Importers of Graphic Arts Film during the period January to December 1984, as indicated in Section I, are listed below in alphabetical order.

<u>NAME</u>	<u>ADDRESS</u>
Anitec Image (Canada) Ltd.	Rexdale, Ontario
Booth Supply Co. Ltd.	Mississauga, Ontario
Dupont Canada Inc.	Markham, Ontario
Fuji Graphic Arts Distributors Ltd.	Mount Royal, Québec
Hoechst Canada Inc.	Montréal, Québec
Kodak Canada Inc.	Toronto, Ontario
Le Groupe Christie Ltée	St. Eustache, Québec
McCutcheon Graphics Inc.	Ottawa, Ontario
	London, Ontario
Polychrome Corp.	Rexdale, Ontario
Running Graphics Ltd.	Richmond, British Columbia

FOREIGN EXPORTERS TO CANADA

Major exporters to Canada of Graphic Arts Film as indicated in Section I of this report are listed below in descending order of dollar value.

<u>NAME</u>	<u>ADDRESS</u>
Fuji Photo Film Co. Ltd.	Minato-Ku, Tokyo Japan
Konishiroku Photo Ind. Co. Ltd.	Tokyo Japan
E.I. Dupont De Nemours & Co. Inc.	Wilmington, DE United States
Eastman Kodak Co.	Rochester, NY United States
Enco Printing Products	Somerville, NJ United States
Anitec Image Corporation	Binghamton, NY United States
Chemco Photo Products Co.	Glen Cove, NY United States
Polychrome Corporation	Carlstadt, NJ United States

SECTION IV - TARIFFS

CANADIAN AND FOREIGN TARIFFS

CANADA

Graphic Arts Film, unexposed, rolls and sheets were dutiable under the following most commonly applied tariff items.

<u>Tariff Item</u>	<u>Description</u>	<u>British Preferential Tariff</u>	<u>Most Favoured Nation Tariff</u>	<u>General Tariff</u>	<u>General Preferential Tariff</u>	<u>U.K. & Ireland</u>
18702-1	Films which otherwise would be classified under Tariff item 18700-1.....					
1984	Free	12.5%	30%	Free	10.2%
1985	Free	12%	30%	Free	10.2%
	Plates, sheets, film, sheeting, strip; lay-flat or other tubing, blocks, bars, rods, sticks, non-textile monofilament and other profile shapes imported in lengths, all produced in uniform cross-section:					
93901-81	Other than the following.....	15%	15%	25%	10%	15%
1985	14.5%	14.5%	25%	9.5%	14.5%
	Epoxyes; Polyamides; Silicones; Unsaturated polyesters; Urea-formaldehydes.....	15%	15%		6.5%	15%
1984	15%	15%		6.5%	15%
1985	14.5%	14.5%		6%	14.5%
	Melamine-formaldehydes; Phenol-formaldehydes.....	15%	15%		10%	15%
1984	15%	15%		10%	15%
1985	14.5%	14.5%		9.5%	14.5%
	Polycarbonate plates, sheets, film, sheeting and strip, not less than 0.03 inch and not more than 0.50 inch in thickness.....	10%	10%		6.5%	10%
1984	10%	10%		6.5%	10%
1985	10%	10%		6.5%	10%

CANADIAN AND FOREIGN TARIFFS (Continued)

<u>Tariff Item</u>	<u>Description</u>	<u>British Preferential Tariff</u>	<u>Most Favoured Nation Tariff</u>	<u>General Tariff</u>	<u>General Preferential Tariff</u>	<u>U.K. & Ireland</u>
	Polyethylene terephthalate film, less than 6 inches in width.....1984	7.5%	7.5%		5%	7.5%
1985	7.5%	7.5%		5%	7.5%
	All other goods.....1984	Free	Free		Free	Free
1985	Free	Free		Free	Free

The countries of origin and their tariff arrangement included in this analysis were:

Japan - Most Favoured Nation
United States - Most Favoured Nation

Tariff items and rates of duty are subject to change and need to be verified by direct reference to:

Tariff Programs
Revenue Canada
Customs and Excise
Ottawa, Ontario
K1A 0L5
Tel: (613) 996-1038

FOREIGN COUNTRIES

Inquiries concerning tariffs and other government trade regulations in foreign countries should be directed to:

Trade Information Centre
International Bureaux
External Affairs Canada
Ottawa, Ontario
K1A 0G2
Tel: (613) 993-6435

