

HF
3221
.14
no.
85017-PM

IMPORT ANALYSIS

VINYL COATED FABRICS

JANUARY TO DECEMBER 1984



Government
of Canada

Regional Industrial
Expansion

Gouvernement
du Canada


Expansion industrielle
régionale

Canada 

Pub. No. 85017 - PM
I.D. 2522
May 9, 1986

VINYL COATED FABRICS

JANUARY TO DECEMBER 1984



Further information available from:

Market Information and Analysis Division
Market Development Branch
Regional Industrial Expansion
Ottawa, Canada, K1A 0H5
Tel: (613) 995-8216

SA
1984

© Copyright 1984
VIRTEL

Crown in Right of Canada. No part of this report may be reproduced without the written consent of the Minister of Regional Industrial Expansion.

C O N T E N T S

<u>SECTION</u>		<u>Page</u>
I	INTRODUCTION	
	Scope of Analysis	3
	Method	3
	Sampling Technique	3
	Accuracy of Results Due to Sampling	4
	Reconciliation	5
	References	5
II	ANALYSIS AND OBSERVATIONS	
	Analysis of Imports	6
III	RESULTS	
	Canadian Importers	11
	Foreign Exporters to Canada	16
	Table 1 - Imports by Apparent End Use and Province of Clearance	18
	Table 2 - Imports by Country of Origin	22
	Table 3 - Imports by Generic Fibre Content	28
	Table 4 - Import Market Concentration	37
	Canadian and Foreign Tariffs	38

SECTION I - INTRODUCTION

Scope of Analysis

This report is based on the examination of Revenue Canada Customs import documents for imports of specific vinyl coated fabrics classified to Canadian International Trade Classification (C.I.T.C.) import commodity codes as described below. The period analyzed was January to December 1984.

C.I.T.C. Import Commodity Codes Analyzed

38702-20 Awning & Upholstery Fabric, Vinyl Coated Cotton Woven
38702-35 Shoe Fabric, Vinyl Coated, Cotton, Woven
38702-65 Fabric, Vinyl Coated, Cotton, Woven, Automotive
38702-90 Vinyl Coated Fabric, Cotton, Woven, N.E.S.
38707-20 Fabric, Vinyl Coated, Nylon, Exc. Automobile
38707-30 Fabric, Vinyl Coated, Nylon, Automobile
38709-30 Fabric, Vinyl Coated, Rayon
38709-40 Belting, Conveyor, Vinyl Coated
38709-50 Shoe Fabric, Vinyl Coated, Made Fibre & Blends
38709-79 Fabric, Vinyl Coated, NES, Automotive
38709-89 Vinyl Coated Fabric, Man-Made Fibre & Blends, N.E.S.

Method

The data shown in this analysis were extracted from Revenue Canada Customs documents. These documents provide a description of the products, names of importers and exporters, quantities, dollar values, unit prices, countries of origin, provinces of entry, tariff applications and rates of exchange.

Due to the large volume of documents classified to the aforementioned C.I.T.C. import commodity codes it was necessary to use a sampling technique. Documents with small values (less than \$4,000 in Automotive codes and less than \$1,000 in other codes) were not examined. These omitted documents had a value of \$2.04 million, or 2.3 per cent of the total value.

Sampling Technique

The documents were divided into two "end use" categories namely, Automotive and Other. Within these two categories a stratum number was applied to each document based on the dollar value (for customs duty purposes). For each stratum number the following table shows the proportion of documents included in the sample. Sampling for each end use category was systematic from random starts.

Sampling Technique - (Cont'd)

<u>Stratum No.</u>	<u>End Use Category</u>	<u>Value for Customs Duty Purposes</u> (<u>\$</u>)	<u>Sampling Ratio</u>
1	Automotive	80,000 and Over	Take All
2	Automotive	40,000 to 79,999	Take 1 in 2
3	Automotive	4,000 to 39,999	Take 1 in 5
4	Other	20,000 and Over	Take All
5	Other	10,000 to 19,999	Take 1 in 3
6	Other	4,000 to 9,999	Take 1 in 8
7	Other	1,000 to 3,999	Take 1 in 22

Accuracy of Results Due to Sampling

Since some of the documents were selected using random sampling, figures in the tables do not correspond exactly to the results which would have been obtained if all documents had been examined.

The following summary shows the probable range of error for various values shown in the tables in Section III.

<u>Value in Table</u>	<u>Typical Relative Standard Deviation of Value</u>	
	<u>Automotive End Use</u> (<u>%</u>)	<u>Non-Automotive End Use</u> (<u>%</u>)
53,172	1.0	-
52,848	1.0	-
29,216	-	1.5
19,768	3.7	-
18,174	-	2.8
16,240	5.0	-
12,696	-	4.5
10,600	3.9	-
7,867	-	4.3
6,582	-	4.7
6,564	7.3	-
5,586	-	3.4
Over 2,000 to 5,000		6 to 9
Over 1,000 to 2,000		8 to 13
Over 500 to 1,000		15 to 22

Smaller values in the tables are subject to even larger standard deviations. Footwear figures in the tables also have larger standard deviations than indicated above.

In most cases (approximately two thirds or more), the true result will be within plus or minus one relative standard deviation of the values shown in the tables. In rare cases (less than one in twenty) will the true value be more than two relative standard deviations from the table value.

Reconciliation

Imports of vinyl coated fabrics during the period January to December 1984, as reported on documents analyzed, amounted to 13,539,968 kilograms for a total dollar value of \$82,387,465 (selling price).

The value reported in this import analysis does not correspond to official Statistics Canada figures for various reasons.

Reconciliation of the two total figures is explained as follows:

<u>Values accounted for</u>	<u>Value</u> <u>(\$'000)</u>
Documents having values less than the prescribed sampling values for each End Use category	2,033
Documents not available for analysis	612
Documents referring to products which should have been classified elsewhere	2,047
Total values reported in this import analysis	<u>82,387</u>
Total values accounted for as above	87,079
Total values published by Statistics Canada	87,299
Total difference = \$220,000 (= -0.25 per cent)	

Standard deviation of total value due to sampling is approximately \$690,000, or 0.8 per cent. Therefore the difference of total values is due to sampling.

References

- (1) Customs Tariff: Items 57401-01 and 57402-1
- (2) Canadian International Trade Classification
(Cat. #65-502E, Statistics Canada)
- (3) Imports by Commodities
(Cat. #65-007, Statistics Canada)
Commodity Code(s) 38702-20, 38702-35, 38702-65, 38702-90,
38707-20, 38707-30, 38709-30, 38709-40, 38709-50, 38709-79
and 38709-89

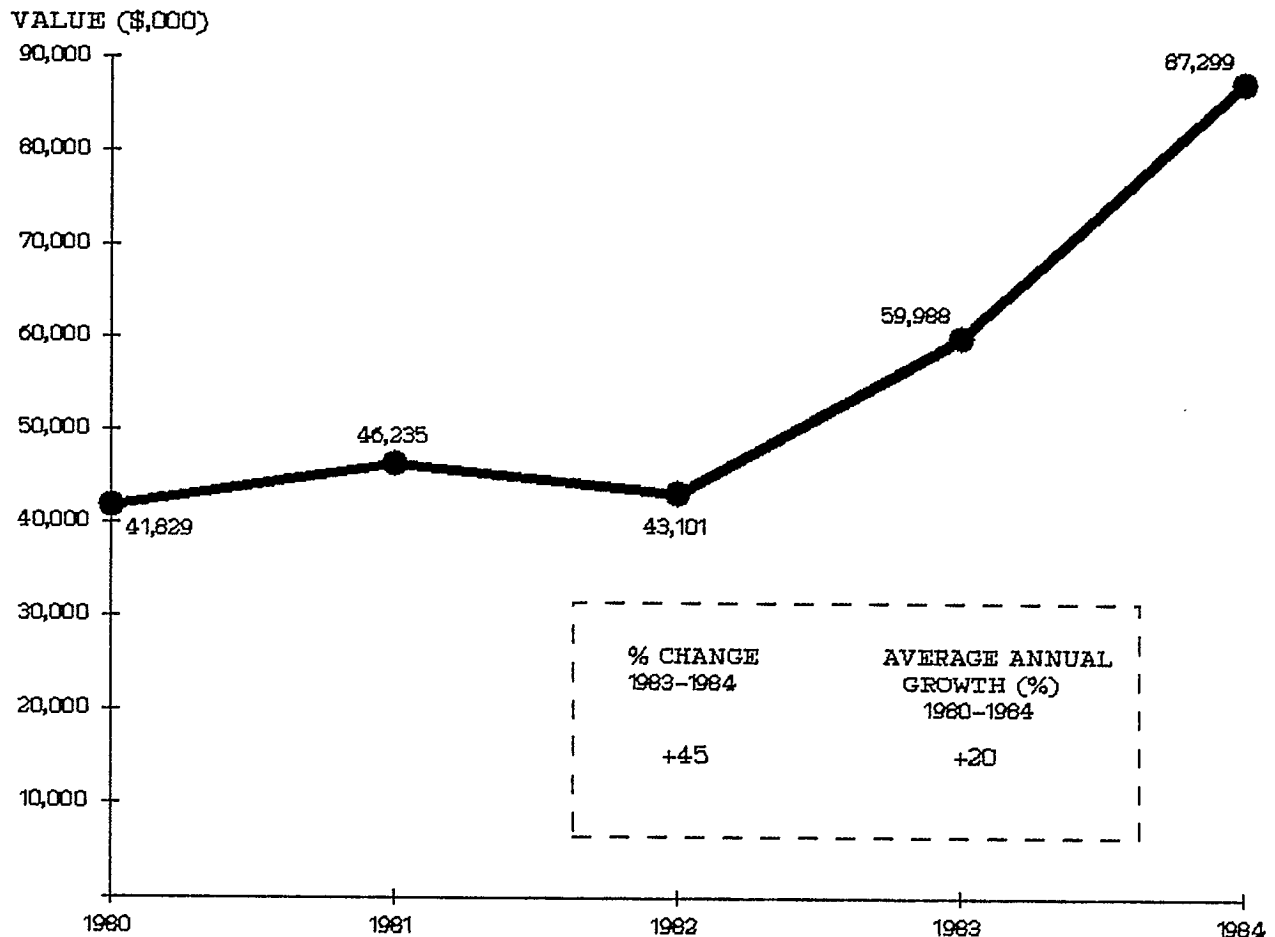
SECTION II - ANALYSIS AND OBSERVATIONS

Import Trends

Imports of vinyl coated fabrics classified to C.I.T.C. import commodity codes as described in Section I of this report increased from \$41.8 million in 1980 to \$87.3 million in 1984, an average annual growth rate of 20 per cent. Import values per annum from 1980 to 1984 inclusive are indicated below. (Graph I refers)

SOURCE: Statistics Canada

GRAPH I
VINYL COATED FABRICS
CALENDAR YEARS 1980 TO 1984



IMPORTS OF VINYL COATED FABRICS

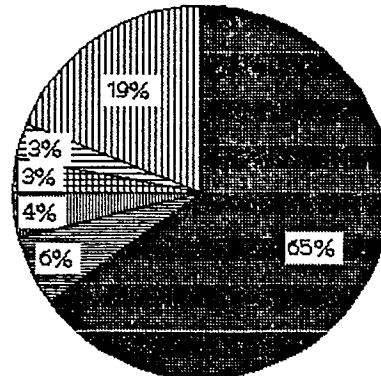
SUMMARY OF IMPORTS - BY APPARENT END USE

JANUARY TO DECEMBER 1984

<u>Apparent End Use</u>	<u>Quantity (KG)</u>	<u>Value (\$)</u>
Automotive	6,920,931	53,171,685
Conveyor Belting	1,693,263	5,585,592
Furniture Upholstery	865,232	3,753,779
Tents, Awnings and Tarpaulins	570,040	2,615,472
Garden and Lawn Furniture	452,634	2,432,513
Footwear	267,409	1,665,854
Apparel	293,539	1,513,901
Stationery, Bookcloth, Printing and Advertising Displays	126,559	905,348
Window Shades	66,763	724,149
Mattresses	100,642	549,264
Linens and Tablecloths	115,781	469,934
Luggage	208,519	424,770
Wall Covering	47,845	343,722
Medical Supplies	87,316	314,928
Boats	57,268	285,834
Gloves and Mitts	57,042	242,888
Drapes	39,548	205,195
Sporting goods, Toys and Games	25,335	122,111
Not Known	<u>1,544,304</u>	<u>7,060,526</u>
GRAND TOTAL	13,539,968	82,387,465

GRAPH II - APPARENT END USE

The apparent end use "automotive" category accounted for 65 per cent of the total dollar value. This was followed by "Conveyor Belting" with 6 per cent, "Furniture Upholstry" 4 per cent, "Tents, Awnings and Tarpaulins" 3 per cent and "Garden and Lawn Furniture" 3 per cent. All other categories, including "Not Known", accounted for the remaining 19 per cent. For further details, see Table 1.



- ▨ OTHER
- ▨ GARDEN & LAWN FURNITURE
- ▨ TENTS, AWNINGS & TARPAULINS
- ▨ FURNITURE UPHOLSTRY
- ▨ CONVEYOR BELTING
- AUTOMOTIVE

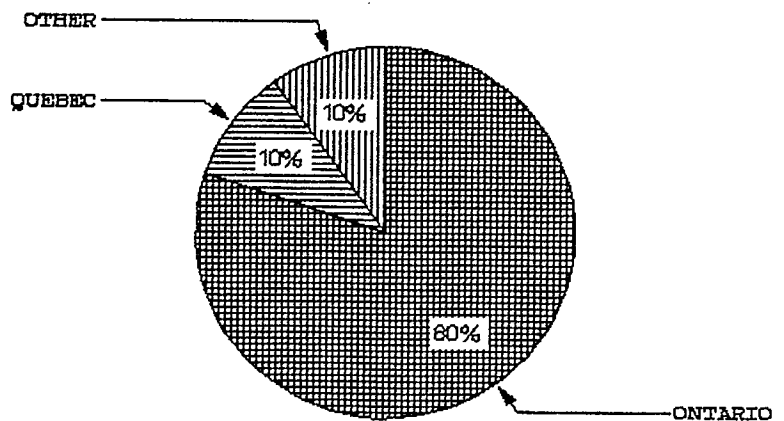
IMPORTS OF VINYL COATED FABRICS
SUMMARY OF IMPORTS - BY PROVINCE OF CLEARANCE
JANUARY TO DECEMBER 1984

	<u>Value</u> (\$)	<u>% of Total</u> <u>Value</u>
Ontario	65,544,402	80
Quebec	8,026,107	10
Saskatchewan	3,793,853	4
British Columbia	1,876,179	2
Nova Scotia	1,565,377	2
Alberta	1,025,135	1
Manitoba	556,412	1
	<hr/> 82,387,465	<hr/> 100

Eighty-one per cent of the total dollar value of imports into the province of Ontario was for use in the automotive industry.

GRAPH III - PROVINCE OF CLEARANCE

Ontario was the major Province of clearance accounting for 80 per cent of the total dollar value, followed by Quebec with 10 per cent. The remaining provinces as indicated above accounted for the remaining 10 per cent.



IMPORTS OF VINYL COATED FABRICS

SUMMARY OF IMPORTS - BY COUNTRY OF ORIGIN

JANUARY TO DECEMBER 1984

<u>Country of Origin</u>	<u>Apparent End Use</u>		<u>Quantity</u>		<u>Value</u> ((\$000)
	<u>Auto- motive</u> - (% of Value) -	<u>Non auto- motive</u>	<u>(000 sq. m)</u>	<u>(000 kg.)</u>	
United States			145,549	8,552	56,835
			Not Known	1,880	14,511
	75	25		10,432	71,346
Western Europe*			719	1,678	5,878
			Not Known	480	2,426
	-	100		2,158	8,304
Japan)			976	488	1,664
South Korea)**			Not Known	330	766
Taiwan)	-	100		818	2,430
Other			149	82	204
			Not Known	51	104
	-	100		133	308
GRAND TOTAL	65	35		13,540	82,387

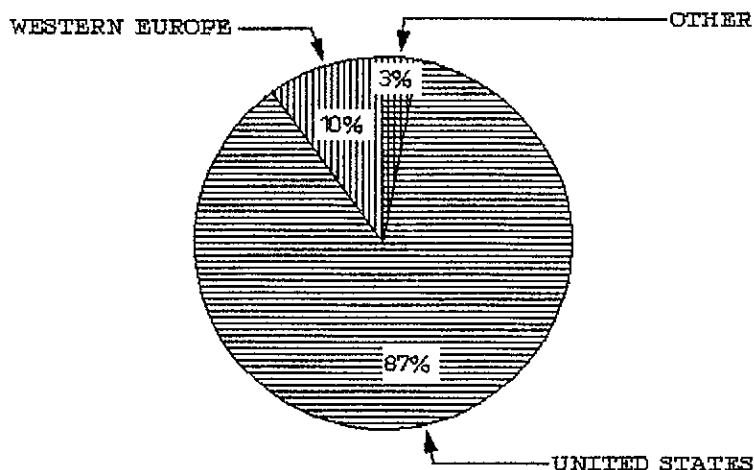
* Includes United Kingdom, Austria, Belgium, Denmark, Finland, France, West Germany, Italy, Netherland, Norway and Sweden.

** Aggregated to preserve confidentiality

Other: Includes East Germany, Hungary and Colombia

GRAPH IV - COUNTRY OF ORIGIN

The United States accounted for 87 per cent of the total imported dollar value of vinyl coated fabrics. This was followed by Western European countries with 10 per cent. All imports of vinyl coated fabrics for use in the automotive industry originated from the United States. This accounted for 65 per cent of the total imported dollar value. For further details, see Table 2.



IMPORTS OF VINYL COATED FABRICS
SUMMARY OF IMPORTS - BY GENERIC FIBRE CONTENT
JANUARY TO DECEMBER 1984

<u>Generic Fibre Content</u>	<u>Quantity</u> (KG)	<u>Value</u> (\$)
Polyester	2,991,958	20,318,766
Polyester/Cotton	1,046,825	4,369,890
Nylon	660,864	3,148,521
Cotton	671,857	2,892,853
Synthetic, Not Known	388,344	2,246,092
Polyester/Polypropylene)		
Polyester/Rayon)**	194,017	1,092,489
Polypropylene)		
Rayon)		
Rayon/Nylon)**	56,418	414,944
Nylon/Polyester	45,060	360,380
Acrylic	23,070	298,821
Not Known	<u>7,461,555</u>	<u>47,244,709</u>
GRAND TOTAL	13,539,968	82,387,465

Fifty-seven per cent of the total dollar value of imports of vinyl coated fabrics was not identified by generic fibre content. Of the fabrics which were identified by generic fibre content, polyester was the single largest fabric accounting for 25 per cent of the total imported dollar value. For further details see Table 3.

** Aggregated to preserve confidentiality

SECTION III - RESULTS

Canadian Importers

Importers of vinyl coated fabrics during the period January to December 1984 as analyzed in this report are listed below in alphabetical order.

<u>NAME</u>	<u>ADDRESS</u>
3M Canada Ltd.	London, Ontario
A & B Plastics Co. Ltd.	Downsview, Ontario
Afeyan Impex Ltd.	Montréal, Québec
Afeyan Impex Ltée	Montréal, Québec
Aftex Products Western Ltd.	Richmond, British Columbia
Allen Industries Canada Ltd.	Hamilton, Ontario
Allfoam Industries Ltd.	Richmond, British Columbia
Anderson General Sales Div. of Starcan Corp.	Vancouver, British Columbia
Annin Flag Co. Ltd.	Toronto, Ontario
Antra Inc.	Markham, Ontario
Aquastar Industries Ltd.	Kelowna, British Columbia
Armour Protection Supplies Ltd.	Hamilton, Ontario
Armstrong Trading Inc.	Vancouver, British Columbia
Arnold Mfg. Ltd.	Windsor, Ontario
Asian Pacific Trading Co. Ltd.	Vancouver, British Columbia
Auclair & Martineau Inc.	St-Emile, Québec
B & E Furniture Mfg. Ltd.	Weston, Ontario
B.B.A. Automotive & Ind.	Rexdale, Ontario
B.R.M. Distributions Inc.	Montréal, Québec
BAL Trading Co.	Toronto, Ontario
Barri Corp.	Laval, Québec
Barry Manufacturing Co. Ltd.	East Mississauga, Ontario
Belgo-Lux Handbag Inc.	Montréal, Québec
Bert-Well Industries (1971) Ltd.	Kelowna, British Columbia
Biltmore Chesterfield Mfg. Ltd.	Montréal, Québec
Cabrelli Inc.	Montréal, Québec
Cambridge Canvas Centre Ltd.	Cambridge, Ontario
Cana-Foam Products Ltd.	Agincourt, Ontario
Canada Belt & Bag Co. Ltd.	Montréal, Québec
Canadian Blue Bird Sales Ltd.	Brantford, Ontario
Canadian Fabricated Products, Div. AMC	Stratford, Ontario
Canadian General Tower Ltd.	Cambridge, Ontario
Canflex Manufactures Inc.	Coquitlam, British Columbia
Canning W.E. Mfg. Co. Ltd.	Montréal, Québec
Cape Breton Development Corp.	Sidney, Nova Scotia
Capitol Leather Goods Inc.	Montréal, Québec
Carrier Footwear 1980 Ltd.	Toronto, Ontario

Canadian Importers (Cont'd)

Centre de Distribution La Piscine Trans-Canada Ltd.	Longueuil, Québec
Chateau Manufacturing Ltd.	Paris, Ontario
Chaussures Monteregie Inc.	Contrecoeur, Québec
Chrysler Canada Ltd.	Windsor, Ontario
Cominco Ltd.	Vanscoy, Saskatchewan
Continental Petroleum Rubber Ltd.	Burnaby, British Columbia
Cooper Canada Ltd.	Toronto, Ontario
Cramaro Tarpaulin Systems Ltd.	Stoney Creek, Ontario
Cushion Ease Inc.	Montréal, Québec
Davis, L. Textile Co. Ltd.	Toronto, Ontario
Denalt Paint Inc.	St-Léonard, Québec
Detroit Gasket-Canada, A Div. of Welles Corp. Ltd.	Petrolia, Ontario
Dominion Sample Card Ltd.	St-Léonard, Québec
Draco Ltd.	Repentigny, Québec
Dunlop Industrial Ltd.	Toronto, Ontario
Earl's Restaurant Limited	West Vancouver, British Columbia
Edmont Canada, Div. of Becton Dickinson Canada Inc.	Cowansville, Québec
Egan Laing Ltd.	Mississauga, Ontario
Elbe Fibres Ltd.	Montréal, Québec
Elran Furniture Ltd.	Montréal, Québec
Embassy Furniture Mfg. Ltd.	Winnipeg, Manitoba
Emhart Canada Ltd.	Montréal, Québec
Ennis J. Fabrics Ltd.	Edmonton, Alberta
Esko Tops & Canvas Products	Midland, Ontario
Eve Footwear Inc.	Toronto, Ontario
Evenflo Canada, A Div. of Questor Commercial Inc.	Brantford, Ontario
Everest & Jennings Canadian	Concord, Ontario
Fagersta Ltd.	Burlington, Ontario
False Creek Ind. Ltd.	Vancouver, British Columbia
Fancy Linens & Domestic Ltd.	Toronto, Ontario
Fell-Fab International Inc.	Hamilton, Ontario
Flexmaster Co. Ltd.	Richmond Hill, Ontario
Foster, Anthony & Sons Ltd.	Vancouver, British Columbia
Foulis Engineering Sales Ltd.	Halifax, Nova Scotia
Fraser Valley Tarp & Tie Ltd.	Langley, British Columbia
Future Chair Ltd.	Weston, Ontario
G.M. of Canada Ltd.	Windsor, Ontario
Galt Fabrics & Hardware Ltd.	Cambridge, Ontario
Genco Sails	Toronto, Ontario
General Upholstery Supply Ltd.	Toronto, Ontario
Genfoot Inc.	Montréal, Québec
Gibson Textiles Dyers Ltd.	Toronto, Ontario
Golding Bros. Canadian Ltd.	Lachine, Québec
Goodyear Canada Inc.	Islington, Ontario

Canadian Importers (Cont'd)

Gorenko, John Canada Ltd.	Montréal, Québec
Gracious Living Inc.	Markham, Ontario
	Boisbriand, Québec
Great Lakes Enterprises	Chatham, Ontario
HZO Wood Products Ltd.	Burnaby, British Columbia
Heer E.H. & Sons Ltd.	Mississauga, Ontario
Heidt Metal Prod. Ltd.	Waterloo, Ontario
Helley Hansen (Canada) Ltd.	Dartmouth, Nova Scotia
Hinspergers Poly Industries	Mississauga, Ontario
Holliston Canada Inc.	Scarborough, Ontario
Hort John Hollywood Handbags Ltd.	Toronto, Ontario
Horton C.B.I. Ltd.	Fort-Erie, Ontario
Imprimerie Krono Enrg.	St-Laurent, Québec
Industrial Belting and Equipment Co.	Willowdale, Ontario
Inland Plastics Ltd.	Drumheller, Alberta
Int. Minerals & Chemicals Corp. Canada Ltd.	Esterhazy, Saskatchewan
Interior Fiberglass Ltd.	Vernon, British Columbia
Iozza Industies Ltd.	Rexdale, Ontario
Irwin Leisure Products	Etobicoke, Ontario
J.C. McLaren Belting Co. Ltd.	Toronto, Ontario
Jackson George N. Ltd.	Winnipeg, Manitoba
Jaylorn Textiles Co.	Montréal, Québec
John-Houser Ironworks	Kitchener, Ontario
Jomac Canada Inc. Dominion Glove Div.	Beebe, Québec
Kenrod Mfg. Co.	Montréal, Québec
Kroehler Furniture Co.	Stratford, Ontario
LP Systems Sudbury Ltd.	Burlington, Ontario
Landes Canada Ltd.	Granby, Québec
Lasalle Canvas & Rope Ltd.	Lasalle, Québec
Lawn Furniture Canada Inc.	Montréal, Québec
Lemire, André Holdings Ltd. (Modern Decor Div.)	Medicine Hat, Alberta
Liberty Furniture Ind.	Concord, Ontario
Lindsay Specialty Products Ltd.	Lindsay, Ontario
MacGregor Bedding Inc.	New Glasgow, Nova Scotia
Manta Industries Ltd.	Winnipeg, Manitoba
Manto, E.J. & Sons Ltd.	Hamilton, Ontario
Maple Structure Ltd.	Brampton, Ontario
Marque Fabrics	Montréal, Québec
Marubeni Canada Ltd.	Toronto, Ontario
Master Fabrics Ltd.	Montréal, Québec
McLaren J.C. Belting Inc.	Montréal, Québec
McLellan Supply 1984 Ltd.	Calgary, Alberta
Medcom Ltd.	Toronto, Ontario
Mel-Bar Furniture 1982 Ltd.	New Westminster, British Columbia
Metropolitan Loose Leaf Co. Ltd.	Montréal, Québec
Miller Safety Ltd.	Trenton, Ontario
Modern Redwood Products Ltd.	Beamsville, Ontario

Canadian Importers (Cont'd)

Morris Chrome Manufacturing	Weston, Ontario
Naizil Coated Fabrics Inc.	Downsview, Ontario
National Sample Card Co.	Montréal, Québec
Naz-Dar Graphic Products Ltd.	Downsview, Ontario
Nightingale Ind. Ltd.	Toronto, Ontario
Northwest Tent & Awning Ltd., Div. of Norsman	Edmonton, Alberta
Olympia Interiors Ltd.	Bolton, Ontario
Orange Crate The (468301 Ontario Ltd.)	Rosemont, Ontario
Otaco Ltd.	Orillia, Ontario
Ovo Optique Inc.	Montréal, Québec
Owen Trevor Ltd.	Scarborough, Ontario
PCS Mining Ltd.	Saskatoon, Saskatchewan
Pacific Vinyldeck Ltd.	North Vancouver, British Columbia
Panoramic Shades	Concord, Ontario
Paramount Industries	Weston, Ontario
Parapad Inc.	Montréal, Québec
Peabody Int'l Canada Ltd. c/o ABC Manufacturing of Canada	Saskatoon, Saskatchewan
Plastiques Dura (1971) Ltée	Montréal, Québec
Plastiseal Inc.	Montréal, Québec
Premier Belting Co. Canada Ltd.	Winnipeg, Manitoba
Price Wilson Ltd.	Lachute, Québec
Priva-Screen Inc.	Scarborough, Ontario
Quality Trim Shop, Div. of Searle Canvas Products Ltd.	Chatham, Ontario
Ranpro Inc.	Simcoe, Ontario
Reflections Int'l Furniture Mfg. Co. Ltd.	Toronto, Ontario
Rembourage Pratt Inc.	Montréal, Québec
Renfrew Tape Ltd.	Renfrew, Ontario
Robert Soper Ltd.	Hamilton, Ontario
Royal Mattress Mfg. Co.	Burlington, Ontario
S.E.I. Industries Ltd.	Vancouver, British Columbia
Sandvik Canada Corp.	Mississauga, Ontario
Scandura Ltd.	Saskatoon, Saskatchewan
Scholtz-Flexdwall Inc.	Montréal, Québec
Scythes Inc.	Montréal, Québec
Sealy Mattress of Western Canada	Toronto, Ontario
Seaway Plastics Ltd.	Edmonton, Alberta
Shadex Corp.	Lachine, Québec
Shapiro, I. Co. Ltd.	Markham, Ontario
Sheller Globe of Canada Ltd.	Montréal, Québec
Shergroup Textiles Ltd.	Tilbury, Ontario
Signtech Inc.	Toronto, Ontario
Silvercrest Baby Products Inc.	Mississauga, Ontario
Simmons Ltd.	Montréal, Québec
Smith-Anderson Co. Ltd.	Bramalea, Ontario
	Montréal, Québec

Canadian Importers (Cont'd)

Snowden Rubber Industries	Oshawa, Ontario
Solar Industries	Markham, Ontario
Specialloy Ind. Ltd.	Winnipeg, Manitoba
Sprung Clindinin Ltd.	Calgary, Alberta
Sprung Instant Structures Ltd.	Calgary, Alberta
Stafford R.V. Agencies Ltd.	Toronto, Ontario
Star Chrome Mfg. Co.	Toronto, Ontario
Star Importing Co. Ltd.	Montréal, Québec
Stor-Tex Importers Ltd.	Toronto, Ontario
Stork Craft Ltd.	Richmond, British Columbia
Stylerite Furniture Co.	Weston, Ontario
Sunbeam Shoes Ltd.	Port Colbourne, Ontario
Tape Specialties Ltd.	Concord, Ontario
Tapis Beaver Ltée	Montréal, Québec
Tender Tootsies Ltd.	London, Ontario
Thermo Patch Canada Inc.	Montréal, Québec
Thomas Built Buses of Canada Ltd.	Woodstock, Ontario
Thomas J.E. Specialties Ltd.	Lindsay, Ontario
Thompson Rubber Industry Ltd.	Montréal, Québec
Tritex Fabrics Ltd.	Vancouver, British Columbia
Tye-Sil Corp. Ltd.	Montréal, Québec
Unicanvas Reg'd, Div. 109298 Canada Inc.	Cookshire, Québec
Utah Mines Ltd.	Black Lake, Québec
Vancouver Upholstery & Auto Supply Ltd.	Port Hardy, British Columbia
Vertican Inc.	Vancouver, British Columbia
Vinyl Canada Inc.	Montréal, Québec
Vogel Mfg. Co.	Weston, Ontario
Wajax Industries Ltd.	Weston, Ontario
	Saskatoon, Saskatchewan
	Edmonton, Alberta
Waterloo Bedding Co. Ltd.	Waterloo, Ontario
Welles Corporation Ltd.	Windsor, Ontario
Werner Finkel Inc.	Montréal, Québec
Westar Mining Ltd.	Sparwood, British Columbia
Western Sleep Products Ltd.	Burnaby, British Columbia
Western Tarpaulin & Textiles	Rexdale, Ontario
White Rose Nurseries Ltd.	Unionville, Ontario
York Belting Ltd.	Weston, Ontario

Foreign Exporters to Canada

Major exporters to Canada of vinyl coated fabrics as shown in this report are listed below in descending order of dollar value. These exporters accounted for 78 per cent of the total analyzed value of \$82,387,465. Only those exporters with shipments totalling over \$200,000 are listed:

<u>NAME</u>	<u>ADDRESS</u>	
Chrysler Plastics Products Corp.	Beaverton, OR	United States
	Sandusky, OH	United States
Milliken & Co.	New York, NY	United States
Athol Mfg. Corp.	Butner, NC	United States
Scandura Ltd.	Checkheaton, West Sacramento, CA	United Kingdom United States
Cooley Inc.	Pawtucket, RI	United States
Intex Plastics Sales Co.	Corinth, MS	United States
	Long Beach, CA	United States
Fenner International Ltd.	Hull,	United Kingdom
Phifer International Sales Inc.	Tuscaloosa, AL	United States
Duratex A/S	Haderslev,	Denmark
	Bradner, OH	United States
Twitchell, Div. of Ludlow	Dothan, AL	United States
Peabody ABC Corp.	Warshaw, IN	United States
General Tire & Rubber Fabrics Co.	Toledo, OH	United States
Compagnie Colmant Tournai S/A	Tournai,	Belgium
Vernon Plastics Co.	Haverhill, MA	United States
Uniroyal Inc.	Mishawaka, IN	United States
	Stoughton, WI	United States
Lucky-Gold Star Int. Corp.	Seoul,	South Korea
Foss Mfg. Co. Inc.	Haverhill, MA	United States
Mitsui & Co.	Tokyo,	Japan
Collins & Aikman Corp.	New York, NY	United States
Moririn Co. Ltd.	Osaka,	Japan
Advanced Fabrics Ltd.	La Grance, GA	United States
La Plastiventa Spa	Cagonegne,	Italy
Seaman Corp.	Bristol, TN	United States
	Millersburg, OH	United States
Allen Industries	El Paso, TX	United States
Freudenberg, Carl	Weinheim,	West Germany
Interplast Univerval Ind.	Lodi, NJ	United States
Pervel Industries Inc.	Plainfield, CT	United States
Ford Motor Co.	Mt. Clemens, MI	United States
Boyle, John & Co. Inc.	Statesvilles, NC	United States
Turo Oy Turoplast	Kuopio,	Finland
Herculite Products Inc.	New York, NY	United States
Bemis Associates Inc.	Watertown, MA	United States
Georgia Duck & Cordage Mill	Scottdale, GA	United States

Foreign Exporters to Canada (Cont'd)

Reeves Brothers, Inc.	Rutherfordton, NC	United States
Helley-Hansen A/S	Moss,	Norway
	Redmon, WA	United States
Compo Ind. Inc.	Lowell, MA	United States
Ideal Plastic Fabrics Inc.	Ft-Lee, NJ	United States
Nashua International Inc.	Nashua, NH	United States
Formoco International Corp.	Gardena, CA	United States
	Jericho, NY	United States
Fabric Designs Inc.	Hogansville, CA	United States
Arkwright Products	Philadelphia, PA	United States
Weed Corp.	Dothan, AL	United States
Haartz Auto Fabric Co.	Acton, MA	United States

Note: A number of shipments of vinyl coated fabrics totalling approximately \$10,469,000 known definitely to be for use in the automotive industry are included in the tables in Section II and III. However, because of the unavailability of the invoice documents, only limited data was obtained. The name of the exporting company could not be confirmed, therefore this amount was not included in this list of foreign exporters.

TABLE 1

IMPORTS OF VINYL COATED FABRICS - BY APPARENT END USE

AND PROVINCE OF CLEARANCE

JANUARY TO DECEMBER 1984

<u>Apparent End Use</u>	<u>Province of Clearance</u>	<u>Quantity (kg)</u>	<u>Value (\$)</u>
Automotive	Ontario	6,856,886	52,848,470
	Quebec	64,045	323,215
	Manitoba		
	Alberta		
	British Columbia		
Sub-Total	6,920,931	53,171,685	
Conveyor Belting	Nova Scotia	320,773	1,165,287
	Quebec	78,320	341,201
	Ontario	33,215	279,949
	Manitoba	29,279	199,809
	Saskatchewan	943,439	2,600,708
	Alberta	288,237	998,638
	British Columbia		
	Sub-Total	1,693,263	5,585,592
Furniture Upholstery	Quebec	305,885	1,436,916
	Ontario	484,099	2,048,369
	Manitoba	75,248	268,494
	Alberta		
	British Columbia		
Sub-Total	865,232	3,753,779	
Tents, Awnings and Tarpaulins	Quebec	127,953	579,893
	Ontario	280,133	1,338,089
	Manitoba	161,954	697,490
	Saskatchewan		
	Alberta		
	British Columbia		
Sub-Total	570,040	2,615,472	

** Aggregated to preserve confidentiality

TABLE 1

(Cont'd)

IMPORTS OF VINYL COATED FABRICS - BY APPARENT END USEAND PROVINCE OF CLEARANCEJANUARY TO DECEMBER 1984

<u>Apparent End Use</u>	<u>Province of Clearance</u>	<u>Quantity (kg)</u>	<u>Value (\$)</u>
Garden and Lawn Furniture	Quebec	222,190	1,188,926
	Ontario	<u>230,444</u>	<u>1,243,587</u>
	Sub-Total	452,634	2,432,513
Footwear	Quebec	132,050	992,640
	Ontario	<u>135,359</u>	<u>673,214</u>
	Sub-Total	267,409	1,665,854
Apparel (Incl. Handbags)	Quebec	127,792	774,365
	Ontario	54,184	232,636
	Nova Scotia	<u>111,563</u>	<u>506,900</u>
	Alberta		
	British Columbia		
Sub-Total	293,539	1,513,901	
Stationery, Bookcloth, Printing and Advertising Displays	Quebec	<u>126,559</u>	905,348
	Ontario		
Window Shades	Ontario	58,515	590,406
	Quebec	<u>8,248</u>	<u>133,743</u>
	Alberta		
Sub-Total	66,763	724,149	
Mattresses	Ontario	70,225	333,807
	Nova Scotia	<u>30,417</u>	215,457
	Quebec		
	Alberta		
	British Columbia		
Sub-Total	100,642	549,264	

** Aggregated to preserve confidentiality

TABLE 1

(Cont'd)

IMPORTS OF VINYL COATED FABRICS - BY APPARENT END USE

AND PROVINCE OF CLEARANCE

JANUARY TO DECEMBER 1984

<u>Apparent End Use</u>	<u>Province of Clearance</u>	<u>Quantity (kg)</u>	<u>Value (\$)</u>
Linens and Table Cloths	Quebec	115,781	469,934
	Ontario		
)**		
Luggage	Quebec	208,519	424,770
Wall Covering	Quebec	36,040	216,750
	Ontario	<u>11,805</u>	<u>126,972</u>
	Sub-Total	47,845	343,722
Medical Supplies	Ontario	87,316	314,928
Boats	Ontario	57,268	285,834
	British Columbia)		
)**		
Gloves and Mitts	Nova Scotia	57,042	242,888
	Quebec		
	Ontario		
)		
Drapes	Quebec	39,548	205,195
	Manitoba		
	British Columbia)		
)**		
Sporting Goods, Toys and Games	Quebec	25,335	122,111

** Aggregated to preserve confidentiality

TABLE 1

(Cont'd)

IMPORTS OF VINYL COATED FABRICS - BY APPARENT END USE

AND PROVINCE OF CLEARANCE

JANUARY TO DECEMBER 1984

<u>Apparent End Use</u>	<u>Province of Clearance</u>	<u>Quantity (kg)</u>	<u>Value (\$)</u>
Not Known	Quebec	200,952	782,018
	Ontario	935,459	4,715,340
	Manitoba)	377,371	1,402,476
	Saskatchewan)**		
	Alberta)		
British Columbia	<u>30,522</u>	<u>160,692</u>	
	Sub-Total	1,544,304	7,060,526
GRAND TOTAL ALL FABRICS		13,539,968	82,387,465

** Aggregated to preserve confidentiality

TABLE 2

IMPORTS OF VINYL COATED FABRICS - BY COUNTRY OF ORIGINJANUARY TO DECEMBER 1984

<u>Country of Origin</u>	<u>Apparent End Use</u>	<u>Fabric Weight (g. per sq. m)</u>	<u>Quantity</u>		<u>Value (\$)</u>
			<u>(sq. m)</u>	<u>(kg)</u>	
United States	Automotive	Up to 499	1,238,574	522,215	6,563,871
		500 to 699	4,055,511	2,402,662	19,767,928
		700 and over	3,766,826	2,976,693	16,240,304
		Not Known	Not Known	<u>1,019,361</u>	<u>10,599,582</u>
				6,920,931	53,171,685
	Furniture Upholstery	Up to 499	1,158,558	448,289	1,981,719
		500 to 875	450,517	279,434	1,340,090
		Not Known	Not Known	<u>22,088</u>	<u>114,552</u>
				749,811	3,436,361
	Garden and Lawn Furniture	Up to 499	389,209	155,947	879,993
		500 to 625	517,417	281,727	1,442,048
		Not Known	Not Known	<u>14,960</u>	<u>110,472</u>
				452,634	2,432,513
	Tents, Awnings & Tarpaulins	250 to 1,675	349,934	175,368	980,949
		Not Known	Not Known	<u>105,914</u>	<u>445,012</u>
				281,282	1,425,961
	Conveyor Belting	1,175 to 4,999	25,635	68,716	426,025
		5,000 to 15,000	11,653	82,851	445,813
		Not Known	Not Known	<u>10,703</u>	<u>132,455</u>
				162,270	1,004,293

TABLE 2

(Cont'd)

IMPORTS OF VINYL COATED FABRICS - BY COUNTRY OF ORIGIN

JANUARY TO DECEMBER 1984

Country of Origin	Apparent End Use	Fabric Weight (g. per sq. m)	Quantity		Value (\$)
			(sq. m)	(kg)	
United States (cont'd)	Footwear	575 to 1,200	153,780	156,086	709,376
		Not Known	Not Known	<u>36,860</u>	<u>259,546</u>
				192,946	968,922
	Apparel (Incl. Handbags)	300 to 700	259,518	119,190	654,514
		Not Known	Not Known	<u>52,784</u>	<u>289,030</u>
				171,974	943,544
	Stationery, Bookcloth Printing & Advertising Display	125 To 900	143,332	72,255	508,677
		Not Known	Not Known	<u>54,304</u>	<u>396,671</u>
				126,559	905,348
	Mattresses	Up to 540	171,233	43,683	315,031
		Not Known	Not Known	<u>10,995</u>	<u>42,294</u>
				54,678	357,325
Linens & Tablecloths	150 to 310	126,176	22,408	95,846	
	Not KNown	Not Known	<u>68,924</u>	<u>250,360</u>	
			91,332	346,206	
Wall Covering	230 to 1,270	75,170	37,099	240,658	
	Not Known	Not Known	<u>10,746</u>	<u>103,064</u>	
			47,845	343,722	

TABLE 2

(Cont'd)

IMPORTS OF VINYL COATED FABRICS - BY COUNTRY OF ORIGINJANUARY TO DECEMBER 1984

<u>Country of Origin</u>	<u>Apparent End Use</u>	<u>Fabric Weight (g. per sq. m)</u>	<u>Quantity</u>		<u>Value (\$)</u>
			<u>(sq. m)</u>	<u>(kg)</u>	
United States (Cont'd)	Boats	180 to 1,000	47,570	36,562	200,575
		Not Known	Not Known	<u>20,706</u>	<u>85,259</u>
				57,268	285,834
	Drapes	220 to 470	79,202	25,004	157,419
		Not Known	Not Known	<u>14,544</u>	<u>47,776</u>
				39,548	205,195
	Other (1)	140 to 1,000	468,192	118,245	940,606
		Not Known	Not Known	<u>23,934</u>	<u>112,261</u>
				142,179	1,052,867
	Not Known	Not Known	1,060,963	469,522	2,943,225
		Not Known	Not Known	<u>413,584</u>	<u>1,523,121</u>
				883,106	4,466,346
UNITED STATES - TOTAL				10,432,363	71,346,115

(1) Includes gloves and mitts, medical supplies, sporting goods, toys and games and window shades

TABLE 2

(Cont'd)

IMPORTS OF VINYL COATED FABRICS - BY COUNTRY OF ORIGINJANUARY TO DECEMBER 1984

<u>Country of Origin</u>	<u>Apparent End Use</u>	<u>Fabric Weight</u>		<u>Quantity</u>		<u>Value (\$)</u>
		(g. per sq. m)	(sq. m)	(kg)		
Western Europe	Conveyor Belting	1,000 to 9,999	11,811	74,447	286,626	
		10,000 to 14,999	81,485	996,642	2,801,314	
		15,000 to 21,000	14,969	249,497	868,192	
		Not Known	Not Known	<u>31,634</u>	<u>133,682</u>	
			1,352,220	4,089,814		
	Tents, Awnings and Tarpaulins	500 to 1,000	188,489	125,234	459,057	
		Not Known	Not Known	<u>147,285</u>	<u>670,042</u>	
			272,519	1,129,099		
	Footwear	300 to 1,500	73,316	45,266	338,661	
		Not Known	Not Known	<u>24,159</u>	<u>327,135</u>	
			69,425	665,796		
Window Shades	180 to 475	103,410	30,244	402,065		
	Not Known	Not Known	<u>27,939</u>	<u>218,532</u>		
			58,183	620,597		
Apparel (Inc. Handbags)	300 to 575	46,656	23,391	149,174		
	Not Known	Not Known	<u>68,156</u>	<u>297,267</u>		
			91,547	446,441		
Gloves and Mitts	Not Known	Not Known	49,857	209,591		
Furniture Upholstery	Not Known	2,016	1,000	34,136		

TABLE 2

(Cont'd)

IMPORTS OF VINYL COATED FABRICS - BY COUNTRY OF ORIGINJANUARY TO DECEMBER 1984

<u>Country of Origin</u>	<u>Apparent End Use</u>	<u>Fabric Weight</u>		<u>Quantity</u>		<u>Value (\$)</u>
		<u>(g. per sq. m)</u>	<u>(sq. m)</u>	<u>(kg)</u>		
Western Europe	Not Known	460 to 950	197,325	132,341	538,664	
		Not Known	Not Known	<u>130,662</u>	<u>569,565</u>	
				263,003	1,108,229	
WESTERN EUROPE TOTAL			2,157,754	8,303,703		
Japan, South Korea & Taiwan	Furniture Upholstery	625 to 750	75,460	51,762	151,488	
	Apparel (Inc. Handbags)	180 to 530	80,431	30,018	123,916	
	Other (1)	Not Known	410,993	175,454	614,193	
		Not Known	Not Known	<u>303,528</u>	<u>709,277</u>	
				478,982	1,323,470	
Not Known	Not Known	409,344	230,504	774,272		
	Not Known	Not Known	<u>26,104</u>	<u>57,081</u>		
			256,608	831,353		

(1) Includes conveyor belting, footwear, linens and tablecloths, luggage, mattresses, tents, awnings and tarpaulins

TABLE 2

(Cont'd)

IMPORTS OF VINYL COATED FABRICS - BY COUNTRY OF ORIGINJANUARY TO DECEMBER 1984

<u>Country of Origin</u>	<u>Apparent End Use</u>	<u>Fabric Weight</u>		<u>Quantity</u>		<u>Value</u>
		(g. per sq. m)		(sq. m)	(kg)	(\$)
JAPAN, SOUTH KOREA & TAIWAN - TOTAL					817,370	2,430,227
Other (2)	Furniture Upholstery & Not Known	290 to 800		148,721	81,681	203,578
		Not Known		Not Known	<u>50,800</u>	<u>103,842</u>
					132,481	307,420
GRAND TOTAL ALL COUNTRIES					13,539,968	82,387,465

- 27 -

(2) Includes East Germany, Hungary and Colombia

TABLE 3

IMPORTS OF VINYL COATED FABRICS - BY GENERIC FIBRE CONTENT

JANUARY TO DECEMBER 1984

<u>Apparent End Use</u>	<u>Generic Fibre Content</u>	<u>Substrat Construction</u>	<u>Quantity (kg)</u>	<u>Value (\$)</u>	
Automotive	Nylon Nylon/Polyester)** Woven	26,354	418,717	
	Polyester	Woven	86,158	1,134,765	
	Polyester	Non-Woven	595,639	2,262,356	
	Polyester	Knit	485,521	7,839,405	
	Polyester/Cotton	Woven	146,977	664,056	
	Polyester/Cotton	Non-Woven	86,830	323,819	
	Polyester/Cotton	Knit	386,939	1,815,571	
	Polyester/Polypropylene	Non-Woven) **)))	91,217	698,787
	Polyester/Rayon	Woven			
	Polypropylene	Woven			
	Rayon/Nylon	Woven			
	Synthetic, Not Known	Not Known		38,379	451,731
	Not Known	Not Known		4,952,624	37,406,857
	Sub-Total		6,920,931	53,171,685	
Conveyor Belting	Not Known	Not Known	1,693,263	5,585,592	
Furniture Upholstery	Cotton	Woven	25,968	114,919	
	Polyester	Woven	212,618	972,669	
	Polyester	Non-Woven	159,044	608,787	
	Polyester	Knit	38,844	159,638	
	Polyester	Not Known	55,379	199,268	
	Polyester/Cotton	Woven	28,747	124,277	
	Polyester/Rayon	Woven	79,024	400,148	

** Aggregated to preserve confidentiality

TABLE 3

(Cont'd)

IMPORTS OF VINYL COATED FABRICS - BY GENERIC FIBRE CONTENTJANUARY TO DECEMBER 1984

<u>Apparent End Use</u>	<u>Generic Fibre Content</u>	<u>Substrat Construction</u>	<u>Quantity (kg)</u>	<u>Value (\$)</u>
Furniture Upholstery (Cont'd)	Synthetic, Not Known	Woven	35,072	203,254
	Synthetic, Not Known	Non-Woven		
	Synthetic, Not Known	Not Known		
	Not Known	Woven	60,913	358,504
	Not Known	Not Known	104,872	429,579
	Sub-Total			865,232
Tents, Awnings and Tarpaulins	Nylon	Woven	236,798	1,093,217
	Polyester	Woven	222,530	952,964
	Polyester	Non-Woven	56,352	300,890
	Polyester	Not Known		
	Cotton	Woven	54,360	268,351
	Polyester/Cotton	Woven		
Synthetic, Not Known	Not Known			
Not Known	Not Known			
Sub-Total			570,040	2,615,472

** Aggregated to preserve confidentiality

TABLE 3 (Cont'd)

IMPORTS OF VINYL COATED FABRICS - BY GENERIC FIBRE CONTENT

JANUARY TO DECEMBER 1984

<u>Apparent End Use</u>	<u>Generic Fibre Content</u>	<u>Substrat Construction</u>	<u>Quantity (kg)</u>	<u>Value (\$)</u>
Garden and Lawn Furniture	Polyester	Woven	}** 318,790	1,698,264
	Polyester	Non-Woven		
	Synthetic, Not Known	Woven	}** 30,499	159,745
	Synthetic, Not Known	Non-Woven		
	Not Known	Woven	28,171	157,599
Not Known	Not Known	75,174	416,905	
	Sub-Total		452,634	2,432,513
Footwear	Cotton	Woven	19,967	151,830
	Nylon	Woven	}** 8,925	101,672
	Polyester	Woven		
	Polyester/Cotton	Woven	46,277	236,234
	Not Known	Woven	32,537	245,542
	Not Known	Non-Woven	33,526	334,832
Not Known	Not Known	126,177	595,744	
	Sub-Total		267,409	1,665,854

- 30 -

** Aggregated to preserve confidentiality

TABLE 3

(Cont'd)

IMPORTS OF VINYL COATED FABRICS - BY GENERIC FIBRE CONTENTJANUARY TO DECEMBER 1984

<u>Apparent End Use</u>	<u>Generic Fibre Content</u>	<u>Substrat Construction</u>	<u>Quantity (kg)</u>	<u>Value (\$)</u>	
Apparel (Incl. Handbags)	Cotton	Woven	70,180	332,401	
	Nylon	Woven	50,465	215,746	
	Polyester	Woven	42,368	161,741	
	Polyester/Cotton	Woven	80,832	468,973	
	Rayon) Not Known	**	49,694	335,040
	Not Known				
	Sub-Total		293,539	1,513,901	
Stationery, Bookcloth, Printing and Advertising Displays	Cotton	Woven) ** 89,397	651,674	
	Polyester	Woven			
	Polyester/Cotton	Woven			
	Rayon	Woven			
	Synthetic, Not Known	Not Known) **	37,162	253,674
	Not Known	Not Known			
	Sub-Total		126,559	905,348	

** Aggregated to preserve confidentiality

TABLE 3

(Cont'd)

IMPORTS OF VINYL COATED FABRICS - BY GENERIC FIBRE CONTENTJANUARY TO DECEMBER 1984

<u>Apparent End Use</u>	<u>Generic Fibre Content</u>	<u>Substrat Construction</u>	<u>Quantity (kg)</u>	<u>Value (\$)</u>
Window Shades	Acrylic	Woven	16,376	232,310
	Acrylic	Not Known		
	Cotton	Woven		
	Polyester	Woven	11,188	104,337
	Polyester	Not Known		
	Not Known	Not Known	39,199	387,502
	Sub-Total		66,763	724,149
Mattresses	Nylon	Woven	60,033	316,032
	Nylon	Non-Woven		
	Nylon	Not Known		
	Polyester	Woven	25,129	168,537
	Polyester	Non-Woven		
	Synthetic, Not Known	Not Known	15,480	64,695
Not Known	Not Known			
	Sub-Total		100,642	549,264

- 32 -

** Aggregated to preserve confidentiality

TABLE 3

(Cont'd)

IMPORTS OF VINYL COATED FABRICS - BY GENERIC FIBRE CONTENTJANUARY TO DECEMBER 1984

<u>Apparent End Use</u>	<u>Generic Fibre Content</u>	<u>Substrat Construction</u>	<u>Quantity (kg)</u>	<u>Value (\$)</u>
Linens and Tablecloths	Cotton	Woven) ** 115,781	469,934
	Nylon	Woven		
	Polyester	Woven		
	Polyester	Non-Woven		
	Polyester	Not Known		
	Not Known	Not Known		
Luggage	Nylon	Woven) ** 208,519	424,770
	Polyester/Cotton	Woven		
	Polyester/Cotton	Knit		
Wall Covering	Cotton	Woven) ** 47,845	343,722
	Polyester	Woven		
	Polyester	Non-Woven		
	Polyester/Cotton	Not Known		
	Not Known	Not Known		
Medical Supplies	Cotton	Woven) ** 87,316	314,928
	Polyester	Woven		
	Not Known	Not Known		

** Aggregated to preserve confidentiality

TABLE 3

(Cont'd)

IMPORTS OF VINYL COATED FABRICS - BY GENERIC FIBRE CONTENTJANUARY TO DECEMBER 1984

<u>Apparent End Use</u>	<u>Generic Fibre Content</u>	<u>Substrat Construction</u>	<u>Quantity (kg)</u>	<u>Value (\$)</u>
Boats	Polyester	Woven	24,154	157,059
	Polyester	Non-Woven		
	Polyester/Cotton	Woven		
	Polypropylene	Woven	31,114	
	Not Known	Not Known		
	Sub-Total		55,268	285,834
Gloves and Mitts	Not Known	Not Known	57,042	242,888
Drapes	Polyester	Woven	39,548	205,195
	Polyester/Cotton	Woven		
	Rayon	Woven		
	Not Known	Not Known		
Sporting Goods, Toys and Games	Cotton	Woven	25,335	122,111
	Nylon	Woven		

** Aggregated to preserve confidentiality

TABLE 3

(Cont'd)

IMPORTS OF VINYL COATED FABRICS - BY GENERIC FIBRE CONTENTJANUARY TO DECEMBER 1984

<u>Apparent End Use</u>	<u>Generic Fibre Content</u>	<u>Substrat Construction</u>	<u>Quantity (kg)</u>	<u>Value (\$)</u>
Not Known	Cotton	Woven	372,244	1,381,877
	Nylon	Woven	98,294	495,815
	Nylon	Non-Woven	17,881	94,468
	Nylon	Knit) Not Known) Woven)** Knit)	45,857	281,264
	Nylon			
	Nylon/Polyester			
	Nylon/Polyester			
	Polyester	Woven	230,914	1,157,336
	Polyester	Non-Woven	20,110	82,411
	Polyester	Not Known	156,153	975,347
	Polyester/Cotton	Woven)	119,074	365,890
	Polyester/Cotton	Knit)**		
	Polyester/Cotton	Not Known)		
	Acrylic	Woven)	25,876	155,793
	Polyester/Rayon	Woven)**		
Synthetic, Not Known	Not Known	33,915	185,391	
Not Known	Woven)	46,168	189,853	
Not Known	Non-Woven)**			
Not Known	Knit)			
Not Known	Not Known	294,262	1,147,745	

** Aggregated to preserve confidentiality

TABLE 3

(Cont'd)

IMPORTS OF VINYL COATED FABRICS - BY GENERIC FIBRE CONTENTJANUARY TO DECEMBER 1984

<u>Apparent End Use</u>	<u>Generic Fibre Content</u>	<u>Substrat Construction</u>	<u>Quantity (kg)</u>	<u>Value (\$)</u>
Not Known -	Sub-Total		1,472,539	6,581,558
GRAND TOTAL ALL FABRICS			13,539,968	82,387,465

TABLE 4

IMPORT MARKET CONCENTRATION - VINYL COATED FABRICS

JANUARY TO DECEMBER 1984

<u>Apparent End Use</u>	<u>Total Value (\$)</u>	<u>Market Shares Top 3 Importers (\$)</u>
Automotive	53,171,685	50,697,462
Conveyor Belting	5,585,592	3,224,983
Furniture Upholstery	3,753,779	1,235,041
Tents, Awnings and Tarpaulins	2,615,472	1,403,216
Garden and Lawn Furniture	2,435,513	1,645,309
Footwear	1,665,854	1,131,004
Apparel	1,513,901	746,763
Stationery, Bookcloth, Printing and Advertising Displays	905,348	581,238
Window Shades	724,149	507,957
Mattresses	549,264	302,923
Linens and Tablecloths	469,934	368,640
Luggage	424,770	424,770
Wall Covering	343,722	245,034
Medical Supplies	314,928	314,928*
Boats	285,834	174,218
Gloves and Mitts	242,888	242,888*
Drapes	205,195	205,195*
Sporting Goods, Toys and Games	122,111	122,111
Not Known	<u>7,060,526</u>	2,489,474
GRAND TOTAL	82,387,465	

* Top 4 Importers

Canadian and Foreign Tariffs

Canada

Vinyl coated fabrics included in this analysis were dutiable under the following most commonly applied tariff items.

<u>Tariff Item</u>	<u>Description</u>	<u>British Preferential Tariff</u>	<u>U.K. & Ireland</u>	<u>Most Favoured Nation Tariff</u>	<u>General Tariff</u>	<u>General Preferential Tariff</u>
	Coated or impregnated fabrics, containing textile fabric, produced by any method, including lamination, if the weight of the textile fabric is less than two-thirds of the weight of the coated or impregnated fabric:					
57401-1	The textile fabric being wholly or in part of man-made fibres or filaments or of glass fibres or filaments.....1984	20.2%	26.3%	50%	17.5%	25%
1985	20.2%	25.8%	50%	17%	25%
57402-1	The textile fabric not being wholly or in part of man-made fibres or filaments or of glass fibres or filaments.....1984	20%	22.5%	40%	15%	22.5%
1985	20%	22.5%	40%	15%	22.5%

Tariff Arrangements and Foreign Countries of Export:

Most Favoured Nation: Western Europe, Japan, Taiwan and United States

Most Favoured Nation or General Preferential: Colombia and South Korea

Tariff items and rates of duty are subject to change and need to be verified by direct reference to:

Tariff Programs
Revenue Canada
Customs and Excise
Ottawa, Ontario
K1A 0L5
Tel: (613) 996-1038

Foreign Countries

Inquiries concerning tariffs and other government trade regulations in foreign countries should be directed to:

Trade Information Centre
International Bureaux
External Affairs Canada
Ottawa, Ontario
K1A 0G2
Tel: (613) 993-6435

