

1474

DFO - Library / MPO - Bibliothèque

12021239

Georgia Strait Logbook Program for Salmon Sport Fishermen Basic Catch and Effort Data 1974-1976

G.D.Harris, A.W. Argue, F. Logie, J.Sawatsky

Field Services Branch South Coast Division
Department of Fisheries and Oceans
1090 West Pender Street
Vancouver, British Columbia V6E 2P1

November 1978

Fisheries and Marine Service Manuscript Report No.1474

 Fisheries
Canada

SH
223
F55
no. 1474

Environnement Pêches et Environnement
Canada
Service des pêches
et de la mer

Fisheries and Marine Service

Manuscript Reports

These reports contain scientific and technical information that represents an important contribution to existing knowledge but which for some reason may not be appropriate for primary scientific (i.e. *Journal*) publication. They differ from Technical Reports in terms of subject scope and potential audience: Manuscript Reports deal primarily with national or regional problems and distribution is generally restricted to institutions or individuals located in particular regions of Canada. No restriction is placed on subject matter and the series reflects the broad interests and policies of the Fisheries and Marine Service, namely, fisheries management, technology and development, ocean sciences and aquatic environments relevant to Canada.

Manuscript Reports may be cited as full publications. The correct citation appears above the abstract of each report. Each report will be abstracted by *Aquatic Sciences and Fisheries Abstracts* and will be indexed annually in the Service's index to scientific and technical publications.

Numbers 1-900 in this series were issued as Manuscript Reports (Biological Series) of the Biological Board of Canada, and subsequent to 1937 when the name of the Board was changed by Act of Parliament, as Manuscript Reports (Biological Series) of the Fisheries Research Board of Canada. Numbers 901-1425 were issued as Manuscript Reports of the Fisheries Research Board of Canada. The series name was changed with report number 1426.

Details on the availability of Manuscript Reports in hard copy may be obtained from the issuing establishment indicated on the front cover.

Service des pêches et des sciences de la mer

Manuscrits

Ces rapports contiennent des renseignements scientifiques et techniques qui constituent une contribution importante aux connaissances actuelles mais qui, pour une raison ou pour une autre, ne semblent pas appropriés pour la publication dans un journal scientifique. Ils se distinguent des Rapports techniques par la portée du sujet et le lecteur visé; en effet, ils s'attachent principalement à des problèmes d'ordre national ou régional et la distribution en est généralement limitée aux organismes et aux personnes de régions particulières du Canada. Il n'y a aucune restriction quant au sujet; de fait, la série reflète la vaste gamme des intérêts et des politiques du Service des pêches et de la mer, notamment gestion des pêches; techniques et développement, sciences océaniques et environnements aquatiques, au Canada.

Les Manuscrits peuvent être considérés comme des publications complètes. Le titre exact paraît au haut du résumé de chaque rapport, qui sera publié dans la revue *Aquatic Sciences and Fisheries Abstracts* et qui figurera dans l'index annuel des publications scientifiques et techniques du Service.

Les numéros de 1 à 900 de cette série ont été publiés à titre de manuscrits (Série biologique) de l'Office de biologie du Canada, et après le changement de la désignation de cet organisme par décret du Parlement, en 1937, ont été classés en tant que manuscrits (Série biologique) de l'Office des recherches sur les pêcheries du Canada. Les numéros allant de 901 à 1425 ont été publiés à titre de manuscrits de l'Office des recherches sur les pêcheries du Canada. Le nom de la série a été changé à partir du rapport numéro 1426.

La page couverture porte le nom de l'établissement auteur où l'on peut se procurer les rapports sous couverture cartonnée.

Fisheries and Marine Service

Manuscript Report 1474

July 1978

GEORGIA STRAIT LOGBOOK PROGRAM
FOR SALMON SPORT FISHERMEN: BASIC CATCH
AND EFFORT DATA, 1974 TO 1976

by

G.D. Harris, A.W. Argue, F. Logie
and J. Sawatsky

Field Services Branch, South Coast Division
Fisheries and Marine Service
Department of Fisheries and Oceans
1090 West Pender Street
Vancouver, B.C. V6E 2P1

(c) Minister of Supply and Services Canada 1978

Cat. no. Fs 97-4/1474

ISSN 0701-7618

TABLE OF CONTENTS

	Page
TABLE OF CONTENTS -----	iii
ABSTRACT/RÉSUMÉ -----	iv
INTRODUCTION -----	1
CHOICE OF LOGBOOK ANGLERS -----	4
SPORT LOGBOOK DESIGN -----	4
General -----	4
Original Format -----	4
Second Format -----	4
ANALYTICAL METHODS -----	7
Basic Strata -----	7
Incidence of Marked Fish -----	7
Boat Day Success Level -----	8
Angler Success Level -----	9
Angler Logbook Entries -----	9
GENERAL DATA OBSERVATIONS -----	10
Total Reported Catch and Effort -----	10
Seasonal Incidence of Marked Fish in the Sport Catch -----	11
Boat Day Success Level -----	17
Angler Success Level -----	17
Individual Angler Logbook Entries -----	17
ACKNOWLEDGEMENTS -----	18
LITERATURE CITED -----	25
APPENDICES -----	26
A. Incidence of Marked Fish -----	26
B. Boat Day Success Level -----	51
C. Angler Success Level -----	142
D. Angler Logbook Entries -----	233

ABSTRACT

Harris, G.D., A.W. Argue, F. Logie and J. Sawatsky. 1978. Georgia Strait logbook program for salmon sport fishermen: basic catch and effort data, 1974 to 1976. Canada Dept. Fisheries and Environment, Fisheries and Marine Service, Pacific Region. Manuscript Report 1474: 397 p.

Approximately 250 sport fishermen in Georgia Strait voluntarily report their daily catches of adipose-clipped and unmarked chinook and coho salmon, as well as daily fishing effort and fishing locations, as part of the Georgia Strait Head Recovery Program. This report describes the sport logbook program and presents sport logbook catch and effort data for 1974 to 1976.

Key words: Sport fishing, Catch statistics, Chinook salmon, Coho salmon.

RÉSUMÉ

Harris, G.D., A.W. Argue, F. Logie and J. Sawatsky. 1978. Georgia Strait logbook program for salmon sport fishermen: basic catch and effort data, 1974 to 1976. Canada Dept. Fisheries and Environment, Fisheries and Marine Service, Pacific Region. Manuscript Report 1474: 397 p.

Environ 250 pêcheurs sportifs du détroit de Georgie ont accepté de faire rapport, volontairement, de leurs prises quotidiennes de saumon coho et de saumon quinnat étiqueté et non étiqueté, ainsi que de leur lieu de pêche et de leur effort de pêche, dans le cadre du programme de récupération des têtes du détroit de Georgie. Le rapport décrit le programme de journal de bord du pêcheur sportif et présente les données sur l'effort et les prises tirées des journaux de bord pour les années 1974 à 1976.

Mots clés: Pêche sportive, Statistiques sur les prises, Saumon coho, Saumon quinnat.

INTRODUCTION

A recent revision of tidal sport catch statistics demonstrated that sport fishermen in Georgia Strait catch over 20% of the total British Columbia chinook (Oncorhynchus tshawytscha) and coho salmon (O. kisutch) harvest in tidal waters, and over 75% of the tidal harvest of these species in Georgia Strait (Argue, Coursley and Harris, 1977). In spite of the large annual catch by Georgia Strait sport fishermen - estimated to exceed 830,000 chinook and coho salmon - there is virtually no documentation of seasonal catch and effort by individual sport fishermen. The Sport Logbook Program is an initial attempt to provide daily, monthly and annual catch and effort profiles for a selected group of Georgia Strait salmon sport fishermen.

The Sport Logbook Program was initiated late in 1973 as part of the Georgia Strait Head Recovery Program (see descriptive brochure in Fig. 1), which in turn is part of the Canadian Chinook and Coho Catch Sampling and Mark Recovery Program (Argue, 1976). The primary objective of the Sport Logbook Program was to obtain estimates of the incidence of adipose-clipped chinook and coho salmon in the Georgia Strait sport catch. The incidence of adipose-clips coupled with accurate salmon sport fishing catch statistics and voluntary returns of coded-wire-tagged (CWT) chinook and coho salmon heads through the Georgia Strait Head Recovery Program (GSHR), will ultimately be used to estimate sport catch contributions by various tagged stocks of chinook and coho salmon. Fishery contribution estimates will be essential for evaluating salmonid enhancement facilities and techniques, deciding on sites for new facilities, and refining conservation strategies for fishery management and habitat protection. Ironically, the first application of sport logbook data was to demonstrate a large bias in the published salmon sport fishery catch statistics, and to help in revising them (Argue et. al., 1977).

Sport logbooks are held voluntarily by a selected group of fishermen who for the most part, fish more often and catch more fish than do the majority of Georgia Strait sport fishermen. Logbook fishermen are asked to complete daily records of catch and effort for each fishing location. At present there are approximately 250 active logbook anglers distributed throughout Georgia Strait and Juan de Fuca Strait (Statistical Areas 13 to 20, 28 and 29 ABC) (Fig. 2). Since these fishermen are generally "better than average" the profile data on catch per boat day, catch per angler day and annual catch and effort per angler are biased towards high angler catch efficiency, and thus provide an upper limit profile of Georgia Strait sport fishermen. The logbook data on incidence of adipose-clipped chinook and coho in the total sport catch should not be biased as it is extremely unlikely that any angler would selectively catch or avoid catching clipped salmon, particularly when the general incidence of adipose-clips is less than one in a catch of twenty fish.

In the following text we describe logbook fishermen selection, logbook design, and the content, data treatment and organization of the Appendices. The report concludes with a brief summary of logbook results.

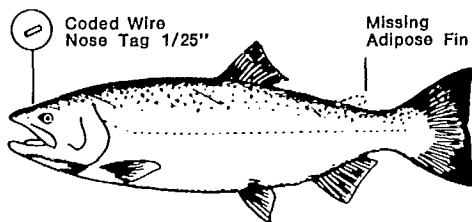
GEORGIA STRAIT HEAD RECOVERY

Wanted:

The head of any chinook or coho salmon that is caught in Georgia Strait (waters east of Sheringham Pt. and south of Hardwicke Island), and that is missing its adipose fin - the small fleshy fin on the back just in front of the tail.

Reason

The missing adipose fin signals the presence of a microscopic coded-wire-tag implanted in the nose of the fish.



Procedure

If your salmon is missing the fin, cut off the head and turn it in at the nearest "Head Depot". There are more than 100 Head Depots around Georgia Strait. Please do not attempt to find or remove the tag.

Prizes

If the head contains a tag, as do more than 85% of all heads turned in, Fisheries and Marine Service will enter your name in a draw for one \$500. prize and six \$50. prizes (seven prizes per month June - Sept., and bimonthly Oct. - May). If your name is drawn you must answer a skill testing question in order to win a prize.

For More Information:

Call your local Fisheries Office or phone collect to 666-6383.

Purpose of the Program

Several million chinook and coho salmon have been tagged and released at hatcheries and streams in B.C. and the U.S. When you turn in the head of adipose clipped salmon, Fisheries lab workers dissect the tag from the nose cartilage and read it under a microscope.

The coded data on the tag reveals such information as where and when the salmon was released, and to what experimental group the fish belonged. Combined with the information you supply (when, where, and how the salmon was caught) the tag data tells us how many fish each tagged stock contributes to each B.C. fishery; shows us migration routes and timing of our chinook and coho; and measures the success of experimental hatchery diets, release times, and other hatchery techniques.

In practical terms, this information helps in four ways to produce more salmon for B.C. fishermen. Your tag return data is helping:

- 1) to improve hatchery techniques.
- 2) to identify the best sites for future enhancement projects.
- 3) to manage the fisheries so as to protect weak stocks of salmon while exploiting the stronger ones.
- 4) to ensure the conservation of productive salmon streams.

Commercial

Commercial fishermen selling to Norpac, Baynes Sound Oyster Co., and Campbell River Fish Co. can sell the marked fish head-on. Ask for an information label to fill out, then tie the label to the jaw of the fish.

Sport

Sports fishermen can turn in the heads of marked fish at any sport Head Depot. Ask the depot operator for an information label to fill out, then cut off the head of the fish, tie the label to the head, and deposit it in the preservative or freezer provided. Freeze the head if you are unable to turn it in right away.

Figure 1. Information brochure describing the Georgia Strait Head Recovery Program. Note that in 1974 a \$3.00 reward was paid for each voluntarily returned head that contained a CWT. This reward system was discontinued on March 31, 1975 and the reward system noted in the above brochure was instituted.

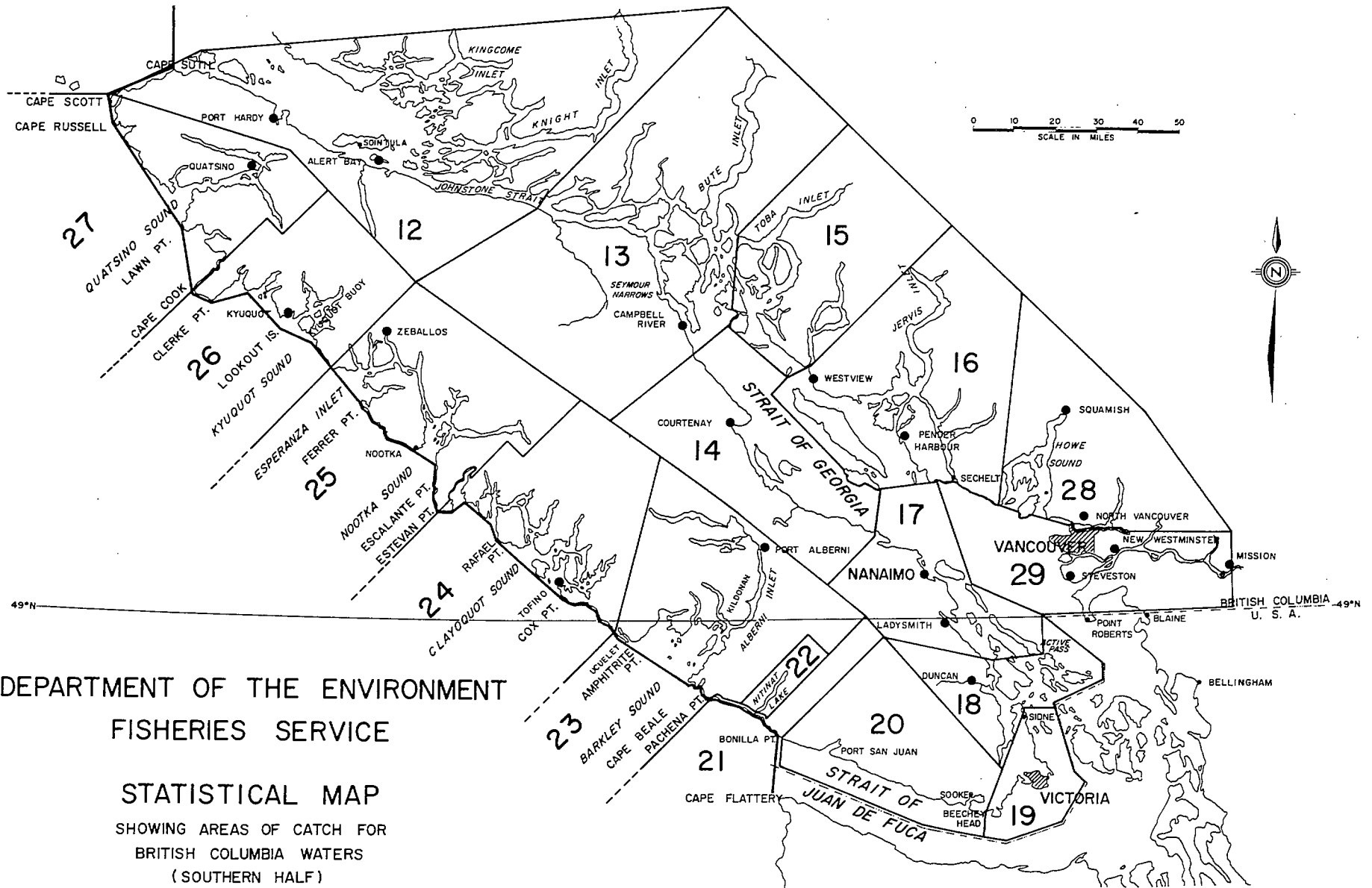


Figure 2. Southern British Columbia Sport Statistical Areas.

CHOICE OF FISHERMEN

Logbook fishermen were originally selected on the basis of having turned in three or more CWT heads to the Georgia Strait Head Recovery Program during 1973. The Department of Fisheries and Environment sent letters to these active GSHR participants, asking them, as fishermen who fished with some regularity and success, if they would conscientiously keep a logbook record of their catch. Fisheries personnel also approached Fish and Game clubs for volunteers.

From mid-1974 to the present, most fishermen have entered the Sport Logbook Program in response to a request (Fig. 3) which is published in every issue of the GSHR Bulletin. A Bulletin is sent to every fisherman who turns in the head of an adipose-clipped fish. By selecting people who are already participating in the GSHR program and who consider themselves to be serious fishermen, Fisheries obtains accurate and regularly kept logbooks while realizing that the catch recorded is not that of average fishermen but of a group with considerably higher-than-average catch success.

SPORT LOGBOOK DESIGN

GENERAL

Upon volunteering, each fisherman is mailed a logbook, assigned an individual angler number, and requested to return completed logbook sheets every month. Fisheries later returns the logbook sheets for the fishermen to use as their personal fishing log.

ORIGINAL FORMAT

The original logbook format (Fig. 4), phased out in the summer of 1975, was designed simply to obtain the incidence of adipose-clipped chinook and coho in the Georgia Strait sport catch. By Statistical Area, date, and fishing location, each fisherman recorded chinook and coho catches, and separated adipose-clipped from non-adipose-clipped salmon. Fishermen were not expected to record the fishing days on which they caught no chinook or coho. By recording fish caught they provided a record of their total catch for the months during which they kept logbooks.

SECOND FORMAT

The next logbook format (Fig. 5) served not only as a record of the fisherman's catch, but also as a record of his fishing effort. Fishermen were asked to enter all chinook and coho fishing days, even "nil" days on which they caught no chinook or coho. In addition, logbook fishermen now recorded the number of people fishing in the boat on each trip. Thus the second logbook format expanded the usefulness of logbook data beyond a simple record of seasonal catch and incidence of adipose-clipped fish. The logbook data now provided a profile of basic effort and catch statistics for a select group of fishermen.

A REQUEST

Any sports fishermen in Georgia Strait who would care to help us even more than simply by turning in heads may be interested in keeping a logbook of their catch records for us. We ask that they keep a tally of the numbers of marked and unmarked coho and chinook caught and the date and location of each fishing trip. The logbook reports are sent in at the end of the month for analysis. Fisheries later returns the logbook sheets for the fishermen to use as their personal fishing log.

If any fisherman who fishes with some intensity who would be willing to keep these records for us on a regular and serious basis would write me, I will send on a book and instructions. Information on the ratio of marked to unmarked salmon is needed for estimating the sport catch contribution by various tagged hatchery and wild stocks. Also, logbook data has been used for checking and revising sports catch estimates in Georgia Strait.

Please write: Dept. of Fisheries & Environment
Fisheries and Marine Service
1090 West Pender Street
Vancouver, B.C. V6E 2P1

Figure 3. Request for sport logbook fishermen, published in GSHR Bulletin.

NAME		STAT. AREA			
DATE	LOCATION	COHO		CHINOOK	
		Unmarked	Marked	Unmarked	Marked

Figure 4. Original logbook format.



SPORT FISH LOG BOOK

INSTRUCTIONS

1. At the top of each page enter your name and your personal log book number. Your log book number is _____.
2. For each Statistical Area you fish (See map next page) on any single date on which you fish for coho or chinook record the locations you fished and the number of people fishing in the boat. Personally examine all chinook and coho for the presence or absence of the adipose fin (See diagram next page), and record as follows:
 - a) In the "unmarked" columns record the number of coho &/or chinook with adipose fin intact.
 - b) In the "marked" columns record the number of coho &/or chinook missing the adipose fin.
3. Turn in the heads of adipose-clipped fish to depots just as you normally would.
4. At the end of each month during which you have caught salmon, mail your completed log book sheets to:

Georgia Straight Head Recovery Program
 Department of the Environment
 1090 West Pender Street
 Vancouver, B.C.
 V6E 2P1

Note: If you wish to record only your personal fish, enter the number "1" for "Number of People Fishing in Boat".

NAME		LOG BOOK #					
DATE	STATIS-TICAL AREA	LOCATION	NUMBER OF PEOPLE FISHING IN BOAT	COHO		CHINOOK	
				Unmarked	Marked	Unmarked	Marked

Figure 5. Second logbook format with instructions for use.

ANALYTICAL METHODS

BASIC STRATA

Data is presented under the following appendix headings:

- "INCIDENCE OF MARKED FISH" (APPENDIX A)
- "BOAT SUCCESS LEVEL" (APPENDIX B)
- "ANGLER SUCCESS LEVEL" (APPENDIX C)
- "ANGLER LOGBOOK ENTRIES" (APPENDIX D)

Within each appendix data are presented in the same basic time and location strata. Month and year (1974 to 1976) are the time strata, while fishing location is expressed in terms of Statistical Area. Logbook fishermen also recorded detailed fishing locations within Statistical Areas; this information is maintained in a computer file, but is not reproduced in this report. Appendices A, B, and C also present logbook data for grouped Statistical Areas because there is often insufficient data in single Areas to be statistically useful. The combined Statistical Areas, grouped according to similarities in their fisheries, are 13-14, 15-16, 19-20, and 28-29. Also, Appendices A, B, and C present the data from all the above Statistical Areas combined under the heading "STATISTICAL AREA ALL". Monthly catch and effort totals are listed for each table in Appendices B, C, and D. "YEAR" totals are the sum of the monthly totals for each table.

INCIDENCE OF MARKED FISH

Content and Data Treatment

Appendix A is the basic analysis of logbook data - a calculation of the incidence of adipose-clipped chinook and coho in the sport catch. The incidence expresses the number of marked fish as a percentage of the total number of fish caught. For example, on page 27, for Area 13 in 1974, logbooks report 525 unmarked coho and 21 marked coho; the incidence of marked coho is $21 \div (525 + 21)$ equals .038 or 3.8%.

The Appendix A tables are organized under the following column headings:

- | | |
|---------------|--|
| "# REPORTING" | The number of logbook fishermen reporting chinook or coho catches in the Area and time period indicated, |
| "CATCH DAYS" | The total number of days on which the reporting fishermen caught chinook or coho, |
| "COHO UNMARK" | The total logbook-reported catch of coho with adipose fins, |
| "COHO MARK" | The total logbook-reported catch of adipose-clipped coho, |
| "COHO % MARK" | The incidence of adipose-clipped coho in the total logbook-reported coho catch. Coho incidence by "YEAR" is calculated from the sum of monthly unmarked and marked catches, as in the example above, |

"CHINOOK UNMARK")
"CHINOOK MARK") same as coho
"CHINOOK % MARK")

BOAT SUCCESS LEVEL

Content

Appendix B expresses the fishing success of logbook fishermen in terms of "CATCH PER BOAT DAY". A "BOAT DAY" is defined as one boat's fishing effort during one day; and "CATCH PER BOAT DAY" is simply the number of fish caught in a boat's fishing day. In the tables of Appendix B is a tally of the number of logbook-reported boat days at each level of catch success - from "1" fish per boat day to "9 PLUS" fish per boat day. Since the fishing success of logbook fishermen is higher than average, these tables can be seen as the upper limit of boat success for each Area and time period covered.

Data Treatment

In Appendix B, each reported boat day appears on three separate tables: on the "COHO" table, on the "CHINOOK" table, and on the "COMBINED" coho and chinook table. For example, if during one boat day the overall catch was 5 coho and 2 chinook, then this boat day would be tallied first as a coho fishing day with a success level of 5, next as a chinook fishing day with a success level of 2 and finally as a combined fishing day with a success level of 7. Or, if the boat caught no salmon at all during a fishing day, success levels would be 0 for coho, 0 for chinook, and 0 for the combined species.

Appendix B does not use data from the original logbook format because the original format only recorded catch, not effort (boat days). The second format was phased into use during 1975, beginning in April, coming into wide use in August, and fully replacing the original format by December. Consequently, Appendix B data reaches a useful volume only in August 1975. It would obviously be misleading to compare total boat days between months during 1975 because the number of second format logbooks in use steadily increases during the year.

A very small percentage (less than 0.5%) of the boat days reported under the second logbook format could not be used in Appendix B. For example, boat days on which a boat's catch is taken in more than one Statistical Area cannot be assigned to the tables for any single Area, so these boat days and associated catch are excluded from the appendix.

Organization

On the "BOAT SUCCESS LEVEL" tables, two numbers appear in each box. The upper-left number is the reported "# OF BOAT DAYS" for a particular month and Area, at a particular level of catch success. The lower-right number is the reported "# OF FISH" caught by the reported "# OF BOAT DAYS".

ANGLER SUCCESS LEVEL

Content

Appendix C is identical to Appendix B in most respects. The difference is that Appendix C expresses fishing success of logbook fishermen in terms, not of "CATCH PER BOAT DAY", but of "CATCH PER ANGLER DAY" - the number of fish caught in an angler's fishing day.

Data Treatment

Appendix C treats each logbook angler day as a "COHO" fishing day, a "CHINOOK" fishing day, and as a "COMBINED" coho and chinook fishing day. Appendix C also excludes data from the original logbook format as well as data from days in which a boat's catch is taken in more than one Statistical Area.

"CATCH PER ANGLER DAY" is calculated by dividing the number of people fishing in the boat each day into the daily catch by all people in the boat. For example, if a logbook fisherman reports that on a given day 3 people fishing in the boat caught a total of 11 coho, the coho catch per angler day would be: $11 \text{ coho} \div 3 \text{ angler days} = 3.667 \text{ coho per angler day}$.

Organization

The only difference in organization between "ANGLER SUCCESS LEVEL" and "BOAT SUCCESS LEVEL" tables is that the ten levels of angler catch success extend from "0" only to "4 PLUS" because four salmon is the personal daily bag limit.

ANGLER LOGBOOK ENTRIES

Content and Data Treatment

Appendix D shows the monthly catch and effort data submitted by each individual logbook angler. Both original format data and second format data are used, as are reports from days in which a boat's catch is taken in more than one Statistical Area.

Organization

Each logbook fisherman's catch and effort record is accompanied by his logbook angler identification number, i.e. his "ANGLER CODE". The reports appear in order of year, "STATISTICAL AREAS FISHED", and "ANGLER CODE" within "STATISTICAL AREAS FISHED". When more than one Statistical Area is fished, the reports are sorted by Area in an increasing numerical sequence such as 13, 13/14, 13/14/15, 13/14/18, 13/15, 14, etc.

Two letters and two numerals make up an angler code. The first letter indicates where the angler lives, while the second letter and the two numerals are simply an identification number. Within Statistical Areas the

angler codes are sorted alphanumerically. When a fisherman ceases to participate in the logbook program, his angler code is reserved for a year before being issued to a new participant.

The first letters of the "angler codes" specify the following places of residence:

- C: Courtenay-Comox: Royston to Black Creek,
- D: Duncan-Ladysmith: Cobble Hill, Cowichan Valley, Crofton, Chemainus, to Ladysmith,
- G: Gulf Islands: Gabriola to Saturna,
- I: Interior of B.C. and all Points East
- M: Lower Mainland - Vancouver: Lower Fraser Valley to Squamish, including Bowen Island,
- N: Nanaimo: Cassidy to Nanoose Bay,
- P: Parksville-Qualicum: Northwest Bay to Port Alberni and Union Bay, includes Hornby-Denman,
- R: Campbell River and North: Oyster River to Kelsey Bay,
- S: Southern Vancouver Island - Victoria: Sooke to Sidney, and Saanich Inlet,
- T: Sunshine Coast: Gibsons, Sechelt, Pender Harbour, Powell River, to Lund,
- U: United States.

"CHINOOK" and "COHO" lines for each logbook record show the anglers' catch in each month. The number in brackets indicates how many were adipose-clipped. The unbracketed number, the total catch, includes both adipose-clipped and non-adipose-clipped salmon.

The "ANGLER DAYS" and "BOAT DAYS" lines on the tables show the anglers' monthly fishing effort. Since the original format of the logbook did not include a column for number of people fishing in the boat, "ANGLER DAYS" information is not available ("NA") for any months or years before the logbook fishermen received a second format logbook. The "BOAT DAYS" line, however, does include original format data, but marks such data with an asterix to indicate that it may not be a full record of effort for that month or year.

Month columns prior to the month in which the fisherman received his logbook have been left blank to differentiate between them and months in which a registered logbook fisherman reported no catch or fishing effort.

GENERAL DATA OBSERVATIONS

TOTAL REPORTED CATCH AND EFFORT

Logbook anglers submitted 346 monthly reports in 1974, 480 monthly reports in 1975, and 635 monthly reports in 1976 (Table 1). Correspondingly, days on which catches were reported increased from approximately 1900 in 1974 to over 4100 in 1976, while the average salmon catch on these days declined slightly from 3.5 in 1974 to 3.0 in both 1975 and 1976.

Table 1. Annual summary of sport logbook data.

	Monthly Reports Submitted	Catch Days Reported	Coho Catch			Chinook Catch		
			Unmark	Mark	% Mark	Unmark	Mark	% Mark
1974	346	1872	3646	141	3.7	2751	80	2.8
1975	480	2666	4623	206	4.3	4039	111	2.7
1976	635	3424	4965	300	5.7	7051	163	2.3

Total reported catch by logbook fishermen exceeded 12,000 in 1976, which was an increase from 1974 of roughly 100% - about the same percentage increase as that for monthly reports submitted. Compared to the catch of the general angling public, the logbook-reported catch favoured chinook since just over one-half of the logbook catch was chinook compared to only 42% chinook for the total Georgia Strait sport catch (Argue et. al., 1977).

Also note in Table 1 that the percentage of marked fish in the coho catch consistently increased over the three year reporting period, from 3.7% in 1974 to 5.7% in 1976; by comparison the percentage of marked chinook stayed relatively constant, around 2.5%.

Tables 2 to 4 present the material of Table 1 in greater geographical detail, summarizing catches, effort and percentage marked by Statistical Area, for 1974, 1975 and 1976 respectively.

SEASONAL INCIDENCE OF MARKED FISH IN THE SPORT CATCH

Figure 6 presents the average monthly incidence (percentage) of marked fish in the Georgia Strait coho and chinook catches between February 1974 and November 1976. Values plotted are a moving three month mean of the incidence of marks in the total catch reported by logbook fishermen.

The incidence of marked coho for all Areas combined shows a distinct seasonal pattern; peaking in April or May, remaining relatively high through the summer months, peaking again in September or October, and then dropping rapidly to a low between December and February. Over the year, the incidence of marks in the coho catch ranges from less than 1% in the winter to over 6% in the summer.

When separate Statistical Areas are compared (Fig. 7), using three-month moving means of the average monthly incidences for 1974, 1975, and 1976 combined, the incidences of marked coho show seasonal trends in each Area that are similar to the trend for all Statistical Areas. Note that Area 13-14 generally has the highest incidence of marked coho, between 5 and 7 percent; Area 15-16 has the lowest incidence of marks, between 2 and 4 percent; while Areas 19, 20, 28 and 29 supplied insufficient data for plotting in Figure 7.

TABLE 2:
Incidence of Marked Fish. Summary by Statistical Area for 1974 Chinook: Source Data in Appendix A.

Stat Area	Monthly Reports Submitted	Catch Days	Coho			Chinook		
			Unmark	Mark	% Mark	Unmark	Mark	% Mark
13	30	190	525	21	3.8	146	10	6.4
14	68	464	1398	60	4.1	295	12	3.9
15	1	12	54	1	1.8	11	0	0
16	62	244	499	22	4.2	332	7	2.1
17	63	251	573	19	3.2	315	5	1.6
18	73	535	419	3	.7	1373	43	3.0
19	4	30	23	1	4.2	62	1	1.6
20	9	40	15	0	0	70	0	0
28	29	91	76	13	14.6	128	0	0
29	7	15	64	1	1.5	19	2	9.5
Total	346	1872	3646	141	3.7	2751	80	2.8

TABLE 3:

Incidence of Marked Fish. Summary by Statistical Area for 1975: Source Data in Appendix A.

Stat Area	Monthly Reports Submitted	Catch Days	Coho			Chinook		
			Unmark	Mark	% Mark	Unmark	Mark	% Mark
13	39	352	1036	60	5.5	209	14	6.3
14	82	496	1098	66	5.7	531	21	3.8
15	5	22	66	2	2.9	12	0	0
16	90	384	618	14	2.2	470	17	3.5
17	93	395	819	26	3.1	538	9	1.6
18	63	490	710	26	3.5	1106	28	2.5
19	28	216	149	6	3.9	590	12	2.0
20	1	4	2	1	33.3	13	0	0
28	50	185	83	2	2.4	298	7	2.3
29	29	122	42	3	6.7	272	3	1.1
Total	480	2666	4623	206	4.3	4039	111	2.7

TABLE 4:

Incidence of Marked Fish. Summary by Statistical Area for 1976: Source Data in Appendix A.

Stat Area	Monthly Reports Submitted	Catch Days	Coho			Chinook		
			Unmark	Mark	% Mark	Unmark	Mark	% Mark
13	71	549	1371	92	6.3	715	30	4.0
14	104	502	988	94	8.7	663	44	6.2
15	8	48	136	5	3.5	36	3	7.7
16	88	468	1183	41	3.3	568	17	2.9
17	102	535	575	35	5.7	1337	19	1.4
18	83	541	444	12	2.6	1536	19	1.2
19	59	320	93	8	7.9	864	19	2.2
20	4	26	29	2	6.5	36	3	7.7
28	62	227	81	7	8.0	605	4	.7
29	54	208	65	4	5.8	691	5	.7
Total	635	3424	4965	300	5.7	7051	163	2.3

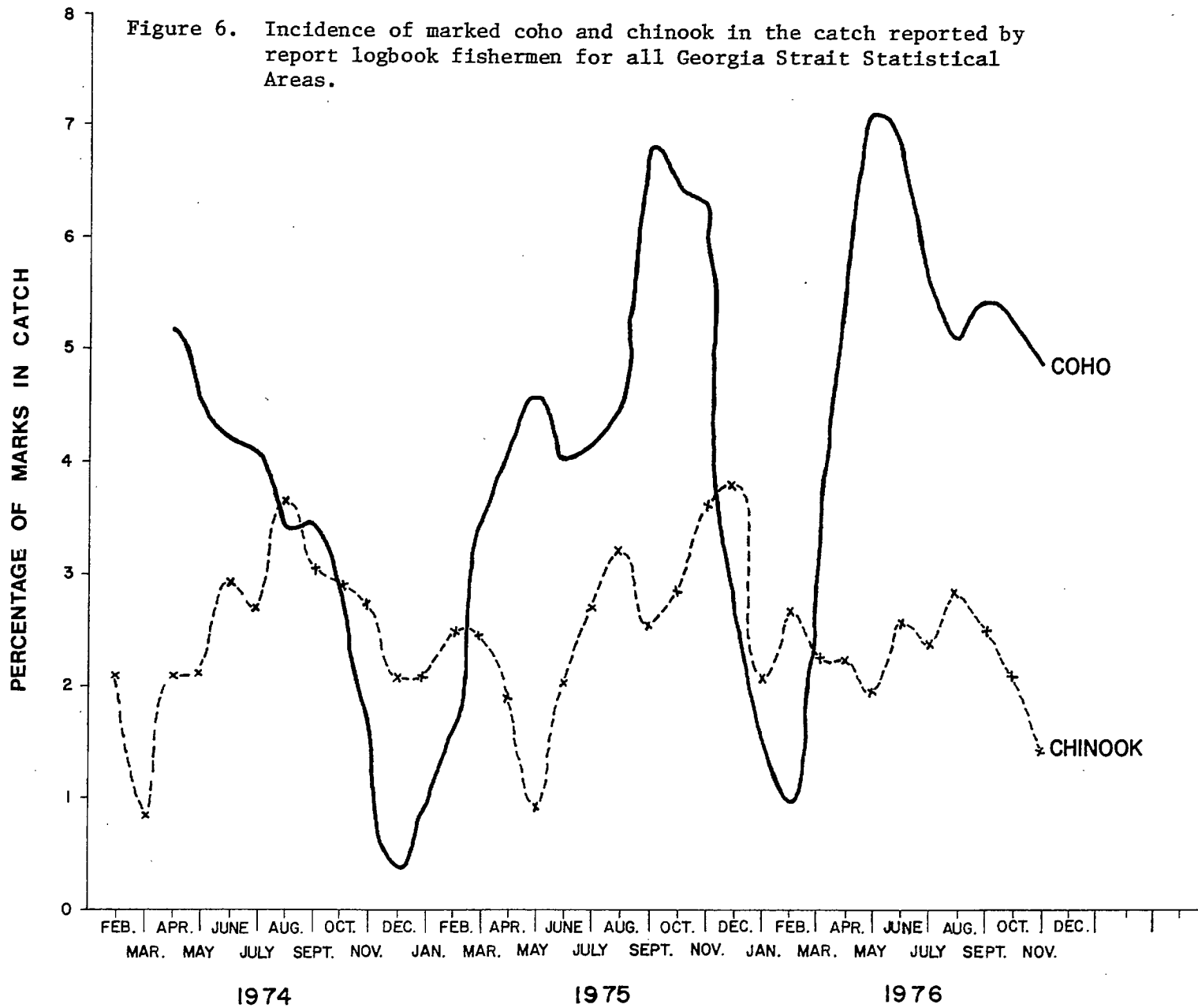
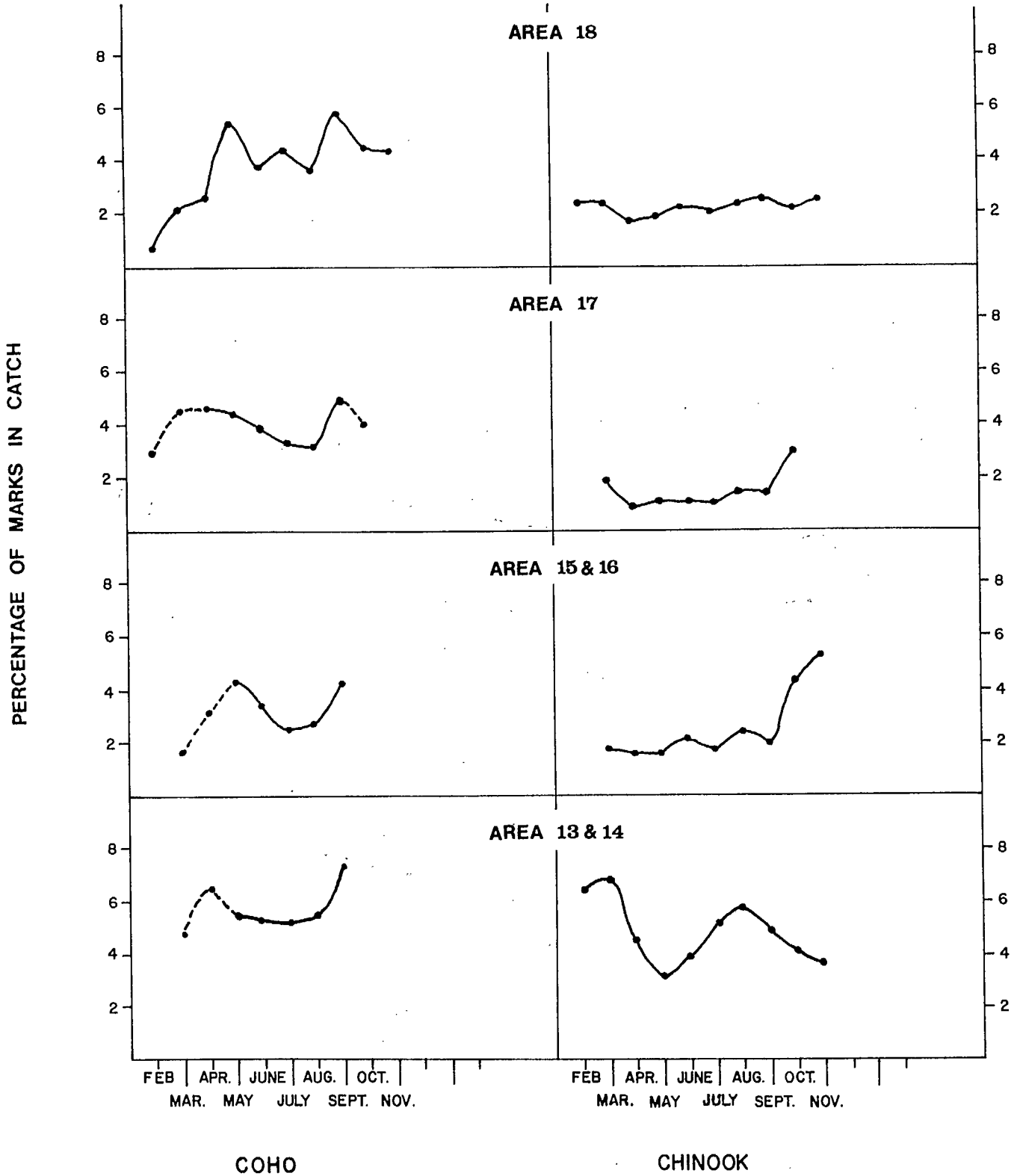


Figure 7. Incidence of marked coho and chinook in the catch reported by report logbook fishermen for grouped Statistical Areas.



The incidence of marked chinook for all Areas combined shows a seasonal pattern that is considerably less regular than is the coho pattern (Fig. 6). During the summer months between 2.5% and 3.5% of the chinook caught were marked; while the incidence of marks was generally lowest, around 1%, between March and May.

On Figure 7 again, the incidence of chinook marks for grouped Statistical Areas (other than Area 13-14) remained relatively constant, around 2.0%, until after September when the incidence rose by one or more percentage points. The trend for Area 13-14 was more varied with peaks of around 6% in March and August, and seasonal lows of less than 4% in May and November. Note that the highest incidence of marked chinooks occurred in Area 13-14.

BOAT DAY SUCCESS LEVEL

Figures 8 and 9 show, for 1975 and 1976 respectively, the percentage of catch taken and effort expended at various levels of catch per boat day, ranging from zero to nine-plus chinook and coho salmon. Species, months, and catch Areas were pooled for these graphs; but only data from "second format" logbooks could be used because zero-catch days went unreported on "original format" logbooks.

The distributions of catch and effort at each of the daily boat success levels was extremely similar for the two years. From 66% to 70% of the salmon were taken aboard boats catching four or more salmon per boat day. Peak catches occurred at 4 and 8 salmon per day which suggests that a large number of limit catches were taken by boats with one or two anglers on board. Even though logbook fishermen are "better than average" anglers (catch per boat day averaged approximately 2.8) they still managed to be skunked on approximately 20% of their fishing days.

ANGLER SUCCESS LEVEL

Figures 10 and 11 show the percentage of catch taken and effort expended at various levels of catch per angler day, ranging from zero to four chinook and coho salmon. Data source and treatment were similar to that in the previous section.

In both years, over 50% of the catch was taken by anglers who landed two or more fish per day; and 34% of the catch was taken by anglers catching their daily bag limit! As expected, there were a significant number of zero catch days, about one skunk per 5 fishing days if the 0.001 to 0.350 catch success category is included with the zero category.

INDIVIDUAL ANGLER LOGBOOK ENTRIES

In Figure 12, the boat catch data from the individual angler logbook entries in Appendix D was used to determine, for 1974 to 1976 combined, an annual boat catch pattern for coho and chinook separately and for both species

combined. Only the reported catch from full-year anglers was plotted. Full-year anglers are defined as those fishermen who had either reported their catch over at least 10 months of a year or turned in reports from both the year preceeding and the year following. The annual catch of some fishermen may be underestimated due to reports not being submitted.

Annual catches were distributed into intervals of 20 fish for catches up to 200 fish per year; above 200 fish per year the intervals were broken up as follows: 201-230, 231-260, 261-300, 301-400, 401-500, and 501+ fish.

A large fraction of the anglers (40%) reported their boats as catching less than 20 coho per year (Fig. 12, middle); 17% caught 21-40 coho per year; and only 11% of the anglers reported more than 100 coho per year. Average annual coho catch per boat was 47.

For chinook, by contrast, only 25% of the anglers reported that their boats landed less than 20 per year (Fig. 12, lower); 23% caught 21 to 40 chinook per year; and 22% of the anglers reported more than 100 chinook per year. Average annual chinook catch per boat was 68.

The combined catch graph for coho and chinook (Fig. 12, upper) shows that less than 10% of the boats caught 20 or fewer salmon per year; 8% caught 21 to 40 salmon; 44% caught over 100 salmon; and 13% caught over 200 salmon per year. In the very highest of the catch categories, guides are included as well as a few regular logbook fishermen who fished year round, mainly for chinook. Average annual catch per boat was 115.

Figure 13 shows annual fishing effort in boat days for full-year anglers in 1976, using data only from "second format" logbooks. The graph distributes annual effort into intervals of 10 boat days.

For this limited sample of 65 logbook fishermen, the majority (56%) fished less than 40 days per year. A peak in annual effort occurred in the 31-40 boat day category (25%); but beyond this peak effort falls off with only about 10% of the anglers reporting over 70 boat trips during 1976. Average number of fishing days in 1976 was 44 for logbook fishermen. This contrasts with an average of only 12 days fishing in tidal waters for the general saltwater angling public in British Columbia (Anon., 1977).

Clearly from catch and effort data presented above, the logbook fishermen represent a sample of the better saltwater salmon anglers in British Columbia.

ACKNOWLEDGEMENTS

We gratefully acknowledge the co-operation of sport fishermen who keep the Sport Fish Logbook records.

Figure 8. Percentage frequency distribution of report logbook fishermen's daily catch and effort per boat for daily boat catch ranging from zero to 9 plus chinook and coho salmon, 1975.

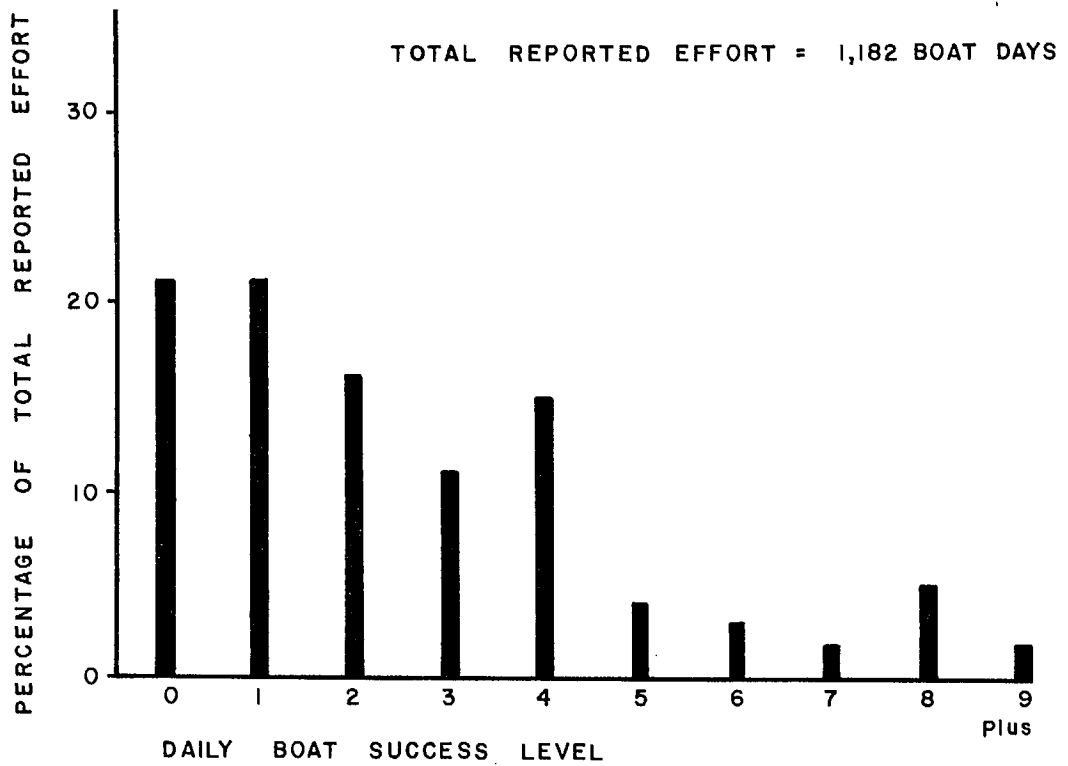
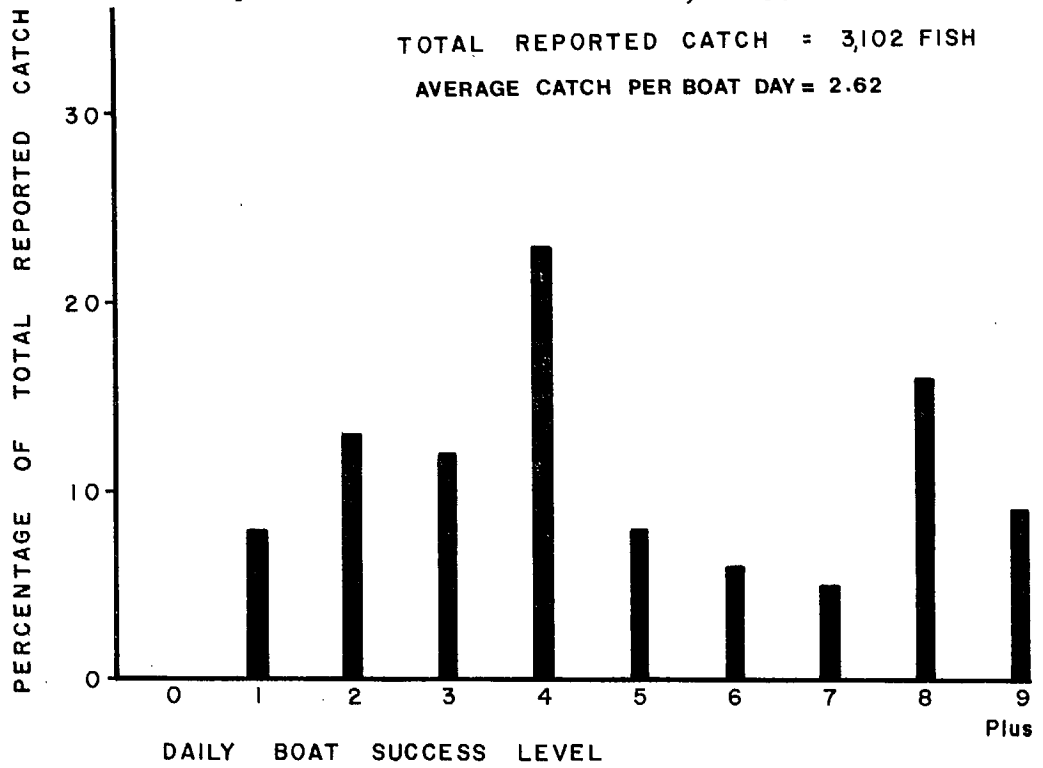


Figure 9. Percentage frequency distribution of report logbook fishermen's daily catch and effort per boat for daily boat catch ranging from zero to 9 plus chinook and coho salmon, 1976.

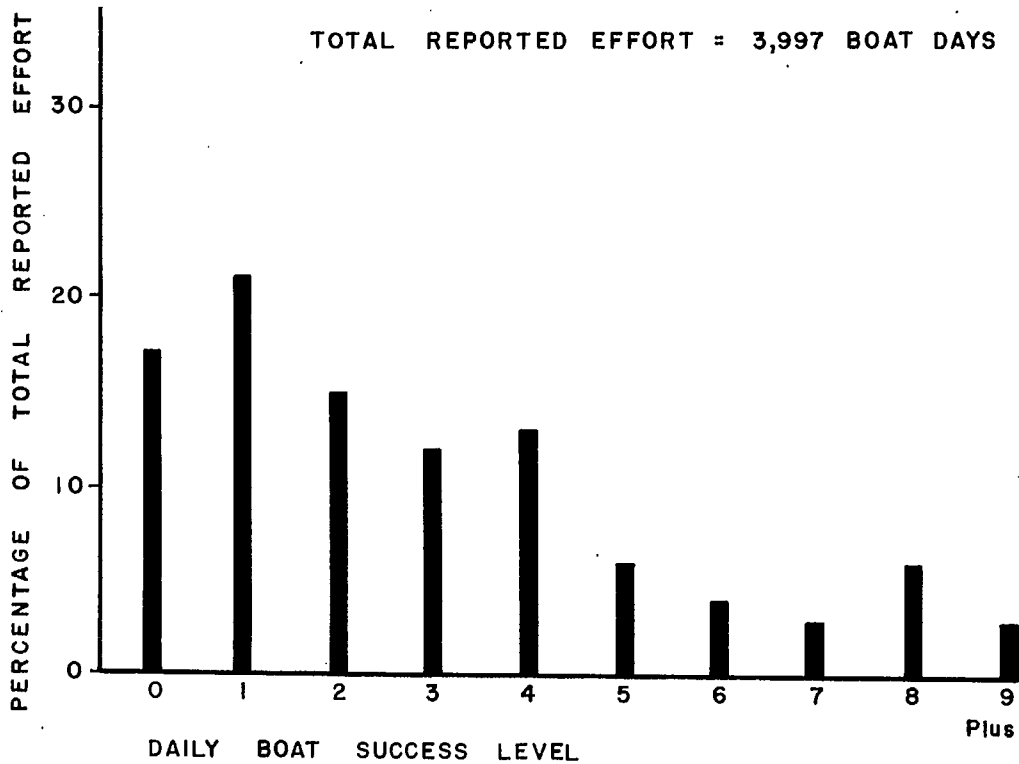
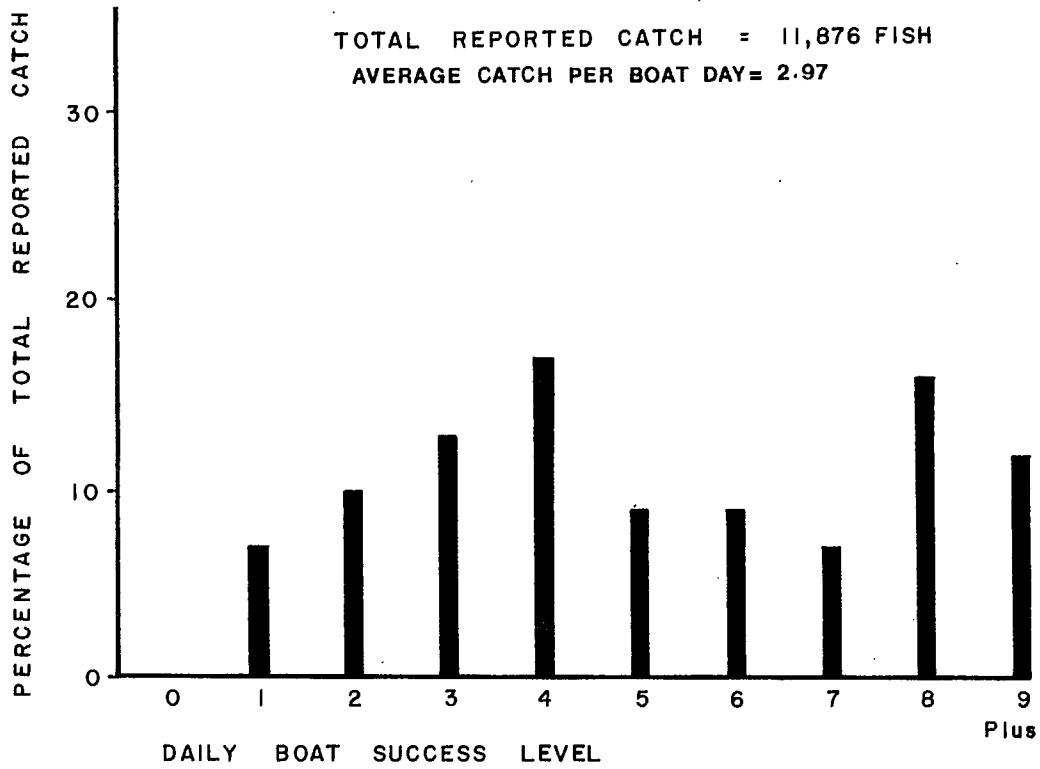


Figure 10. Percentage frequency distribution of report logbook fishermen's daily catch and effort per angler for daily angler catches ranging from zero to four chinook and coho salmon, 1975.

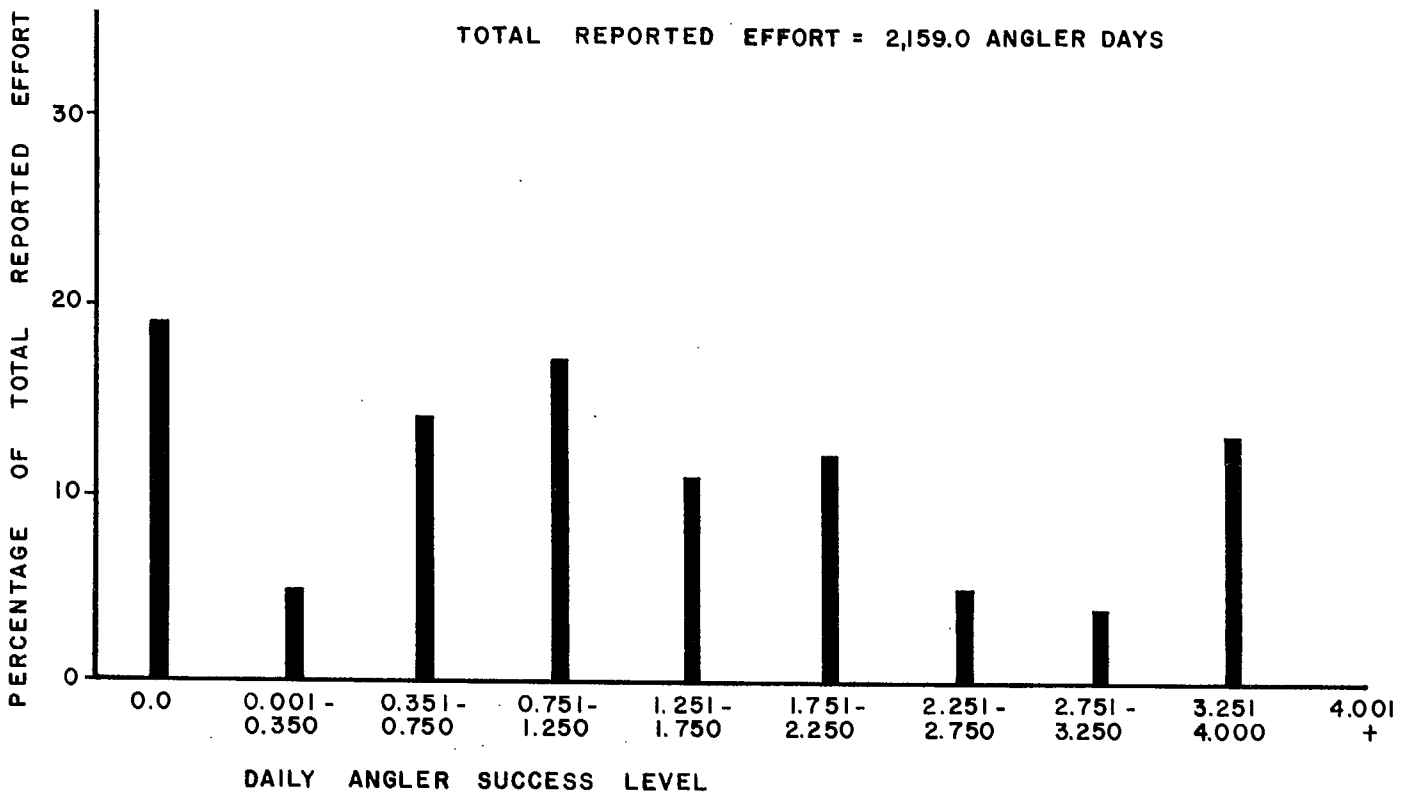
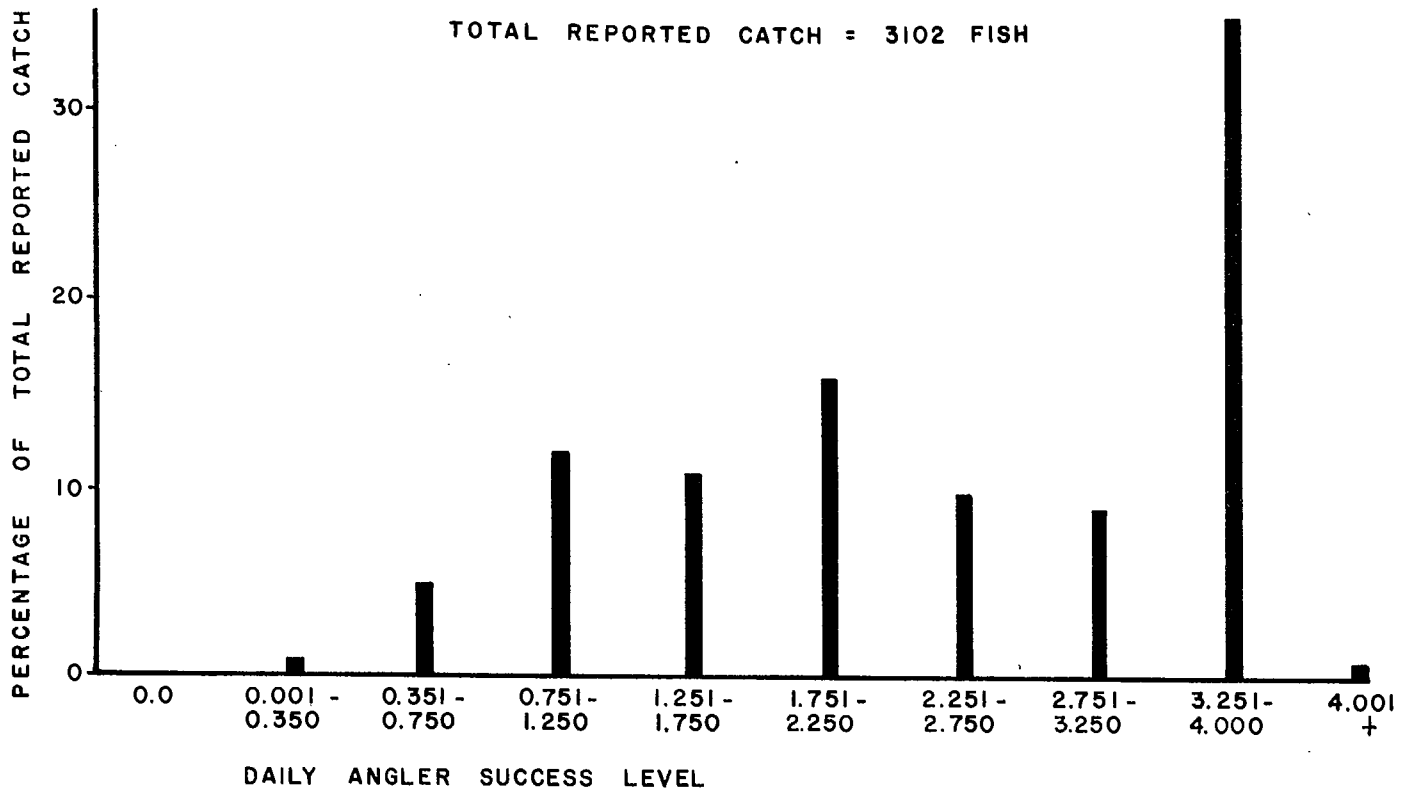
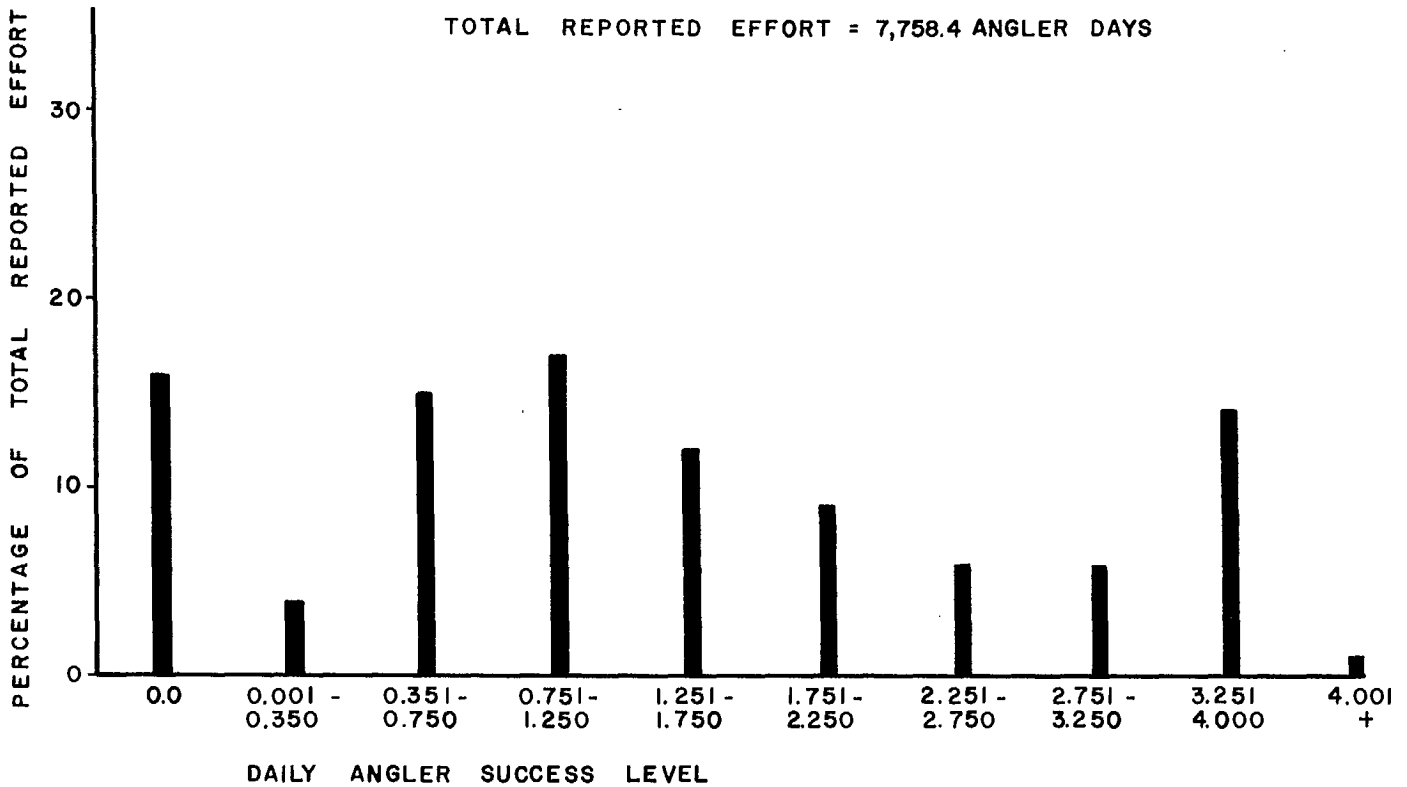
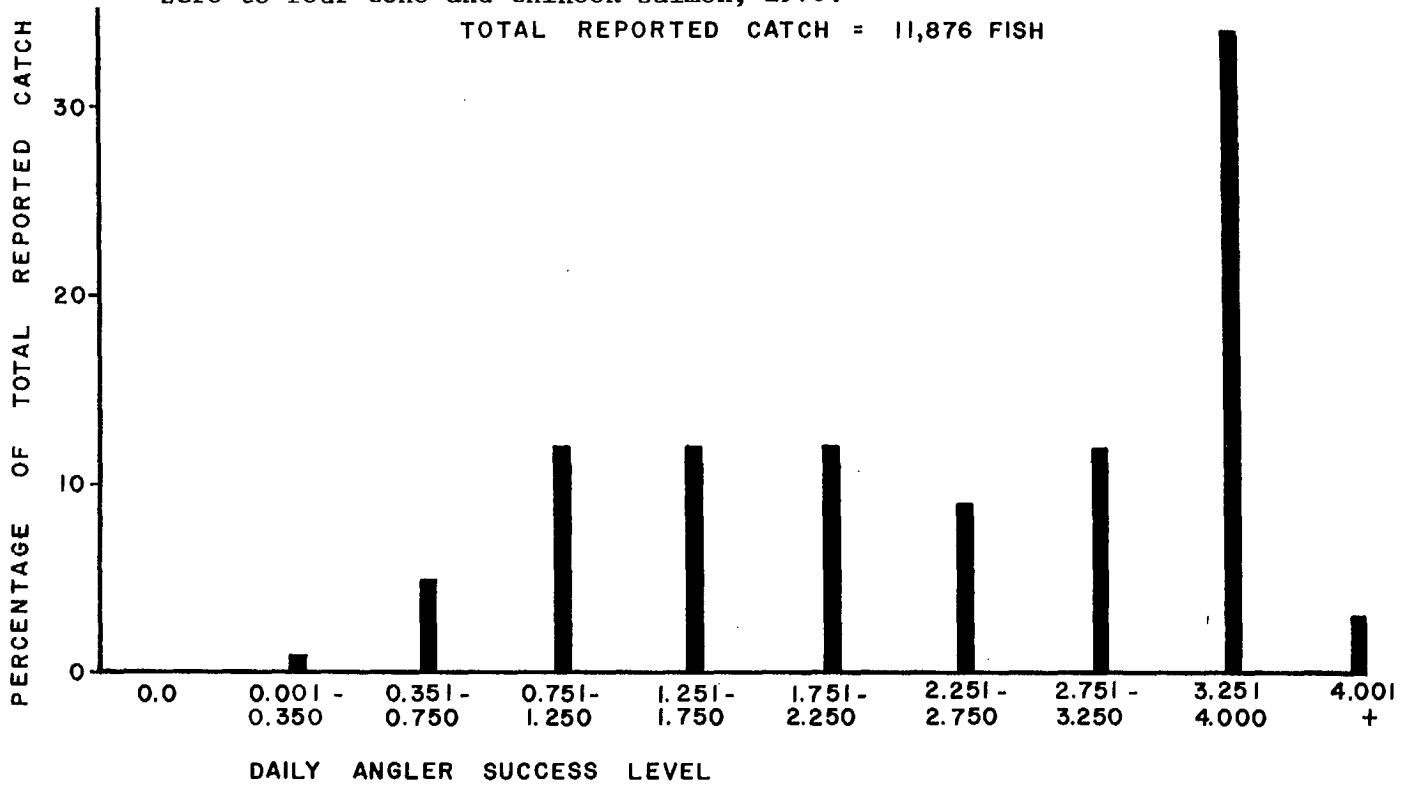


Figure 11. Percentage frequency distribution of report logbook fishermen's daily catch and effort per angler for daily angler catches from zero to four coho and chinook salmon, 1976.



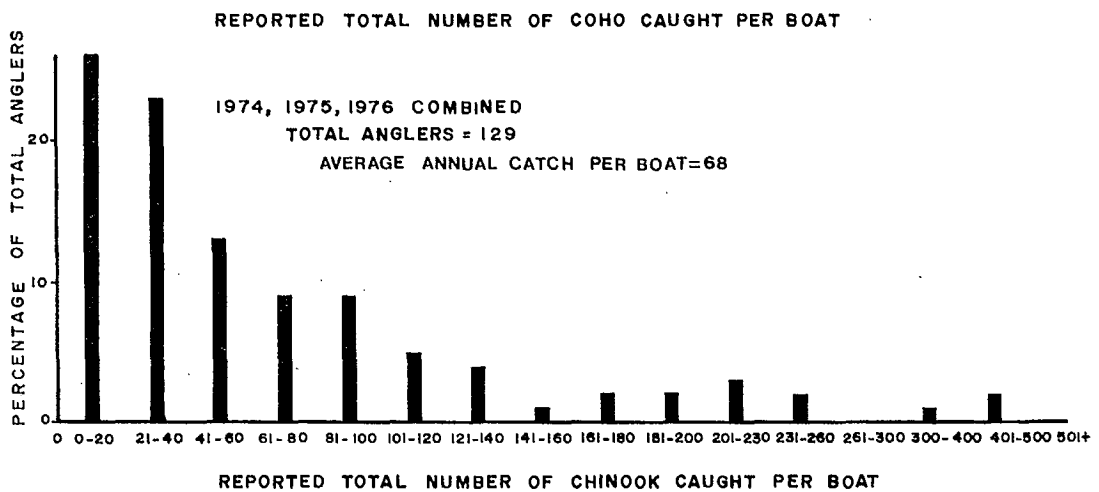
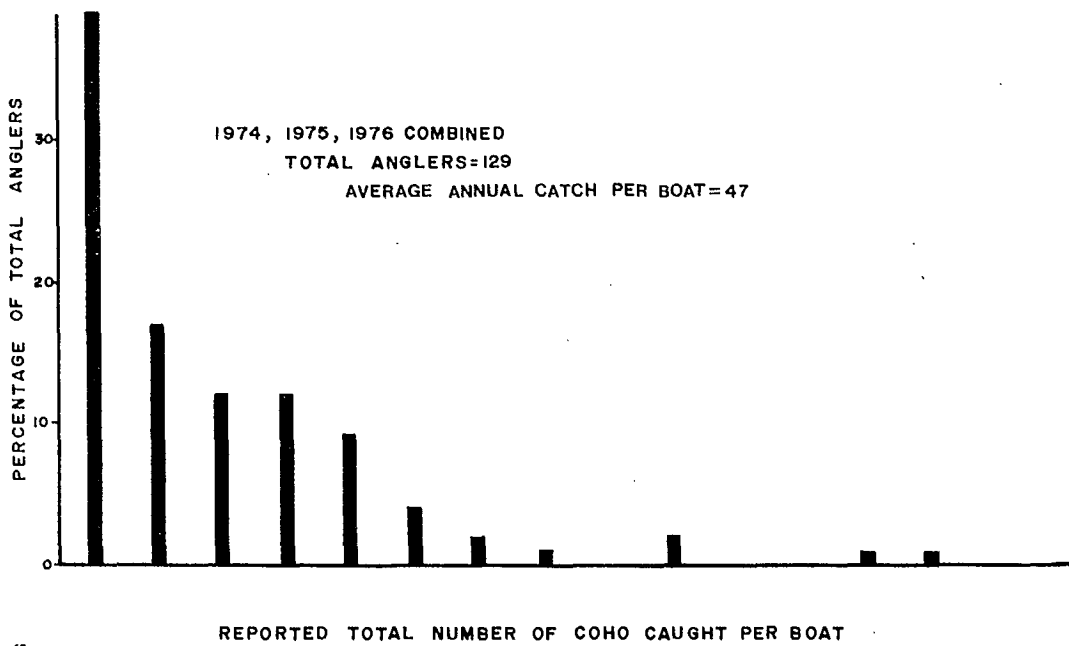
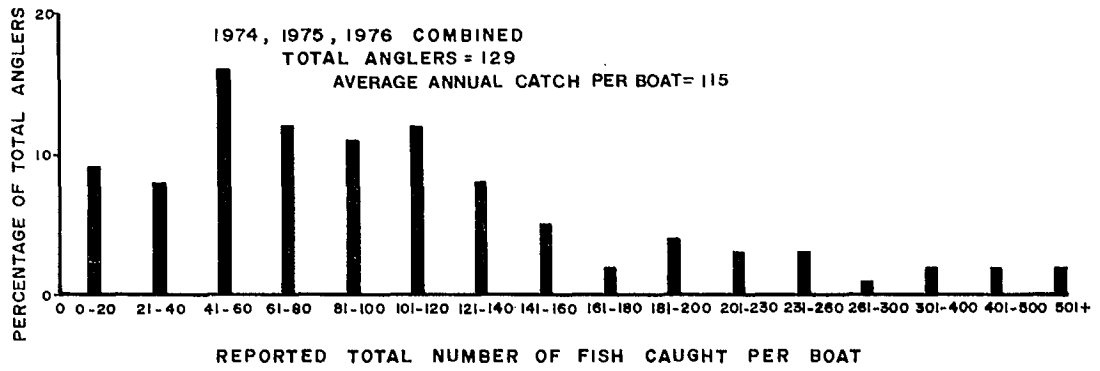
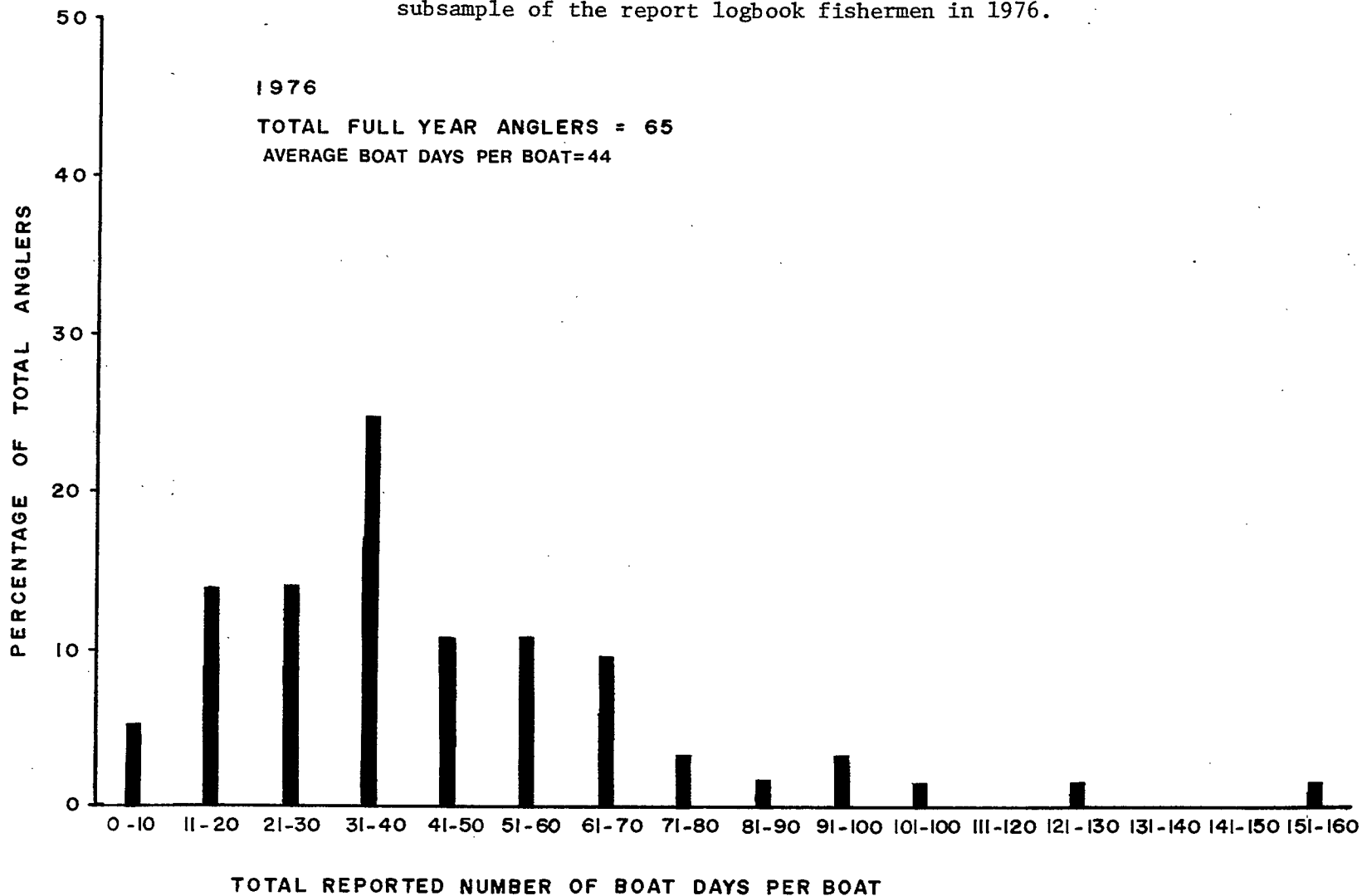


Figure 12. Frequency distribution of the annual salmon catch by a subsample of the sport logbook fishermen.

Figure 13. Frequency distribution of the annual effort in boat days by a subsample of the report logbook fishermen in 1976.



LITERATURE CITED

- ANON, 1977. 1975 Survey of Sport Fishing in B.C. Tidal Waters. Summary of results, Pre-publication release for the West Coast Oil Ports Inquiry. Dept. of Fisheries and Environment, Fisheries and Marine Service, Recreational Fishes Branch, Ottawa. 9 pp.
- ARGUE, A.W., J. COURSELEY, and G.D. HARRIS. 1977. Preliminary revision of Georgia Strait and Juan de Fuca Strait tidal salmon sport catch statistics, 1972 to 1976, based on Georgia Strait head recovery program data. Canada Dept. Fisheries and Environment, Fisheries Service, Pacific Region. Technical Report Series PAC/T-77-16. 68 pp.
- ARGUE, A.W. 1976. Preliminary information from the 1973 and 1974 Canadian chinook and coho catch sampling and mark recovery programs. Canada Dept. of the Environment, Fisheries Service, Pacific Region. Technical Report Series PAC/T-76-9. 32 pp.

Appendix A. Incidence of Marked Fish Tables.

* INCIDENCE OF MARKED FISH *

STATISTICAL AREA 13

YEAR 1974

MONTH	# REP- ORTING	CATCH DAYS	COHO			CHINOOK		
			UNMARK	MARK	% MARK	UNMARK	MARK	% MARK
JAN	0	0	0	0	0.0	0	0	0.0
FEB	0	0	0	0	0.0	0	0	0.0
MAR	0	0	0	0	0.0	0	0	0.0
APR	2	2	0	0	0.0	1	1	50.0
MAY	3	9	24	0	0.0	7	0	0.0
JUN	8	50	176	14	7.4	10	0	0.0
JUL	7	50	94	1	1.1	49	7	12.5
AUG	6	64	216	6	2.7	72	2	2.7
SEP	4	15	15	0	0.0	7	0	0.0
OCT	0	0	0	0	0.0	0	0	0.0
NOV	0	0	0	0	0.0	0	0	0.0
DEC	0	0	0	0	0.0	0	0	0.0
YEAR	30	190	525	21	3.8	146	10	6.4

STATISTICAL AREA 14

YEAR 1974

MONTH	# REP- ORTING	CATCH DAYS	COHO			CHINOOK		
			UNMARK	MARK	% MARK	UNMARK	MARK	% MARK
JAN	0	0	0	0	0.0	0	0	0.0
FEB	0	0	0	0	0.0	0	0	0.0
MAR	0	0	0	0	0.0	0	0	0.0
APR	7	32	123	7	5.4	5	0	0.0
MAY	14	90	332	15	4.3	44	2	4.3
JUN	10	77	196	11	5.3	50	0	0.0
JUL	12	86	265	9	3.3	25	3	10.7
AUG	9	93	289	10	3.3	57	3	5.0
SEP	6	50	152	7	4.4	35	3	7.9
OCT	6	20	41	1	2.4	37	1	2.6
NOV	2	6	0	0	0.0	14	0	0.0
DEC	2	10	0	0	0.0	28	0	0.0
YEAR	68	464	1398	60	4.1	295	12	3.9

* INCIDENCE OF MARKED FISH *

STATISTICAL AREA 15

YEAR 1974

MONTH	# REP- ORTING	CATCH DAYS	COHO			CHINOOK		
			UNMARK	MARK	% MARK	UNMARK	MARK	% MARK
JAN	0	0	0	0	0.0	0	0	0.0
FEB	0	0	0	0	0.0	0	0	0.0
MAR	0	0	0	0	0.0	0	0	0.0
APR	0	0	0	0	0.0	0	0	0.0
MAY	0	0	0	0	0.0	0	0	0.0
JUN	0	0	0	0	0.0	0	0	0.0
JUL	0	0	0	0	0.0	0	0	0.0
AUG	1	12	54	1	1.8	11	0	0.0
SEP	0	0	0	0	0.0	0	0	0.0
OCT	0	0	0	0	0.0	0	0	0.0
NOV	0	0	0	0	0.0	0	0	0.0
DEC	0	0	0	0	0.0	0	0	0.0
YEAR	1	12	54	1	1.8	11	0	0.0

STATISTICAL AREA 16

YEAR 1974

MONTH	# REP- ORTING	CATCH DAYS	COHO			CHINOOK		
			UNMARK	MARK	% MARK	UNMARK	MARK	% MARK
JAN	0	0	0	0	0.0	0	0	0.0
FEB	1	1	0	0	0.0	1	0	0.0
MAR	4	8	0	0	0.0	14	0	0.0
APR	6	27	48	4	7.7	36	0	0.0
MAY	6	16	55	2	3.5	13	0	0.0
JUN	7	33	68	3	4.2	33	0	0.0
JUL	11	58	192	8	4.0	47	2	4.1
AUG	7	30	73	0	0.0	21	0	0.0
SEP	6	18	54	3	5.3	20	1	4.8
OCT	4	16	8	2	20.0	31	0	0.0
NOV	7	24	1	0	0.0	60	1	1.6
DEC	3	13	0	0	0.0	56	3	5.1
YEAR	62	244	499	22	4.2	332	7	2.1

* INCIDENCE OF MARKED FISH *

STATISTICAL AREA 17

YEAR 1974

MONTH	# REP- ORTING	CATCH DAYS	COHO			CHINOOK		
			UNMARK	MARK	% MARK	UNMARK	MARK	% MARK
JAN	0	0	0	0	0.0	0	0	0.0
FEB	0	0	0	0	0.0	0	0	0.0
MAR	1	2	11	1	8.3	0	0	0.0
APR	8	35	170	7	4.0	69	1	1.4
MAY	10	27	84	1	1.2	39	1	2.5
JUN	8	30	75	3	3.8	56	0	0.0
JUL	8	37	68	3	4.2	29	0	0.0
AUG	9	47	113	3	2.6	27	0	0.0
SEP	6	26	30	1	3.2	20	0	0.0
OCT	3	16	12	0	0.0	18	0	0.0
NOV	5	17	5	0	0.0	17	3	15.0
DEC	5	14	5	0	0.0	40	0	0.0
YEAR	63	251	573	19	3.2	315	5	1.6

STATISTICAL AREA 18

YEAR 1974

MONTH	# REP- ORTING	CATCH DAYS	COHO			CHINOOK		
			UNMARK	MARK	% MARK	UNMARK	MARK	% MARK
JAN	1	11	0	0	0.0	43	3	6.5
FEB	1	8	0	0	0.0	17	0	0.0
MAR	2	4	1	0	0.0	16	0	0.0
APR	6	37	28	1	3.4	97	4	4.0
MAY	6	56	42	0	0.0	147	8	5.2
JUN	11	63	18	0	0.0	149	0	0.0
JUL	11	57	12	0	0.0	90	2	2.2
AUG	9	90	34	1	2.9	254	10	3.8
SEP	9	64	28	0	0.0	162	4	2.4
OCT	7	61	79	0	0.0	162	7	4.1
NOV	5	40	85	1	1.2	104	1	1.0
DEC	5	44	92	0	0.0	132	4	2.9
YEAR	73	535	419	3	0.7	1373	43	3.0

* INCIDENCE OF MARKED FISH *

STATISTICAL AREA 19

YEAR 1974

MONTH	# REP- ORTING	CATCH DAYS	COHO			CHINOOK		
			UNMARK	MARK	% MARK	UNMARK	MARK	% MARK
JAN	0	0	0	0	0.0	0	0	0.0
FEB	0	0	0	0	0.0	0	0	0.0
MAR	0	0	0	0	0.0	0	0	0.0
APR	0	0	0	0	0.0	0	0	0.0
MAY	0	0	0	0	0.0	0	0	0.0
JUN	0	1	0	0	0.0	1	0	0.0
JUL	0	0	0	0	0.0	0	0	0.0
AUG	0	0	0	0	0.0	0	0	0.0
SEP	1	8	19	0	0.0	7	0	0.0
OCT	1	4	2	1	33.3	6	0	0.0
NOV	0	3	1	0	0.0	6	0	0.0
DEC	2	14	1	0	0.0	42	1	2.3
YEAR	4	30	23	1	4.2	62	1	1.6

STATISTICAL AREA 20

YEAR 1974

MONTH	# REP- ORTING	CATCH DAYS	COHO			CHINOOK		
			UNMARK	MARK	% MARK	UNMARK	MARK	% MARK
JAN	0	0	0	0	0.0	0	0	0.0
FEB	0	0	0	0	0.0	0	0	0.0
MAR	0	0	0	0	0.0	0	0	0.0
APR	0	0	0	0	0.0	0	0	0.0
MAY	2	9	5	0	0.0	19	0	0.0
JUN	2	11	0	0	0.0	17	0	0.0
JUL	2	6	0	0	0.0	13	0	0.0
AUG	2	9	4	0	0.0	17	0	0.0
SEP	1	4	4	0	0.0	4	0	0.0
OCT	0	1	2	0	0.0	0	0	0.0
NOV	0	0	0	0	0.0	0	0	0.0
DEC	0	0	0	0	0.0	0	0	0.0
YEAR	9	40	15	0	0.0	70	0	0.0

* INCIDENCE OF MARKED FISH *

STATISTICAL AREA 28

YEAR 1974

MONTH	# REP- ORTING	CATCH DAYS	COHO			CHINOOK		
			UNMARK	MARK	% MARK	UNMARK	MARK	% MARK
JAN	1	1	0	0	0.0	2	0	0.0
FEB	1	1	0	0	0.0	3	0	0.0
MAR	0	2	0	0	0.0	3	0	0.0
APR	3	9	6	0	0.0	26	0	0.0
MAY	5	12	8	2	20.0	30	0	0.0
JUN	3	13	8	1	11.1	17	0	0.0
JUL	3	9	6	3	33.3	14	0	0.0
AUG	3	18	35	6	14.6	3	0	0.0
SEP	3	9	8	0	0.0	9	0	0.0
OCT	3	6	4	1	20.0	3	0	0.0
NOV	0	1	0	0	0.0	1	0	0.0
DEC	4	10	1	0	0.0	17	0	0.0
YEAR	29	91	76	13	14.6	128	0	0.0

STATISTICAL AREA 29

YEAR 1974

MONTH	# REP- ORTING	CATCH DAYS	COHO			CHINOOK		
			UNMARK	MARK	% MARK	UNMARK	MARK	% MARK
JAN	0	0	0	0	0.0	0	0	0.0
FEB	0	0	0	0	0.0	0	0	0.0
MAR	0	0	0	0	0.0	0	0	0.0
APR	1	3	27	0	0.0	3	0	0.0
MAY	2	7	24	0	0.0	8	1	11.1
JUN	0	0	0	0	0.0	0	0	0.0
JUL	0	0	0	0	0.0	0	0	0.0
AUG	0	0	0	0	0.0	0	0	0.0
SEP	2	2	11	0	0.0	0	0	0.0
OCT	1	2	2	1	33.3	5	0	0.0
NOV	1	1	0	0	0.0	3	1	25.0
DEC	0	0	0	0	0.0	0	0	0.0
YEAR	7	15	64	1	1.5	19	2	9.5

* INCIDENCE OF MARKED FISH *

STATISTICAL AREA 13 & 14

YEAR 1974

MONTH	# REP- ORTING	CATCH DAYS	COHO			CHINOOK		
			UNMARK	MARK	% MARK	UNMARK	MARK	% MARK
JAN	0	0	0	0	0.0	0	0	0.0
FEB	0	0	0	0	0.0	0	0	0.0
MAR	0	0	0	0	0.0	0	0	0.0
APR	9	34	123	7	5.4	6	1	14.3
MAY	17	99	356	15	4.0	51	2	3.8
JUN	18	127	372	25	6.3	60	0	0.0
JUL	19	136	359	10	2.7	74	10	11.9
AUG	15	157	505	16	3.1	129	5	3.7
SEP	10	65	167	7	4.0	42	3	6.7
OCT	6	20	41	1	2.4	37	1	2.6
NOV	2	6	0	0	0.0	14	0	0.0
DEC	2	10	0	0	0.0	28	0	0.0
YEAR	98	654	1923	81	4.0	441	22	4.8

STATISTICAL AREA 15 & 16

YEAR 1974

MONTH	# REP- ORTING	CATCH DAYS	COHO			CHINOOK		
			UNMARK	MARK	% MARK	UNMARK	MARK	% MARK
JAN	0	0	0	0	0.0	0	0	0.0
FEB	1	1	0	0	0.0	1	0	0.0
MAR	4	8	0	0	0.0	14	0	0.0
APR	6	27	48	4	7.7	36	0	0.0
MAY	6	16	55	2	3.5	13	0	0.0
JUN	7	33	68	3	4.2	33	0	0.0
JUL	11	58	192	8	4.0	47	2	4.1
AUG	8	42	127	1	0.8	32	0	0.0
SEP	6	18	54	3	5.3	20	1	4.8
OCT	4	16	8	2	20.0	31	0	0.0
NOV	7	24	1	0	0.0	60	1	1.6
DEC	3	13	0	0	0.0	56	3	5.1
YEAR	63	256	553	23	4.0	343	7	2.0

* INCIDENCE OF MARKED FISH *

STATISTICAL AREA 19 & 20

YEAR 1974

MONTH	# REP- ORTING	CATCH DAYS	COHO			CHINOOK		
			UNMARK	MARK	% MARK	UNMARK	MARK	% MARK
JAN	0	0	0	0	0.0	0	0	0.0
FEB	0	0	0	0	0.0	0	0	0.0
MAR	0	0	0	0	0.0	0	0	0.0
APR	0	0	0	0	0.0	0	0	0.0
MAY	2	9	5	0	0.0	19	0	0.0
JUN	2	12	0	0	0.0	18	0	0.0
JUL	2	6	0	0	0.0	13	0	0.0
AUG	2	9	4	0	0.0	17	0	0.0
SEP	2	12	23	0	0.0	11	0	0.0
OCT	1	5	4	1	20.0	6	0	0.0
NOV	0	3	1	0	0.0	6	0	0.0
DEC	2	14	1	0	0.0	42	1	2.3
YEAR	13	70	38	1	2.6	132	1	0.8

STATISTICAL AREA 28 & 29

YEAR 1974

MONTH	# REP- ORTING	CATCH DAYS	COHO			CHINOOK		
			UNMARK	MARK	% MARK	UNMARK	MARK	% MARK
JAN	1	1	0	0	0.0	2	0	0.0
FEB	1	1	0	0	0.0	3	0	0.0
MAR	0	2	0	0	0.0	3	0	0.0
APR	4	12	33	0	0.0	29	0	0.0
MAY	7	19	32	2	5.9	38	1	2.6
JUN	3	13	8	1	11.1	17	0	0.0
JUL	3	9	6	3	33.3	14	0	0.0
AUG	3	18	35	6	14.6	3	0	0.0
SEP	5	11	19	0	0.0	9	0	0.0
OCT	4	8	6	2	25.0	8	0	0.0
NOV	1	2	0	0	0.0	4	1	20.0
DEC	4	10	1	0	0.0	17	0	0.0
YEAR	36	106	140	14	9.1	147	2	1.3

* INCIDENCE OF MARKED FISH *

STATISTICAL AREA ALL

YEAR 1974

MONTH	# REP- ORTING	CATCH DAYS	COHO			CHINOOK		
			UNMARK	MARK	% MARK	UNMARK	MARK	% MARK
JAN	2	12	0	0	0.0	45	3	6.3
FEB	3	10	0	0	0.0	21	0	0.0
MAR	7	16	12	1	7.7	33	0	0.0
APR	33	145	402	19	4.5	237	6	2.5
MAY	48	226	574	20	3.4	307	12	3.8
JUN	49	278	541	32	5.6	333	0	0.0
JUL	54	303	637	24	3.6	267	14	5.0
AUG	46	363	818	27	3.2	462	15	3.1
SEP	38	196	321	11	3.3	264	8	2.9
OCT	25	126	150	6	3.8	262	8	3.0
NOV	20	92	92	1	1.1	205	6	2.8
DEC	21	105	99	0	0.0	315	8	2.5
YEAR	346	1872	3646	141	3.7	2751	80	2.8

* INCIDENCE OF MARKED FISH *

STATISTICAL AREA 13

YEAR 1975

MONTH	# REP- ORTING	CATCH DAYS	COHO			CHINOOK		
			UNMARK	MARK	% MARK	UNMARK	MARK	% MARK
JAN	1	6	0	0	0.0	11	1	8.3
FEB	1	6	0	0	0.0	9	3	25.0
MAR	1	4	1	0	0.0	5	0	0.0
APR	2	3	1	0	0.0	5	0	0.0
MAY	5	33	105	6	5.4	12	0	0.0
JUN	7	61	245	9	3.5	20	0	0.0
JUL	8	98	243	13	5.1	59	5	7.8
AUG	9	108	357	27	7.0	82	5	5.7
SEP	5	33	84	5	5.6	6	0	0.0
OCT	0	0	0	0	0.0	0	0	0.0
NOV	0	0	0	0	0.0	0	0	0.0
DEC	0	0	0	0	0.0	0	0	0.0
YEAR	39	352	1036	60	5.5	209	14	6.3

STATISTICAL AREA 14

YEAR 1975

MONTH	# REP- ORTING	CATCH DAYS	COHO			CHINOOK		
			UNMARK	MARK	% MARK	UNMARK	MARK	% MARK
JAN	2	10	1	0	0.0	15	1	6.3
FEB	1	3	0	0	0.0	4	0	0.0
MAR	1	1	3	1	25.0	0	0	0.0
APR	0	0	0	0	0.0	0	0	0.0
MAY	11	63	136	6	4.2	45	0	0.0
JUN	11	61	164	10	5.7	49	1	2.0
JUL	20	119	249	13	5.0	152	11	6.7
AUG	18	137	370	21	5.4	158	5	3.1
SEP	13	99	165	14	7.8	108	3	2.7
OCT	3	3	10	1	9.1	0	0	0.0
NOV	1	0	0	0	0.0	0	0	0.0
DEC	1	0	0	0	0.0	0	0	0.0
YEAR	82	496	1098	66	5.7	531	21	3.8

* INCIDENCE OF MARKED FISH *

STATISTICAL AREA 15

YEAR 1975

MONTH	# REP- ORTING	CATCH DAYS	COHO			CHINOOK		
			UNMARK	MARK	% MARK	UNMARK	MARK	% MARK
JAN	0	0	0	0	0.0	0	0	0.0
FEB	0	0	0	0	0.0	0	0	0.0
MAR	0	0	0	0	0.0	0	0	0.0
APR	0	0	0	0	0.0	0	0	0.0
MAY	0	0	0	0	0.0	0	0	0.0
JUN	1	2	12	1	7.7	0	0	0.0
JUL	0	4	13	0	0.0	3	0	0.0
AUG	2	5	18	0	0.0	1	0	0.0
SEP	1	9	23	1	4.2	3	0	0.0
OCT	0	0	0	0	0.0	0	0	0.0
NOV	0	0	0	0	0.0	0	0	0.0
DEC	1	2	0	0	0.0	5	0	0.0
YEAR	5	22	66	2	2.9	12	0	0.0

STATISTICAL AREA 16

YEAR 1975

MONTH	# REP- ORTING	CATCH DAYS	COHO			CHINOOK		
			UNMARK	MARK	% MARK	UNMARK	MARK	% MARK
JAN	4	13	1	0	0.0	26	0	0.0
FEB	2	8	2	0	0.0	13	1	7.1
MAR	5	13	1	0	0.0	15	1	6.3
APR	8	31	26	1	3.7	84	0	0.0
MAY	9	35	43	0	0.0	53	0	0.0
JUN	12	52	118	4	3.3	38	1	2.6
JUL	14	57	137	4	2.8	48	1	2.0
AUG	12	79	170	2	1.2	68	1	1.4
SEP	11	61	106	3	2.8	53	0	0.0
OCT	4	10	12	0	0.0	15	0	0.0
NOV	5	14	2	0	0.0	29	6	17.1
DEC	4	11	0	0	0.0	28	6	17.6
YEAR	90	384	618	14	2.2	470	17	3.5

* INCIDENCE OF MARKED FISH *

STATISTICAL AREA 17

YEAR 1975

MONTH	# REP- ORTING	CATCH DAYS	COHO			CHINOOK		
			UNMARK	MARK	% MARK	UNMARK	MARK	% MARK
JAN	5	23	13	0	0.0	50	0	0.0
FEB	4	29	24	1	4.0	52	0	0.0
MAR	4	10	24	0	0.0	11	0	0.0
APR	8	30	95	7	6.9	15	0	0.0
MAY	16	68	212	10	4.5	48	0	0.0
JUN	13	46	173	1	0.6	37	0	0.0
JUL	14	61	120	1	0.8	76	0	0.0
AUG	13	68	102	4	3.8	122	5	3.9
SEP	7	39	53	1	1.9	55	3	5.2
OCT	3	4	3	1	25.0	15	0	0.0
NOV	3	7	0	0	0.0	18	1	5.3
DEC	3	10	0	0	0.0	39	0	0.0
YEAR	93	395	819	26	3.1	538	9	1.6

STATISTICAL AREA 18

YEAR 1975

MONTH	# REP- ORTING	CATCH DAYS	COHO			CHINOOK		
			UNMARK	MARK	% MARK	UNMARK	MARK	% MARK
JAN	5	39	123	0	0.0	60	0	0.0
FEB	7	41	78	1	1.3	54	1	1.8
MAR	3	23	68	1	1.4	38	1	2.6
APR	3	15	8	1	11.1	52	0	0.0
MAY	6	53	51	3	5.6	112	0	0.0
JUN	6	32	11	3	21.4	70	1	1.4
JUL	6	45	12	0	0.0	109	3	2.7
AUG	7	78	70	1	1.4	209	6	2.8
SEP	8	59	45	1	2.2	109	3	2.7
OCT	3	33	50	9	15.3	110	5	4.3
NOV	5	29	76	1	1.3	75	2	2.6
DEC	4	43	118	5	4.1	108	6	5.3
YEAR	63	490	710	26	3.5	1106	28	2.5

* INCIDENCE OF MARKED FISH *

STATISTICAL AREA 19

YEAR 1975

MONTH	# REP- ORTING	CATCH DAYS	COHO			CHINOOK		
			UNMARK	MARK	% MARK	UNMARK	MARK	% MARK
JAN	1	11	2	0	0.0	34	0	0.0
FEB	2	7	0	0	0.0	25	1	3.8
MAR	4	30	53	1	1.9	63	4	6.0
APR	3	25	36	1	2.7	47	1	2.1
MAY	3	23	10	0	0.0	56	2	3.4
JUN	3	18	1	0	0.0	47	0	0.0
JUL	0	0	0	0	0.0	0	0	0.0
AUG	0	2	1	0	0.0	2	0	0.0
SEP	3	17	1	0	0.0	56	1	1.8
OCT	3	18	11	0	0.0	54	0	0.0
NOV	2	36	20	3	13.0	128	1	0.8
DEC	4	29	14	1	6.7	78	2	2.5
YEAR	28	216	149	6	3.9	590	12	2.0

STATISTICAL AREA 20

YEAR 1975

MONTH	# REP- ORTING	CATCH DAYS	COHO			CHINOOK		
			UNMARK	MARK	% MARK	UNMARK	MARK	% MARK
JAN	0	0	0	0	0.0	0	0	0.0
FEB	0	0	0	0	0.0	0	0	0.0
MAR	0	0	0	0	0.0	0	0	0.0
APR	0	0	0	0	0.0	0	0	0.0
MAY	0	0	0	0	0.0	0	0	0.0
JUN	0	0	0	0	0.0	0	0	0.0
JUL	1	3	2	1	33.3	5	0	0.0
AUG	0	0	0	0	0.0	0	0	0.0
SEP	0	0	0	0	0.0	0	0	0.0
OCT	0	1	0	0	0.0	8	0	0.0
NOV	0	0	0	0	0.0	0	0	0.0
DEC	0	0	0	0	0.0	0	0	0.0
YEAR	1	4	2	1	33.3	13	0	0.0

* INCIDENCE OF MARKED FISH *

STATISTICAL AREA 28

YEAR 1975

MONTH	# REP- ORTING	CATCH DAYS	COHO			CHINOOK		
			UNMARK	MARK	% MARK	UNMARK	MARK	% MARK
JAN	3	9	0	0	0.0	12	0	0.0
FEB	4	11	4	1	20.0	15	0	0.0
MAR	2	4	1	0	0.0	3	1	25.0
APR	4	10	4	0	0.0	18	1	5.3
MAY	8	24	2	0	0.0	37	2	5.1
JUN	4	27	7	0	0.0	67	0	0.0
JUL	6	28	11	0	0.0	51	2	3.8
AUG	6	33	20	1	4.8	40	1	2.4
SEP	7	27	29	0	0.0	17	0	0.0
OCT	3	5	5	0	0.0	10	0	0.0
NOV	1	2	0	0	0.0	3	0	0.0
DEC	2	5	0	0	0.0	25	0	0.0
YEAR	50	185	83	2	2.4	298	7	2.3

STATISTICAL AREA 29

YEAR 1975

MONTH	# REP- ORTING	CATCH DAYS	COHO			CHINOOK		
			UNMARK	MARK	% MARK	UNMARK	MARK	% MARK
JAN	2	6	0	0	0.0	17	0	0.0
FEB	2	8	0	0	0.0	34	0	0.0
MAR	3	10	0	0	0.0	41	0	0.0
APR	3	12	11	1	8.3	14	0	0.0
MAY	1	8	4	0	0.0	11	0	0.0
JUN	4	14	3	0	0.0	32	0	0.0
JUL	3	17	2	0	0.0	27	1	3.6
AUG	3	19	14	2	12.5	26	0	0.0
SEP	3	18	8	0	0.0	22	0	0.0
OCT	2	2	0	0	0.0	6	0	0.0
NOV	1	2	0	0	0.0	13	1	7.1
DEC	2	6	0	0	0.0	29	1	3.3
YEAR	29	122	42	3	6.7	272	3	1.1

* INCIDENCE OF MARKED FISH *

STATISTICAL AREA 13 & 14

YEAR 1975

MONTH	# REP- ORTING	CATCH DAYS	COHO			CHINOOK		
			UNMARK	MARK	% MARK	UNMARK	MARK	% MARK
JAN	3	16	1	0	0.0	26	2	7.1
FEB	2	9	0	0	0.0	13	3	18.8
MAR	2	5	4	1	20.0	5	0	0.0
APR	2	3	1	0	0.0	5	0	0.0
MAY	16	96	241	12	4.7	57	0	0.0
JUN	18	122	409	19	4.4	69	1	1.4
JUL	28	217	492	26	5.0	211	16	7.0
AUG	27	245	727	48	6.2	240	10	4.0
SEP	18	132	249	19	7.1	114	3	2.6
OCT	3	3	10	1	9.1	0	0	0.0
NOV	1	0	0	0	0.0	0	0	0.0
DEC	1	0	0	0	0.0	0	0	0.0
YEAR	121	848	2134	126	5.6	740	35	4.5

STATISTICAL AREA 15 & 16

YEAR 1975

MONTH	# REP- ORTING	CATCH DAYS	COHO			CHINOOK		
			UNMARK	MARK	% MARK	UNMARK	MARK	% MARK
JAN	4	13	1	0	0.0	26	0	0.0
FEB	2	8	2	0	0.0	13	1	7.1
MAR	5	13	1	0	0.0	15	1	6.3
APR	8	31	26	1	3.7	84	0	0.0
MAY	9	35	43	0	0.0	53	0	0.0
JUN	13	54	130	5	3.7	38	1	2.6
JUL	14	61	150	4	2.6	51	1	1.9
AUG	14	84	188	2	1.1	69	1	1.4
SEP	12	70	129	4	3.0	56	0	0.0
OCT	4	10	12	0	0.0	15	0	0.0
NOV	5	14	2	0	0.0	29	6	17.1
DEC	5	13	0	0	0.0	33	6	15.4
YEAR	95	406	684	16	2.3	482	17	3.4

* INCIDENCE OF MARKED FISH *

STATISTICAL AREA 19 & 20

YEAR 1975

MONTH	# REP- ORTING	CATCH DAYS	COHO			CHINOOK		
			UNMARK	MARK	% MARK	UNMARK	MARK	% MARK
JAN	1	11	2	0	0.0	34	0	0.0
FEB	2	7	0	0	0.0	25	1	3.8
MAR	4	30	53	1	1.9	63	4	6.0
APR	3	25	36	1	2.7	47	1	2.1
MAY	3	23	10	0	0.0	56	2	3.4
JUN	3	18	1	0	0.0	47	0	0.0
JUL	1	3	2	1	33.3	5	0	0.0
AUG	0	2	1	0	0.0	2	0	0.0
SEP	3	17	1	0	0.0	56	1	1.8
OCT	3	19	11	0	0.0	62	0	0.0
NOV	2	36	20	3	13.0	128	1	0.8
DEC	4	29	14	1	6.7	78	2	2.5
YEAR	29	220	151	7	4.4	603	12	2.0

STATISTICAL AREA 28 & 29

YEAR 1975

MONTH	# REP- ORTING	CATCH DAYS	COHO			CHINOOK		
			UNMARK	MARK	% MARK	UNMARK	MARK	% MARK
JAN	5	15	0	0	0.0	29	0	0.0
FEB	6	19	4	1	20.0	49	0	0.0
MAR	5	14	1	0	0.0	44	1	2.2
APR	7	22	15	1	6.3	32	1	3.0
MAY	9	32	6	0	0.0	48	2	4.0
JUN	8	41	10	0	0.0	99	0	0.0
JUL	9	45	13	0	0.0	78	3	3.7
AUG	9	52	34	3	8.1	66	1	1.5
SEP	10	45	37	0	0.0	39	0	0.0
OCT	5	7	5	0	0.0	16	0	0.0
NOV	2	4	0	0	0.0	16	1	5.9
DEC	4	11	0	0	0.0	54	1	1.8
YEAR	79	307	125	5	3.8	570	10	1.7

* INCIDENCE OF MARKED FISH *

STATISTICAL AREA ALL

YEAR 1975

MONTH	# REP- ORTING	CATCH DAYS	COHO			CHINOOK		
			UNMARK	MARK	% MARK	UNMARK	MARK	% MARK
JAN	23	117	140	0	0.0	225	2	0.9
FEB	23	113	108	3	2.7	206	6	2.8
MAR	23	95	151	3	1.9	176	7	3.8
APR	31	126	181	11	5.7	235	2	0.8
MAY	59	307	563	25	4.3	374	4	1.1
JUN	61	313	734	28	3.7	360	3	0.8
JUL	72	432	789	32	3.9	530	23	4.2
AUG	70	529	1122	58	4.9	708	23	3.1
SEP	58	362	514	25	4.6	429	10	2.3
OCT	21	76	91	11	10.8	218	5	2.2
NOV	18	90	98	4	3.9	266	11	4.0
DEC	21	106	132	6	4.3	312	15	4.6
YEAR	480	2666	4623	206	4.3	4039	111	2.7

* INCIDENCE OF MARKED FISH *

STATISTICAL AREA 13

YEAR 1976

MONTH	# REP- ORTING	CATCH DAYS	COHO			CHINOOK		
			UNMARK	MARK	% MARK	UNMARK	MARK	% MARK
JAN	2	7	0	0	0.0	27	0	0.0
FEB	2	5	0	0	0.0	12	0	0.0
MAR	3	8	14	0	0.0	8	0	0.0
APR	4	13	71	2	2.7	3	0	0.0
MAY	8	51	144	11	7.1	56	1	1.8
JUN	14	112	327	32	8.9	116	4	3.3
JUL	14	151	393	15	3.7	221	11	4.7
AUG	14	146	314	25	7.4	188	11	5.5
SEP	4	45	93	7	7.0	71	2	2.7
OCT	3	7	5	0	0.0	9	1	10.0
NOV	1	3	0	0	0.0	3	0	0.0
DEC	2	1	0	0	0.0	1	0	0.0
YEAR	71	549	1361	92	6.3	715	30	4.0

STATISTICAL AREA 14

YEAR 1976

MONTH	# REP- ORTING	CATCH DAYS	COHO			CHINOOK		
			UNMARK	MARK	% MARK	UNMARK	MARK	% MARK
JAN	1	5	0	0	0.0	10	1	9.1
FEB	0	0	0	0	0.0	0	0	0.0
MAR	2	1	0	0	0.0	1	1	50.0
APR	9	29	90	12	11.8	25	1	3.8
MAY	14	46	132	14	9.6	22	2	8.3
JUN	18	97	258	20	7.2	72	2	2.7
JUL	16	115	270	21	7.2	142	10	6.6
AUG	17	117	166	12	6.7	180	7	3.7
SEP	12	41	53	9	14.5	71	9	11.3
OCT	8	16	18	5	21.7	32	3	8.6
NOV	3	16	1	1	50.0	38	1	2.6
DEC	4	19	0	0	0.0	70	7	9.1
YEAR	104	502	988	94	8.7	663	44	6.2

* INCIDENCE OF MARKED FISH *

STATISTICAL AREA 15

YEAR 1976

MONTH	# REP- ORTING	CATCH DAYS	COHO			CHINOOK		
			UNMARK	MARK	% MARK	UNMARK	MARK	% MARK
JAN	0	0	0	0	0.0	0	0	0.0
FEB	0	0	0	0	0.0	0	0	0.0
MAR	0	0	0	0	0.0	0	0	0.0
APR	1	4	1	0	0.0	5	0	0.0
MAY	2	6	16	2	11.1	1	1	50.0
JUN	1	18	66	3	4.3	7	0	0.0
JUL	2	12	48	0	0.0	8	2	20.0
AUG	1	4	5	0	0.0	8	0	0.0
SEP	0	1	0	0	0.0	1	0	0.0
OCT	1	3	0	0	0.0	6	0	0.0
NOV	0	0	0	0	0.0	0	0	0.0
DEC	0	0	0	0	0.0	0	0	0.0
YEAR	8	48	136	5	3.5	36	3	7.7

STATISTICAL AREA 16

YEAR 1976

MONTH	# REP- ORTING	CATCH DAYS	COHO			CHINOOK		
			UNMARK	MARK	% MARK	UNMARK	MARK	% MARK
JAN	4	6	0	0	0.0	7	2	22.2
FEB	2	5	0	0	0.0	9	0	0.0
MAR	5	6	0	0	0.0	10	0	0.0
APR	7	33	91	5	5.2	44	2	4.3
MAY	10	52	80	6	7.0	101	4	3.8
JUN	11	56	154	5	3.1	42	2	4.5
JUL	17	95	256	11	4.1	133	1	0.7
AUG	12	123	387	7	1.8	131	1	0.8
SEP	13	59	188	6	3.1	27	2	6.9
OCT	3	16	27	1	3.6	33	2	5.7
NOV	2	8	0	0	0.0	21	1	4.5
DEC	2	9	0	0	0.0	10	0	0.0
YEAR	88	468	1183	41	3.3	568	17	2.9

* INCIDENCE OF MARKED FISH *

STATISTICAL AREA 17

YEAR 1976

MONTH	# REP- ORTING	CATCH DAYS	COHO			CHINOOK		
			UNMARK	MARK	% MARK	UNMARK	MARK	% MARK
JAN	4	11	1	0	0.0	44	0	0.0
FEB	3	6	0	0	0.0	19	2	9.5
MAR	4	10	17	1	5.6	9	0	0.0
APR	10	44	116	5	4.1	63	1	1.6
MAY	12	62	152	12	7.3	77	2	2.5
JUN	11	73	85	6	6.6	139	3	2.1
JUL	14	88	45	3	6.3	256	6	2.3
AUG	14	91	55	1	1.8	304	2	0.7
SEP	10	56	45	2	4.3	160	1	0.6
OCT	11	61	58	1	1.7	175	2	1.1
NOV	4	14	0	0	0.0	41	0	0.0
DEC	5	19	1	4	80.0	50	0	0.0
YEAR	102	535	575	35	5.7	1337	19	1.4

STATISTICAL AREA 18

YEAR 1976

MONTH	# REP- ORTING	CATCH DAYS	COHO			CHINOOK		
			UNMARK	MARK	% MARK	UNMARK	MARK	% MARK
JAN	5	38	89	1	1.1	61	3	4.7
FEB	4	28	45	0	0.0	55	2	3.5
MAR	6	21	18	0	0.0	65	1	1.5
APR	5	32	8	0	0.0	151	0	0.0
MAY	7	43	5	0	0.0	144	2	1.4
JUN	8	48	6	0	0.0	123	1	0.8
JUL	6	56	25	2	7.4	142	1	0.7
AUG	7	72	34	2	5.6	274	1	0.4
SEP	9	63	22	1	4.3	184	3	1.6
OCT	9	53	28	4	12.5	130	3	2.3
NOV	10	33	28	1	3.4	85	1	1.2
DEC	7	54	136	1	0.7	122	1	0.8
YEAR	83	541	444	12	2.6	1536	19	1.2

* INCIDENCE OF MARKED FISH *

STATISTICAL AREA 19

YEAR 1976

MONTH	# REP- ORTING	CATCH DAYS	COHO			CHINOOK		
			UNMARK	MARK	% MARK	UNMARK	MARK	% MARK
JAN	4	29	19	0	0.0	72	1	1.4
FEB	6	24	6	0	0.0	52	0	0.0
MAR	3	6	0	0	0.0	8	1	11.1
APR	4	21	0	0	0.0	43	2	4.4
MAY	6	30	2	7	77.8	54	1	1.8
JUN	7	27	0	0	0.0	64	1	1.5
JUL	5	34	1	0	0.0	113	6	5.0
AUG	5	30	19	0	0.0	117	4	3.3
SEP	3	12	2	0	0.0	11	1	8.3
OCT	4	19	31	0	0.0	21	0	0.0
NOV	4	37	13	0	0.0	128	1	0.8
DEC	8	51	0	1	100.0	181	1	0.5
YEAR	59	320	93	8	7.9	864	19	2.2

STATISTICAL AREA 20

YEAR 1976

MONTH	# REP- ORTING	CATCH DAYS	COHO			CHINOOK		
			UNMARK	MARK	% MARK	UNMARK	MARK	% MARK
JAN	0	1	0	0	0.0	2	1	33.3
FEB	0	0	0	0	0.0	0	0	0.0
MAR	0	0	0	0	0.0	0	0	0.0
APR	0	1	0	0	0.0	1	0	0.0
MAY	1	1	0	0	0.0	4	0	0.0
JUN	0	5	1	1	50.0	6	1	14.3
JUL	2	8	9	0	0.0	8	0	0.0
AUG	0	2	4	1	20.0	3	0	0.0
SEP	0	4	7	0	0.0	9	1	10.0
OCT	1	4	8	0	0.0	3	0	0.0
NOV	0	0	0	0	0.0	0	0	0.0
DEC	0	0	0	0	0.0	0	0	0.0
YEAR	4	26	29	2	6.5	36	3	7.7

* INCIDENCE OF MARKED FISH *

STATISTICAL AREA 28

YEAR 1976

MONTH	# REP- ORTING	CATCH DAYS	COHO			CHINOOK		
			UNMARK	MARK	% MARK	UNMARK	MARK	% MARK
JAN	3	7	0	0	0.0	10	0	0.0
FEB	2	2	0	0	0.0	2	0	0.0
MAR	3	5	0	0	0.0	17	0	0.0
APR	5	8	1	0	0.0	21	0	0.0
MAY	7	24	7	0	0.0	61	0	0.0
JUN	10	39	5	1	16.7	142	1	0.7
JUL	6	30	18	1	5.3	71	1	1.4
AUG	7	49	32	5	13.5	86	2	2.3
SEP	4	18	11	0	0.0	26	0	0.0
OCT	5	9	6	0	0.0	24	0	0.0
NOV	6	14	0	0	0.0	51	0	0.0
DEC	4	22	1	0	0.0	94	0	0.0
YEAR	62	227	81	7	8.0	605	4	0.7

STATISTICAL AREA 29

YEAR 1976

MONTH	# REP- ORTING	CATCH DAYS	COHO			CHINOOK		
			UNMARK	MARK	% MARK	UNMARK	MARK	% MARK
JAN	5	11	0	0	0.0	40	0	0.0
FEB	5	16	0	0	0.0	57	1	1.7
MAR	4	8	0	0	0.0	22	1	4.3
APR	7	19	17	0	0.0	46	0	0.0
MAY	3	9	3	0	0.0	17	0	0.0
JUN	3	15	1	0	0.0	52	0	0.0
JUL	4	30	15	3	16.7	115	3	2.5
AUG	2	21	10	0	0.0	49	0	0.0
SEP	3	12	7	0	0.0	8	0	0.0
OCT	4	16	11	1	8.3	39	0	0.0
NOV	6	24	1	0	0.0	105	0	0.0
DEC	8	27	0	0	0.0	141	0	0.0
YEAR	54	208	65	4	5.8	691	5	0.7

* INCIDENCE OF MARKED FISH *

STATISTICAL AREA 13 & 14

YEAR 1976

MONTH	# REP- ORTING	CATCH DAYS	COHO			CHINOOK		
			UNMARK	MARK	% MARK	UNMARK	MARK	% MARK
JAN	3	12	0	0	0.0	37	1	2.6
FEB	2	5	0	0	0.0	12	0	0.0
MAR	5	9	14	0	0.0	9	1	10.0
APR	13	42	161	14	8.0	28	1	3.4
MAY	22	97	276	25	8.3	78	3	3.7
JUN	32	209	585	52	8.2	188	6	3.1
JUL	30	266	663	36	5.2	363	21	5.5
AUG	31	263	480	37	7.2	368	18	4.7
SEP	16	86	146	16	9.9	142	11	7.2
OCT	11	23	23	5	17.9	41	4	8.9
NOV	4	19	1	1	50.0	41	1	2.4
DEC	6	20	0	0	0.0	71	7	9.0
YEAR	175	1051	2349	186	7.3	1378	74	5.1

STATISTICAL AREA 15 & 16

YEAR 1976

MONTH	# REP- ORTING	CATCH DAYS	COHO			CHINOOK		
			UNMARK	MARK	% MARK	UNMARK	MARK	% MARK
JAN	4	6	0	0	0.0	7	2	22.2
FEB	2	5	0	0	0.0	9	0	0.0
MAR	5	6	0	0	0.0	10	0	0.0
APR	8	37	92	5	5.2	49	2	3.9
MAY	12	58	96	8	7.7	102	5	4.7
JUN	12	74	220	8	3.5	49	2	3.9
JUL	19	107	304	11	3.5	141	3	2.1
AUG	13	127	392	7	1.8	139	1	0.7
SEP	13	60	188	6	3.1	28	2	6.7
OCT	4	19	27	1	3.6	39	2	4.9
NOV	2	8	0	0	0.0	21	1	4.5
DEC	2	9	0	0	0.0	10	0	0.0
YEAR	96	516	1319	46	3.4	604	20	3.2

* INCIDENCE OF MARKED FISH *

STATISTICAL AREA 19 & 20

YEAR 1976

MONTH	# REP- ORTING	CATCH DAYS	COHO			CHINOOK		
			UNMARK	MARK	% MARK	UNMARK	MARK	% MARK
JAN	4	30	19	0	0.0	74	2	2.6
FEB	6	24	6	0	0.0	52	0	0.0
MAR	3	6	0	0	0.0	8	1	11.1
APR	4	22	0	0	0.0	44	2	4.3
MAY	7	31	2	7	77.8	58	1	1.7
JUN	7	32	1	1	50.0	70	2	2.8
JUL	7	42	10	0	0.0	121	6	4.7
AUG	5	32	23	1	4.2	120	4	3.2
SEP	3	16	9	0	0.0	20	2	9.1
OCT	5	23	39	0	0.0	24	0	0.0
NOV	4	37	13	0	0.0	128	1	0.8
DEC	8	51	0	1	100.0	181	1	0.5
YEAR	63	346	122	10	7.6	900	22	2.4

STATISTICAL AREA 28 & 29

YEAR 1976

MONTH	# REP- ORTING	CATCH DAYS	COHO			CHINOOK		
			UNMARK	MARK	% MARK	UNMARK	MARK	% MARK
JAN	8	18	0	0	0.0	50	0	0.0
FEB	7	18	0	0	0.0	59	1	1.7
MAR	7	13	0	0	0.0	39	1	2.5
APR	12	27	18	0	0.0	67	0	0.0
MAY	10	33	10	0	0.0	78	0	0.0
JUN	13	54	6	1	14.3	194	1	0.5
JUL	10	60	33	4	10.8	186	4	2.1
AUG	9	70	42	5	10.6	135	2	1.5
SEP	7	30	18	0	0.0	34	0	0.0
OCT	9	25	17	1	5.6	63	0	0.0
NOV	12	38	1	0	0.0	156	0	0.0
DEC	12	49	1	0	0.0	235	0	0.0
YEAR	116	435	146	11	7.0	1296	9	0.7

* INCIDENCE OF MARKED FISH *

STATISTICAL AREA ALL

YEAR 1976

MONTH	# REP- ORTING	CATCH DAYS	COHO			CHINOOK		
			UNMARK	MARK	% MARK	UNMARK	MARK	% MARK
JAN	28	115	109	1	0.9	273	8	2.8
FEB	24	86	51	0	0.0	206	5	2.4
MAR	30	65	49	1	2.0	140	4	2.8
APR	52	204	395	24	5.7	402	6	1.5
MAY	70	324	541	52	8.8	537	13	2.4
JUN	83	490	903	68	7.0	763	15	1.9
JUL	86	619	1080	56	4.9	1209	41	3.3
AUG	79	655	1026	53	4.9	1340	28	2.0
SEP	58	311	428	25	5.5	568	19	3.2
OCT	49	204	192	12	5.9	472	11	2.3
NOV	36	149	43	2	4.4	472	4	0.8
DEC	40	202	138	6	4.2	669	9	1.3
YEAR	635	3424	4955	300	5.7	7051	163	2.3

Appendix B. Boat Day Success Level Tables.

	CATCH PER BOAT DAY																					
	0		1		2		3		4		5		6		7		8		9 PLUS		TOTAL	
	# OF BOAT DAYS	# OF FISH	# OF BOAT DAYS	# OF FISH	# OF BOAT DAYS	# OF FISH	# OF BOAT DAYS	# OF FISH	# OF BOAT DAYS	# OF FISH	# OF BOAT DAYS	# OF FISH	# OF BOAT DAYS	# OF FISH	# OF BOAT DAYS	# OF FISH	# OF BOAT DAYS	# OF FISH	# OF BOAT DAYS	# OF FISH	# OF BOAT DAYS	# OF FISH
JAN	0	0	0	0	0	0	0	0	0	0	0	0	0	0	0	0	0	0	0	0	0	0
FEB	0	0	0	0	0	0	0	0	0	0	0	0	0	0	0	0	0	0	0	0	0	0
MAR	0	0	0	0	0	0	0	0	0	0	0	0	0	0	0	0	0	0	0	0	0	0
APR	0	0	0	0	0	0	0	0	0	0	0	0	0	0	0	0	0	0	0	0	0	0
MAY	0	0	0	0	0	0	0	0	0	0	0	0	0	0	0	0	0	0	0	0	0	0
JUN	0	0	0	0	0	0	0	0	0	0	0	0	0	0	0	0	0	0	0	0	0	0
JUL	0	0	0	0	0	0	0	0	0	0	0	0	0	0	0	0	0	0	0	0	0	0
AUG	38	0	30	30	24	48	19	57	19	76	6	30	3	18	2	14	2	16	6	74	149	363
SEP	9	0	12	12	8	16	2	6	4	16	1	5	0	0	1	7	2	16	1	11	40	89
OCT	0	0	0	0	0	0	0	0	0	0	0	0	0	0	0	0	0	0	0	0	0	0
NOV	0	0	0	0	0	0	0	0	0	0	0	0	0	0	0	0	0	0	0	0	0	0
DEC	0	0	0	0	0	0	0	0	0	0	0	0	0	0	0	0	0	0	0	0	0	0
YEAR	47	0	42	42	32	64	21	63	23	92	7	35	3	18	3	21	4	32	7	85	189	452

* 1975 COHO BOAT SUCCESS LEVEL *

STATISTICAL AREA : 14

	CATCH PER BOAT DAY																					
	0		1		2		3		4		5		6		7		8		9 PLUS		TOTAL	
	# OF BOAT DAYS	# OF FISH	# OF BOAT DAYS	# OF FISH	# OF BOAT DAYS	# OF FISH	# OF BOAT DAYS	# OF FISH	# OF BOAT DAYS	# OF FISH	# OF BOAT DAYS	# OF FISH	# OF BOAT DAYS	# OF FISH	# OF BOAT DAYS	# OF FISH	# OF BOAT DAYS	# OF FISH	# OF BOAT DAYS	# OF FISH	# OF BOAT DAYS	# OF FISH
JAN	0	0	0	0	0	0	0	0	0	0	0	0	0	0	0	0	0	0	0	0	0	0
FEB	0	0	0	0	0	0	0	0	0	0	0	0	0	0	0	0	0	0	0	0	0	0
MAR	0	0	0	0	0	0	0	0	0	0	0	0	0	0	0	0	0	0	0	0	0	0
APR	0	0	0	0	0	0	0	0	0	0	0	0	0	0	0	0	0	0	0	0	0	0
MAY	0	0	0	0	0	0	0	0	0	0	0	0	0	0	0	0	0	0	0	0	0	0
JUN	0	0	0	0	0	0	0	0	0	0	0	0	0	0	0	0	0	0	0	0	0	0
JUL	0	0	0	0	0	0	0	0	0	0	0	0	0	0	0	0	0	0	0	0	0	0
AUG	39	0	27	27	15	30	13	39	8	32	6	30	2	12	1	7	2	16	1	9	114	202
SEP	61	0	28	28	11	22	9	27	9	36	5	25	1	6	0	0	2	16	1	10	127	170
OCT	2	0	0	0	2	4	0	0	0	0	0	0	0	0	1	7	0	0	0	0	5	11
NOV	3	0	0	0	0	0	0	0	0	0	0	0	0	0	0	0	0	0	0	0	3	0
DEC	3	0	0	0	0	0	0	0	0	0	0	0	0	0	0	0	0	0	0	0	3	0
YEAR	108	0	55	55	28	56	22	66	17	68	11	55	3	18	2	14	4	32	2	19	252	383

	CATCH PER BOAT DAY																					
	0		1		2		3		4		5		6		7		8		9 PLUS		TOTAL	
	# OF BOAT DAYS	# OF FISH	# OF BOAT DAYS	# OF FISH	# OF BOAT DAYS	# OF FISH	# OF BOAT DAYS	# OF FISH	# OF BOAT DAYS	# OF FISH	# OF BOAT DAYS	# OF FISH	# OF BOAT DAYS	# OF FISH	# OF BOAT DAYS	# OF FISH	# OF BOAT DAYS	# OF FISH	# OF BOAT DAYS	# OF FISH	# OF BOAT DAYS	# OF FISH
JAN	0	0	0	0	0	0	0	0	0	0	0	0	0	0	0	0	0	0	0	0	0	0
FEB	0	0	0	0	0	0	0	0	0	0	0	0	0	0	0	0	0	0	0	0	0	0
MAR	0	0	0	0	0	0	0	0	0	0	0	0	0	0	0	0	0	0	0	0	0	0
APR	0	0	0	0	0	0	0	0	0	0	0	0	0	0	0	0	0	0	0	0	0	0
MAY	0	0	0	0	0	0	0	0	0	0	0	0	0	0	0	0	0	0	0	0	0	0
JUN	0	0	0	0	0	0	0	0	0	0	0	0	0	0	0	0	0	0	0	0	0	0
JUL	0	0	0	0	0	0	0	0	0	0	0	0	0	0	0	0	0	0	0	0	0	0
AUG	1	0	2	2	1	2	0	0	0	0	0	0	1	6	0	0	1	8	0	0	6	18
SEP	1	0	1	1	2	4	3	9	1	4	0	0	1	6	0	0	0	0	0	0	9	24
OCT	0	0	0	0	0	0	0	0	0	0	0	0	0	0	0	0	0	0	0	0	0	0
NOV	0	0	0	0	0	0	0	0	0	0	0	0	0	0	0	0	0	0	0	0	0	0
DEC	3	0	0	0	0	0	0	0	0	0	0	0	0	0	0	0	0	0	0	0	3	0
YEAR	5	0	3	3	3	6	3	9	1	4	0	0	2	12	0	0	1	8	0	0	18	42

* 1975 COHO BOAT SUCCESS LEVEL *

STATISTICAL AREA : 16

	CATCH PER BOAT DAY																					
	0		1		2		3		4		5		6		7		8		9 PLUS		TOTAL	
	# OF BOAT DAYS	# OF FISH	# OF BOAT DAYS	# OF FISH	# OF BOAT DAYS	# OF FISH	# OF BOAT DAYS	# OF FISH	# OF BOAT DAYS	# OF FISH	# OF BOAT DAYS	# OF FISH	# OF BOAT DAYS	# OF FISH	# OF BOAT DAYS	# OF FISH	# OF BOAT DAYS	# OF FISH	# OF BOAT DAYS	# OF FISH	# OF BOAT DAYS	# OF FISH
JAN	0	0	0	0	0	0	0	0	0	0	0	0	0	0	0	0	0	0	0	0	0	0
FEB	0	0	0	0	0	0	0	0	0	0	0	0	0	0	0	0	0	0	0	0	0	0
MAR	0	0	0	0	0	0	0	0	0	0	0	0	0	0	0	0	0	0	0	0	0	0
APR	0	0	0	0	0	0	0	0	0	0	0	0	0	0	0	0	0	0	0	0	0	0
MAY	0	0	0	0	0	0	0	0	0	0	0	0	0	0	0	0	0	0	0	0	0	0
JUN	0	0	0	0	0	0	0	0	0	0	0	0	0	0	0	0	0	0	0	0	0	0
JUL	0	0	0	0	0	0	0	0	0	0	0	0	0	0	0	0	0	0	0	0	0	0
AUG	11	0	14	14	6	12	5	15	6	24	1	5	4	24	1	7	1	8	0	0	49	109
SEP	19	0	21	21	11	22	8	24	4	16	2	10	0	0	0	0	0	0	0	0	65	93
OCT	10	0	0	0	1	2	2	6	0	0	0	0	0	0	0	0	0	0	0	0	13	8
NOV	17	0	2	2	0	0	0	0	0	0	0	0	0	0	0	0	0	0	0	0	19	2
DEC	12	0	0	0	0	0	0	0	0	0	0	0	0	0	0	0	0	0	0	0	12	0
YEAR	69	0	37	37	18	36	15	45	10	40	3	15	4	24	1	7	1	8	0	0	158	212

	CATCH PER BOAT DAY																					
	0		1		2		3		4		5		6		7		8		9 PLUS		TOTAL	
	# OF BOAT DAYS	# OF FISH	# OF BOAT DAYS	# OF FISH	# OF BOAT DAYS	# OF FISH	# OF BOAT DAYS	# OF FISH	# OF BOAT DAYS	# OF FISH	# OF BOAT DAYS	# OF FISH	# OF BOAT DAYS	# OF FISH	# OF BOAT DAYS	# OF FISH	# OF BOAT DAYS	# OF FISH	# OF BOAT DAYS	# OF FISH	# OF BOAT DAYS	# OF FISH
JAN	0	0	0	0	0	0	0	0	0	0	0	0	0	0	0	0	0	0	0	0	0	0
FEB	0	0	0	0	0	0	0	0	0	0	0	0	0	0	0	0	0	0	0	0	0	0
MAR	0	0	0	0	0	0	0	0	0	0	0	0	0	0	0	0	0	0	0	0	0	0
APR	0	0	0	0	0	0	0	0	0	0	0	0	0	0	0	0	0	0	0	0	0	0
MAY	0	0	0	0	0	0	0	0	0	0	0	0	0	0	0	0	0	0	0	0	0	0
JUN	0	0	0	0	0	0	0	0	0	0	0	0	0	0	0	0	0	0	0	0	0	0
JUL	0	0	0	0	0	0	0	0	0	0	0	0	0	0	0	0	0	0	0	0	0	0
AUG	28	0	15	15	4	8	2	6	3	12	2	10	0	0	1	7	1	8	1	9	57	75
SEP	17	0	13	13	1	2	1	3	2	8	1	5	0	0	0	0	0	0	0	0	35	31
OCT	3	0	1	1	1	2	0	0	0	0	0	0	0	0	0	0	0	0	0	0	5	3
NOV	9	0	0	0	0	0	0	0	0	0	0	0	0	0	0	0	0	0	0	0	9	0
DEC	11	0	0	0	0	0	0	0	0	0	0	0	0	0	0	0	0	0	0	0	11	0
YEAR	68	0	29	29	6	12	3	9	5	20	3	15	0	0	1	7	1	8	1	9	117	109

* 1975 COHO BOAT SUCCESS LEVEL *

STATISTICAL AREA : 18

	CATCH PER BOAT DAY																					
	0		1		2		3		4		5		6		7		8		9 PLUS		TOTAL	
	# OF BOAT DAYS	# OF FISH	# OF BOAT DAYS	# OF FISH	# OF BOAT DAYS	# OF FISH	# OF BOAT DAYS	# OF FISH	# OF BOAT DAYS	# OF FISH	# OF BOAT DAYS	# OF FISH	# OF BOAT DAYS	# OF FISH	# OF BOAT DAYS	# OF FISH	# OF BOAT DAYS	# OF FISH	# OF BOAT DAYS	# OF FISH	# OF BOAT DAYS	# OF FISH
JAN	0	0	0	0	0	0	0	0	0	0	0	0	0	0	0	0	0	0	0	0	0	0
FEB	0	0	0	0	0	0	0	0	0	0	0	0	0	0	0	0	0	0	0	0	0	0
MAR	0	0	0	0	0	0	0	0	0	0	0	0	0	0	0	0	0	0	0	0	0	0
APR	0	0	0	0	0	0	0	0	0	0	0	0	0	0	0	0	0	0	0	0	0	0
MAY	0	0	0	0	0	0	0	0	0	0	0	0	0	0	0	0	0	0	0	0	0	0
JUN	0	0	0	0	0	0	0	0	0	0	0	0	0	0	0	0	0	0	0	0	0	0
JUL	0	0	0	0	0	0	0	0	0	0	0	0	0	0	0	0	0	0	0	0	0	0
AUG	39	0	6	6	2	4	1	3	1	4	2	10	0	0	0	0	0	0	0	0	51	27
SEP	39	0	13	13	5	10	1	3	2	8	1	5	0	0	0	0	0	0	0	0	61	39
OCT	12	0	6	6	8	16	3	9	0	0	1	5	1	6	1	7	0	0	1	10	33	59
NOV	6	0	5	5	8	16	4	12	1	4	3	15	1	6	0	0	1	8	1	11	30	77
DEC	12	0	4	4	10	20	3	9	2	8	3	15	4	24	0	0	3	24	2	19	43	123
YEAR	108	0	34	34	33	66	12	36	6	24	10	50	6	36	1	7	4	32	4	40	218	325

	CATCH PER BOAT DAY																					
	0		1		2		3		4		5		6		7		8		9 PLUS		TOTAL	
	# OF BOAT DAYS	# OF FISH	# OF BOAT DAYS	# OF FISH	# OF BOAT DAYS	# OF FISH	# OF BOAT DAYS	# OF FISH	# OF BOAT DAYS	# OF FISH	# OF BOAT DAYS	# OF FISH	# OF BOAT DAYS	# OF FISH	# OF BOAT DAYS	# OF FISH	# OF BOAT DAYS	# OF FISH	# OF BOAT DAYS	# OF FISH	# OF BOAT DAYS	# OF FISH
JAN	0	0	0	0	0	0	0	0	0	0	0	0	0	0	0	0	0	0	0	0	0	0
FEB	0	0	0	0	0	0	0	0	0	0	0	0	0	0	0	0	0	0	0	0	0	0
MAR	0	0	0	0	0	0	0	0	0	0	0	0	0	0	0	0	0	0	0	0	0	0
APR	0	0	0	0	0	0	0	0	0	0	0	0	0	0	0	0	0	0	0	0	0	0
MAY	0	0	0	0	0	0	0	0	0	0	0	0	0	0	0	0	0	0	0	0	0	0
JUN	0	0	0	0	0	0	0	0	0	0	0	0	0	0	0	0	0	0	0	0	0	0
JUL	0	0	0	0	0	0	0	0	0	0	0	0	0	0	0	0	0	0	0	0	0	0
AUG	1	0	1	1	0	0	0	0	0	0	0	0	0	0	0	0	0	0	0	0	2	1
SEP	19	0	1	1	0	0	0	0	0	0	0	0	0	0	0	0	0	0	0	0	20	1
OCT	18	0	1	1	2	4	0	0	0	0	0	0	1	6	0	0	0	0	0	0	22	11
NOV	27	0	4	4	3	6	1	3	1	4	0	0	1	6	0	0	0	0	0	0	37	23
DEC	22	0	3	3	3	6	2	6	0	0	0	0	0	0	0	0	0	0	0	0	30	15
YEAR	87	0	10	10	8	16	3	9	1	4	0	0	2	12	0	0	0	0	0	0	111	51

* 1975 COHO BOAT SUCCESS LEVEL *

STATISTICAL AREA : 20

	CATCH PER BOAT DAY																					
	0		1		2		3		4		5		6		7		8		9 PLUS		TOTAL	
	# OF BOAT DAYS	# OF FISH	# OF BOAT DAYS	# OF FISH	# OF BOAT DAYS	# OF FISH	# OF BOAT DAYS	# OF FISH	# OF BOAT DAYS	# OF FISH	# OF BOAT DAYS	# OF FISH	# OF BOAT DAYS	# OF FISH	# OF BOAT DAYS	# OF FISH	# OF BOAT DAYS	# OF FISH	# OF BOAT DAYS	# OF FISH	# OF BOAT DAYS	# OF FISH
JAN	0	0	0	0	0	0	0	0	0	0	0	0	0	0	0	0	0	0	0	0	0	0
FEB	0	0	0	0	0	0	0	0	0	0	0	0	0	0	0	0	0	0	0	0	0	0
MAR	0	0	0	0	0	0	0	0	0	0	0	0	0	0	0	0	0	0	0	0	0	0
APR	0	0	0	0	0	0	0	0	0	0	0	0	0	0	0	0	0	0	0	0	0	0
MAY	0	0	0	0	0	0	0	0	0	0	0	0	0	0	0	0	0	0	0	0	0	0
JUN	0	0	0	0	0	0	0	0	0	0	0	0	0	0	0	0	0	0	0	0	0	0
JUL	0	0	0	0	0	0	0	0	0	0	0	0	0	0	0	0	0	0	0	0	0	0
AUG	1	0	0	0	0	0	0	0	0	0	0	0	0	0	0	0	0	0	0	0	1	0
SEP	0	0	0	0	0	0	0	0	0	0	0	0	0	0	0	0	0	0	0	0	0	0
OCT	2	0	0	0	0	0	0	0	0	0	0	0	0	0	0	0	0	0	0	0	2	0
NOV	0	0	0	0	0	0	0	0	0	0	0	0	0	0	0	0	0	0	0	0	0	0
DEC	0	0	0	0	0	0	0	0	0	0	0	0	0	0	0	0	0	0	0	0	0	0
YEAR	3	0	0	0	0	0	0	0	0	0	0	0	0	0	0	0	0	0	0	0	3	0

	CATCH PER BOAT DAY																					
	0		1		2		3		4		5		6		7		8		9 PLUS		TOTAL	
	# OF BOAT DAYS	# OF FISH	# OF BOAT DAYS	# OF FISH	# OF BOAT DAYS	# OF FISH	# OF BOAT DAYS	# OF FISH	# OF BOAT DAYS	# OF FISH	# OF BOAT DAYS	# OF FISH	# OF BOAT DAYS	# OF FISH	# OF BOAT DAYS	# OF FISH	# OF BOAT DAYS	# OF FISH	# OF BOAT DAYS	# OF FISH	# OF BOAT DAYS	# OF FISH
JAN	0	0	0	0	0	0	0	0	0	0	0	0	0	0	0	0	0	0	0	0	0	0
FEB	0	0	0	0	0	0	0	0	0	0	0	0	0	0	0	0	0	0	0	0	0	0
MAR	0	0	0	0	0	0	0	0	0	0	0	0	0	0	0	0	0	0	0	0	0	0
APR	1	0	0	0	0	0	0	0	0	0	0	0	0	0	0	0	0	0	0	0	1	0
MAY	5	0	1	1	0	0	0	0	0	0	0	0	0	0	0	0	0	0	0	0	6	1
JUN	0	0	1	1	0	0	0	0	0	0	0	0	0	0	0	0	0	0	0	0	1	1
JUL	9	0	1	1	1	2	0	0	0	0	0	0	0	0	0	0	0	0	0	0	11	3
AUG	25	0	13	13	4	8	0	0	0	0	0	0	0	0	0	0	0	0	0	0	42	21
SEP	28	0	15	15	7	14	0	0	0	0	0	0	0	0	0	0	0	0	0	0	50	29
OCT	8	0	1	1	0	0	0	0	1	4	0	0	0	0	0	0	0	0	0	0	10	5
NOV	2	0	0	0	0	0	0	0	0	0	0	0	0	0	0	0	0	0	0	0	2	0
DEC	5	0	0	0	0	0	0	0	0	0	0	0	0	0	0	0	0	0	0	0	5	0
YEAR	83	0	32	32	12	24	0	0	1	4	0	0	0	0	0	0	0	0	0	0	128	60

* 1975 COHO BOAT SUCCESS LEVEL *

STATISTICAL AREA : 29

	CATCH PER BOAT DAY																					
	0		1		2		3		4		5		6		7		8		9 PLUS		TOTAL	
	# OF BOAT DAYS	# OF FISH	# OF BOAT DAYS	# OF FISH	# OF BOAT DAYS	# OF FISH	# OF BOAT DAYS	# OF FISH	# OF BOAT DAYS	# OF FISH	# OF BOAT DAYS	# OF FISH	# OF BOAT DAYS	# OF FISH	# OF BOAT DAYS	# OF FISH	# OF BOAT DAYS	# OF FISH	# OF BOAT DAYS	# OF FISH	# OF BOAT DAYS	# OF FISH
JAN	0	0	0	0	0	0	0	0	0	0	0	0	0	0	0	0	0	0	0	0	0	0
FEB	0	0	0	0	0	0	0	0	0	0	0	0	0	0	0	0	0	0	0	0	0	0
MAR	0	0	0	0	0	0	0	0	0	0	0	0	0	0	0	0	0	0	0	0	0	0
APR	0	0	0	0	0	0	0	0	0	0	0	0	0	0	0	0	0	0	0	0	0	0
MAY	0	0	0	0	0	0	0	0	0	0	0	0	0	0	0	0	0	0	0	0	0	0
JUN	0	0	0	0	0	0	0	0	0	0	0	0	0	0	0	0	0	0	0	0	0	0
JUL	0	0	0	0	0	0	0	0	0	0	0	0	0	0	0	0	0	0	0	0	0	0
AUG	17	0	7	7	0	0	2	6	0	0	0	0	0	0	0	0	0	0	0	0	26	13
SEP	27	0	4	4	0	0	0	0	1	4	0	0	0	0	0	0	0	0	0	0	32	8
OCT	7	0	0	0	0	0	0	0	0	0	0	0	0	0	0	0	0	0	0	0	7	0
NOV	3	0	0	0	0	0	0	0	0	0	0	0	0	0	0	0	0	0	0	0	3	0
DEC	6	0	0	0	0	0	0	0	0	0	0	0	0	0	0	0	0	0	0	0	6	0
YEAR	60	0	11	11	0	0	2	6	1	4	0	0	0	0	0	0	0	0	0	0	74	21

	CATCH PER BOAT DAY																					
	0		1		2		3		4		5		6		7		8		9 PLUS		TOTAL	
	# OF BOAT DAYS	# OF FISH	# OF BOAT DAYS	# OF FISH	# OF BOAT DAYS	# OF FISH	# OF BOAT DAYS	# OF FISH	# OF BOAT DAYS	# OF FISH	# OF BOAT DAYS	# OF FISH	# OF BOAT DAYS	# OF FISH	# OF BOAT DAYS	# OF FISH	# OF BOAT DAYS	# OF FISH	# OF BOAT DAYS	# OF FISH	# OF BOAT DAYS	# OF FISH
JAN	0	0	0	0	0	0	0	0	0	0	0	0	0	0	0	0	0	0	0	0	0	0
FEB	0	0	0	0	0	0	0	0	0	0	0	0	0	0	0	0	0	0	0	0	0	0
MAR	0	0	0	0	0	0	0	0	0	0	0	0	0	0	0	0	0	0	0	0	0	0
APR	0	0	0	0	0	0	0	0	0	0	0	0	0	0	0	0	0	0	0	0	0	0
MAY	0	0	0	0	0	0	0	0	0	0	0	0	0	0	0	0	0	0	0	0	0	0
JUN	0	0	0	0	0	0	0	0	0	0	0	0	0	0	0	0	0	0	0	0	0	0
JUL	0	0	0	0	0	0	0	0	0	0	0	0	0	0	0	0	0	0	0	0	0	0
AUG	77	0	57	57	39	78	32	96	27	108	12	60	5	30	3	21	4	32	7	83	263	565
SEP	70	0	40	40	19	38	11	33	13	52	6	30	1	6	1	7	4	32	2	21	167	259
OCT	2	0	0	0	2	4	0	0	0	0	0	0	0	0	1	7	0	0	0	0	5	11
NOV	3	0	0	0	0	0	0	0	0	0	0	0	0	0	0	0	0	0	0	0	3	0
DEC	3	0	0	0	0	0	0	0	0	0	0	0	0	0	0	0	0	0	0	0	3	0
YEAR	155	0	97	97	60	120	43	129	40	160	18	90	6	36	5	35	8	64	9	104	441	835

* 1975 COHO BOAT SUCCESS LEVEL *

STATISTICAL AREA : 15 & 16

	CATCH PER BOAT DAY																					
	0		1		2		3		4		5		6		7		8		9 PLUS		TOTAL	
	# OF BOAT DAYS	# OF FISH	# OF BOAT DAYS	# OF FISH	# OF BOAT DAYS	# OF FISH	# OF BOAT DAYS	# OF FISH	# OF BOAT DAYS	# OF FISH	# OF BOAT DAYS	# OF FISH	# OF BOAT DAYS	# OF FISH	# OF BOAT DAYS	# OF FISH	# OF BOAT DAYS	# OF FISH	# OF BOAT DAYS	# OF FISH	# OF BOAT DAYS	# OF FISH
JAN	0	0	0	0	0	0	0	0	0	0	0	0	0	0	0	0	0	0	0	0	0	0
FEB	0	0	0	0	0	0	0	0	0	0	0	0	0	0	0	0	0	0	0	0	0	0
MAR	0	0	0	0	0	0	0	0	0	0	0	0	0	0	0	0	0	0	0	0	0	0
APR	0	0	0	0	0	0	0	0	0	0	0	0	0	0	0	0	0	0	0	0	0	0
MAY	0	0	0	0	0	0	0	0	0	0	0	0	0	0	0	0	0	0	0	0	0	0
JUN	0	0	0	0	0	0	0	0	0	0	0	0	0	0	0	0	0	0	0	0	0	0
JUL	0	0	0	0	0	0	0	0	0	0	0	0	0	0	0	0	0	0	0	0	0	0
AUG	12	0	16	16	7	14	5	15	6	24	1	5	5	30	1	7	2	16	0	0	55	127
SEP	20	0	22	22	13	26	11	33	5	20	2	10	1	6	0	0	0	0	0	0	74	117
OCT	10	0	0	0	1	2	2	6	0	0	0	0	0	0	0	0	0	0	0	0	13	8
NOV	17	0	2	2	0	0	0	0	0	0	0	0	0	0	0	0	0	0	0	0	19	2
DEC	15	0	0	0	0	0	0	0	0	0	0	0	0	0	0	0	0	0	0	0	15	0
YEAR	74	0	40	40	21	42	18	54	11	44	3	15	6	36	1	7	2	16	0	0	176	254

	CATCH PER BOAT DAY																					
	0		1		2		3		4		5		6		7		8		9 PLUS		TOTAL	
	# OF BOAT DAYS	# OF FISH	# OF BOAT DAYS	# OF FISH	# OF BOAT DAYS	# OF FISH	# OF BOAT DAYS	# OF FISH	# OF BOAT DAYS	# OF FISH	# OF BOAT DAYS	# OF FISH	# OF BOAT DAYS	# OF FISH	# OF BOAT DAYS	# OF FISH	# OF BOAT DAYS	# OF FISH	# OF BOAT DAYS	# OF FISH	# OF BOAT DAYS	# OF FISH
JAN	0	0	0	0	0	0	0	0	0	0	0	0	0	0	0	0	0	0	0	0	0	0
FEB	0	0	0	0	0	0	0	0	0	0	0	0	0	0	0	0	0	0	0	0	0	0
MAR	0	0	0	0	0	0	0	0	0	0	0	0	0	0	0	0	0	0	0	0	0	0
APR	0	0	0	0	0	0	0	0	0	0	0	0	0	0	0	0	0	0	0	0	0	0
MAY	0	0	0	0	0	0	0	0	0	0	0	0	0	0	0	0	0	0	0	0	0	0
JUN	0	0	0	0	0	0	0	0	0	0	0	0	0	0	0	0	0	0	0	0	0	0
JUL	0	0	0	0	0	0	0	0	0	0	0	0	0	0	0	0	0	0	0	0	0	0
AUG	1	0	1	1	0	0	0	0	0	0	0	0	0	0	0	0	0	0	0	0	2	1
SEP	19	0	1	1	0	0	0	0	0	0	0	0	0	0	0	0	0	0	0	0	20	1
OCT	18	0	1	1	2	4	0	0	0	0	0	0	1	6	0	0	0	0	0	0	22	11
NOV	27	0	4	4	3	6	1	3	1	4	0	0	1	6	0	0	0	0	0	0	37	23
DEC	22	0	3	3	3	6	2	6	0	0	0	0	0	0	0	0	0	0	0	0	30	15
YEAR	87	0	10	10	8	16	3	9	1	4	0	0	2	12	0	0	0	0	0	0	111	51

* 1975 COHO BOAT SUCCESS LEVEL *

STATISTICAL AREA : 28 & 29

	CATCH PER BOAT DAY																					
	0		1		2		3		4		5		6		7		8		9 PLUS		TOTAL	
	# OF BOAT DAYS	# OF FISH	# OF BOAT DAYS	# OF FISH	# OF BOAT DAYS	# OF FISH	# OF BOAT DAYS	# OF FISH	# OF BOAT DAYS	# OF FISH	# OF BOAT DAYS	# OF FISH	# OF BOAT DAYS	# OF FISH	# OF BOAT DAYS	# OF FISH	# OF BOAT DAYS	# OF FISH	# OF BOAT DAYS	# OF FISH	# OF BOAT DAYS	# OF FISH
JAN	0	0	0	0	0	0	0	0	0	0	0	0	0	0	0	0	0	0	0	0	0	0
FEB	0	0	0	0	0	0	0	0	0	0	0	0	0	0	0	0	0	0	0	0	0	0
MAR	0	0	0	0	0	0	0	0	0	0	0	0	0	0	0	0	0	0	0	0	0	0
APR	1	0	0	0	0	0	0	0	0	0	0	0	0	0	0	0	0	0	0	0	1	0
MAY	5	0	1	1	0	0	0	0	0	0	0	0	0	0	0	0	0	0	0	0	6	1
JUN	0	0	1	1	0	0	0	0	0	0	0	0	0	0	0	0	0	0	0	0	1	1
JUL	9	0	1	1	1	2	0	0	0	0	0	0	0	0	0	0	0	0	0	0	11	3
AUG	43	0	20	20	4	8	2	6	0	0	0	0	0	0	0	0	0	0	0	0	69	34
SEP	55	0	19	19	7	14	0	0	1	4	0	0	0	0	0	0	0	0	0	0	82	37
OCT	17	0	1	1	0	0	0	0	1	4	0	0	0	0	0	0	0	0	0	0	19	5
NOV	5	0	0	0	0	0	0	0	0	0	0	0	0	0	0	0	0	0	0	0	5	0
DEC	11	0	0	0	0	0	0	0	0	0	0	0	0	0	0	0	0	0	0	0	11	0
YEAR	146	0	43	43	12	24	2	6	2	8	0	0	0	0	0	0	0	0	0	0	205	81

STATISTICAL AREA : ALL

	CATCH PER BOAT DAY																					
	0		1		2		3		4		5		6		7		8		9 PLUS		TOTAL	
	# OF BOAT DAYS	# OF FISH	# OF BOAT DAYS	# OF FISH	# OF BOAT DAYS	# OF FISH	# OF BOAT DAYS	# OF FISH	# OF BOAT DAYS	# OF FISH	# OF BOAT DAYS	# OF FISH	# OF BOAT DAYS	# OF FISH	# OF BOAT DAYS	# OF FISH	# OF BOAT DAYS	# OF FISH	# OF BOAT DAYS	# OF FISH	# OF BOAT DAYS	# OF FISH
JAN	0	0	0	0	0	0	0	0	0	0	0	0	0	0	0	0	0	0	0	0	0	0
FEB	0	0	0	0	0	0	0	0	0	0	0	0	0	0	0	0	0	0	0	0	0	0
MAR	0	0	0	0	0	0	0	0	0	0	0	0	0	0	0	0	0	0	0	0	0	0
APR	1	0	0	0	0	0	0	0	0	0	0	0	0	0	0	0	0	0	0	0	0	1
MAY	5	0	1	1	0	0	0	0	0	0	0	0	0	0	0	0	0	0	0	0	0	6
JUN	0	0	1	1	0	0	0	0	0	0	0	0	0	0	0	0	0	0	0	0	0	1
JUL	9	0	1	1	1	2	0	0	0	0	0	0	0	0	0	0	0	0	0	0	0	11
AUG	200	0	115	115	56	112	42	126	37	148	17	85	10	60	5	35	7	56	8	92	497	829
SEP	220	0	108	108	45	90	24	72	23	92	10	50	2	12	1	7	4	32	2	21	439	484
OCT	62	0	9	9	14	28	5	15	1	4	1	5	2	12	2	14	0	0	1	10	97	97
NOV	67	0	11	11	11	22	5	15	2	8	3	15	2	12	0	0	1	8	1	11	103	102
DEC	74	0	7	7	13	26	5	15	2	8	3	15	4	24	0	0	3	24	2	19	113	138
YEAR	638	0	253	253	140	280	81	243	65	260	34	170	20	120	8	56	15	120	14	153	1268	1655

* 1975 CHINOOK BOAT SUCCESS LEVEL *

STATISTICAL AREA : 13

	CATCH PER BOAT DAY																					
	0		1		2		3		4		5		6		7		8		9 PLUS		TOTAL	
	# OF BOAT DAYS	# OF FISH	# OF BOAT DAYS	# OF FISH	# OF BOAT DAYS	# OF FISH	# OF BOAT DAYS	# OF FISH	# OF BOAT DAYS	# OF FISH	# OF BOAT DAYS	# OF FISH	# OF BOAT DAYS	# OF FISH	# OF BOAT DAYS	# OF FISH	# OF BOAT DAYS	# OF FISH	# OF BOAT DAYS	# OF FISH	# OF BOAT DAYS	# OF FISH
JAN	0	0	0	0	0	0	0	0	0	0	0	0	0	0	0	0	0	0	0	0	0	0
FEB	0	0	0	0	0	0	0	0	0	0	0	0	0	0	0	0	0	0	0	0	0	0
MAR	0	0	0	0	0	0	0	0	0	0	0	0	0	0	0	0	0	0	0	0	0	0
APR	0	0	0	0	0	0	0	0	0	0	0	0	0	0	0	0	0	0	0	0	0	0
MAY	0	0	0	0	0	0	0	0	0	0	0	0	0	0	0	0	0	0	0	0	0	0
JUN	0	0	0	0	0	0	0	0	0	0	0	0	0	0	0	0	0	0	0	0	0	0
JUL	0	0	0	0	0	0	0	0	0	0	0	0	0	0	0	0	0	0	0	0	0	0
AUG	92	0	38	38	13	26	4	12	1	4	1	5	0	0	0	0	0	0	0	0	149	85
SEP	34	0	6	6	0	0	0	0	0	0	0	0	0	0	0	0	0	0	0	0	40	6
OCT	0	0	0	0	0	0	0	0	0	0	0	0	0	0	0	0	0	0	0	0	0	0
NOV	0	0	0	0	0	0	0	0	0	0	0	0	0	0	0	0	0	0	0	0	0	0
DEC	0	0	0	0	0	0	0	0	0	0	0	0	0	0	0	0	0	0	0	0	0	0
YEAR	126	0	44	44	13	26	4	12	1	4	1	5	0	0	0	0	0	0	0	0	189	91

* 1975 CHINOOK BOAT SUCCESS LEVEL *

STATISTICAL AREA : 14

	CATCH PER BOAT DAY																					
	0		1		2		3		4		5		6		7		8		9 PLUS		TOTAL	
	# OF BOAT DAYS	# OF FISH	# OF BOAT DAYS	# OF FISH	# OF BOAT DAYS	# OF FISH	# OF BOAT DAYS	# OF FISH	# OF BOAT DAYS	# OF FISH	# OF BOAT DAYS	# OF FISH	# OF BOAT DAYS	# OF FISH	# OF BOAT DAYS	# OF FISH	# OF BOAT DAYS	# OF FISH	# OF BOAT DAYS	# OF FISH	# OF BOAT DAYS	# OF FISH
JAN	0	0	0	0	0	0	0	0	0	0	0	0	0	0	0	0	0	0	0	0	0	0
FEB	0	0	0	0	0	0	0	0	0	0	0	0	0	0	0	0	0	0	0	0	0	0
MAR	0	0	0	0	0	0	0	0	0	0	0	0	0	0	0	0	0	0	0	0	0	0
APR	0	0	0	0	0	0	0	0	0	0	0	0	0	0	0	0	0	0	0	0	0	0
MAY	0	0	0	0	0	0	0	0	0	0	0	0	0	0	0	0	0	0	0	0	0	0
JUN	0	0	0	0	0	0	0	0	0	0	0	0	0	0	0	0	0	0	0	0	0	0
JUL	0	0	0	0	0	0	0	0	0	0	0	0	0	0	0	0	0	0	0	0	0	0
AUG	58	0	22	22	15	30	13	39	5	20	0	0	1	6	0	0	0	0	0	0	114	117
SEP	74	0	23	23	19	38	4	12	4	16	1	5	2	12	0	0	0	0	0	0	127	106
OCT	5	0	0	0	0	0	0	0	0	0	0	0	0	0	0	0	0	0	0	0	5	0
NOV	3	0	0	0	0	0	0	0	0	0	0	0	0	0	0	0	0	0	0	0	3	0
DEC	3	0	0	0	0	0	0	0	0	0	0	0	0	0	0	0	0	0	0	0	3	0
YEAR	143	0	45	45	34	68	17	51	9	36	1	5	3	18	0	0	0	0	0	0	252	223

* 1975 CHINOOK BOAT SUCCESS LEVEL *

STATISTICAL AREA : 15

	CATCH PER BOAT DAY																					
	0		1		2		3		4		5		6		7		8		9 PLUS		TOTAL	
	# OF BOAT DAYS	# OF FISH	# OF BOAT DAYS	# OF FISH	# OF BOAT DAYS	# OF FISH	# OF BOAT DAYS	# OF FISH	# OF BOAT DAYS	# OF FISH	# OF BOAT DAYS	# OF FISH	# OF BOAT DAYS	# OF FISH	# OF BOAT DAYS	# OF FISH	# OF BOAT DAYS	# OF FISH	# OF BOAT DAYS	# OF FISH	# OF BOAT DAYS	# OF FISH
JAN	0	0	0	0	0	0	0	0	0	0	0	0	0	0	0	0	0	0	0	0	0	0
FEB	0	0	0	0	0	0	0	0	0	0	0	0	0	0	0	0	0	0	0	0	0	0
MAR	0	0	0	0	0	0	0	0	0	0	0	0	0	0	0	0	0	0	0	0	0	0
APR	0	0	0	0	0	0	0	0	0	0	0	0	0	0	0	0	0	0	0	0	0	0
MAY	0	0	0	0	0	0	0	0	0	0	0	0	0	0	0	0	0	0	0	0	0	0
JUN	0	0	0	0	0	0	0	0	0	0	0	0	0	0	0	0	0	0	0	0	0	0
JUL	0	0	0	0	0	0	0	0	0	0	0	0	0	0	0	0	0	0	0	0	0	0
AUG	5	0	1	1	0	0	0	0	0	0	0	0	0	0	0	0	0	0	0	0	6	1
SEP	7	0	1	1	1	2	0	0	0	0	0	0	0	0	0	0	0	0	0	0	9	3
OCT	0	0	0	0	0	0	0	0	0	0	0	0	0	0	0	0	0	0	0	0	0	0
NOV	0	0	0	0	0	0	0	0	0	0	0	0	0	0	0	0	0	0	0	0	0	0
DEC	1	0	0	0	1	2	1	3	0	0	0	0	0	0	0	0	0	0	0	0	3	5
YEAR	13	0	2	2	2	4	1	3	0	0	0	0	0	0	0	0	0	0	0	0	18	9

* 1975 CHINOOK BOAT SUCCESS LEVEL *

STATISTICAL AREA : 16

	CATCH PER BOAT DAY																					
	0		1		2		3		4		5		6		7		8		9 PLUS		TOTAL	
	# OF BOAT DAYS	# OF FISH	# OF BOAT DAYS	# OF FISH	# OF BOAT DAYS	# OF FISH	# OF BOAT DAYS	# OF FISH	# OF BOAT DAYS	# OF FISH	# OF BOAT DAYS	# OF FISH	# OF BOAT DAYS	# OF FISH	# OF BOAT DAYS	# OF FISH	# OF BOAT DAYS	# OF FISH	# OF BOAT DAYS	# OF FISH	# OF BOAT DAYS	# OF FISH
JAN	0	0	0	0	0	0	0	0	0	0	0	0	0	0	0	0	0	0	0	0	0	0
FEB	0	0	0	0	0	0	0	0	0	0	0	0	0	0	0	0	0	0	0	0	0	0
MAR	0	0	0	0	0	0	0	0	0	0	0	0	0	0	0	0	0	0	0	0	0	0
APR	0	0	0	0	0	0	0	0	0	0	0	0	0	0	0	0	0	0	0	0	0	0
MAY	0	0	0	0	0	0	0	0	0	0	0	0	0	0	0	0	0	0	0	0	0	0
JUN	0	0	0	0	0	0	0	0	0	0	0	0	0	0	0	0	0	0	0	0	0	0
JUL	0	0	0	0	0	0	0	0	0	0	0	0	0	0	0	0	0	0	0	0	0	0
AUG	29	0	15	15	3	6	2	6	0	0	0	0	0	0	0	0	0	0	0	0	49	27
SEP	37	0	19	19	6	12	2	6	0	0	1	5	0	0	0	0	0	0	0	0	65	42
OCT	6	0	3	3	3	6	0	0	1	4	0	0	0	0	0	0	0	0	0	0	13	13
NOV	7	0	2	2	5	10	2	6	2	8	0	0	0	0	1	7	0	0	0	0	19	33
DEC	1	0	1	1	4	8	1	3	3	12	2	10	0	0	0	0	0	0	0	0	12	34
YEAR	80	0	40	40	21	42	7	21	6	24	3	15	0	0	1	7	0	0	0	0	158	149

* 1975 CHINOOK BOAT SUCCESS LEVEL *

STATISTICAL AREA : 17

	CATCH PER BOAT DAY																					
	0		1		2		3		4		5		6		7		8		9 PLUS		TOTAL	
	# OF BOAT DAYS	# OF FISH	# OF BOAT DAYS	# OF FISH	# OF BOAT DAYS	# OF FISH	# OF BOAT DAYS	# OF FISH	# OF BOAT DAYS	# OF FISH	# OF BOAT DAYS	# OF FISH	# OF BOAT DAYS	# OF FISH	# OF BOAT DAYS	# OF FISH	# OF BOAT DAYS	# OF FISH	# OF BOAT DAYS	# OF FISH	# OF BOAT DAYS	# OF FISH
JAN	0	0	0	0	0	0	0	0	0	0	0	0	0	0	0	0	0	0	0	0	0	0
FEB	0	0	0	0	0	0	0	0	0	0	0	0	0	0	0	0	0	0	0	0	0	0
MAR	0	0	0	0	0	0	0	0	0	0	0	0	0	0	0	0	0	0	0	0	0	0
APR	0	0	0	0	0	0	0	0	0	0	0	0	0	0	0	0	0	0	0	0	0	0
MAY	0	0	0	0	0	0	0	0	0	0	0	0	0	0	0	0	0	0	0	0	0	0
JUN	0	0	0	0	0	0	0	0	0	0	0	0	0	0	0	0	0	0	0	0	0	0
JUL	0	0	0	0	0	0	0	0	0	0	0	0	0	0	0	0	0	0	0	0	0	0
AUG	24	0	12	12	10	20	4	12	4	16	2	10	1	6	0	0	0	0	0	0	57	76
SEP	17	0	10	10	3	6	4	12	0	0	0	0	0	0	1	7	0	0	0	0	35	35
OCT	2	0	1	1	0	0	0	0	0	0	1	5	1	6	0	0	0	0	0	0	5	12
NOV	2	0	2	2	2	4	1	3	0	0	2	10	0	0	0	0	0	0	0	0	9	19
DEC	1	0	3	3	3	6	0	0	0	0	0	0	2	12	0	0	1	8	1	10	11	39
YEAR	46	0	28	28	18	36	9	27	4	16	5	25	4	24	1	7	1	8	1	10	117	181

* 1975 CHINOOK BOAT SUCCESS LEVEL *

STATISTICAL AREA : 18

	CATCH PER BOAT DAY																					
	0		1		2		3		4		5		6		7		8		9 PLUS		TOTAL	
	# OF BOAT DAYS	# OF FISH	# OF BOAT DAYS	# OF FISH	# OF BOAT DAYS	# OF FISH	# OF BOAT DAYS	# OF FISH	# OF BOAT DAYS	# OF FISH	# OF BOAT DAYS	# OF FISH	# OF BOAT DAYS	# OF FISH	# OF BOAT DAYS	# OF FISH	# OF BOAT DAYS	# OF FISH	# OF BOAT DAYS	# OF FISH	# OF BOAT DAYS	# OF FISH
JAN	0	0	0	0	0	0	0	0	0	0	0	0	0	0	0	0	0	0	0	0	0	0
FEB	0	0	0	0	0	0	0	0	0	0	0	0	0	0	0	0	0	0	0	0	0	0
MAR	0	0	0	0	0	0	0	0	0	0	0	0	0	0	0	0	0	0	0	0	0	0
APR	0	0	0	0	0	0	0	0	0	0	0	0	0	0	0	0	0	0	0	0	0	0
MAY	0	0	0	0	0	0	0	0	0	0	0	0	0	0	0	0	0	0	0	0	0	0
JUN	0	0	0	0	0	0	0	0	0	0	0	0	0	0	0	0	0	0	0	0	0	0
JUL	0	0	0	0	0	0	0	0	0	0	0	0	0	0	0	0	0	0	0	0	0	0
AUG	5	0	16	16	10	20	8	24	6	24	1	5	0	0	1	7	4	32	0	0	51	128
SEP	15	0	20	20	15	30	4	12	3	12	1	5	1	6	1	7	1	8	0	0	61	100
OCT	4	0	6	6	5	10	5	15	2	8	4	20	2	12	2	14	1	8	2	22	33	115
NOV	3	0	6	6	7	14	6	18	4	16	2	10	1	6	1	7	0	0	0	0	30	77
DEC	8	0	3	3	8	16	6	18	15	60	2	10	0	0	1	7	0	0	0	0	43	114
YEAR	35	0	51	51	45	90	29	87	30	120	10	50	4	24	6	42	6	48	2	22	218	534

* 1975 CHINOOK BOAT SUCCESS LEVEL *

STATISTICAL AREA : 19

	CATCH PER BOAT DAY																					
	0		1		2		3		4		5		6		7		8		9 PLUS		TOTAL	
	# OF BOAT DAYS	# OF FISH	# OF BOAT DAYS	# OF FISH	# OF BOAT DAYS	# OF FISH	# OF BOAT DAYS	# OF FISH	# OF BOAT DAYS	# OF FISH	# OF BOAT DAYS	# OF FISH	# OF BOAT DAYS	# OF FISH	# OF BOAT DAYS	# OF FISH	# OF BOAT DAYS	# OF FISH	# OF BOAT DAYS	# OF FISH	# OF BOAT DAYS	# OF FISH
JAN	0	0	0	0	0	0	0	0	0	0	0	0	0	0	0	0	0	0	0	0	0	0
FEB	0	0	0	0	0	0	0	0	0	0	0	0	0	0	0	0	0	0	0	0	0	0
MAR	0	0	0	0	0	0	0	0	0	0	0	0	0	0	0	0	0	0	0	0	0	0
APR	0	0	0	0	0	0	0	0	0	0	0	0	0	0	0	0	0	0	0	0	0	0
MAY	0	0	0	0	0	0	0	0	0	0	0	0	0	0	0	0	0	0	0	0	0	0
JUN	0	0	0	0	0	0	0	0	0	0	0	0	0	0	0	0	0	0	0	0	0	0
JUL	0	0	0	0	0	0	0	0	0	0	0	0	0	0	0	0	0	0	0	0	0	0
AUG	1	0	0	0	1	2	0	0	0	0	0	0	0	0	0	0	0	0	0	0	2	2
SEP	3	0	1	1	5	10	1	3	7	28	3	15	0	0	0	0	0	0	0	0	20	57
OCT	4	0	2	2	6	12	2	6	7	28	0	0	1	6	0	0	0	0	0	0	22	54
NOV	1	0	8	8	5	10	4	12	11	44	0	0	3	18	3	21	2	16	0	0	37	129
DEC	1	0	8	8	6	12	5	15	6	24	3	15	1	6	0	0	0	0	0	0	30	80
YEAR	10	0	19	19	23	46	12	36	31	124	6	30	5	30	3	21	2	16	0	0	111	322

* 1975 CHINOOK BOAT SUCCESS LEVEL *

STATISTICAL AREA : 20

	CATCH PER BOAT DAY																					
	0		1		2		3		4		5		6		7		8		9 PLUS		TOTAL	
	# OF BOAT DAYS	# OF FISH	# OF BOAT DAYS	# OF FISH	# OF BOAT DAYS	# OF FISH	# OF BOAT DAYS	# OF FISH	# OF BOAT DAYS	# OF FISH	# OF BOAT DAYS	# OF FISH	# OF BOAT DAYS	# OF FISH	# OF BOAT DAYS	# OF FISH	# OF BOAT DAYS	# OF FISH	# OF BOAT DAYS	# OF FISH	# OF BOAT DAYS	# OF FISH
JAN	0	0	0	0	0	0	0	0	0	0	0	0	0	0	0	0	0	0	0	0	0	0
FEB	0	0	0	0	0	0	0	0	0	0	0	0	0	0	0	0	0	0	0	0	0	0
MAR	0	0	0	0	0	0	0	0	0	0	0	0	0	0	0	0	0	0	0	0	0	0
APR	0	0	0	0	0	0	0	0	0	0	0	0	0	0	0	0	0	0	0	0	0	0
MAY	0	0	0	0	0	0	0	0	0	0	0	0	0	0	0	0	0	0	0	0	0	0
JUN	0	0	0	0	0	0	0	0	0	0	0	0	0	0	0	0	0	0	0	0	0	0
JUL	0	0	0	0	0	0	0	0	0	0	0	0	0	0	0	0	0	0	0	0	0	0
AUG	1	0	0	0	0	0	0	0	0	0	0	0	0	0	0	0	0	0	0	0	1	0
SEP	0	0	0	0	0	0	0	0	0	0	0	0	0	0	0	0	0	0	0	0	0	0
OCT	1	0	0	0	0	0	0	0	0	0	0	0	0	0	0	0	1	8	0	0	2	8
NOV	0	0	0	0	0	0	0	0	0	0	0	0	0	0	0	0	0	0	0	0	0	0
DEC	0	0	0	0	0	0	0	0	0	0	0	0	0	0	0	0	0	0	0	0	0	0
YEAR	2	0	0	0	0	0	0	0	0	0	0	0	0	0	0	0	1	8	0	0	3	8

* 1975 CHINOOK BOAT SUCCESS LEVEL *

STATISTICAL AREA : 28

	CATCH PER BOAT DAY																					
	0		1		2		3		4		5		6		7		8		9 PLUS		TOTAL	
	# OF BOAT DAYS	# OF FISH	# OF BOAT DAYS	# OF FISH	# OF BOAT DAYS	# OF FISH	# OF BOAT DAYS	# OF FISH	# OF BOAT DAYS	# OF FISH	# OF BOAT DAYS	# OF FISH	# OF BOAT DAYS	# OF FISH	# OF BOAT DAYS	# OF FISH	# OF BOAT DAYS	# OF FISH	# OF BOAT DAYS	# OF FISH	# OF BOAT DAYS	# OF FISH
JAN	0	0	0	0	0	0	0	0	0	0	0	0	0	0	0	0	0	0	0	0	0	0
FEB	0	0	0	0	0	0	0	0	0	0	0	0	0	0	0	0	0	0	0	0	0	0
MAR	0	0	0	0	0	0	0	0	0	0	0	0	0	0	0	0	0	0	0	0	0	0
APR	1	0	0	0	0	0	0	0	0	0	0	0	0	0	0	0	0	0	0	0	1	0
MAY	1	0	2	2	2	4	0	0	1	4	0	0	0	0	0	0	0	0	0	0	6	10
JUN	0	0	1	1	0	0	0	0	0	0	0	0	0	0	0	0	0	0	0	0	1	1
JUL	5	0	3	3	1	2	2	6	0	0	0	0	0	0	0	0	0	0	0	0	11	11
AUG	19	0	13	13	6	12	3	9	1	4	0	0	0	0	0	0	0	0	0	0	42	38
SEP	41	0	6	6	1	2	1	3	0	0	0	0	1	6	0	0	0	0	0	0	50	17
OCT	6	0	2	2	0	0	1	3	0	0	1	5	0	0	0	0	0	0	0	0	10	10
NOV	0	0	1	1	1	2	0	0	0	0	0	0	0	0	0	0	0	0	0	0	2	3
DEC	0	0	0	0	1	2	1	3	1	4	0	0	1	6	0	0	0	0	1	10	5	25
YEAR	73	0	28	28	12	24	8	24	3	12	1	5	2	12	0	0	0	0	1	10	128	115

* 1975 CHINOOK BOAT SUCCESS LEVEL *

STATISTICAL AREA : 29

	CATCH PER BOAT DAY																					
	0		1		2		3		4		5		6		7		8		9 PLUS		TOTAL	
	# OF BOAT DAYS	# OF FISH	# OF BOAT DAYS	# OF FISH	# OF BOAT DAYS	# OF FISH	# OF BOAT DAYS	# OF FISH	# OF BOAT DAYS	# OF FISH	# OF BOAT DAYS	# OF FISH	# OF BOAT DAYS	# OF FISH	# OF BOAT DAYS	# OF FISH	# OF BOAT DAYS	# OF FISH	# OF BOAT DAYS	# OF FISH	# OF BOAT DAYS	# OF FISH
JAN	0	0	0	0	0	0	0	0	0	0	0	0	0	0	0	0	0	0	0	0	0	0
FEB	0	0	0	0	0	0	0	0	0	0	0	0	0	0	0	0	0	0	0	0	0	0
MAR	0	0	0	0	0	0	0	0	0	0	0	0	0	0	0	0	0	0	0	0	0	0
APR	0	0	0	0	0	0	0	0	0	0	0	0	0	0	0	0	0	0	0	0	0	0
MAY	0	0	0	0	0	0	0	0	0	0	0	0	0	0	0	0	0	0	0	0	0	0
JUN	0	0	0	0	0	0	0	0	0	0	0	0	0	0	0	0	0	0	0	0	0	0
JUL	0	0	0	0	0	0	0	0	0	0	0	0	0	0	0	0	0	0	0	0	0	0
AUG	18	0	3	3	5	10	0	0	0	0	0	0	0	0	0	0	0	0	0	0	26	13
SEP	18	0	8	8	5	10	0	0	1	4	0	0	0	0	0	0	0	0	0	0	32	22
OCT	5	0	0	0	1	2	0	0	1	4	0	0	0	0	0	0	0	0	0	0	7	6
NOV	1	0	0	0	0	0	0	0	0	0	1	5	0	0	0	0	0	0	1	9	3	14
DEC	0	0	0	0	0	0	1	3	1	4	3	15	0	0	0	0	1	8	0	0	6	30
YEAR	42	0	11	11	11	22	1	3	3	12	4	20	0	0	0	0	1	8	1	9	74	85

* 1975 CHINOOK BOAT SUCCESS LEVEL *

STATISTICAL AREA : 13 & 14

	CATCH PER BOAT DAY																					
	0		1		2		3		4		5		6		7		8		9 PLUS		TOTAL	
	# OF BOAT DAYS	# OF FISH	# OF BOAT DAYS	# OF FISH	# OF BOAT DAYS	# OF FISH	# OF BOAT DAYS	# OF FISH	# OF BOAT DAYS	# OF FISH	# OF BOAT DAYS	# OF FISH	# OF BOAT DAYS	# OF FISH	# OF BOAT DAYS	# OF FISH	# OF BOAT DAYS	# OF FISH	# OF BOAT DAYS	# OF FISH	# OF BOAT DAYS	# OF FISH
JAN	0	0	0	0	0	0	0	0	0	0	0	0	0	0	0	0	0	0	0	0	0	0
FEB	0	0	0	0	0	0	0	0	0	0	0	0	0	0	0	0	0	0	0	0	0	0
MAR	0	0	0	0	0	0	0	0	0	0	0	0	0	0	0	0	0	0	0	0	0	0
APR	0	0	0	0	0	0	0	0	0	0	0	0	0	0	0	0	0	0	0	0	0	0
MAY	0	0	0	0	0	0	0	0	0	0	0	0	0	0	0	0	0	0	0	0	0	0
JUN	0	0	0	0	0	0	0	0	0	0	0	0	0	0	0	0	0	0	0	0	0	0
JUL	0	0	0	0	0	0	0	0	0	0	0	0	0	0	0	0	0	0	0	0	0	0
AUG	150	0	60	60	28	56	17	51	6	24	1	5	1	6	0	0	0	0	0	0	263	202
SEP	108	0	29	29	19	38	4	12	4	16	1	5	2	12	0	0	0	0	0	0	167	112
OCT	5	0	0	0	0	0	0	0	0	0	0	0	0	0	0	0	0	0	0	0	5	0
NOV	3	0	0	0	0	0	0	0	0	0	0	0	0	0	0	0	0	0	0	0	3	0
DEC	3	0	0	0	0	0	0	0	0	0	0	0	0	0	0	0	0	0	0	0	3	0
YEAR	269	0	89	89	47	94	21	63	10	40	2	10	3	18	0	0	0	0	0	0	441	314

* 1975 CHINOOK BOAT SUCCESS LEVEL *

STATISTICAL AREA : 15 & 16

	CATCH PER BOAT DAY																					
	0		1		2		3		4		5		6		7		8		9 PLUS		TOTAL	
	# OF BOAT DAYS	# OF FISH	# OF BOAT DAYS	# OF FISH	# OF BOAT DAYS	# OF FISH	# OF BOAT DAYS	# OF FISH	# OF BOAT DAYS	# OF FISH	# OF BOAT DAYS	# OF FISH	# OF BOAT DAYS	# OF FISH	# OF BOAT DAYS	# OF FISH	# OF BOAT DAYS	# OF FISH	# OF BOAT DAYS	# OF FISH	# OF BOAT DAYS	# OF FISH
JAN	0	0	0	0	0	0	0	0	0	0	0	0	0	0	0	0	0	0	0	0	0	0
FEB	0	0	0	0	0	0	0	0	0	0	0	0	0	0	0	0	0	0	0	0	0	0
MAR	0	0	0	0	0	0	0	0	0	0	0	0	0	0	0	0	0	0	0	0	0	0
APR	0	0	0	0	0	0	0	0	0	0	0	0	0	0	0	0	0	0	0	0	0	0
MAY	0	0	0	0	0	0	0	0	0	0	0	0	0	0	0	0	0	0	0	0	0	0
JUN	0	0	0	0	0	0	0	0	0	0	0	0	0	0	0	0	0	0	0	0	0	0
JUL	0	0	0	0	0	0	0	0	0	0	0	0	0	0	0	0	0	0	0	0	0	0
AUG	34	0	16	16	3	6	2	6	0	0	0	0	0	0	0	0	0	0	0	0	55	28
SEP	44	0	20	20	7	14	2	6	0	0	1	5	0	0	0	0	0	0	0	0	74	45
OCT	6	0	3	3	3	6	0	0	1	4	0	0	0	0	0	0	0	0	0	0	13	13
NOV	7	0	2	2	5	10	2	6	2	8	0	0	0	0	1	7	0	0	0	0	19	33
DEC	2	0	1	1	5	10	2	6	3	12	2	10	0	0	0	0	0	0	0	0	15	39
YEAR	93	0	42	42	23	46	8	24	6	24	3	15	0	0	1	7	0	0	0	0	176	158

* 1975 CHINOOK BOAT SUCCESS LEVEL *

STATISTICAL AREA : 19 & 20

	CATCH PER BOAT DAY																					
	0		1		2		3		4		5		6		7		8		9 PLUS		TOTAL	
	# OF BOAT DAYS	# OF FISH	# OF BOAT DAYS	# OF FISH	# OF BOAT DAYS	# OF FISH	# OF BOAT DAYS	# OF FISH	# OF BOAT DAYS	# OF FISH	# OF BOAT DAYS	# OF FISH	# OF BOAT DAYS	# OF FISH	# OF BOAT DAYS	# OF FISH	# OF BOAT DAYS	# OF FISH	# OF BOAT DAYS	# OF FISH	# OF BOAT DAYS	# OF FISH
JAN	0	0	0	0	0	0	0	0	0	0	0	0	0	0	0	0	0	0	0	0	0	0
FEB	0	0	0	0	0	0	0	0	0	0	0	0	0	0	0	0	0	0	0	0	0	0
MAR	0	0	0	0	0	0	0	0	0	0	0	0	0	0	0	0	0	0	0	0	0	0
APR	0	0	0	0	0	0	0	0	0	0	0	0	0	0	0	0	0	0	0	0	0	0
MAY	0	0	0	0	0	0	0	0	0	0	0	0	0	0	0	0	0	0	0	0	0	0
JUN	0	0	0	0	0	0	0	0	0	0	0	0	0	0	0	0	0	0	0	0	0	0
JUL	0	0	0	0	0	0	0	0	0	0	0	0	0	0	0	0	0	0	0	0	0	0
AUG	1	0	0	0	1	2	0	0	0	0	0	0	0	0	0	0	0	0	0	0	2	2
SEP	3	0	1	1	5	10	1	3	7	28	3	15	0	0	0	0	0	0	0	0	20	57
OCT	4	0	2	2	6	12	2	6	7	28	0	0	1	6	0	0	0	0	0	0	22	54
NOV	1	0	8	8	5	10	4	12	11	44	0	0	3	18	3	21	2	16	0	0	37	129
DEC	1	0	8	8	6	12	5	15	6	24	3	15	1	6	0	0	0	0	0	0	30	80
YEAR	10	0	19	19	23	46	12	36	31	124	6	30	5	30	3	21	2	16	0	0	111	322

* 1975 CHINOOK BOAT SUCCESS LEVEL *

STATISTICAL AREA : 28 & 29

	CATCH PER BOAT DAY																					
	0		1		2		3		4		5		6		7		8		9 PLUS		TOTAL	
	# OF BOAT DAYS	# OF FISH	# OF BOAT DAYS	# OF FISH	# OF BOAT DAYS	# OF FISH	# OF BOAT DAYS	# OF FISH	# OF BOAT DAYS	# OF FISH	# OF BOAT DAYS	# OF FISH	# OF BOAT DAYS	# OF FISH	# OF BOAT DAYS	# OF FISH	# OF BOAT DAYS	# OF FISH	# OF BOAT DAYS	# OF FISH	# OF BOAT DAYS	# OF FISH
JAN	0	0	0	0	0	0	0	0	0	0	0	0	0	0	0	0	0	0	0	0	0	0
FEB	0	0	0	0	0	0	0	0	0	0	0	0	0	0	0	0	0	0	0	0	0	0
MAR	0	0	0	0	0	0	0	0	0	0	0	0	0	0	0	0	0	0	0	0	0	0
APR	1	0	0	0	0	0	0	0	0	0	0	0	0	0	0	0	0	0	0	0	1	0
MAY	1	0	2	2	2	4	0	0	1	4	0	0	0	0	0	0	0	0	0	0	6	10
JUN	0	0	1	1	0	0	0	0	0	0	0	0	0	0	0	0	0	0	0	0	1	1
JUL	5	0	3	3	1	2	2	6	0	0	0	0	0	0	0	0	0	0	0	0	11	11
AUG	38	0	16	16	11	22	3	9	1	4	0	0	0	0	0	0	0	0	0	0	69	51
SEP	59	0	14	14	6	12	1	3	1	4	0	0	1	6	0	0	0	0	0	0	82	39
OCT	12	0	2	2	1	2	1	3	1	4	1	5	0	0	0	0	1	8	0	0	19	24
NOV	1	0	1	1	1	2	0	0	0	0	1	5	0	0	0	0	0	0	1	9	5	17
DEC	0	0	0	0	1	2	2	6	2	8	3	15	1	6	0	0	1	8	1	10	11	55
YEAR	117	0	39	39	23	46	9	27	6	24	5	25	2	12	0	0	2	16	2	19	205	208

* 1975 CHINOOK BOAT SUCCESS LEVEL *

STATISTICAL AREA : ALL

	CATCH PER BOAT DAY																					
	0		1		2		3		4		5		6		7		8		9 PLUS		TOTAL	
	# OF BOAT DAYS	# OF FISH	# OF BOAT DAYS	# OF FISH	# OF BOAT DAYS	# OF FISH	# OF BOAT DAYS	# OF FISH	# OF BOAT DAYS	# OF FISH	# OF BOAT DAYS	# OF FISH	# OF BOAT DAYS	# OF FISH	# OF BOAT DAYS	# OF FISH	# OF BOAT DAYS	# OF FISH	# OF BOAT DAYS	# OF FISH	# OF BOAT DAYS	# OF FISH
JAN	0	0	0	0	0	0	0	0	0	0	0	0	0	0	0	0	0	0	0	0	0	0
FEB	0	0	0	0	0	0	0	0	0	0	0	0	0	0	0	0	0	0	0	0	0	0
MAR	0	0	0	0	0	0	0	0	0	0	0	0	0	0	0	0	0	0	0	0	0	0
APR	1	0	0	0	0	0	0	0	0	0	0	0	0	0	0	0	0	0	0	0	1	0
MAY	1	0	2	2	2	4	0	0	1	4	0	0	0	0	0	0	0	0	0	0	6	10
JUN	0	0	1	1	0	0	0	0	0	0	0	0	0	0	0	0	0	0	0	0	1	1
JUL	5	0	3	3	1	2	2	6	0	0	0	0	0	0	0	0	0	0	0	0	11	11
AUG	252	0	120	120	63	126	34	102	17	68	4	20	2	12	1	7	4	32	0	0	497	487
SEP	246	0	94	94	55	110	16	48	15	60	6	30	4	24	2	14	1	8	0	0	439	388
OCT	33	0	14	14	15	30	8	24	11	44	6	30	4	24	2	14	2	16	2	22	97	218
NOV	17	0	19	19	20	40	13	39	17	68	5	25	4	24	5	35	2	16	1	9	103	275
DEC	15	0	15	15	23	46	15	45	26	104	10	50	4	24	1	7	2	16	2	20	113	327
YEAR	570	0	268	268	179	358	88	264	87	348	31	155	18	108	11	77	11	88	5	51	1268	1717

* 1975 COMBINED BOAT SUCCESS LEVEL *

STATISTICAL AREA : 13

	CATCH PER BOAT DAY																					
	0		1		2		3		4		5		6		7		8		9 PLUS		TOTAL	
	# OF BOAT DAYS	# OF FISH	# OF BOAT DAYS	# OF FISH	# OF BOAT DAYS	# OF FISH	# OF BOAT DAYS	# OF FISH	# OF BOAT DAYS	# OF FISH	# OF BOAT DAYS	# OF FISH	# OF BOAT DAYS	# OF FISH	# OF BOAT DAYS	# OF FISH	# OF BOAT DAYS	# OF FISH	# OF BOAT DAYS	# OF FISH	# OF BOAT DAYS	# OF FISH
JAN	0	0	0	0	0	0	0	0	0	0	0	0	0	0	0	0	0	0	0	0	0	0
FEB	0	0	0	0	0	0	0	0	0	0	0	0	0	0	0	0	0	0	0	0	0	0
MAR	0	0	0	0	0	0	0	0	0	0	0	0	0	0	0	0	0	0	0	0	0	0
APR	0	0	0	0	0	0	0	0	0	0	0	0	0	0	0	0	0	0	0	0	0	0
MAY	0	0	0	0	0	0	0	0	0	0	0	0	0	0	0	0	0	0	0	0	0	0
JUN	0	0	0	0	0	0	0	0	0	0	0	0	0	0	0	0	0	0	0	0	0	0
JUL	0	0	0	0	0	0	0	0	0	0	0	0	0	0	0	0	0	0	0	0	0	0
AUG	21	0	31	31	19	38	24	72	29	116	10	50	3	18	2	14	3	24	7	85	149	448
SEP	7	0	11	11	11	22	2	6	4	16	1	5	0	0	0	0	3	24	1	11	40	95
OCT	0	0	0	0	0	0	0	0	0	0	0	0	0	0	0	0	0	0	0	0	0	0
NOV	0	0	0	0	0	0	0	0	0	0	0	0	0	0	0	0	0	0	0	0	0	0
DEC	0	0	0	0	0	0	0	0	0	0	0	0	0	0	0	0	0	0	0	0	0	0
YEAR	28	0	42	42	30	60	26	78	33	132	11	55	3	18	2	14	6	48	8	96	189	543

* 1975 COMBINED BOAT SUCCESS LEVEL *

STATISTICAL AREA : 14

	CATCH PER BOAT DAY																					
	0		1		2		3		4		5		6		7		8		9 PLUS		TOTAL	
	# OF BOAT DAYS	# OF FISH	# OF BOAT DAYS	# OF FISH	# OF BOAT DAYS	# OF FISH	# OF BOAT DAYS	# OF FISH	# OF BOAT DAYS	# OF FISH	# OF BOAT DAYS	# OF FISH	# OF BOAT DAYS	# OF FISH	# OF BOAT DAYS	# OF FISH	# OF BOAT DAYS	# OF FISH	# OF BOAT DAYS	# OF FISH	# OF BOAT DAYS	# OF FISH
JAN	0	0	0	0	0	0	0	0	0	0	0	0	0	0	0	0	0	0	0	0	0	0
FEB	0	0	0	0	0	0	0	0	0	0	0	0	0	0	0	0	0	0	0	0	0	0
MAR	0	0	0	0	0	0	0	0	0	0	0	0	0	0	0	0	0	0	0	0	0	0
APR	0	0	0	0	0	0	0	0	0	0	0	0	0	0	0	0	0	0	0	0	0	0
MAY	0	0	0	0	0	0	0	0	0	0	0	0	0	0	0	0	0	0	0	0	0	0
JUN	0	0	0	0	0	0	0	0	0	0	0	0	0	0	0	0	0	0	0	0	0	0
JUL	0	0	0	0	0	0	0	0	0	0	0	0	0	0	0	0	0	0	0	0	0	0
AUG	21	0	23	23	9	18	19	57	20	80	8	40	7	42	1	7	5	40	1	12	114	319
SEP	32	0	27	27	26	52	13	39	11	44	8	40	5	30	1	7	3	24	1	13	127	276
OCT	2	0	0	0	2	4	0	0	0	0	0	0	0	0	1	7	0	0	0	0	5	11
NOV	3	0	0	0	0	0	0	0	0	0	0	0	0	0	0	0	0	0	0	0	3	0
DEC	3	0	0	0	0	0	0	0	0	0	0	0	0	0	0	0	0	0	0	0	3	0
YEAR	61	0	50	50	37	74	32	96	31	124	16	80	12	72	3	21	8	64	2	25	252	606

* 1975 COMBINED BOAT SUCCESS LEVEL *

STATISTICAL AREA : 15

	CATCH PER BOAT DAY																					
	0		1		2		3		4		5		6		7		8		9 PLUS		TOTAL	
	# OF BOAT DAYS	# OF FISH	# OF BOAT DAYS	# OF FISH	# OF BOAT DAYS	# OF FISH	# OF BOAT DAYS	# OF FISH	# OF BOAT DAYS	# OF FISH	# OF BOAT DAYS	# OF FISH	# OF BOAT DAYS	# OF FISH	# OF BOAT DAYS	# OF FISH	# OF BOAT DAYS	# OF FISH	# OF BOAT DAYS	# OF FISH	# OF BOAT DAYS	# OF FISH
JAN	0	0	0	0	0	0	0	0	0	0	0	0	0	0	0	0	0	0	0	0	0	0
FEB	0	0	0	0	0	0	0	0	0	0	0	0	0	0	0	0	0	0	0	0	0	0
MAR	0	0	0	0	0	0	0	0	0	0	0	0	0	0	0	0	0	0	0	0	0	0
APR	0	0	0	0	0	0	0	0	0	0	0	0	0	0	0	0	0	0	0	0	0	0
MAY	0	0	0	0	0	0	0	0	0	0	0	0	0	0	0	0	0	0	0	0	0	0
JUN	0	0	0	0	0	0	0	0	0	0	0	0	0	0	0	0	0	0	0	0	0	0
JUL	0	0	0	0	0	0	0	0	0	0	0	0	0	0	0	0	0	0	0	0	0	0
AUG	1	0	2	2	1	2	0	0	0	0	0	0	0	0	1	7	1	8	0	0	6	19
SEP	0	0	2	2	2	4	3	9	1	4	0	0	0	0	0	0	1	8	0	0	9	27
OCT	0	0	0	0	0	0	0	0	0	0	0	0	0	0	0	0	0	0	0	0	0	0
NOV	0	0	0	0	0	0	0	0	0	0	0	0	0	0	0	0	0	0	0	0	0	0
DEC	1	0	0	0	1	2	1	3	0	0	0	0	0	0	0	0	0	0	0	0	3	5
YEAR	2	0	4	4	4	8	4	12	1	4	0	0	0	0	1	7	2	16	0	0	18	51

* 1975 COMBINED BOAT SUCCESS LEVEL *

STATISTICAL AREA : 16

	CATCH PER BOAT DAY																					
	0		1		2		3		4		5		6		7		8		9 PLUS		TOTAL	
	# OF BOAT DAYS	# OF FISH	# OF BOAT DAYS	# OF FISH	# OF BOAT DAYS	# OF FISH	# OF BOAT DAYS	# OF FISH	# OF BOAT DAYS	# OF FISH	# OF BOAT DAYS	# OF FISH	# OF BOAT DAYS	# OF FISH	# OF BOAT DAYS	# OF FISH	# OF BOAT DAYS	# OF FISH	# OF BOAT DAYS	# OF FISH	# OF BOAT DAYS	# OF FISH
JAN	0	0	0	0	0	0	0	0	0	0	0	0	0	0	0	0	0	0	0	0	0	0
FEB	0	0	0	0	0	0	0	0	0	0	0	0	0	0	0	0	0	0	0	0	0	0
MAR	0	0	0	0	0	0	0	0	0	0	0	0	0	0	0	0	0	0	0	0	0	0
APR	0	0	0	0	0	0	0	0	0	0	0	0	0	0	0	0	0	0	0	0	0	0
MAY	0	0	0	0	0	0	0	0	0	0	0	0	0	0	0	0	0	0	0	0	0	0
JUN	0	0	0	0	0	0	0	0	0	0	0	0	0	0	0	0	0	0	0	0	0	0
JUL	0	0	0	0	0	0	0	0	0	0	0	0	0	0	0	0	0	0	0	0	0	0
AUG	6	0	12	12	7	14	10	30	5	20	3	15	2	12	1	7	2	16	1	10	49	136
SEP	14	0	12	12	14	28	14	42	7	28	1	5	2	12	0	0	1	8	0	0	65	135
OCT	5	0	2	2	2	4	2	6	1	4	1	5	0	0	0	0	0	0	0	0	13	21
NOV	6	0	3	3	4	8	3	9	2	8	0	0	0	0	1	7	0	0	0	0	19	35
DEC	1	0	1	1	4	8	1	3	3	12	2	10	0	0	0	0	0	0	0	0	12	34
YEAR	32	0	30	30	31	62	30	90	18	72	7	35	4	24	2	14	3	24	1	10	158	361

* 1975 COMBINED BOAT SUCCESS LEVEL *

STATISTICAL AREA : 17

	CATCH PER BOAT DAY																					
	0		1		2		3		4		5		6		7		8		9 PLUS		TOTAL	
	# OF BOAT DAYS	# OF FISH	# OF BOAT DAYS	# OF FISH	# OF BOAT DAYS	# OF FISH	# OF BOAT DAYS	# OF FISH	# OF BOAT DAYS	# OF FISH	# OF BOAT DAYS	# OF FISH	# OF BOAT DAYS	# OF FISH	# OF BOAT DAYS	# OF FISH	# OF BOAT DAYS	# OF FISH	# OF BOAT DAYS	# OF FISH	# OF BOAT DAYS	# OF FISH
JAN	0	0	0	0	0	0	0	0	0	0	0	0	0	0	0	0	0	0	0	0	0	0
FEB	0	0	0	0	0	0	0	0	0	0	0	0	0	0	0	0	0	0	0	0	0	0
MAR	0	0	0	0	0	0	0	0	0	0	0	0	0	0	0	0	0	0	0	0	0	0
APR	0	0	0	0	0	0	0	0	0	0	0	0	0	0	0	0	0	0	0	0	0	0
MAY	0	0	0	0	0	0	0	0	0	0	0	0	0	0	0	0	0	0	0	0	0	0
JUN	0	0	0	0	0	0	0	0	0	0	0	0	0	0	0	0	0	0	0	0	0	0
JUL	0	0	0	0	0	0	0	0	0	0	0	0	0	0	0	0	0	0	0	0	0	0
AUG	13	0	15	15	8	16	5	15	5	20	2	10	4	24	1	7	1	8	3	36	57	151
SEP	9	0	13	13	4	8	2	6	3	12	1	5	0	0	2	14	1	8	0	0	35	66
OCT	2	0	1	1	0	0	0	0	0	0	0	0	0	0	2	14	0	0	0	0	5	15
NOV	2	0	2	2	2	4	1	3	0	0	2	10	0	0	0	0	0	0	0	0	9	19
DEC	1	0	3	3	3	6	0	0	0	0	0	0	2	12	0	0	1	8	1	10	11	39
YEAR	27	0	34	34	17	34	8	24	8	32	5	25	6	36	5	35	3	24	4	46	117	290

* 1975 COMBINED BOAT SUCCESS LEVEL *

STATISTICAL AREA : 18

	CATCH PER BOAT DAY																					
	0		1		2		3		4		5		6		7		8		9 PLUS		TOTAL	
	# OF BOAT DAYS	# OF FISH	# OF BOAT DAYS	# OF FISH	# OF BOAT DAYS	# OF FISH	# OF BOAT DAYS	# OF FISH	# OF BOAT DAYS	# OF FISH	# OF BOAT DAYS	# OF FISH	# OF BOAT DAYS	# OF FISH	# OF BOAT DAYS	# OF FISH	# OF BOAT DAYS	# OF FISH	# OF BOAT DAYS	# OF FISH	# OF BOAT DAYS	# OF FISH
JAN	0	0	0	0	0	0	0	0	0	0	0	0	0	0	0	0	0	0	0	0	0	0
FEB	0	0	0	0	0	0	0	0	0	0	0	0	0	0	0	0	0	0	0	0	0	0
MAR	0	0	0	0	0	0	0	0	0	0	0	0	0	0	0	0	0	0	0	0	0	0
APR	0	0	0	0	0	0	0	0	0	0	0	0	0	0	0	0	0	0	0	0	0	0
MAY	0	0	0	0	0	0	0	0	0	0	0	0	0	0	0	0	0	0	0	0	0	0
JUN	0	0	0	0	0	0	0	0	0	0	0	0	0	0	0	0	0	0	0	0	0	0
JUL	0	0	0	0	0	0	0	0	0	0	0	0	0	0	0	0	0	0	0	0	0	0
AUG	4	0	15	15	7	14	8	24	8	32	1	5	1	6	0	0	5	40	2	19	51	155
SEP	8	0	19	19	18	36	2	6	5	20	3	15	2	12	1	7	3	24	0	0	61	139
OCT	0	0	2	2	4	8	8	24	4	16	1	5	2	12	2	14	5	40	5	53	33	174
NDV	1	0	2	2	1	2	4	12	8	32	2	10	1	6	2	14	8	64	1	12	30	154
DEC	0	0	1	1	3	6	1	3	18	72	4	20	2	12	1	7	10	80	3	36	43	237
YEAR	13	0	39	39	33	66	23	69	43	172	11	55	8	48	6	42	31	248	11	120	218	859

* 1975 COMBINED BOAT SUCCESS LEVEL *

STATISTICAL AREA : 19

	CATCH PER BOAT DAY																					
	0		1		2		3		4		5		6		7		8		9 PLUS		TOTAL	
	# OF BOAT DAYS	# OF FISH	# OF BOAT DAYS	# OF FISH	# OF BOAT DAYS	# OF FISH	# OF BOAT DAYS	# OF FISH	# OF BOAT DAYS	# OF FISH	# OF BOAT DAYS	# OF FISH	# OF BOAT DAYS	# OF FISH	# OF BOAT DAYS	# OF FISH	# OF BOAT DAYS	# OF FISH	# OF BOAT DAYS	# OF FISH	# OF BOAT DAYS	# OF FISH
JAN	0	0	0	0	0	0	0	0	0	0	0	0	0	0	0	0	0	0	0	0	0	0
FEB	0	0	0	0	0	0	0	0	0	0	0	0	0	0	0	0	0	0	0	0	0	0
MAR	0	0	0	0	0	0	0	0	0	0	0	0	0	0	0	0	0	0	0	0	0	0
APR	0	0	0	0	0	0	0	0	0	0	0	0	0	0	0	0	0	0	0	0	0	0
MAY	0	0	0	0	0	0	0	0	0	0	0	0	0	0	0	0	0	0	0	0	0	0
JUN	0	0	0	0	0	0	0	0	0	0	0	0	0	0	0	0	0	0	0	0	0	0
JUL	0	0	0	0	0	0	0	0	0	0	0	0	0	0	0	0	0	0	0	0	0	0
AUG	0	0	1	1	1	2	0	0	0	0	0	0	0	0	0	0	0	0	0	0	2	3
SEP	3	0	1	1	5	10	1	3	6	24	4	20	0	0	0	0	0	0	0	0	20	58
OCT	4	0	2	2	4	8	1	3	9	36	0	0	0	0	0	0	2	16	0	0	22	65
NOV	1	0	7	7	4	8	2	6	13	52	0	0	1	6	4	28	3	24	2	21	37	152
DEC	1	0	8	8	5	10	2	6	10	40	0	0	0	0	1	7	3	24	0	0	30	95
YEAR	9	0	19	19	19	38	6	18	38	152	4	20	1	6	5	35	8	64	2	21	111	373

* 1975 COMBINED BOAT SUCCESS LEVEL *

STATISTICAL AREA : 20

	CATCH PER BOAT DAY																					
	0		1		2		3		4		5		6		7		8		9 PLUS		TOTAL	
	# OF BOAT DAYS	# OF FISH	# OF BOAT DAYS	# OF FISH	# OF BOAT DAYS	# OF FISH	# OF BOAT DAYS	# OF FISH	# OF BOAT DAYS	# OF FISH	# OF BOAT DAYS	# OF FISH	# OF BOAT DAYS	# OF FISH	# OF BOAT DAYS	# OF FISH	# OF BOAT DAYS	# OF FISH	# OF BOAT DAYS	# OF FISH	# OF BOAT DAYS	# OF FISH
JAN	0	0	0	0	0	0	0	0	0	0	0	0	0	0	0	0	0	0	0	0	0	0
FEB	0	0	0	0	0	0	0	0	0	0	0	0	0	0	0	0	0	0	0	0	0	0
MAR	0	0	0	0	0	0	0	0	0	0	0	0	0	0	0	0	0	0	0	0	0	0
APR	0	0	0	0	0	0	0	0	0	0	0	0	0	0	0	0	0	0	0	0	0	0
MAY	0	0	0	0	0	0	0	0	0	0	0	0	0	0	0	0	0	0	0	0	0	0
JUN	0	0	0	0	0	0	0	0	0	0	0	0	0	0	0	0	0	0	0	0	0	0
JUL	0	0	0	0	0	0	0	0	0	0	0	0	0	0	0	0	0	0	0	0	0	0
AUG	1	0	0	0	0	0	0	0	0	0	0	0	0	0	0	0	0	0	0	0	1	0
SEP	0	0	0	0	0	0	0	0	0	0	0	0	0	0	0	0	0	0	0	0	0	0
OCT	1	0	0	0	0	0	0	0	0	0	0	0	0	0	1	8	0	0	0	0	2	8
NOV	0	0	0	0	0	0	0	0	0	0	0	0	0	0	0	0	0	0	0	0	0	0
DEC	0	0	0	0	0	0	0	0	0	0	0	0	0	0	0	0	0	0	0	0	0	0
YEAR	2	0	0	0	0	0	0	0	0	0	0	0	0	0	1	8	0	0	0	0	3	8

* 1975 COMBINED BOAT SUCCESS LEVEL *

STATISTICAL AREA : 28

	CATCH PER BOAT DAY																					
	0		1		2		3		4		5		6		7		8		9 PLUS		TOTAL	
	# OF BOAT DAYS	# OF FISH	# OF BOAT DAYS	# OF FISH	# OF BOAT DAYS	# OF FISH	# OF BOAT DAYS	# OF FISH	# OF BOAT DAYS	# OF FISH	# OF BOAT DAYS	# OF FISH	# OF BOAT DAYS	# OF FISH	# OF BOAT DAYS	# OF FISH	# OF BOAT DAYS	# OF FISH	# OF BOAT DAYS	# OF FISH	# OF BOAT DAYS	# OF FISH
JAN	0	0	0	0	0	0	0	0	0	0	0	0	0	0	0	0	0	0	0	0	0	0
FEB	0	0	0	0	0	0	0	0	0	0	0	0	0	0	0	0	0	0	0	0	0	0
MAR	0	0	0	0	0	0	0	0	0	0	0	0	0	0	0	0	0	0	0	0	0	0
APR	1	0	0	0	0	0	0	0	0	0	0	0	0	0	0	0	0	0	0	0	0	1
MAY	1	0	2	2	1	2	1	3	1	4	0	0	0	0	0	0	0	0	0	0	0	6
JUN	0	0	0	0	1	2	0	0	0	0	0	0	0	0	0	0	0	0	0	0	0	1
JUL	5	0	3	3	1	2	0	0	1	4	1	5	0	0	0	0	0	0	0	0	0	11
AUG	10	0	16	16	9	18	4	12	2	8	1	5	0	0	0	0	0	0	0	0	0	42
SEP	23	0	15	15	9	18	1	3	1	4	0	0	1	6	0	0	0	0	0	0	0	50
OCT	5	0	1	1	1	2	1	3	1	4	1	5	0	0	0	0	0	0	0	0	0	10
NOV	0	0	1	1	1	2	0	0	0	0	0	0	0	0	0	0	0	0	0	0	0	2
DEC	0	0	0	0	1	2	1	3	1	4	0	0	1	6	0	0	0	0	0	1	10	5
YEAR	45	0	38	38	24	48	8	24	7	28	3	15	2	12	0	0	0	0	1	10	128	175

* 1975 COMBINED BOAT SUCCESS LEVEL *

STATISTICAL AREA : 29

	CATCH PER BOAT DAY																					
	0		1		2		3		4		5		6		7		8		9 PLUS		TOTAL	
	# OF BOAT DAYS	# OF FISH	# OF BOAT DAYS	# OF FISH	# OF BOAT DAYS	# OF FISH	# OF BOAT DAYS	# OF FISH	# OF BOAT DAYS	# OF FISH	# OF BOAT DAYS	# OF FISH	# OF BOAT DAYS	# OF FISH	# OF BOAT DAYS	# OF FISH	# OF BOAT DAYS	# OF FISH	# OF BOAT DAYS	# OF FISH	# OF BOAT DAYS	# OF FISH
JAN	0	0	0	0	0	0	0	0	0	0	0	0	0	0	0	0	0	0	0	0	0	0
FEB	0	0	0	0	0	0	0	0	0	0	0	0	0	0	0	0	0	0	0	0	0	0
MAR	0	0	0	0	0	0	0	0	0	0	0	0	0	0	0	0	0	0	0	0	0	0
APR	0	0	0	0	0	0	0	0	0	0	0	0	0	0	0	0	0	0	0	0	0	0
MAY	0	0	0	0	0	0	0	0	0	0	0	0	0	0	0	0	0	0	0	0	0	0
JUN	0	0	0	0	0	0	0	0	0	0	0	0	0	0	0	0	0	0	0	0	0	0
JUL	0	0	0	0	0	0	0	0	0	0	0	0	0	0	0	0	0	0	0	0	0	0
AUG	13	0	5	5	3	6	5	15	0	0	0	0	0	0	0	0	0	0	0	0	26	26
SEP	14	0	12	12	5	10	0	0	0	0	0	0	0	0	0	0	1	8	0	0	32	30
OCT	5	0	0	0	1	2	0	0	1	4	0	0	0	0	0	0	0	0	0	0	7	6
NOV	1	0	0	0	0	0	0	0	0	0	1	5	0	0	0	0	0	0	1	9	3	14
DEC	0	0	0	0	0	0	1	3	1	4	3	15	0	0	0	0	1	8	0	0	6	30
YEAR	33	0	17	17	9	18	6	18	2	8	4	20	0	0	0	0	2	16	1	9	74	106

* 1975 COMBINED BOAT SUCCESS LEVEL *

STATISTICAL AREA : 13 & 14

	CATCH PER BOAT DAY																					
	0		1		2		3		4		5		6		7		8		9 PLUS		TOTAL	
	# OF BOAT DAYS	# OF FISH	# OF BOAT DAYS	# OF FISH	# OF BOAT DAYS	# OF FISH	# OF BOAT DAYS	# OF FISH	# OF BOAT DAYS	# OF FISH	# OF BOAT DAYS	# OF FISH	# OF BOAT DAYS	# OF FISH	# OF BOAT DAYS	# OF FISH	# OF BOAT DAYS	# OF FISH	# OF BOAT DAYS	# OF FISH	# OF BOAT DAYS	# OF FISH
JAN	0	0	0	0	0	0	0	0	0	0	0	0	0	0	0	0	0	0	0	0	0	0
FEB	0	0	0	0	0	0	0	0	0	0	0	0	0	0	0	0	0	0	0	0	0	0
MAR	0	0	0	0	0	0	0	0	0	0	0	0	0	0	0	0	0	0	0	0	0	0
APR	0	0	0	0	0	0	0	0	0	0	0	0	0	0	0	0	0	0	0	0	0	0
MAY	0	0	0	0	0	0	0	0	0	0	0	0	0	0	0	0	0	0	0	0	0	0
JUN	0	0	0	0	0	0	0	0	0	0	0	0	0	0	0	0	0	0	0	0	0	0
JUL	0	0	0	0	0	0	0	0	0	0	0	0	0	0	0	0	0	0	0	0	0	0
AUG	42	0	54	54	28	56	43	129	49	196	18	90	10	60	3	21	8	64	8	97	263	767
SEP	39	0	38	38	37	74	15	45	15	60	9	45	5	30	1	7	6	48	2	24	167	371
OCT	2	0	0	0	2	4	0	0	0	0	0	0	0	0	1	7	0	0	0	0	5	11
NOV	3	0	0	0	0	0	0	0	0	0	0	0	0	0	0	0	0	0	0	0	3	0
DEC	3	0	0	0	0	0	0	0	0	0	0	0	0	0	0	0	0	0	0	0	3	0
YEAR	89	0	92	92	67	134	58	174	64	256	27	135	15	90	5	35	14	112	10	121	441	1149

* 1975 COMBINED BOAT SUCCESS LEVEL *

STATISTICAL AREA : 15 & 16

	CATCH PER BOAT DAY																					
	0		1		2		3		4		5		6		7		8		9 PLUS		TOTAL	
	# OF BOAT DAYS	# OF FISH	# OF BOAT DAYS	# OF FISH	# OF BOAT DAYS	# OF FISH	# OF BOAT DAYS	# OF FISH	# OF BOAT DAYS	# OF FISH	# OF BOAT DAYS	# OF FISH	# OF BOAT DAYS	# OF FISH	# OF BOAT DAYS	# OF FISH	# OF BOAT DAYS	# OF FISH	# OF BOAT DAYS	# OF FISH	# OF BOAT DAYS	# OF FISH
JAN	0	0	0	0	0	0	0	0	0	0	0	0	0	0	0	0	0	0	0	0	0	0
FEB	0	0	0	0	0	0	0	0	0	0	0	0	0	0	0	0	0	0	0	0	0	0
MAR	0	0	0	0	0	0	0	0	0	0	0	0	0	0	0	0	0	0	0	0	0	0
APR	0	0	0	0	0	0	0	0	0	0	0	0	0	0	0	0	0	0	0	0	0	0
MAY	0	0	0	0	0	0	0	0	0	0	0	0	0	0	0	0	0	0	0	0	0	0
JUN	0	0	0	0	0	0	0	0	0	0	0	0	0	0	0	0	0	0	0	0	0	0
JUL	0	0	0	0	0	0	0	0	0	0	0	0	0	0	0	0	0	0	0	0	0	0
AUG	7	0	14	14	8	16	10	30	5	20	3	15	2	12	2	14	3	24	1	10	55	155
SEP	14	0	14	14	16	32	17	51	8	32	1	5	2	12	0	0	2	16	0	0	74	162
OCT	5	0	2	2	2	4	2	6	1	4	1	5	0	0	0	0	0	0	0	0	13	21
NOV	6	0	3	3	4	8	3	9	2	8	0	0	0	0	1	7	0	0	0	0	19	35
DEC	2	0	1	1	5	10	2	6	3	12	2	10	0	0	0	0	0	0	0	0	15	39
YEAR	34	0	34	34	35	70	34	102	19	76	7	35	4	24	3	21	5	40	1	10	176	412

	CATCH PER BOAT DAY																					
	0		1		2		3		4		5		6		7		8		9 PLUS		TOTAL	
	# OF BOAT DAYS	# OF FISH	# OF BOAT DAYS	# OF FISH	# OF BOAT DAYS	# OF FISH	# OF BOAT DAYS	# OF FISH	# OF BOAT DAYS	# OF FISH	# OF BOAT DAYS	# OF FISH	# OF BOAT DAYS	# OF FISH	# OF BOAT DAYS	# OF FISH	# OF BOAT DAYS	# OF FISH	# OF BOAT DAYS	# OF FISH	# OF BOAT DAYS	# OF FISH
JAN	0	0	0	0	0	0	0	0	0	0	0	0	0	0	0	0	0	0	0	0	0	0
FEB	0	0	0	0	0	0	0	0	0	0	0	0	0	0	0	0	0	0	0	0	0	0
MAR	0	0	0	0	0	0	0	0	0	0	0	0	0	0	0	0	0	0	0	0	0	0
APR	0	0	0	0	0	0	0	0	0	0	0	0	0	0	0	0	0	0	0	0	0	0
MAY	0	0	0	0	0	0	0	0	0	0	0	0	0	0	0	0	0	0	0	0	0	0
JUN	0	0	0	0	0	0	0	0	0	0	0	0	0	0	0	0	0	0	0	0	0	0
JUL	0	0	0	0	0	0	0	0	0	0	0	0	0	0	0	0	0	0	0	0	0	0
AUG	0	0	1	1	1	2	0	0	0	0	0	0	0	0	0	0	0	0	0	0	0	3
SEP	3	0	1	1	5	10	1	3	6	24	4	20	0	0	0	0	0	0	0	0	0	58
OCT	4	0	2	2	4	8	1	3	9	36	0	0	0	0	0	0	2	16	0	0	0	65
NOV	1	0	7	7	4	8	2	6	13	52	0	0	1	6	4	28	3	24	2	21	0	152
DEC	1	0	8	8	5	10	2	6	10	40	0	0	0	0	1	7	3	24	0	0	0	95
YEAR	9	0	19	19	19	38	6	18	38	152	4	20	1	6	5	35	8	64	2	21	111	373

* 1975 COMBINED BOAT SUCCESS LEVEL *

STATISTICAL AREA : 28 & 29

	CATCH PER BOAT DAY																					
	0		1		2		3		4		5		6		7		8		9 PLUS		TOTAL	
	# OF BOAT DAYS	# OF FISH	# OF BOAT DAYS	# OF FISH	# OF BOAT DAYS	# OF FISH	# OF BOAT DAYS	# OF FISH	# OF BOAT DAYS	# OF FISH	# OF BOAT DAYS	# OF FISH	# OF BOAT DAYS	# OF FISH	# OF BOAT DAYS	# OF FISH	# OF BOAT DAYS	# OF FISH	# OF BOAT DAYS	# OF FISH	# OF BOAT DAYS	# OF FISH
JAN	0	0	0	0	0	0	0	0	0	0	0	0	0	0	0	0	0	0	0	0	0	0
FEB	0	0	0	0	0	0	0	0	0	0	0	0	0	0	0	0	0	0	0	0	0	0
MAR	0	0	0	0	0	0	0	0	0	0	0	0	0	0	0	0	0	0	0	0	0	0
APR	1	0	0	0	0	0	0	0	0	0	0	0	0	0	0	0	0	0	0	0	1	0
MAY	1	0	2	2	1	2	1	3	1	4	0	0	0	0	0	0	0	0	0	0	6	11
JUN	0	0	0	0	1	2	0	0	0	0	0	0	0	0	0	0	0	0	0	0	1	2
JUL	5	0	3	3	1	2	0	0	1	4	1	5	0	0	0	0	0	0	0	0	11	14
AUG	24	0	21	21	12	24	9	27	2	8	1	5	0	0	0	0	0	0	0	0	69	85
SEP	37	0	27	27	14	28	1	3	1	4	0	0	1	6	0	0	1	8	0	0	82	76
OCT	11	0	1	1	2	4	1	3	2	8	1	5	0	0	0	0	1	8	0	0	19	29
NOV	1	0	1	1	1	2	0	0	0	0	1	5	0	0	0	0	0	0	1	9	5	17
DEC	0	0	0	0	1	2	2	6	2	8	3	15	1	6	0	0	1	8	1	10	11	55
YEAR	80	0	55	55	33	66	14	42	9	36	7	35	2	12	0	0	3	24	2	19	205	289

* 1975 COMBINED BOAT SUCCESS LEVEL *

STATISTICAL AREA : ALL

	CATCH PER BOAT DAY																					
	0		1		2		3		4		5		6		7		8		9 PLUS		TOTAL	
	# OF BOAT DAYS	# OF FISH	# OF BOAT DAYS	# OF FISH	# OF BOAT DAYS	# OF FISH	# OF BOAT DAYS	# OF FISH	# OF BOAT DAYS	# OF FISH	# OF BOAT DAYS	# OF FISH	# OF BOAT DAYS	# OF FISH	# OF BOAT DAYS	# OF FISH	# OF BOAT DAYS	# OF FISH	# OF BOAT DAYS	# OF FISH	# OF BOAT DAYS	# OF FISH
JAN	0	0	0	0	0	0	0	0	0	0	0	0	0	0	0	0	0	0	0	0	0	0
FEB	0	0	0	0	0	0	0	0	0	0	0	0	0	0	0	0	0	0	0	0	0	0
MAR	0	0	0	0	0	0	0	0	0	0	0	0	0	0	0	0	0	0	0	0	0	0
APR	1	0	0	0	0	0	0	0	0	0	0	0	0	0	0	0	0	0	0	0	0	1
MAY	1	0	2	2	1	2	1	3	1	4	0	0	0	0	0	0	0	0	0	0	0	6
JUN	0	0	0	0	1	2	0	0	0	0	0	0	0	0	0	0	0	0	0	0	0	1
JUL	5	0	3	3	1	2	0	0	1	4	1	5	0	0	0	0	0	0	0	0	0	11
AUG	90	0	120	120	64	128	75	225	69	276	25	125	17	102	6	42	17	136	14	162	497	1316
SEP	110	0	112	112	94	188	38	114	38	152	18	90	10	60	4	28	13	104	2	24	439	872
OCT	24	0	8	8	14	28	12	36	16	64	3	15	2	12	5	35	8	64	5	53	97	315
NOV	14	0	15	15	12	24	10	30	23	92	5	25	2	12	7	49	11	88	4	42	103	377
DEC	7	0	13	13	17	34	7	21	33	132	9	45	5	30	2	14	15	120	5	56	113	465
YEAR	252	0	273	273	204	408	143	429	181	724	61	305	36	216	24	168	64	512	30	337	1268	3372

* 1976 COHO BOAT SUCCESS LEVEL *

STATISTICAL AREA : 13

	CATCH PER BOAT DAY																					
	0		1		2		3		4		5		6		7		8		9 PLUS		TOTAL	
	# OF BOAT DAYS	# OF FISH	# OF BOAT DAYS	# OF FISH	# OF BOAT DAYS	# OF FISH	# OF BOAT DAYS	# OF FISH	# OF BOAT DAYS	# OF FISH	# OF BOAT DAYS	# OF FISH	# OF BOAT DAYS	# OF FISH	# OF BOAT DAYS	# OF FISH	# OF BOAT DAYS	# OF FISH	# OF BOAT DAYS	# OF FISH	# OF BOAT DAYS	# OF FISH
JAN	7	0	0	0	0	0	0	0	0	0	0	0	0	0	0	0	0	0	0	0	7	0
FEB	5	0	0	0	0	0	0	0	0	0	0	0	0	0	0	0	0	0	0	0	5	0
MAR	9	0	0	0	0	0	0	1	4	2	10	0	0	0	0	0	0	0	0	0	12	14
APR	5	0	1	1	2	4	0	0	2	8	0	0	0	0	0	2	16	4	44	16	73	
MAY	18	0	13	13	6	12	2	6	3	12	5	25	3	18	3	21	4	32	1	16	58	155
JUN	46	0	23	23	10	20	17	51	6	24	5	25	14	84	6	42	9	72	1	12	137	353
JUL	40	0	44	44	22	44	15	45	16	64	10	50	14	84	4	28	5	40	1	9	171	408
AUG	54	0	50	50	31	62	19	57	5	20	9	45	6	36	6	42	1	8	2	19	183	339
SEP	9	0	14	14	9	18	6	18	8	32	1	5	1	6	1	7	0	0	0	0	49	100
OCT	5	0	3	3	1	2	0	0	0	0	0	0	0	0	0	0	0	0	0	0	9	5
NOV	3	0	0	0	0	0	0	0	0	0	0	0	0	0	0	0	0	0	0	0	3	0
DEC	3	0	0	0	0	0	0	0	0	0	0	0	0	0	0	0	0	0	0	0	3	0
YEAR	204	0	148	148	81	162	59	177	41	164	32	160	38	228	20	140	21	168	9	100	653	1447

STATISTICAL AREA : 14

	CATCH PER BOAT DAY																					
	0		1		2		3		4		5		6		7		8		9 PLUS		TOTAL	
	# OF BOAT DAYS	# OF FISH	# OF BOAT DAYS	# OF FISH	# OF BOAT DAYS	# OF FISH	# OF BOAT DAYS	# OF FISH	# OF BOAT DAYS	# OF FISH	# OF BOAT DAYS	# OF FISH	# OF BOAT DAYS	# OF FISH	# OF BOAT DAYS	# OF FISH	# OF BOAT DAYS	# OF FISH	# OF BOAT DAYS	# OF FISH	# OF BOAT DAYS	# OF FISH
JAN	6	0	0	0	0	0	0	0	0	0	0	0	0	0	0	0	0	0	0	0	6	0
FEB	0	0	0	0	0	0	0	0	0	0	0	0	0	0	0	0	0	0	0	0	0	0
MAR	2	0	0	0	0	0	0	0	0	0	0	0	0	0	0	0	0	0	0	0	2	0
APR	6	0	5	5	3	6	5	15	5	20	0	0	2	12	0	0	4	32	1	12	31	102
MAY	23	0	11	11	9	18	3	9	7	28	0	0	0	0	1	7	4	32	3	38	61	143
JUN	42	0	21	21	16	32	13	39	12	48	4	20	1	6	3	21	4	32	4	59	120	278
JUL	56	0	29	29	13	26	8	24	12	48	6	30	4	24	3	21	0	0	7	85	138	287
AUG	73	0	27	27	10	20	13	39	5	20	1	5	2	12	3	21	3	24	1	10	138	178
SEP	30	0	12	12	7	14	2	6	1	4	2	10	0	0	0	0	2	16	0	0	56	62
OCT	9	0	5	5	3	6	2	6	0	0	0	0	1	6	0	0	0	0	0	0	20	23
NOV	16	0	2	2	0	0	0	0	0	0	0	0	0	0	0	0	0	0	0	0	18	2
DEC	24	0	0	0	0	0	0	0	0	0	0	0	0	0	0	0	0	0	0	0	24	0
YEAR	287	0	112	112	61	122	46	138	42	168	13	65	10	60	10	70	17	136	16	204	614	1075

* 1976 COHO BOAT SUCCESS LEVEL *

STATISTICAL AREA : 15

	CATCH PER BOAT DAY																					
	0		1		2		3		4		5		6		7		8		9 PLUS		TOTAL	
	# OF BOAT DAYS	# OF FISH	# OF BOAT DAYS	# OF FISH	# OF BOAT DAYS	# OF FISH	# OF BOAT DAYS	# OF FISH	# OF BOAT DAYS	# OF FISH	# OF BOAT DAYS	# OF FISH	# OF BOAT DAYS	# OF FISH	# OF BOAT DAYS	# OF FISH	# OF BOAT DAYS	# OF FISH	# OF BOAT DAYS	# OF FISH	# OF BOAT DAYS	# OF FISH
JAN	0	0	0	0	0	0	0	0	0	0	0	0	0	0	0	0	0	0	0	0	0	0
FEB	0	0	0	0	0	0	0	0	0	0	0	0	0	0	0	0	0	0	0	0	0	0
MAR	0	0	0	0	0	0	0	0	0	0	0	0	0	0	0	0	0	0	0	0	0	0
APR	2	0	1	1	0	0	0	0	0	0	0	0	0	0	0	0	0	0	0	0	3	1
MAY	0	0	2	2	1	2	2	6	0	0	0	0	0	0	0	0	1	8	0	0	6	18
JUN	2	0	6	6	3	6	2	6	2	8	1	5	0	0	2	14	1	8	1	16	20	69
JUL	5	0	2	2	2	4	1	3	2	8	1	5	0	0	0	0	1	8	1	12	15	42
AUG	1	0	2	2	0	0	1	3	0	0	0	0	0	0	0	0	0	0	0	0	4	5
SEP	2	0	0	0	0	0	0	0	0	0	0	0	0	0	0	0	0	0	0	0	2	0
OCT	3	0	0	0	0	0	0	0	0	0	0	0	0	0	0	0	0	0	0	0	3	0
NOV	0	0	0	0	0	0	0	0	0	0	0	0	0	0	0	0	0	0	0	0	0	0
DEC	0	0	0	0	0	0	0	0	0	0	0	0	0	0	0	0	0	0	0	0	0	0
YEAR	15	0	13	13	6	12	6	18	4	16	2	10	0	0	2	14	3	24	2	28	53	135

	CATCH PER BOAT DAY																					
	0		1		2		3		4		5		6		7		8		9 PLUS		TOTAL	
	# OF BOAT DAYS	# OF FISH	# OF BOAT DAYS	# OF FISH	# OF BOAT DAYS	# OF FISH	# OF BOAT DAYS	# OF FISH	# OF BOAT DAYS	# OF FISH	# OF BOAT DAYS	# OF FISH	# OF BOAT DAYS	# OF FISH	# OF BOAT DAYS	# OF FISH	# OF BOAT DAYS	# OF FISH	# OF BOAT DAYS	# OF FISH	# OF BOAT DAYS	# OF FISH
JAN	15	0	0	0	0	0	0	0	0	0	0	0	0	0	0	0	0	0	0	0	15	0
FEB	10	0	0	0	0	0	0	0	0	0	0	0	0	0	0	0	0	0	0	0	10	0
MAR	11	0	0	0	0	0	0	0	0	0	0	0	0	0	0	0	0	0	0	0	11	0
APR	21	0	2	2	5	10	6	18	1	4	3	15	1	6	0	0	1	8	2	32	42	95
MAY	36	0	5	5	1	2	4	12	5	20	2	10	1	6	1	7	3	24	0	0	58	86
JUN	12	0	9	9	10	20	3	9	9	36	4	20	4	24	0	0	4	32	0	0	55	150
JUL	35	0	24	24	13	26	15	45	12	48	8	40	3	18	2	14	1	8	4	40	117	263
AUG	33	0	38	38	22	44	9	27	16	64	8	40	5	30	6	42	2	16	9	92	148	393
SEP	18	0	11	11	13	26	10	30	6	24	4	20	4	24	0	0	5	40	2	19	73	194
OCT	7	0	4	4	1	2	4	12	1	4	0	0	1	6	0	0	0	0	0	0	18	28
NOV	11	0	0	0	0	0	0	0	0	0	0	0	0	0	0	0	0	0	0	0	11	0
DEC	11	0	0	0	0	0	0	0	0	0	0	0	0	0	0	0	0	0	0	0	11	0
YEAR	220	0	93	93	65	130	51	153	50	200	29	145	19	114	9	63	16	128	17	183	569	1209

* 1976 COHO BOAT SUCCESS LEVEL *

STATISTICAL AREA : 17

	CATCH PER BOAT DAY																					
	0		1		2		3		4		5		6		7		8		9 PLUS		TOTAL	
	# OF BOAT DAYS	# OF FISH	# OF BOAT DAYS	# OF FISH	# OF BOAT DAYS	# OF FISH	# OF BOAT DAYS	# OF FISH	# OF BOAT DAYS	# OF FISH	# OF BOAT DAYS	# OF FISH	# OF BOAT DAYS	# OF FISH	# OF BOAT DAYS	# OF FISH	# OF BOAT DAYS	# OF FISH	# OF BOAT DAYS	# OF FISH	# OF BOAT DAYS	# OF FISH
JAN	15	0	1	1	0	0	0	0	0	0	0	0	0	0	0	0	0	0	0	0	16	1
FEB	10	0	0	0	0	0	0	0	0	0	0	0	0	0	0	0	0	0	0	0	10	0
MAR	10	0	1	1	1	2	1	3	1	4	0	0	0	0	0	0	1	8	0	0	15	18
APR	15	0	6	6	7	14	4	12	4	16	2	10	1	6	2	14	3	24	1	12	45	114
MAY	38	0	10	10	9	18	5	15	7	28	1	5	1	6	2	14	3	24	4	44	80	164
JUN	46	0	20	20	7	14	7	21	1	4	2	10	1	6	0	0	2	16	0	0	86	91
JUL	84	0	14	14	7	14	5	15	1	4	0	0	0	0	0	0	0	0	0	0	111	47
AUG	103	0	20	20	10	20	4	12	1	4	0	0	0	0	0	0	0	0	0	0	138	56
SEP	49	0	16	16	10	20	1	3	2	8	0	0	0	0	0	0	0	0	0	0	78	47
OCT	47	0	10	10	7	14	3	9	2	8	1	5	1	6	1	7	0	0	0	0	72	59
NOV	24	0	0	0	0	0	0	0	0	0	0	0	0	0	0	0	0	0	0	0	24	0
DEC	20	0	1	1	2	4	0	0	0	0	0	0	0	0	0	0	0	0	0	0	23	5
YEAR	461	0	99	99	60	120	30	90	19	76	6	30	4	24	5	35	9	72	5	56	698	602

STATISTICAL AREA : 18

	CATCH PER BOAT DAY																					
	0		1		2		3		4		5		6		7		8		9 PLUS		TOTAL	
	# OF BOAT DAYS	# OF FISH	# OF BOAT DAYS	# OF FISH	# OF BOAT DAYS	# OF FISH	# OF BOAT DAYS	# OF FISH	# OF BOAT DAYS	# OF FISH	# OF BOAT DAYS	# OF FISH	# OF BOAT DAYS	# OF FISH	# OF BOAT DAYS	# OF FISH	# OF BOAT DAYS	# OF FISH	# OF BOAT DAYS	# OF FISH	# OF BOAT DAYS	# OF FISH
JAN	12	0	8	8	4	8	1	3	5	20	2	10	3	18	1	7	2	16	0	0	38	90
FEB	15	0	4	4	3	6	3	9	1	4	0	0	1	6	0	0	2	16	0	0	29	45
MAR	17	0	2	2	1	2	2	6	2	8	0	0	0	0	0	0	0	0	0	0	24	18
APR	32	0	3	3	1	2	1	3	0	0	0	0	0	0	0	0	0	0	0	0	37	8
MAY	46	0	5	5	0	0	0	0	0	0	0	0	0	0	0	0	0	0	0	0	51	5
JUN	55	0	4	4	1	2	0	0	0	0	0	0	0	0	0	0	0	0	0	0	60	6
JUL	51	0	8	8	5	10	1	3	0	0	1	5	0	0	0	0	0	0	0	0	66	26
AUG	60	0	10	10	5	10	2	6	1	4	0	0	1	6	0	0	0	0	0	0	79	36
SEP	47	0	12	12	4	8	1	3	0	0	0	0	0	0	0	0	0	0	0	0	64	23
OCT	46	0	13	13	2	4	5	15	0	0	0	0	0	0	0	0	0	0	0	0	66	32
NOV	34	0	4	4	1	2	3	9	2	8	0	0	1	6	0	0	0	0	0	0	45	29
DEC	32	0	1	1	2	4	4	12	6	24	4	20	2	12	4	28	2	16	2	20	59	137
YEAR	447	0	74	74	29	58	23	69	17	68	7	35	8	48	5	35	6	48	2	20	618	455

* 1976 COHO BOAT SUCCESS LEVEL *

STATISTICAL AREA : 19

	CATCH PER BOAT DAY																					
	0		1		2		3		4		5		6		7		8		9 PLUS		TOTAL	
	# OF BOAT DAYS	# OF FISH	# OF BOAT DAYS	# OF FISH	# OF BOAT DAYS	# OF FISH	# OF BOAT DAYS	# OF FISH	# OF BOAT DAYS	# OF FISH	# OF BOAT DAYS	# OF FISH	# OF BOAT DAYS	# OF FISH	# OF BOAT DAYS	# OF FISH	# OF BOAT DAYS	# OF FISH	# OF BOAT DAYS	# OF FISH	# OF BOAT DAYS	# OF FISH
JAN	32	0	3	3	3	6	2	6	1	4	0	0	0	0	0	0	0	0	0	0	41	19
FEB	23	0	2	2	2	4	0	0	0	0	0	0	0	0	0	0	0	0	0	0	27	6
MAR	7	0	0	0	0	0	0	0	0	0	0	0	0	0	0	0	0	0	0	0	7	0
APR	22	0	0	0	0	0	0	0	0	0	0	0	0	0	0	0	0	0	0	0	22	0
MAY	36	0	3	3	1	2	0	0	1	4	0	0	0	0	0	0	0	0	0	0	41	9
JUN	41	0	0	0	0	0	0	0	0	0	0	0	0	0	0	0	0	0	0	0	41	0
JUL	41	0	1	1	0	0	0	0	0	0	0	0	0	0	0	0	0	0	0	0	42	1
AUG	24	0	6	6	1	2	2	6	0	0	1	5	0	0	0	0	0	0	0	0	34	19
SEP	19	0	0	0	1	2	0	0	0	0	0	0	0	0	0	0	0	0	0	0	20	2
OCT	8	0	5	5	6	12	2	6	0	0	0	0	0	0	0	0	1	8	0	0	22	31
NOV	38	0	4	4	3	6	1	3	0	0	0	0	0	0	0	0	0	0	0	0	46	13
DEC	56	0	1	1	0	0	0	0	0	0	0	0	0	0	0	0	0	0	0	0	57	1
YEAR	347	0	25	25	17	34	7	21	2	8	1	5	0	0	0	0	1	8	0	0	400	101

	CATCH PER BOAT DAY																					
	0		1		2		3		4		5		6		7		8		9 PLUS		TOTAL	
	# OF BOAT DAYS	# OF FISH	# OF BOAT DAYS	# OF FISH	# OF BOAT DAYS	# OF FISH	# OF BOAT DAYS	# OF FISH	# OF BOAT DAYS	# OF FISH	# OF BOAT DAYS	# OF FISH	# OF BOAT DAYS	# OF FISH	# OF BOAT DAYS	# OF FISH	# OF BOAT DAYS	# OF FISH	# OF BOAT DAYS	# OF FISH	# OF BOAT DAYS	# OF FISH
JAN	1	0	0	0	0	0	0	0	0	0	0	0	0	0	0	0	0	0	0	0	1	0
FEB	0	0	0	0	0	0	0	0	0	0	0	0	0	0	0	0	0	0	0	0	0	0
MAR	1	0	0	0	0	0	0	0	0	0	0	0	0	0	0	0	0	0	0	0	1	0
APR	1	0	0	0	0	0	0	0	0	0	0	0	0	0	0	0	0	0	0	0	1	0
MAY	1	0	0	0	0	0	0	0	0	0	0	0	0	0	0	0	0	0	0	0	1	0
JUN	4	0	2	2	0	0	0	0	0	0	0	0	0	0	0	0	0	0	0	0	6	2
JUL	3	0	4	4	1	2	1	3	0	0	0	0	0	0	0	0	0	0	0	0	9	9
AUG	0	0	0	0	1	2	1	3	0	0	0	0	0	0	0	0	0	0	0	0	2	5
SEP	2	0	2	2	0	0	0	0	0	0	1	5	0	0	0	0	0	0	0	0	5	7
OCT	2	0	1	1	0	0	1	3	1	4	0	0	0	0	0	0	0	0	0	0	5	8
NOV	0	0	0	0	0	0	0	0	0	0	0	0	0	0	0	0	0	0	0	0	0	0
DEC	0	0	0	0	0	0	0	0	0	0	0	0	0	0	0	0	0	0	0	0	0	0
YEAR	15	0	9	9	2	4	3	9	1	4	1	5	0	0	0	0	0	0	0	0	31	31

* 1976 COHO BOAT SUCCESS LEVEL *

STATISTICAL AREA : 28

	CATCH PER BOAT DAY																					
	0		1		2		3		4		5		6		7		8		9 PLUS		TOTAL	
	# OF BOAT DAYS	# OF FISH	# OF BOAT DAYS	# OF FISH	# OF BOAT DAYS	# OF FISH	# OF BOAT DAYS	# OF FISH	# OF BOAT DAYS	# OF FISH	# OF BOAT DAYS	# OF FISH	# OF BOAT DAYS	# OF FISH	# OF BOAT DAYS	# OF FISH	# OF BOAT DAYS	# OF FISH	# OF BOAT DAYS	# OF FISH	# OF BOAT DAYS	# OF FISH
JAN	10	0	0	0	0	0	0	0	0	0	0	0	0	0	0	0	0	0	0	0	10	0
FEB	4	0	0	0	0	0	0	0	0	0	0	0	0	0	0	0	0	0	0	0	4	0
MAR	6	0	0	0	0	0	0	0	0	0	0	0	0	0	0	0	0	0	0	0	6	0
APR	13	0	1	1	0	0	0	0	0	0	0	0	0	0	0	0	0	0	0	0	14	1
MAY	30	0	2	2	1	2	1	3	0	0	0	0	0	0	0	0	0	0	0	0	34	7
JUN	36	0	6	6	0	0	0	0	0	0	0	0	0	0	0	0	0	0	0	0	42	6
JUL	30	0	11	11	4	8	0	0	0	0	0	0	0	0	0	0	0	0	0	0	45	19
AUG	34	0	19	19	3	6	0	4	1	4	0	0	0	0	0	0	1	8	0	0	58	37
SEP	18	0	9	9	1	2	0	0	0	0	0	0	0	0	0	0	0	0	0	0	28	11
OCT	10	0	0	0	0	0	0	0	0	0	0	0	1	6	0	0	0	0	0	0	11	6
NOV	15	0	0	0	0	0	0	0	0	0	0	0	0	0	0	0	0	0	0	0	15	0
DEC	21	0	1	1	0	0	0	0	0	0	0	0	0	0	0	0	0	0	0	0	22	1
YEAR	227	0	49	49	9	18	1	3	1	4	0	0	1	6	0	0	1	8	0	0	289	88

	CATCH PER BOAT DAY																					
	0		1		2		3		4		5		6		7		8		9 PLUS		TOTAL	
	# OF BOAT DAYS	# OF FISH	# OF BOAT DAYS	# OF FISH	# OF BOAT DAYS	# OF FISH	# OF BOAT DAYS	# OF FISH	# OF BOAT DAYS	# OF FISH	# OF BOAT DAYS	# OF FISH	# OF BOAT DAYS	# OF FISH	# OF BOAT DAYS	# OF FISH	# OF BOAT DAYS	# OF FISH	# OF BOAT DAYS	# OF FISH	# OF BOAT DAYS	# OF FISH
JAN	10	0	0	0	0	0	0	0	0	0	0	0	0	0	0	0	0	0	0	0	10	0
FEB	13	0	0	0	0	0	0	0	0	0	0	0	0	0	0	0	0	0	0	0	13	0
MAR	8	0	0	0	0	0	0	0	0	0	0	0	0	0	0	0	0	0	0	0	8	0
APR	17	0	0	0	0	0	0	1	4	0	0	0	0	0	0	0	0	0	0	0	18	4
MAY	11	0	0	0	0	1	3	0	0	0	0	0	0	0	0	0	0	0	0	0	12	3
JUN	15	0	1	1	0	0	0	0	0	0	0	0	0	0	0	0	0	0	0	0	16	1
JUL	23	0	4	4	1	2	0	0	0	1	5	0	0	0	0	0	0	0	0	0	29	11
AUG	11	0	8	8	1	2	0	0	0	0	0	0	0	0	0	0	0	0	0	0	20	10
SEP	11	0	7	7	0	0	0	0	0	0	0	0	0	0	0	0	0	0	0	0	18	7
OCT	14	0	2	2	1	2	0	0	0	0	0	0	0	0	0	1	8	0	0	0	18	12
NOV	24	0	1	1	0	0	0	0	0	0	0	0	0	0	0	0	0	0	0	0	25	1
DEC	27	0	0	0	0	0	0	0	0	0	0	0	0	0	0	0	0	0	0	0	27	0
YEAR	184	0	23	23	3	6	1	3	1	4	1	5	0	0	0	0	1	8	0	0	214	49

* 1976 COHO BOAT SUCCESS LEVEL *

STATISTICAL AREA : 13 & 14

	CATCH PER BOAT DAY																					
	0		1		2		3		4		5		6		7		8		9 PLUS		TOTAL	
	# OF BOAT DAYS	# OF FISH	# OF BOAT DAYS	# OF FISH	# OF BOAT DAYS	# OF FISH	# OF BOAT DAYS	# OF FISH	# OF BOAT DAYS	# OF FISH	# OF BOAT DAYS	# OF FISH	# OF BOAT DAYS	# OF FISH	# OF BOAT DAYS	# OF FISH	# OF BOAT DAYS	# OF FISH	# OF BOAT DAYS	# OF FISH	# OF BOAT DAYS	# OF FISH
JAN	13	0	0	0	0	0	0	0	0	0	0	0	0	0	0	0	0	0	0	0	13	0
FEB	5	0	0	0	0	0	0	0	0	0	0	0	0	0	0	0	0	0	0	0	5	0
MAR	11	0	0	0	0	0	1	4	2	10	0	0	0	0	0	0	0	0	0	0	14	14
APR	11	0	6	6	5	10	5	15	7	28	0	0	2	12	0	0	6	48	5	56	47	175
MAY	41	0	24	24	15	30	5	15	10	40	5	25	3	18	4	28	8	64	4	54	119	298
JUN	88	0	44	44	26	52	30	90	18	72	9	45	15	90	9	63	13	104	5	71	257	631
JUL	96	0	73	73	35	70	23	69	28	112	16	80	18	108	7	49	5	40	8	94	309	695
AUG	127	0	77	77	41	82	32	96	10	40	10	50	8	48	9	63	4	32	3	29	321	517
SEP	39	0	26	26	16	32	8	24	9	36	3	15	1	6	1	7	2	16	0	0	105	162
OCT	14	0	8	8	4	8	2	6	0	0	0	0	1	6	0	0	0	0	0	0	29	28
NOV	19	0	2	2	0	0	0	0	0	0	0	0	0	0	0	0	0	0	0	0	21	2
DEC	27	0	0	0	0	0	0	0	0	0	0	0	0	0	0	0	0	0	0	0	27	0
YEAR	491	0	260	260	142	284	105	315	83	332	45	225	48	288	30	210	38	304	25	304	1267	2522

	CATCH PER BOAT DAY																					
	0		1		2		3		4		5		6		7		8		9 PLUS		TOTAL	
	# OF BOAT DAYS	# OF FISH	# OF BOAT DAYS	# OF FISH	# OF BOAT DAYS	# OF FISH	# OF BOAT DAYS	# OF FISH	# OF BOAT DAYS	# OF FISH	# OF BOAT DAYS	# OF FISH	# OF BOAT DAYS	# OF FISH	# OF BOAT DAYS	# OF FISH	# OF BOAT DAYS	# OF FISH	# OF BOAT DAYS	# OF FISH	# OF BOAT DAYS	# OF FISH
JAN	15	0	0	0	0	0	0	0	0	0	0	0	0	0	0	0	0	0	0	0	15	0
FEB	10	0	0	0	0	0	0	0	0	0	0	0	0	0	0	0	0	0	0	0	10	0
MAR	11	0	0	0	0	0	0	0	0	0	0	0	0	0	0	0	0	0	0	0	11	0
APR	23	0	3	3	5	10	6	18	1	4	3	15	1	6	0	0	1	8	2	32	45	96
MAY	36	0	7	7	2	4	6	18	5	20	2	10	1	6	1	7	4	32	0	0	64	104
JUN	14	0	15	15	13	26	5	15	11	44	5	25	4	24	2	14	5	40	1	16	75	219
JUL	40	0	26	26	15	30	16	48	14	56	9	45	3	18	2	14	2	16	5	52	132	305
AUG	34	0	40	40	22	44	10	30	16	64	8	40	5	30	6	42	2	16	9	92	152	398
SEP	20	0	11	11	13	26	10	30	6	24	4	20	4	24	0	0	5	40	2	19	75	194
OCT	10	0	4	4	1	2	4	12	1	4	0	0	1	6	0	0	0	0	0	0	21	28
NOV	11	0	0	0	0	0	0	0	0	0	0	0	0	0	0	0	0	0	0	0	11	0
DEC	11	0	0	0	0	0	0	0	0	0	0	0	0	0	0	0	0	0	0	0	11	0
YEAR	235	0	106	106	71	142	57	171	54	216	31	155	19	114	11	77	19	152	19	211	622	1344

* 1976 COHO BOAT SUCCESS LEVEL *

STATISTICAL AREA : 19 & 20

	CATCH PER BOAT DAY																					
	0		1		2		3		4		5		6		7		8		9 PLUS		TOTAL	
	# OF BOAT DAYS	# OF FISH	# OF BOAT DAYS	# OF FISH	# OF BOAT DAYS	# OF FISH	# OF BOAT DAYS	# OF FISH	# OF BOAT DAYS	# OF FISH	# OF BOAT DAYS	# OF FISH	# OF BOAT DAYS	# OF FISH	# OF BOAT DAYS	# OF FISH	# OF BOAT DAYS	# OF FISH	# OF BOAT DAYS	# OF FISH	# OF BOAT DAYS	# OF FISH
JAN	32	0	3	3	3	6	2	6	1	4	0	0	0	0	0	0	0	0	0	0	41	19
FEB	23	0	2	2	2	4	0	0	0	0	0	0	0	0	0	0	0	0	0	0	27	6
MAR	7	0	0	0	0	0	0	0	0	0	0	0	0	0	0	0	0	0	0	0	7	0
APR	22	0	0	0	0	0	0	0	0	0	0	0	0	0	0	0	0	0	0	0	22	0
MAY	36	0	3	3	1	2	0	0	1	4	0	0	0	0	0	0	0	0	0	0	41	9
JUN	41	0	0	0	0	0	0	0	0	0	0	0	0	0	0	0	0	0	0	0	41	0
JUL	41	0	1	1	0	0	0	0	0	0	0	0	0	0	0	0	0	0	0	0	42	1
AUG	24	0	6	6	1	2	2	6	0	0	1	5	0	0	0	0	0	0	0	0	34	19
SEP	19	0	0	0	1	2	0	0	0	0	0	0	0	0	0	0	0	0	0	0	20	2
OCT	8	0	5	5	6	12	2	6	0	0	0	0	0	0	0	1	8	0	0	0	22	31
NOV	38	0	4	4	3	6	1	3	0	0	0	0	0	0	0	0	0	0	0	0	46	13
DEC	56	0	1	1	0	0	0	0	0	0	0	0	0	0	0	0	0	0	0	0	57	1
YEAR	347	0	25	25	17	34	7	21	2	8	1	5	0	0	0	1	8	0	0	0	400	101

	CATCH PER BOAT DAY																					
	0		1		2		3		4		5		6		7		8		9 PLUS		TOTAL	
	# OF BOAT DAYS	# OF FISH	# OF BOAT DAYS	# OF FISH	# OF BOAT DAYS	# OF FISH	# OF BOAT DAYS	# OF FISH	# OF BOAT DAYS	# OF FISH	# OF BOAT DAYS	# OF FISH	# OF BOAT DAYS	# OF FISH	# OF BOAT DAYS	# OF FISH	# OF BOAT DAYS	# OF FISH	# OF BOAT DAYS	# OF FISH	# OF BOAT DAYS	# OF FISH
JAN	21	0	0	0	0	0	0	0	0	0	0	0	0	0	0	0	0	0	0	0	21	0
FEB	17	0	0	0	0	0	0	0	0	0	0	0	0	0	0	0	0	0	0	0	17	0
MAR	15	0	0	0	0	0	0	0	0	0	0	0	0	0	0	0	0	0	0	0	15	0
APR	31	0	1	1	0	0	0	0	1	4	0	0	0	0	0	0	0	0	0	0	33	5
MAY	42	0	2	2	1	2	2	6	0	0	0	0	0	0	0	0	0	0	0	0	47	10
JUN	55	0	9	9	0	0	0	0	0	0	0	0	0	0	0	0	0	0	0	0	64	9
JUL	56	0	19	19	6	12	1	3	0	0	1	5	0	0	0	0	0	0	0	0	83	39
AUG	45	0	27	27	5	10	1	3	1	4	0	0	0	0	0	0	1	8	0	0	80	52
SEP	31	0	18	18	1	2	0	0	0	0	1	5	0	0	0	0	0	0	0	0	51	25
OCT	26	0	3	3	1	2	1	3	1	4	0	0	1	6	0	0	1	8	0	0	34	26
NOV	39	0	1	1	0	0	0	0	0	0	0	0	0	0	0	0	0	0	0	0	40	1
DEC	48	0	1	1	0	0	0	0	0	0	0	0	0	0	0	0	0	0	0	0	49	1
YEAR	426	0	81	81	14	28	5	15	3	12	2	10	1	6	0	0	2	16	0	0	534	168

* 1976 COHO BOAT SUCCESS LEVEL *

STATISTICAL AREA : ALL

	CATCH PER BOAT DAY																					
	0		1		2		3		4		5		6		7		8		9 PLUS		TOTAL	
	# OF BOAT DAYS	# OF FISH	# OF BOAT DAYS	# OF FISH	# OF BOAT DAYS	# OF FISH	# OF BOAT DAYS	# OF FISH	# OF BOAT DAYS	# OF FISH	# OF BOAT DAYS	# OF FISH	# OF BOAT DAYS	# OF FISH	# OF BOAT DAYS	# OF FISH	# OF BOAT DAYS	# OF FISH	# OF BOAT DAYS	# OF FISH	# OF BOAT DAYS	# OF FISH
JAN	108	0	12	12	7	14	3	9	6	24	2	10	3	18	1	7	2	16	0	0	144	110
FEB	80	0	6	6	5	10	3	9	1	4	0	0	1	6	0	0	2	16	0	0	98	51
MAR	71	0	3	3	2	4	3	9	4	16	2	10	0	0	0	0	1	8	0	0	86	50
APR	134	0	19	19	18	36	16	48	13	52	5	25	4	24	2	14	10	80	8	100	229	398
MAY	239	0	51	51	28	56	18	54	23	92	8	40	5	30	7	49	15	120	8	98	402	590
JUN	299	0	92	92	47	94	42	126	30	120	16	80	20	120	11	77	20	160	6	87	583	956
JUL	368	0	141	141	68	136	46	138	43	172	27	135	21	126	9	63	7	56	13	146	743	1113
AUG	393	0	180	180	84	168	51	153	29	116	19	95	14	84	15	105	7	56	12	121	804	1078
SEP	205	0	83	83	45	90	20	60	17	68	8	40	5	30	1	7	7	56	2	19	393	453
OCT	151	0	43	43	21	42	17	51	4	16	1	5	4	24	1	7	2	16	0	0	244	204
NOV	165	0	11	11	4	8	4	12	2	8	0	0	1	6	0	0	0	0	0	0	187	45
DEC	194	0	4	4	4	8	4	12	6	24	4	20	2	12	4	28	2	16	2	20	226	144
YEAR	2407	0	645	645	333	666	227	681	178	712	92	460	80	480	51	357	75	600	51	591	4139	5192

* 1976 CHINOOK BOAT SUCCESS LEVEL *

STATISTICAL AREA : 13

	CATCH PER BOAT DAY																					
	0		1		2		3		4		5		6		7		8		9 PLUS		TOTAL	
	# OF BOAT DAYS	# OF FISH	# OF BOAT DAYS	# OF FISH	# OF BOAT DAYS	# OF FISH	# OF BOAT DAYS	# OF FISH	# OF BOAT DAYS	# OF FISH	# OF BOAT DAYS	# OF FISH	# OF BOAT DAYS	# OF FISH	# OF BOAT DAYS	# OF FISH	# OF BOAT DAYS	# OF FISH	# OF BOAT DAYS	# OF FISH	# OF BOAT DAYS	# OF FISH
JAN	0	0	2	2	2	4	1	3	0	0	1	5	0	0	0	0	0	0	1	13	7	27
FEB	0	0	2	2	1	2	1	3	0	0	1	5	0	0	0	0	0	0	0	0	5	12
MAR	5	0	6	6	1	2	0	0	0	0	0	0	0	0	0	0	0	0	0	0	12	8
APR	13	0	3	3	0	0	0	0	0	0	0	0	0	0	0	0	0	0	0	0	16	3
MAY	39	0	8	8	6	12	1	3	1	4	0	0	0	0	1	7	0	0	2	23	58	57
JUN	81	0	22	22	19	38	7	21	6	24	0	0	0	0	1	7	1	8	0	0	137	120
JUL	76	0	32	32	19	38	25	75	9	36	9	45	1	6	0	0	0	0	0	0	171	232
AUG	91	0	36	36	26	52	18	54	5	20	5	25	2	12	0	0	0	0	0	0	183	199
SEP	12	0	17	17	12	24	5	15	2	8	0	0	0	0	0	0	0	0	1	9	49	73
OCT	3	0	3	3	2	4	1	3	0	0	0	0	0	0	0	0	0	0	0	0	9	10
NOV	0	0	3	3	0	0	0	0	0	0	0	0	0	0	0	0	0	0	0	0	3	3
DEC	2	0	1	1	0	0	0	0	0	0	0	0	0	0	0	0	0	0	0	0	3	1
YEAR	322	0	135	135	88	176	59	177	23	92	16	80	3	18	2	14	1	8	4	45	653	745

* 1976 CHINOOK BOAT SUCCESS LEVEL *

STATISTICAL AREA : 14

	CATCH PER BOAT DAY																					
	0		1		2		3		4		5		6		7		8		9 PLUS		TOTAL	
	# OF BOAT DAYS	# OF FISH	# OF BOAT DAYS	# OF FISH	# OF BOAT DAYS	# OF FISH	# OF BOAT DAYS	# OF FISH	# OF BOAT DAYS	# OF FISH	# OF BOAT DAYS	# OF FISH	# OF BOAT DAYS	# OF FISH	# OF BOAT DAYS	# OF FISH	# OF BOAT DAYS	# OF FISH	# OF BOAT DAYS	# OF FISH	# OF BOAT DAYS	# OF FISH
JAN	1	0	4	4	0	0	0	0	0	0	0	0	0	0	1	7	0	0	0	0	6	11
FEB	0	0	0	0	0	0	0	0	0	0	0	0	0	0	0	0	0	0	0	0	0	0
MAR	1	0	0	0	1	2	0	0	0	0	0	0	0	0	0	0	0	0	0	0	2	2
APR	19	0	5	5	3	6	2	6	1	4	1	5	0	0	0	0	0	0	0	0	31	26
MAY	46	0	11	11	2	4	2	6	0	0	0	0	0	0	0	0	0	0	0	0	61	21
JUN	81	0	19	19	12	24	2	6	5	20	1	5	0	0	0	0	0	0	0	0	120	74
JUL	63	0	35	35	17	34	14	42	5	20	3	15	1	6	0	0	0	0	0	0	138	152
AUG	61	0	25	25	28	56	7	21	6	24	7	35	2	12	2	14	0	0	0	0	138	187
SEP	27	0	14	14	3	6	3	9	3	12	4	20	0	0	1	7	0	0	1	12	56	80
OCT	9	0	6	6	0	0	2	6	0	0	1	5	1	6	0	0	0	0	1	12	20	35
NOV	3	0	6	6	1	2	4	12	2	8	1	5	1	6	0	0	0	0	0	0	18	39
DEC	5	0	5	5	2	4	4	12	2	8	0	0	1	6	1	7	2	16	2	19	24	77
YEAR	316	0	130	130	69	138	40	120	24	96	18	90	6	36	5	35	2	16	4	43	614	704

* 1976 CHINOOK BOAT SUCCESS LEVEL *

STATISTICAL AREA : 15

	CATCH PER BOAT DAY																						
	0		1		2		3		4		5		6		7		8		9 PLUS		TOTAL		
	# OF BOAT DAYS	# OF FISH	# OF BOAT DAYS	# OF FISH	# OF BOAT DAYS	# OF FISH	# OF BOAT DAYS	# OF FISH	# OF BOAT DAYS	# OF FISH	# OF BOAT DAYS	# OF FISH	# OF BOAT DAYS	# OF FISH	# OF BOAT DAYS	# OF FISH	# OF BOAT DAYS	# OF FISH	# OF BOAT DAYS	# OF FISH	# OF BOAT DAYS	# OF FISH	
JAN	0	0	0	0	0	0	0	0	0	0	0	0	0	0	0	0	0	0	0	0	0	0	
FEB	0	0	0	0	0	0	0	0	0	0	0	0	0	0	0	0	0	0	0	0	0	0	
MAR	0	0	0	0	0	0	0	0	0	0	0	0	0	0	0	0	0	0	0	0	0	0	
APR	1	0	1	1	0	0	1	3	0	0	0	0	0	0	0	0	0	0	0	0	0	3	4
MAY	5	0	0	0	1	2	0	0	0	0	0	0	0	0	0	0	0	0	0	0	0	6	2
JUN	15	0	3	3	2	4	0	0	0	0	0	0	0	0	0	0	0	0	0	0	0	20	7
JUL	9	0	3	3	2	4	1	3	0	0	0	0	0	0	0	0	0	0	0	0	0	15	10
AUG	2	0	0	0	1	2	0	0	0	0	1	5	0	0	0	0	0	0	0	0	0	4	7
SEP	1	0	1	1	0	0	0	0	0	0	0	0	0	0	0	0	0	0	0	0	0	2	1
OCT	0	0	0	0	3	6	0	0	0	0	0	0	0	0	0	0	0	0	0	0	0	3	6
NOV	0	0	0	0	0	0	0	0	0	0	0	0	0	0	0	0	0	0	0	0	0	0	0
DEC	0	0	0	0	0	0	0	0	0	0	0	0	0	0	0	0	0	0	0	0	0	0	0
YEAR	33	0	8	8	9	18	2	6	0	0	1	5	0	0	0	0	0	0	0	0	0	53	37

* 1976 CHINOOK BOAT SUCCESS LEVEL *

STATISTICAL AREA : 16

	CATCH PER BOAT DAY																					
	0		1		2		3		4		5		6		7		8		9 PLUS		TOTAL	
	# OF BOAT DAYS	# OF FISH	# OF BOAT DAYS	# OF FISH	# OF BOAT DAYS	# OF FISH	# OF BOAT DAYS	# OF FISH	# OF BOAT DAYS	# OF FISH	# OF BOAT DAYS	# OF FISH	# OF BOAT DAYS	# OF FISH	# OF BOAT DAYS	# OF FISH	# OF BOAT DAYS	# OF FISH	# OF BOAT DAYS	# OF FISH	# OF BOAT DAYS	# OF FISH
JAN	9	0	4	4	1	2	1	3	0	0	0	0	0	0	0	0	0	0	0	0	15	9
FEB	5	0	2	2	2	4	1	3	0	0	0	0	0	0	0	0	0	0	0	0	10	9
MAR	5	0	4	4	1	2	0	0	1	4	0	0	0	0	0	0	0	0	0	0	11	10
APR	20	0	10	10	6	12	2	6	2	8	2	10	0	0	0	0	0	0	0	0	42	46
MAY	23	0	14	14	7	14	2	6	2	8	4	20	2	12	1	7	3	24	0	0	58	105
JUN	33	0	9	9	8	16	3	9	2	8	0	0	0	0	0	0	0	0	0	0	55	42
JUL	66	0	21	21	13	26	5	15	5	20	3	15	1	6	2	14	0	0	1	10	117	127
AUG	76	0	36	36	22	44	10	30	2	8	1	5	1	6	0	0	0	0	0	0	148	129
SEP	57	0	9	9	4	8	1	3	1	4	1	5	0	0	0	0	0	0	0	0	73	29
OCT	3	0	5	5	5	10	2	6	2	8	0	0	1	6	0	0	0	0	0	0	18	35
NOV	3	0	2	2	2	4	0	0	4	16	0	0	0	0	0	0	0	0	0	0	11	22
DEC	2	0	8	8	1	2	0	0	0	0	0	0	0	0	0	0	0	0	0	0	11	10
YEAR	302	0	124	124	72	144	27	81	21	84	11	55	5	30	3	21	3	24	1	10	569	573

* 1976 CHINOOK BOAT SUCCESS LEVEL *

STATISTICAL AREA : 17

	CATCH PER BOAT DAY																					
	0		1		2		3		4		5		6		7		8		9 PLUS		TOTAL	
	# OF BOAT DAYS	# OF FISH	# OF BOAT DAYS	# OF FISH	# OF BOAT DAYS	# OF FISH	# OF BOAT DAYS	# OF FISH	# OF BOAT DAYS	# OF FISH	# OF BOAT DAYS	# OF FISH	# OF BOAT DAYS	# OF FISH	# OF BOAT DAYS	# OF FISH	# OF BOAT DAYS	# OF FISH	# OF BOAT DAYS	# OF FISH	# OF BOAT DAYS	# OF FISH
JAN	5 0		3 3		0 0		2 6		2 8		0 0		2 12		1 7		1 8		0 0		16 44	
FEB	4 0		0 0		0 0		3 9		3 12		0 0		0 0		0 0		0 0		0 0		10 21	
MAR	8 0		5 5		2 4		0 0		0 0		0 0		0 0		0 0		0 0		0 0		15 9	
APR	20 0		9 9		5 10		5 15		4 16		0 0		1 6		1 7		0 0		0 0		45 63	
MAY	38 0		22 22		9 18		5 15		6 24		0 0		0 0		0 0		0 0		0 0		80 79	
JUN	28 0		21 21		11 22		13 39		8 32		3 15		1 6		1 7		0 0		0 0		86 142	
JUL	26 0		28 28		22 44		8 24		4 16		7 35		9 54		2 14		2 16		3 30		111 261	
AUG	28 0		35 35		27 54		22 66		8 32		6 30		2 12		3 21		7 56		0 0		138 306	
SEP	23 0		13 13		18 36		10 30		6 24		2 10		2 12		2 14		0 0		2 22		78 161	
OCT	20 0		13 13		11 22		7 21		7 28		6 30		4 24		2 14		0 0		2 25		72 177	
NOV	10 0		5 5		2 4		2 6		2 8		0 0		3 18		0 0		0 0		0 0		24 41	
DEC	4 0		6 6		5 10		2 6		5 20		0 0		0 0		0 0		1 8		0 0		23 50	
YEAR	214 0		160 160		112 224		79 237		55 220		24 120		24 144		12 84		11 88		7 77		698 1354	

* 1976 CHINOOK BOAT SUCCESS LEVEL *

STATISTICAL AREA : 18

	CATCH PER BOAT DAY																					
	0		1		2		3		4		5		6		7		8		9 PLUS		TOTAL	
	# OF BOAT DAYS	# OF FISH	# OF BOAT DAYS	# OF FISH	# OF BOAT DAYS	# OF FISH	# OF BOAT DAYS	# OF FISH	# OF BOAT DAYS	# OF FISH	# OF BOAT DAYS	# OF FISH	# OF BOAT DAYS	# OF FISH	# OF BOAT DAYS	# OF FISH	# OF BOAT DAYS	# OF FISH	# OF BOAT DAYS	# OF FISH	# OF BOAT DAYS	# OF FISH
JAN	11	0	11	11	7	14	5	15	2	8	0	0	2	12	0	0	0	0	0	0	38	60
FEB	7	0	7	7	4	8	5	15	5	20	0	0	0	0	1	7	0	0	0	0	29	57
MAR	6	0	6	6	2	4	2	6	3	12	1	5	0	0	0	0	4	32	0	0	24	65
APR	5	0	8	8	1	2	8	24	2	8	1	5	1	6	2	14	7	56	2	28	37	151
MAY	7	0	9	9	11	22	10	30	6	24	1	5	1	6	2	14	3	24	1	12	51	146
JUN	12	0	15	15	12	24	10	30	7	28	0	0	2	12	1	7	1	8	0	0	60	124
JUL	16	0	12	12	18	36	8	24	5	20	2	10	0	0	2	14	2	16	1	11	66	143
AUG	8	0	16	16	16	32	6	18	13	52	4	20	3	18	3	21	5	40	5	55	79	272
SEP	3	0	15	15	14	28	13	39	7	28	7	35	1	6	0	0	3	24	1	11	64	186
OCT	18	0	12	12	15	30	11	33	6	24	1	5	0	0	1	7	0	0	2	22	66	133
NOV	15	0	13	13	5	10	4	12	4	16	1	5	0	0	0	0	1	8	2	22	45	86
DEC	17	0	11	11	13	26	10	30	1	4	0	0	1	6	2	14	4	32	0	0	59	123
YEAR	125	0	135	135	118	236	92	276	61	244	18	90	11	66	14	98	30	240	14	161	618	1546

	CATCH PER BOAT DAY																					
	0		1		2		3		4		5		6		7		8		9 PLUS		TOTAL	
	# OF BOAT DAYS	# OF FISH	# OF BOAT DAYS	# OF FISH	# OF BOAT DAYS	# OF FISH	# OF BOAT DAYS	# OF FISH	# OF BOAT DAYS	# OF FISH	# OF BOAT DAYS	# OF FISH	# OF BOAT DAYS	# OF FISH	# OF BOAT DAYS	# OF FISH	# OF BOAT DAYS	# OF FISH	# OF BOAT DAYS	# OF FISH	# OF BOAT DAYS	# OF FISH
JAN	12	0	9	9	8	16	3	9	7	28	1	5	1	6	0	0	0	0	0	0	41	73
FEB	3	0	8	8	9	18	2	6	5	20	0	0	0	0	0	0	0	0	0	0	27	52
MAR	1	0	3	3	3	6	0	0	0	0	0	0	0	0	0	0	0	0	0	0	7	9
APR	1	0	9	9	7	14	1	3	3	12	0	0	0	0	1	7	0	0	0	0	22	45
MAY	16	0	10	10	6	12	4	12	4	16	1	5	0	0	0	0	0	0	0	0	41	55
JUN	14	0	12	12	7	14	3	9	3	12	0	0	0	0	1	7	0	0	1	11	41	65
JUL	8	0	10	10	5	10	4	12	3	12	3	15	6	36	0	0	3	24	0	0	42	119
AUG	8	0	8	8	4	8	1	3	1	4	2	10	3	18	4	28	0	0	3	37	34	116
SEP	9	0	10	10	1	2	0	0	0	0	0	0	0	0	0	0	0	0	0	0	20	12
OCT	11	0	3	3	6	12	2	6	0	0	0	0	0	0	0	0	0	0	0	0	22	21
NOV	13	0	5	5	7	14	4	12	7	28	1	5	3	18	1	7	5	40	0	0	46	129
DEC	7	0	8	8	11	22	12	36	7	28	2	10	2	12	2	14	5	40	1	12	57	182
YEAR	103	0	95	95	74	148	36	108	40	160	10	50	15	90	9	63	13	104	5	60	400	878

* 1976 CHINOOK BOAT SUCCESS LEVEL *

STATISTICAL AREA : 20

	CATCH PER BOAT DAY																					
	0		1		2		3		4		5		6		7		8		9 PLUS		TOTAL	
	# OF BOAT DAYS	# OF FISH	# OF BOAT DAYS	# OF FISH	# OF BOAT DAYS	# OF FISH	# OF BOAT DAYS	# OF FISH	# OF BOAT DAYS	# OF FISH	# OF BOAT DAYS	# OF FISH	# OF BOAT DAYS	# OF FISH	# OF BOAT DAYS	# OF FISH	# OF BOAT DAYS	# OF FISH	# OF BOAT DAYS	# OF FISH	# OF BOAT DAYS	# OF FISH
JAN	0	0	0	0	0	0	1	3	0	0	0	0	0	0	0	0	0	0	0	0	1	3
FEB	0	0	0	0	0	0	0	0	0	0	0	0	0	0	0	0	0	0	0	0	0	0
MAR	1	0	0	0	0	0	0	0	0	0	0	0	0	0	0	0	0	0	0	0	1	0
APR	0	0	1	1	0	0	0	0	0	0	0	0	0	0	0	0	0	0	0	0	1	1
MAY	0	0	0	0	0	0	0	0	1	4	0	0	0	0	0	0	0	0	0	0	1	4
JUN	2	0	1	1	3	6	0	0	0	0	0	0	0	0	0	0	0	0	0	0	6	7
JUL	3	0	4	4	2	4	0	0	0	0	0	0	0	0	0	0	0	0	0	0	9	8
AUG	1	0	0	0	0	0	1	3	0	0	0	0	0	0	0	0	0	0	0	0	2	3
SEP	1	0	1	1	1	2	1	3	1	4	0	0	0	0	0	0	0	0	0	0	5	10
OCT	2	0	3	3	0	0	0	0	0	0	0	0	0	0	0	0	0	0	0	0	5	3
NOV	0	0	0	0	0	0	0	0	0	0	0	0	0	0	0	0	0	0	0	0	0	0
DEC	0	0	0	0	0	0	0	0	0	0	0	0	0	0	0	0	0	0	0	0	0	0
YEAR	10	0	10	10	6	12	3	9	2	8	0	0	0	0	0	0	0	0	0	0	31	39

* 1976 CHINOOK BOAT SUCCESS LEVEL *

STATISTICAL AREA : 28

	CATCH PER BOAT DAY																					
	0		1		2		3		4		5		6		7		8		9 PLUS		TOTAL	
	# OF BOAT DAYS	# OF FISH	# OF BOAT DAYS	# OF FISH	# OF BOAT DAYS	# OF FISH	# OF BOAT DAYS	# OF FISH	# OF BOAT DAYS	# OF FISH	# OF BOAT DAYS	# OF FISH	# OF BOAT DAYS	# OF FISH	# OF BOAT DAYS	# OF FISH	# OF BOAT DAYS	# OF FISH	# OF BOAT DAYS	# OF FISH	# OF BOAT DAYS	# OF FISH
JAN	3	0	4	4	3	6	0	0	0	0	0	0	0	0	0	0	0	0	0	0	10	10
FEB	2	0	2	2	0	0	0	0	0	0	0	0	0	0	0	0	0	0	0	0	4	2
MAR	2	0	1	1	0	0	1	3	1	4	0	0	0	0	0	0	1	8	0	0	6	16
APR	7	0	1	1	0	0	4	12	2	8	0	0	0	0	0	0	0	0	0	0	14	21
MAY	10	0	11	11	3	6	4	12	2	8	2	10	0	0	2	14	0	0	0	0	34	61
JUN	9	0	7	7	4	8	5	15	7	28	2	10	3	18	1	7	4	32	0	0	42	125
JUL	17	0	8	8	6	12	9	27	3	12	1	5	0	0	0	0	1	8	0	0	45	72
AUG	19	0	14	14	11	22	9	27	2	8	1	5	2	12	0	0	0	0	0	0	58	88
SEP	14	0	7	7	4	8	1	3	2	8	0	0	0	0	0	0	0	0	0	0	28	26
OCT	5	0	1	1	1	2	1	3	2	8	0	0	1	6	0	0	0	0	0	0	11	20
NOV	3	0	1	1	2	4	3	9	3	12	1	5	0	0	0	0	2	16	0	0	15	47
DEC	0	0	4	4	6	12	2	6	3	12	0	0	2	12	2	14	1	8	2	26	22	94
YEAR	91	0	61	61	40	80	39	117	27	108	7	35	8	48	5	35	9	72	2	26	289	582

* 1976 CHINOOK BOAT SUCCESS LEVEL *

STATISTICAL AREA : 29

	CATCH PER BOAT DAY																					
	0		1		2		3		4		5		6		7		8		9 PLUS		TOTAL	
	# OF BOAT DAYS	# OF FISH	# OF BOAT DAYS	# OF FISH	# OF BOAT DAYS	# OF FISH	# OF BOAT DAYS	# OF FISH	# OF BOAT DAYS	# OF FISH	# OF BOAT DAYS	# OF FISH	# OF BOAT DAYS	# OF FISH	# OF BOAT DAYS	# OF FISH	# OF BOAT DAYS	# OF FISH	# OF BOAT DAYS	# OF FISH	# OF BOAT DAYS	# OF FISH
JAN	2	0	3	3	0	0	1	3	2	8	0	0	2	12	0	0	0	0	0	0	10	26
FEB	0	0	5	5	2	4	2	6	1	4	1	5	1	6	0	0	0	0	1	12	13	42
MAR	3	0	1	1	0	0	2	6	1	4	0	0	1	6	0	0	0	0	0	0	8	17
APR	4	0	5	5	1	2	3	9	4	16	0	0	0	0	0	0	1	8	0	0	18	40
MAY	3	0	4	4	3	6	1	3	1	4	0	0	0	0	0	0	0	0	0	0	12	17
JUN	2	0	3	3	1	2	3	9	4	16	2	10	0	0	0	0	0	0	1	12	16	52
JUL	3	0	4	4	2	4	4	12	6	24	2	10	2	12	0	0	6	48	0	0	29	114
AUG	4	0	7	7	1	2	2	6	3	12	0	0	1	6	1	7	1	8	0	0	20	48
SEP	13	0	3	3	1	2	1	3	0	0	0	0	0	0	0	0	0	0	0	0	18	8
OCT	5	0	3	3	3	6	3	9	2	8	1	5	0	0	0	0	1	8	0	0	18	39
NOV	0	0	1	1	6	12	3	9	6	24	3	15	1	6	2	14	3	24	0	0	25	105
DEC	0	0	4	4	1	2	2	6	7	28	5	25	0	0	0	0	5	40	3	36	27	141
YEAR	39	0	43	43	21	42	27	81	37	148	14	70	8	48	3	21	17	136	5	60	214	649

* 1976 CHINOOK BOAT SUCCESS LEVEL *

STATISTICAL AREA : 13 & 14

	CATCH PER BOAT DAY																					
	0		1		2		3		4		5		6		7		8		9 PLUS		TOTAL	
	# OF BOAT DAYS	# OF FISH	# OF BOAT DAYS	# OF FISH	# OF BOAT DAYS	# OF FISH	# OF BOAT DAYS	# OF FISH	# OF BOAT DAYS	# OF FISH	# OF BOAT DAYS	# OF FISH	# OF BOAT DAYS	# OF FISH	# OF BOAT DAYS	# OF FISH	# OF BOAT DAYS	# OF FISH	# OF BOAT DAYS	# OF FISH	# OF BOAT DAYS	# OF FISH
JAN	1	0	6	6	2	4	1	3	0	0	1	5	0	0	1	7	0	0	1	13	13	38
FEB	0	0	2	2	1	2	1	3	0	0	1	5	0	0	0	0	0	0	0	0	5	12
MAR	6	0	6	6	2	4	0	0	0	0	0	0	0	0	0	0	0	0	0	0	14	10
APR	32	0	8	8	3	6	2	6	1	4	1	5	0	0	0	0	0	0	0	0	47	29
MAY	85	0	19	19	8	16	3	9	1	4	0	0	0	0	1	7	0	0	2	23	119	78
JUN	162	0	41	41	31	62	9	27	11	44	1	5	0	0	1	7	1	8	0	0	257	194
JUL	139	0	67	67	36	72	39	117	14	56	12	60	2	12	0	0	0	0	0	0	309	384
AUG	152	0	61	61	54	108	25	75	11	44	12	60	4	24	2	14	0	0	0	0	321	386
SEP	39	0	31	31	15	30	8	24	5	20	4	20	0	0	1	7	0	0	2	21	105	153
OCT	12	0	9	9	2	4	3	9	0	0	1	5	1	6	0	0	0	0	1	12	29	45
NOV	3	0	9	9	1	2	4	12	2	8	1	5	1	6	0	0	0	0	0	0	21	42
DEC	7	0	6	6	2	4	4	12	2	8	0	0	1	6	1	7	2	16	2	19	27	78
YEAR	638	0	265	265	157	314	99	297	47	188	34	170	9	54	7	49	3	24	8	88	1267	1449

* 1976 CHINOOK BOAT SUCCESS LEVEL *

STATISTICAL AREA : 15 & 16

	CATCH PER BOAT DAY																					
	0		1		2		3		4		5		6		7		8		9 PLUS		TOTAL	
	# OF BOAT DAYS	# OF FISH	# OF BOAT DAYS	# OF FISH	# OF BOAT DAYS	# OF FISH	# OF BOAT DAYS	# OF FISH	# OF BOAT DAYS	# OF FISH	# OF BOAT DAYS	# OF FISH	# OF BOAT DAYS	# OF FISH	# OF BOAT DAYS	# OF FISH	# OF BOAT DAYS	# OF FISH	# OF BOAT DAYS	# OF FISH	# OF BOAT DAYS	# OF FISH
JAN	9	0	4	4	1	2	1	3	0	0	0	0	0	0	0	0	0	0	0	0	15	9
FEB	5	0	2	2	2	4	1	3	0	0	0	0	0	0	0	0	0	0	0	0	10	9
MAR	5	0	4	4	1	2	0	0	1	4	0	0	0	0	0	0	0	0	0	0	11	10
APR	21	0	11	11	6	12	3	9	2	8	2	10	0	0	0	0	0	0	0	0	45	50
MAY	28	0	14	14	8	16	2	6	2	8	4	20	2	12	1	7	3	24	0	0	64	107
JUN	48	0	12	12	10	20	3	9	2	8	0	0	0	0	0	0	0	0	0	0	75	49
JUL	75	0	24	24	15	30	6	18	5	20	3	15	1	6	2	14	0	0	1	10	132	137
AUG	78	0	36	36	23	46	10	30	2	8	2	10	1	6	0	0	0	0	0	0	152	136
SEP	58	0	10	10	4	8	1	3	1	4	1	5	0	0	0	0	0	0	0	0	75	30
OCT	3	0	5	5	8	16	2	6	2	8	0	0	1	6	0	0	0	0	0	0	21	41
NOV	3	0	2	2	2	4	0	0	4	16	0	0	0	0	0	0	0	0	0	0	11	22
DEC	2	0	8	8	1	2	0	0	0	0	0	0	0	0	0	0	0	0	0	0	11	10
YEAR	335	0	132	132	81	162	29	87	21	84	12	60	5	30	3	21	3	24	1	10	622	610

* 1976 CHINOOK BOAT SUCCESS LEVEL *

STATISTICAL AREA : 19 & 20

	CATCH PER BOAT DAY																					
	0		1		2		3		4		5		6		7		8		9 PLUS		TOTAL	
	# OF BOAT DAYS	# OF FISH	# OF BOAT DAYS	# OF FISH	# OF BOAT DAYS	# OF FISH	# OF BOAT DAYS	# OF FISH	# OF BOAT DAYS	# OF FISH	# OF BOAT DAYS	# OF FISH	# OF BOAT DAYS	# OF FISH	# OF BOAT DAYS	# OF FISH	# OF BOAT DAYS	# OF FISH	# OF BOAT DAYS	# OF FISH	# OF BOAT DAYS	# OF FISH
JAN	12	0	9	9	8	16	3	9	7	28	1	5	1	6	0	0	0	0	0	0	41	73
FEB	3	0	8	8	9	18	2	6	5	20	0	0	0	0	0	0	0	0	0	0	27	52
MAR	1	0	3	3	3	6	0	0	0	0	0	0	0	0	0	0	0	0	0	0	7	9
APR	1	0	9	9	7	14	1	3	3	12	0	0	0	0	1	7	0	0	0	0	22	45
MAY	16	0	10	10	6	12	4	12	4	16	1	5	0	0	0	0	0	0	0	0	41	55
JUN	14	0	12	12	7	14	3	9	3	12	0	0	0	0	1	7	0	0	1	11	41	65
JUL	8	0	10	10	5	10	4	12	3	12	3	15	6	36	0	0	3	24	0	0	42	119
AUG	8	0	8	8	4	8	1	3	1	4	2	10	3	18	4	28	0	0	3	37	34	116
SEP	9	0	10	10	1	2	0	0	0	0	0	0	0	0	0	0	0	0	0	0	20	12
OCT	11	0	3	3	6	12	2	6	0	0	0	0	0	0	0	0	0	0	0	0	22	21
NOV	13	0	5	5	7	14	4	12	7	28	1	5	3	18	1	7	5	40	0	0	46	129
DEC	7	0	8	8	11	22	12	36	7	28	2	10	2	12	2	14	5	40	1	12	57	182
YEAR	103	0	95	95	74	148	36	108	40	160	10	50	15	90	9	63	13	104	5	60	400	878

* 1976 CHINOOK BOAT SUCCESS LEVEL *

STATISTICAL AREA : 28 & 29

	CATCH PER BOAT DAY																					
	0		1		2		3		4		5		6		7		8		9 PLUS		TOTAL	
	# OF BOAT DAYS	# OF FISH	# OF BOAT DAYS	# OF FISH	# OF BOAT DAYS	# OF FISH	# OF BOAT DAYS	# OF FISH	# OF BOAT DAYS	# OF FISH	# OF BOAT DAYS	# OF FISH	# OF BOAT DAYS	# OF FISH	# OF BOAT DAYS	# OF FISH	# OF BOAT DAYS	# OF FISH	# OF BOAT DAYS	# OF FISH	# OF BOAT DAYS	# OF FISH
JAN	5 0	7 7	3 6	2 6	2 8	0 0	2 12	0 0	0 0	0 0	0 0	21 39										
FEB	2 0	7 7	2 4	2 6	1 4	1 5	1 6	0 0	0 0	1 12	17 44											
MAR	6 0	2 2	0 0	3 9	2 8	0 0	1 6	0 0	1 8	0 0	15 33											
APR	11 0	7 7	1 2	7 21	6 24	0 0	0 0	0 0	1 8	0 0	33 62											
MAY	13 0	15 15	6 12	5 15	4 16	2 10	0 0	2 14	0 0	0 0	47 82											
JUN	13 0	11 11	8 16	8 24	11 44	4 20	3 18	1 7	4 32	1 12	64 184											
JUL	23 0	16 16	10 20	13 39	9 36	3 15	2 12	0 0	7 56	0 0	83 194											
AUG	24 0	21 21	12 24	12 36	5 20	1 5	3 18	1 7	1 8	0 0	80 139											
SEP	28 0	11 11	6 12	3 9	3 12	0 0	0 0	0 0	0 0	0 0	51 44											
OCT	12 0	7 7	4 8	4 12	4 16	1 5	1 6	0 0	1 8	0 0	34 62											
NOV	3 0	2 2	8 16	6 18	9 36	4 20	1 6	2 14	5 40	0 0	40 152											
DEC	0 0	8 8	7 14	4 12	10 40	5 25	2 12	2 14	6 48	5 62	49 235											
YEAR	140 0	114 114	67 134	69 207	66 264	21 105	16 96	8 56	26 208	7 86	534 1270											

* 1976 CHINOOK BOAT SUCCESS LEVEL *

STATISTICAL AREA : ALL

	CATCH PER BOAT DAY																					
	0		1		2		3		4		5		6		7		8		9 PLUS		TOTAL	
	# OF BOAT DAYS	# OF FISH	# OF BOAT DAYS	# OF FISH	# OF BOAT DAYS	# OF FISH	# OF BOAT DAYS	# OF FISH	# OF BOAT DAYS	# OF FISH	# OF BOAT DAYS	# OF FISH	# OF BOAT DAYS	# OF FISH	# OF BOAT DAYS	# OF FISH	# OF BOAT DAYS	# OF FISH	# OF BOAT DAYS	# OF FISH	# OF BOAT DAYS	# OF FISH
JAN	43 0		40 40		21 42		14 42		13 52		2 10		7 42		2 14		1 8		1 13		144 263	
FEB	21 0		26 26		18 36		14 42		14 56		2 10		1 6		1 7		0 0		1 12		98 195	
MAR	32 0		26 26		10 20		5 15		6 24		1 5		1 6		0 0		5 40		0 0		86 136	
APR	90 0		52 52		23 46		26 78		18 72		4 20		2 12		4 28		8 64		2 28		229 400	
MAY	187 0		89 89		48 96		29 87		23 92		8 40		3 18		6 42		6 48		3 35		402 547	
JUN	277 0		112 112		79 158		46 138		42 168		8 40		6 36		5 35		6 48		2 23		583 758	
JUL	287 0		157 157		106 212		78 234		40 160		30 150		20 120		6 42		14 112		5 51		743 1238	
AUG	298 0		177 177		136 272		76 228		40 160		27 135		16 96		13 91		13 104		8 92		804 1355	
SEP	160 0		90 90		58 116		35 105		22 88		14 70		3 18		3 21		3 24		5 54		393 586	
OCT	76 0		49 49		46 92		29 87		19 76		9 45		7 42		3 21		1 8		5 59		244 479	
NOV	47 0		36 36		25 50		20 60		28 112		7 35		8 48		3 21		11 88		2 22		187 472	
DEC	37 0		47 47		39 78		32 96		25 100		7 35		6 36		7 49		18 144		8 93		226 678	
YEAR	1555 0		901 901		609 1218		404 1212		290 1160		119 595		80 480		53 371		86 688		42 482		4139 7107	

* 1976 COMBINED BOAT SUCCESS LEVEL *

STATISTICAL AREA : 13

	CATCH PER BOAT DAY																					
	0		1		2		3		4		5		6		7		8		9 PLUS		TOTAL	
	# OF BOAT DAYS	# OF FISH	# OF BOAT DAYS	# OF FISH	# OF BOAT DAYS	# OF FISH	# OF BOAT DAYS	# OF FISH	# OF BOAT DAYS	# OF FISH	# OF BOAT DAYS	# OF FISH	# OF BOAT DAYS	# OF FISH	# OF BOAT DAYS	# OF FISH	# OF BOAT DAYS	# OF FISH	# OF BOAT DAYS	# OF FISH	# OF BOAT DAYS	# OF FISH
JAN	0	0	2	2	2	4	1	3	0	0	1	5	0	0	0	0	0	0	1	13	7	27
FEB	0	0	2	2	1	2	1	3	0	0	1	5	0	0	0	0	0	0	0	0	5	12
MAR	3	0	5	5	1	2	0	0	1	4	1	5	1	6	0	0	0	0	0	0	12	22
APR	3	0	3	3	2	4	0	0	2	8	0	0	0	0	0	0	2	16	4	45	16	76
MAY	6	0	15	15	13	26	2	6	3	12	4	20	3	18	4	28	4	32	4	55	58	212
JUN	22	0	23	23	18	36	20	60	11	44	7	35	6	36	5	35	24	192	1	12	137	473
JUL	20	0	27	27	18	36	23	69	27	108	16	80	13	78	5	35	10	80	12	127	171	640
AUG	29	0	35	35	25	50	33	99	20	80	12	60	12	72	8	56	5	40	4	46	183	538
SEP	4	0	8	8	8	16	6	18	9	36	5	25	1	6	4	28	2	16	2	20	49	173
OCT	2	0	3	3	2	4	1	3	0	0	1	5	0	0	0	0	0	0	0	0	9	15
NOV	0	0	3	3	0	0	0	0	0	0	0	0	0	0	0	0	0	0	0	0	3	3
DEC	2	0	1	1	0	0	0	0	0	0	0	0	0	0	0	0	0	0	0	0	3	1
YEAR	91	0	127	127	90	180	87	261	73	292	48	240	36	216	26	182	47	376	28	318	653	2192

	CATCH PER BOAT DAY																					
	0		1		2		3		4		5		6		7		8		9 PLUS		TOTAL	
	# OF BOAT DAYS	# OF FISH	# OF BOAT DAYS	# OF FISH	# OF BOAT DAYS	# OF FISH	# OF BOAT DAYS	# OF FISH	# OF BOAT DAYS	# OF FISH	# OF BOAT DAYS	# OF FISH	# OF BOAT DAYS	# OF FISH	# OF BOAT DAYS	# OF FISH	# OF BOAT DAYS	# OF FISH	# OF BOAT DAYS	# OF FISH	# OF BOAT DAYS	# OF FISH
JAN	1	0	4	4	0	0	0	0	0	0	0	0	0	0	1	7	0	0	0	0	6	11
FEB	0	0	0	0	0	0	0	0	0	0	0	0	0	0	0	0	0	0	0	0	0	0
MAR	1	0	0	0	1	2	0	0	0	0	0	0	0	0	0	0	0	0	0	0	2	2
APR	2	0	4	4	4	8	5	15	6	24	2	10	0	0	1	7	6	48	1	12	31	128
MAY	17	0	12	12	11	22	4	12	7	28	1	5	0	0	1	7	5	40	3	38	61	164
JUN	23	0	30	30	13	26	14	42	17	68	6	30	1	6	5	35	7	56	4	59	120	352
JUL	20	0	37	37	19	38	12	36	16	64	9	45	7	42	4	28	6	48	8	101	138	439
AUG	20	0	34	34	32	64	16	48	10	40	5	25	7	42	4	28	7	56	3	28	138	365
SEP	15	0	12	12	11	22	1	3	5	20	2	10	4	24	1	7	4	32	1	12	56	142
OCT	4	0	4	4	3	6	4	12	1	4	0	0	1	6	2	14	0	0	1	12	20	58
NOV	2	0	7	7	1	2	4	12	2	8	0	0	2	12	0	0	0	0	0	0	18	41
DEC	5	0	5	5	2	4	4	12	2	8	0	0	1	6	1	7	2	16	2	19	24	77
YEAR	110	0	149	149	97	194	64	192	66	264	25	125	23	138	20	140	37	296	23	281	614	1779

* 1976 COMBINED BOAT SUCCESS LEVEL *

STATISTICAL AREA : 15

	CATCH PER BOAT DAY																					
	0		1		2		3		4		5		6		7		8		9 PLUS		TOTAL	
	# OF BOAT DAYS	# OF FISH	# OF BOAT DAYS	# OF FISH	# OF BOAT DAYS	# OF FISH	# OF BOAT DAYS	# OF FISH	# OF BOAT DAYS	# OF FISH	# OF BOAT DAYS	# OF FISH	# OF BOAT DAYS	# OF FISH	# OF BOAT DAYS	# OF FISH	# OF BOAT DAYS	# OF FISH	# OF BOAT DAYS	# OF FISH	# OF BOAT DAYS	# OF FISH
JAN	0	0	0	0	0	0	0	0	0	0	0	0	0	0	0	0	0	0	0	0	0	0
FEB	0	0	0	0	0	0	0	0	0	0	0	0	0	0	0	0	0	0	0	0	0	0
MAR	0	0	0	0	0	0	0	0	0	0	0	0	0	0	0	0	0	0	0	0	0	0
APR	0	0	2	2	0	0	1	3	0	0	0	0	0	0	0	0	0	0	0	0	3	5
MAY	0	0	1	1	1	2	3	9	0	0	0	0	0	0	1	8	0	0	0	0	6	20
JUN	2	0	5	5	3	6	2	6	2	8	1	5	0	0	2	14	2	16	1	16	20	76
JUL	4	0	1	1	2	4	1	3	4	16	0	0	0	0	0	0	2	16	1	12	15	52
AUG	1	0	1	1	0	0	0	0	0	0	1	5	1	6	0	0	0	0	0	0	4	12
SEP	1	0	1	1	0	0	0	0	0	0	0	0	0	0	0	0	0	0	0	0	2	1
OCT	0	0	0	0	3	6	0	0	0	0	0	0	0	0	0	0	0	0	0	0	3	6
NOV	0	0	0	0	0	0	0	0	0	0	0	0	0	0	0	0	0	0	0	0	0	0
DEC	0	0	0	0	0	0	0	0	0	0	0	0	0	0	0	0	0	0	0	0	0	0
YEAR	8	0	11	11	9	18	7	21	6	24	2	10	1	6	2	14	5	40	2	28	53	172

* 1976 COMBINED BOAT SUCCESS LEVEL *

STATISTICAL AREA : 16

	CATCH PER BOAT DAY																					
	0		1		2		3		4		5		6		7		8		9 PLUS		TOTAL	
	# OF BOAT DAYS	# OF FISH	# OF BOAT DAYS	# OF FISH	# OF BOAT DAYS	# OF FISH	# OF BOAT DAYS	# OF FISH	# OF BOAT DAYS	# OF FISH	# OF BOAT DAYS	# OF FISH	# OF BOAT DAYS	# OF FISH	# OF BOAT DAYS	# OF FISH	# OF BOAT DAYS	# OF FISH	# OF BOAT DAYS	# OF FISH	# OF BOAT DAYS	# OF FISH
JAN	9	0	4	4	1	2	1	3	0	0	0	0	0	0	0	0	0	0	0	0	15	9
FEB	5	0	2	2	2	4	1	3	0	0	0	0	0	0	0	0	0	0	0	0	10	9
MAR	5	0	4	4	1	2	0	0	1	4	0	0	0	0	0	0	0	0	0	0	11	10
APR	6	0	9	9	5	10	6	18	6	24	4	20	2	12	0	0	2	16	2	32	42	141
MAY	6	0	15	15	6	12	6	18	6	24	8	40	2	12	2	14	7	56	0	0	58	191
JUN	4	0	11	11	7	14	3	9	14	56	7	35	2	12	1	7	6	48	0	0	55	192
JUL	19	0	21	21	15	30	13	39	14	56	13	65	5	30	5	35	6	48	6	66	117	390
AUG	15	0	28	28	29	58	13	39	22	88	11	55	7	42	7	49	5	40	11	123	148	522
SEP	12	0	11	11	10	20	15	45	7	28	7	35	4	24	0	0	5	40	2	20	73	223
OCT	2	0	3	3	2	4	1	3	4	16	1	5	3	18	2	14	0	0	0	0	18	63
NOV	3	0	2	2	2	4	0	0	4	16	0	0	0	0	0	0	0	0	0	0	11	22
DEC	2	0	8	8	1	2	0	0	0	0	0	0	0	0	0	0	0	0	0	0	11	10
YEAR	88	0	118	118	81	162	59	177	78	312	51	255	25	150	17	119	31	248	21	241	569	1782

* 1976 COMBINED BOAT SUCCESS LEVEL *

STATISTICAL AREA : 17

	CATCH PER BOAT DAY																					
	0		1		2		3		4		5		6		7		8		9 PLUS		TOTAL	
	# OF BOAT DAYS	# OF FISH	# OF BOAT DAYS	# OF FISH	# OF BOAT DAYS	# OF FISH	# OF BOAT DAYS	# OF FISH	# OF BOAT DAYS	# OF FISH	# OF BOAT DAYS	# OF FISH	# OF BOAT DAYS	# OF FISH	# OF BOAT DAYS	# OF FISH	# OF BOAT DAYS	# OF FISH	# OF BOAT DAYS	# OF FISH	# OF BOAT DAYS	# OF FISH
JAN	5	0	3	3	0	0	2	6	1	4	1	5	2	12	1	7	1	8	0	0	16	45
FEB	4	0	0	0	0	0	3	9	3	12	0	0	0	0	0	0	0	0	0	0	10	21
MAR	4	0	4	4	4	8	1	3	1	4	0	0	0	0	0	0	1	8	0	0	15	27
APR	2	0	8	8	5	10	10	30	6	24	1	5	3	18	3	21	5	40	2	21	45	177
MAY	16	0	12	12	17	34	8	24	11	44	3	15	2	12	2	14	4	32	5	56	80	243
JUN	11	0	22	22	11	22	12	36	15	60	6	30	4	24	1	7	4	32	0	0	86	233
JUL	21	0	23	23	19	38	14	42	8	32	8	40	8	48	3	21	4	32	3	32	111	308
AUG	20	0	33	33	25	50	25	75	12	48	5	25	6	36	3	21	8	64	1	10	138	362
SEP	15	0	14	14	14	28	14	42	8	32	5	25	3	18	0	0	2	16	3	33	78	208
OCT	11	0	12	12	10	20	8	24	8	32	12	60	4	24	4	28	1	8	2	28	72	236
NOV	10	0	5	5	2	4	2	6	2	8	0	0	3	18	0	0	0	0	0	0	24	41
DEC	4	0	6	6	3	6	3	9	5	20	0	0	1	6	0	0	1	8	0	0	23	55
YEAR	123	0	142	142	110	220	102	306	80	320	41	205	36	216	17	119	31	248	16	180	698	1956

	CATCH PER BOAT DAY																																						
	0	1	2	3	4	5	6	7	8	9 PLUS	TOTAL	# OF BOAT DAYS	# OF BOAT FISH	# OF BOAT DAYS	# OF BOAT FISH	# OF BOAT DAYS	# OF BOAT FISH	# OF BOAT DAYS	# OF BOAT FISH	# OF BOAT DAYS	# OF BOAT FISH	# OF BOAT DAYS	# OF BOAT FISH	# OF BOAT DAYS	# OF BOAT FISH	# OF BOAT DAYS	# OF BOAT FISH												
JAN	3	4	5	6	7	1	5	1	6	0	38	0	4	4	10	18	28	5	30	7	48	0	0	150	3	0	4	4	10	18	28	5	30	7	48	0	0	150	
FEB	1	3	5	7	8	1	0	2	1	1	29	0	3	10	21	32	5	0	0	14	8	9	102	1	0	3	10	21	32	5	0	0	14	8	9	102			
MAR	4	3	3	2	5	2	1	0	4	0	24	0	3	3	6	6	20	10	6	0	32	0	0	83	4	0	3	3	6	6	20	10	6	0	32	0	0	83	
APR	5	7	2	6	3	1	1	1	9	2	37	0	7	7	4	18	12	5	6	7	72	28	159	5	0	7	7	4	18	12	5	6	7	72	28	159			
MAY	7	9	9	11	5	3	1	2	3	1	51	0	9	9	18	33	20	3	6	14	24	12	151	7	0	9	9	18	33	20	3	6	14	24	12	151			
JUN	12	11	15	11	7	0	2	0	2	0	60	0	11	11	30	33	28	0	12	0	16	0	130	12	0	11	11	30	33	28	0	12	0	16	0	130			
JUL	11	14	14	10	7	3	1	3	2	1	66	0	14	14	28	30	28	15	6	21	16	11	169	11	0	14	14	28	30	28	15	6	21	16	11	169			
AUG	7	11	19	4	13	4	4	6	4	7	79	0	11	11	38	12	52	20	4	24	42	32	308	7	0	11	11	38	12	52	20	4	24	42	32	77	308		
SEP	2	12	14	13	8	6	3	2	3	1	64	0	12	12	28	39	32	30	18	14	24	12	209	2	0	12	12	28	39	32	30	18	14	24	12	12	64	12	209
OCT	12	13	14	11	8	3	2	1	0	2	66	0	13	13	28	33	32	15	12	7	0	25	165	12	0	13	13	28	33	32	15	12	7	0	25	66	25	165	
NOV	12	7	6	8	6	2	0	0	2	2	45	0	7	7	12	24	24	10	0	0	16	22	115	12	0	7	7	12	24	24	10	0	0	16	22	45	22	115	
DEC	5	8	7	7	9	0	4	4	11	4	59	0	8	8	14	21	36	0	24	28	88	41	260	5	0	8	8	14	21	36	0	24	28	11	41	59	41	260	
YEAR	81	102	113	96	86	26	24	22	47	21	618	0	102	102	226	288	344	130	144	154	376	237	2001	81	0	102	102	226	288	344	130	144	154	376	237	2001			

* 1976 COMBINED BOAT SUCCESS LEVEL *

STATISTICAL AREA : 19

	CATCH PER BOAT DAY																					
	0		1		2		3		4		5		6		7		8		9 PLUS		TOTAL	
	# OF BOAT DAYS	# OF FISH	# OF BOAT DAYS	# OF FISH	# OF BOAT DAYS	# OF FISH	# OF BOAT DAYS	# OF FISH	# OF BOAT DAYS	# OF FISH	# OF BOAT DAYS	# OF FISH	# OF BOAT DAYS	# OF FISH	# OF BOAT DAYS	# OF FISH	# OF BOAT DAYS	# OF FISH	# OF BOAT DAYS	# OF FISH	# OF BOAT DAYS	# OF FISH
JAN	12	0	9	9	5	10	0	0	11	44	1	5	0	0	0	0	3	24	0	0	41	92
FEB	3	0	8	8	7	14	1	3	7	28	1	5	0	0	0	0	0	0	0	0	27	58
MAR	1	0	3	3	3	6	0	0	0	0	0	0	0	0	0	0	0	0	0	0	7	9
APR	1	0	9	9	7	14	1	3	3	12	0	0	0	0	1	7	0	0	0	0	22	45
MAY	11	0	13	13	7	14	4	12	5	20	1	5	0	0	0	0	0	0	0	0	41	64
JUN	14	0	12	12	7	14	3	9	3	12	0	0	0	0	1	7	0	0	1	11	41	65
JUL	8	0	10	10	4	8	5	15	3	12	3	15	6	36	0	0	3	24	0	0	42	120
AUG	5	0	6	6	5	10	3	9	2	8	1	5	5	30	3	21	1	8	3	38	34	135
SEP	8	0	10	10	2	4	0	0	0	0	0	0	0	0	0	0	0	0	0	0	20	14
OCT	3	0	6	6	4	8	3	9	4	16	1	5	0	0	0	0	1	8	0	0	22	52
NOV	9	0	4	4	10	20	5	15	7	28	2	10	3	18	1	7	5	40	0	0	46	142
DEC	6	0	9	9	11	22	12	36	7	28	2	10	2	12	2	14	5	40	1	12	57	183
YEAR	81	0	99	99	72	144	37	111	52	208	12	60	16	96	8	56	18	144	5	61	400	979

	CATCH PER BOAT DAY																					
	0		1		2		3		4		5		6		7		8		9 PLUS		TOTAL	
	# OF BOAT DAYS	# OF FISH	# OF BOAT DAYS	# OF FISH	# OF BOAT DAYS	# OF FISH	# OF BOAT DAYS	# OF FISH	# OF BOAT DAYS	# OF FISH	# OF BOAT DAYS	# OF FISH	# OF BOAT DAYS	# OF FISH	# OF BOAT DAYS	# OF FISH	# OF BOAT DAYS	# OF FISH	# OF BOAT DAYS	# OF FISH	# OF BOAT DAYS	# OF FISH
JAN	0 0		0 0		0 0		1 3		0 0		0 0		0 0		0 0		0 0		0 0		1 3	
FEB	0 0		0 0		0 0		0 0		0 0		0 0		0 0		0 0		0 0		0 0		0 0	
MAR	1 0		0 0		0 0		0 0		0 0		0 0		0 0		0 0		0 0		0 0		1 0	
APR	0 0		1 1		0 0		0 0		0 0		0 0		0 0		0 0		0 0		0 0		1 1	
MAY	0 0		0 0		0 0		0 0		1 4		0 0		0 0		0 0		0 0		0 0		1 4	
JUN	1 0		2 2		2 4		1 3		0 0		0 0		0 0		0 0		0 0		0 0		6 9	
JUL	1 0		4 4		1 2		1 3		2 8		0 0		0 0		0 0		0 0		0 0		9 17	
AUG	0 0		0 0		1 2		0 0		0 0		0 0		1 6		0 0		0 0		0 0		2 8	
SEP	1 0		0 0		2 4		0 0		1 4		0 0		0 0		0 0		0 0		1 9		5 17	
OCT	1 0		1 1		1 2		0 0		2 8		0 0		0 0		0 0		0 0		0 0		5 11	
NOV	0 0		0 0		0 0		0 0		0 0		0 0		0 0		0 0		0 0		0 0		0 0	
DEC	0 0		0 0		0 0		0 0		0 0		0 0		0 0		0 0		0 0		0 0		0 0	
YEAR	5 0		8 8		7 14		3 9		6 24		0 0		1 6		0 0		0 0		1 9		31 70	

* 1976 COMBINED BOAT SUCCESS LEVEL *

STATISTICAL AREA : 28

	CATCH PER BOAT DAY																					
	0		1		2		3		4		5		6		7		8		9 PLUS		TOTAL	
	# OF BOAT DAYS	# OF FISH	# OF BOAT DAYS	# OF FISH	# OF BOAT DAYS	# OF FISH	# OF BOAT DAYS	# OF FISH	# OF BOAT DAYS	# OF FISH	# OF BOAT DAYS	# OF FISH	# OF BOAT DAYS	# OF FISH	# OF BOAT DAYS	# OF FISH	# OF BOAT DAYS	# OF FISH	# OF BOAT DAYS	# OF FISH	# OF BOAT DAYS	# OF FISH
JAN	3 0		4 4		3 6		0 0		0 0		0 0		0 0		0 0		0 0		0 0		10 10	
FEB	2 0		2 2		0 0		0 0		0 0		0 0		0 0		0 0		0 0		0 0		4 2	
MAR	2 0		1 1		0 0		1 3		1 4		0 0		0 0		0 0		1 8		0 0		6 16	
APR	6 0		2 2		0 0		4 12		2 8		0 0		0 0		0 0		0 0		0 0		14 22	
MAY	10 0		9 9		4 8		4 12		2 8		2 10		1 6		1 7		1 8		0 0		34 68	
JUN	9 0		7 7		2 4		5 15		9 36		1 5		3 18		2 14		4 32		0 0		42 131	
JUL	15 0		6 6		7 14		5 15		9 36		1 5		0 0		1 7		1 8		0 0		45 91	
AUG	9 0		17 17		12 24		9 27		5 20		2 10		2 12		1 7		1 8		0 0		58 125	
SEP	10 0		7 7		6 12		2 6		3 12		0 0		0 0		0 0		0 0		0 0		28 37	
OCT	5 0		0 0		1 2		1 3		2 8		0 0		1 6		1 7		0 0		0 0		11 26	
NOV	3 0		1 1		2 4		3 9		3 12		1 5		0 0		0 0		2 16		0 0		15 47	
DEC	0 0		4 4		6 12		2 6		3 12		0 0		2 12		1 7		2 16		2 26		22 95	
YEAR	74 0		60 60		43 86		36 108		39 156		7 35		9 54		7 49		12 96		2 26		289 670	

* 1976 COMBINED BOAT SUCCESS LEVEL *

STATISTICAL AREA : 29

	CATCH PER BOAT DAY																					
	0		1		2		3		4		5		6		7		8		9 PLUS		TOTAL	
	# OF BOAT DAYS	# OF FISH	# OF BOAT DAYS	# OF FISH	# OF BOAT DAYS	# OF FISH	# OF BOAT DAYS	# OF FISH	# OF BOAT DAYS	# OF FISH	# OF BOAT DAYS	# OF FISH	# OF BOAT DAYS	# OF FISH	# OF BOAT DAYS	# OF FISH	# OF BOAT DAYS	# OF FISH	# OF BOAT DAYS	# OF FISH	# OF BOAT DAYS	# OF FISH
JAN	2 0		3 3		0 0		1 3		2 8		0 0		2 12		0 0		0 0		0 0		10 26	
FEB	0 0		5 5		2 4		2 6		1 4		1 5		1 6		0 0		0 0		1 12		13 42	
MAR	3 0		1 1		0 0		2 6		1 4		0 0		1 6		0 0		0 0		0 0		8 17	
APR	3 0		5 5		1 2		3 9		5 20		0 0		0 0		0 0		1 8		0 0		18 44	
MAY	3 0		3 3		3 6		1 3		2 8		0 0		0 0		0 0		0 0		0 0		12 20	
JUN	1 0		4 4		1 2		3 9		4 16		2 10		0 0		0 0		0 0		1 12		16 53	
JUL	2 0		4 4		3 6		2 6		6 24		3 15		1 6		0 0		8 64		0 0		29 125	
AUG	0 0		9 9		2 4		2 6		3 12		1 5		1 6		0 0		2 16		0 0		20 58	
SEP	6 0		10 10		1 2		1 3		0 0		0 0		0 0		0 0		0 0		0 0		18 15	
OCT	2 0		4 4		3 6		4 12		2 8		1 5		0 0		0 0		2 16		0 0		18 51	
NOV	0 0		1 1		5 10		4 12		6 24		3 15		1 6		2 14		3 24		0 0		25 106	
DEC	0 0		4 4		1 2		2 6		7 28		5 25		0 0		0 0		5 40		3 36		27 141	
YEAR	22 0		53 53		22 44		27 81		39 156		16 80		7 42		2 14		21 168		5 60		214 698	

* 1976 COMBINED BOAT SUCCESS LEVEL *

STATISTICAL AREA : 13 & 14

	CATCH PER BOAT DAY																					
	0		1		2		3		4		5		6		7		8		9 PLUS		TOTAL	
	# OF BOAT DAYS	# OF FISH	# OF BOAT DAYS	# OF FISH	# OF BOAT DAYS	# OF FISH	# OF BOAT DAYS	# OF FISH	# OF BOAT DAYS	# OF FISH	# OF BOAT DAYS	# OF FISH	# OF BOAT DAYS	# OF FISH	# OF BOAT DAYS	# OF FISH	# OF BOAT DAYS	# OF FISH	# OF BOAT DAYS	# OF FISH	# OF BOAT DAYS	# OF FISH
JAN	1	0	6	6	2	4	1	3	0	0	1	5	0	0	1	7	0	0	1	13	13	38
FEB	0	0	2	2	1	2	1	3	0	0	1	5	0	0	0	0	0	0	0	0	5	12
MAR	4	0	5	5	2	4	0	0	1	4	1	5	1	6	0	0	0	0	0	0	14	24
APR	5	0	7	7	6	12	5	15	8	32	2	10	0	0	1	7	8	64	5	57	47	204
MAY	23	0	27	27	24	48	6	18	10	40	5	25	3	18	5	35	9	72	7	93	119	376
JUN	45	0	53	53	31	62	34	102	28	112	13	65	7	42	10	70	31	248	5	71	257	825
JUL	40	0	64	64	37	74	35	105	43	172	25	125	20	120	9	63	16	128	20	228	309	1079
AUG	49	0	69	69	57	114	49	147	30	120	17	85	19	114	12	84	12	96	7	74	321	903
SEP	19	0	20	20	19	38	7	21	14	56	7	35	5	30	5	35	6	48	3	32	105	315
OCT	6	0	7	7	5	10	5	15	1	4	1	5	1	6	2	14	0	0	1	12	29	73
NOV	2	0	10	10	1	2	4	12	2	8	0	0	2	12	0	0	0	0	0	0	21	44
DEC	7	0	6	6	2	4	4	12	2	8	0	0	1	6	1	7	2	16	2	19	27	78
YEAR	201	0	276	276	187	374	151	453	139	556	73	365	59	354	46	322	84	672	51	599	1267	3971

* 1976 COMBINED BOAT SUCCESS LEVEL *

STATISTICAL AREA : 15 & 16

	CATCH PER BOAT DAY																						
	0		1		2		3		4		5		6		7		8		9 PLUS		TOTAL		
	# OF BOAT DAYS	# OF FISH	# OF BOAT DAYS	# OF FISH	# OF BOAT DAYS	# OF FISH	# OF BOAT DAYS	# OF FISH	# OF BOAT DAYS	# OF FISH	# OF BOAT DAYS	# OF FISH	# OF BOAT DAYS	# OF FISH	# OF BOAT DAYS	# OF FISH	# OF BOAT DAYS	# OF FISH	# OF BOAT DAYS	# OF FISH	# OF BOAT DAYS	# OF FISH	
JAN	9	0	4	4	1	2	1	3	0	0	0	0	0	0	0	0	0	0	0	0	0	15	9
FEB	5	0	2	2	2	4	1	3	0	0	0	0	0	0	0	0	0	0	0	0	0	10	9
MAR	5	0	4	4	1	2	0	0	1	4	0	0	0	0	0	0	0	0	0	0	0	11	10
APR	6	0	11	11	5	10	7	21	6	24	4	20	2	12	0	0	2	16	2	32	45	146	
MAY	6	0	16	16	7	14	9	27	6	24	8	40	2	12	2	14	8	64	0	0	64	211	
JUN	6	0	16	16	10	20	5	15	16	64	8	40	2	12	3	21	8	64	1	16	75	268	
JUL	23	0	22	22	17	34	14	42	18	72	13	65	5	30	5	35	8	64	7	78	132	442	
AUG	16	0	29	29	29	58	13	39	22	88	12	60	8	48	7	49	5	40	11	123	152	534	
SEP	13	0	12	12	10	20	15	45	7	28	7	35	4	24	0	0	5	40	2	20	75	224	
OCT	2	0	3	3	5	10	1	3	4	16	1	5	3	18	2	14	0	0	0	0	21	69	
NOV	3	0	2	2	2	4	0	0	4	16	0	0	0	0	0	0	0	0	0	0	11	22	
DEC	2	0	8	8	1	2	0	0	0	0	0	0	0	0	0	0	0	0	0	0	11	10	
YEAR	96	0	129	129	90	180	66	198	84	336	53	265	26	156	19	133	36	288	23	269	622	1954	

* 1976 COMBINED BOAT SUCCESS LEVEL *

STATISTICAL AREA : 19 & 20

	CATCH PER BOAT DAY																					
	0		1		2		3		4		5		6		7		8		9 PLUS		TOTAL	
	# OF BOAT DAYS	# OF FISH	# OF BOAT DAYS	# OF FISH	# OF BOAT DAYS	# OF FISH	# OF BOAT DAYS	# OF FISH	# OF BOAT DAYS	# OF FISH	# OF BOAT DAYS	# OF FISH	# OF BOAT DAYS	# OF FISH	# OF BOAT DAYS	# OF FISH	# OF BOAT DAYS	# OF FISH	# OF BOAT DAYS	# OF FISH	# OF BOAT DAYS	# OF FISH
JAN	12 0		9 9		5 10		0 0		11 44		1 5		0 0		0 0		3 24		0 0		41 92	
FEB	3 0		8 8		7 14		1 3		7 28		1 5		0 0		0 0		0 0		0 0		27 58	
MAR	1 0		3 3		3 6		0 0		0 0		0 0		0 0		0 0		0 0		0 0		7 9	
APR	1 0		9 9		7 14		1 3		3 12		0 0		0 0		1 7		0 0		0 0		22 45	
MAY	11 0		13 13		7 14		4 12		5 20		1 5		0 0		0 0		0 0		0 0		41 64	
JUN	14 0		12 12		7 14		3 9		3 12		0 0		0 0		1 7		0 0		1 11		41 65	
JUL	8 0		10 10		4 8		5 15		3 12		3 15		6 36		0 0		3 24		0 0		42 120	
AUG	5 0		6 6		5 10		3 9		2 8		1 5		5 30		3 21		1 8		3 38		34 135	
SEP	8 0		10 10		2 4		0 0		0 0		0 0		0 0		0 0		0 0		0 0		20 14	
OCT	3 0		6 6		4 8		3 9		4 16		1 5		0 0		0 0		1 8		0 0		22 52	
NOV	9 0		4 4		10 20		5 15		7 28		2 10		3 18		1 7		5 40		0 0		46 142	
DEC	6 0		9 9		11 22		12 36		7 28		2 10		2 12		2 14		5 40		1 12		57 183	
YEAR	81 0		99 99		72 144		37 111		52 208		12 60		16 96		8 56		18 144		5 61		400 979	

* 1976 COMBINED BOAT SUCCESS LEVEL *

STATISTICAL AREA : 28 & 29

	CATCH PER BOAT DAY																					
	0		1		2		3		4		5		6		7		8		9 PLUS		TOTAL	
	# OF BOAT DAYS	# OF FISH	# OF BOAT DAYS	# OF FISH	# OF BOAT DAYS	# OF FISH	# OF BOAT DAYS	# OF FISH	# OF BOAT DAYS	# OF FISH	# OF BOAT DAYS	# OF FISH	# OF BOAT DAYS	# OF FISH	# OF BOAT DAYS	# OF FISH	# OF BOAT DAYS	# OF FISH	# OF BOAT DAYS	# OF FISH	# OF BOAT DAYS	# OF FISH
JAN	5	0	7	7	3	6	2	6	2	8	0	0	2	12	0	0	0	0	0	0	21	39
FEB	2	0	7	7	2	4	2	6	1	4	1	5	1	6	0	0	0	0	1	12	17	44
MAR	6	0	2	2	0	0	3	9	2	8	0	0	1	6	0	0	1	8	0	0	15	33
APR	9	0	8	8	1	2	7	21	7	28	0	0	0	0	0	0	1	8	0	0	33	67
MAY	13	0	12	12	7	14	5	15	5	20	2	10	1	6	1	7	1	8	0	0	47	92
JUN	11	0	13	13	5	10	9	27	13	52	3	15	3	18	2	14	4	32	1	12	64	193
JUL	18	0	14	14	11	22	8	24	17	68	4	20	1	6	1	7	9	72	0	0	83	233
AUG	9	0	26	26	15	30	11	33	8	32	3	15	4	24	1	7	3	24	0	0	80	191
SEP	17	0	17	17	9	18	3	9	4	16	0	0	0	0	0	0	0	0	1	9	51	69
OCT	8	0	5	5	5	10	5	15	6	24	1	5	1	6	1	7	2	16	0	0	34	88
NOV	3	0	2	2	7	14	7	21	9	36	4	20	1	6	2	14	5	40	0	0	40	153
DEC	0	0	8	8	7	14	4	12	10	40	5	25	2	12	1	7	7	56	5	62	49	236
YEAR	101	0	121	121	72	144	66	198	84	336	23	115	17	102	9	63	33	264	8	95	534	1438

* 1976 COMBINED BOAT SUCCESS LEVEL *

STATISTICAL AREA : ALL

	CATCH PER BOAT DAY																					
	0		1		2		3		4		5		6		7		8		9 PLUS		TOTAL	
	# OF BOAT DAYS	# OF FISH	# OF BOAT DAYS	# OF FISH	# OF BOAT DAYS	# OF FISH	# OF BOAT DAYS	# OF FISH	# OF BOAT DAYS	# OF FISH	# OF BOAT DAYS	# OF FISH	# OF BOAT DAYS	# OF FISH	# OF BOAT DAYS	# OF FISH	# OF BOAT DAYS	# OF FISH	# OF BOAT DAYS	# OF FISH	# OF BOAT DAYS	# OF FISH
JAN	35	0	33	33	16	32	12	36	21	84	4	20	9	54	3	21	10	80	1	13	144	373
FEB	15	0	22	22	17	34	15	45	19	76	4	20	1	6	2	14	1	8	2	21	98	246
MAR	24	0	21	21	13	26	6	18	10	40	3	15	3	18	0	0	6	48	0	0	86	186
APR	28	0	50	50	26	52	36	108	33	132	8	40	6	36	6	42	25	200	11	138	229	798
MAY	76	0	89	89	71	142	43	129	42	168	22	110	9	54	12	84	25	200	13	161	402	1137
JUN	99	0	127	127	79	158	74	222	82	328	30	150	18	108	17	119	49	392	8	110	583	1714
JUL	121	0	147	147	102	204	86	258	96	384	56	280	41	246	21	147	42	336	31	349	743	2351
AUG	106	0	174	174	150	300	105	315	87	348	42	210	46	276	32	224	33	264	29	322	804	2433
SEP	74	0	85	85	68	136	52	156	41	164	25	125	15	90	7	49	16	128	10	106	393	1039
OCT	42	0	46	46	43	86	33	99	31	124	19	95	11	66	10	70	4	32	5	65	244	683
NOV	39	0	30	30	28	56	26	78	30	120	8	40	9	54	3	21	12	96	2	22	187	517
DEC	24	0	45	45	31	62	30	90	33	132	7	35	10	60	8	56	26	208	12	134	226	822
YEAR	683	0	869	869	644	1288	518	1554	525	2100	228	1140	178	1068	121	847	249	1992	124	1441	4139	12299

Appendix C. Angler Success Level Tables.

* 1975 COHO ANGLER SUCCESS LEVEL *

STATISTICAL AREA : 13

	CATCH PER ANGLER DAY																
	0.0	0.001 TO 0.350	0.351 TO 0.750	0.751 TO 1.250	1.251 TO 1.750	1.751 TO 2.250	2.251 TO 2.750	2.751 TO 3.250	3.251 TO 4.000	4.001 +	TOTAL						
	# OF ANGLER DAYS	# OF ANGLER DAYS	# OF ANGLER DAYS	# OF ANGLER DAYS	# OF ANGLER DAYS	# OF ANGLER DAYS	# OF ANGLER DAYS	# OF ANGLER DAYS	# OF ANGLER DAYS	# OF ANGLER DAYS	# OF ANGLER DAYS	# OF ANGLER DAYS	# OF ANGLER DAYS	# OF ANGLER DAYS	# OF ANGLER DAYS	# OF ANGLER DAYS	# OF ANGLER DAYS
JAN	0.0 0	0.0 0	0.0 0	0.0 0	0.0 0	0.0 0	0.0 0	0.0 0	0.0 0	0.0 0	0.0 0	0.0 0	0.0 0	0.0 0	0.0 0	0.0 0	0.0 0
FEB	0.0 0	0.0 0	0.0 0	0.0 0	0.0 0	0.0 0	0.0 0	0.0 0	0.0 0	0.0 0	0.0 0	0.0 0	0.0 0	0.0 0	0.0 0	0.0 0	0.0 0
MAR	0.0 0	0.0 0	0.0 0	0.0 0	0.0 0	0.0 0	0.0 0	0.0 0	0.0 0	0.0 0	0.0 0	0.0 0	0.0 0	0.0 0	0.0 0	0.0 0	0.0 0
APR	0.0 0	0.0 0	0.0 0	0.0 0	0.0 0	0.0 0	0.0 0	0.0 0	0.0 0	0.0 0	0.0 0	0.0 0	0.0 0	0.0 0	0.0 0	0.0 0	0.0 0
MAY	0.0 0	0.0 0	0.0 0	0.0 0	0.0 0	0.0 0	0.0 0	0.0 0	0.0 0	0.0 0	0.0 0	0.0 0	0.0 0	0.0 0	0.0 0	0.0 0	0.0 0
JUN	0.0 0	0.0 0	0.0 0	0.0 0	0.0 0	0.0 0	0.0 0	0.0 0	0.0 0	0.0 0	0.0 0	0.0 0	0.0 0	0.0 0	0.0 0	0.0 0	0.0 0
JUL	0.0 0	0.0 0	0.0 0	0.0 0	0.0 0	0.0 0	0.0 0	0.0 0	0.0 0	0.0 0	0.0 0	0.0 0	0.0 0	0.0 0	0.0 0	0.0 0	0.0 0
AUG	76.0 0	27.0 8	50.0 27	45.0 45	48.0 71	23.0 46	13.0 33	18.0 54	21.0 79	0.0 0	0.0 0	0.0 0	0.0 0	0.0 0	0.0 0	321.0 363	0.0 0
SEP	15.0 0	7.0 2	16.0 9	17.0 17	6.0 9	7.0 14	6.0 15	0.0 0	6.0 23	0.0 0	0.0 0	0.0 0	0.0 0	0.0 0	0.0 0	80.0 89	0.0 0
OCT	0.0 0	0.0 0	0.0 0	0.0 0	0.0 0	0.0 0	0.0 0	0.0 0	0.0 0	0.0 0	0.0 0	0.0 0	0.0 0	0.0 0	0.0 0	0.0 0	0.0 0
NOV	0.0 0	0.0 0	0.0 0	0.0 0	0.0 0	0.0 0	0.0 0	0.0 0	0.0 0	0.0 0	0.0 0	0.0 0	0.0 0	0.0 0	0.0 0	0.0 0	0.0 0
DEC	0.0 0	0.0 0	0.0 0	0.0 0	0.0 0	0.0 0	0.0 0	0.0 0	0.0 0	0.0 0	0.0 0	0.0 0	0.0 0	0.0 0	0.0 0	0.0 0	0.0 0
YEAR	91.0 0	34.0 10	66.0 36	62.0 62	54.0 80	30.0 60	19.0 48	18.0 54	27.0 102	0.0 0	0.0 0	0.0 0	0.0 0	0.0 0	0.0 0	401.0 452	0.0 0

	CATCH PER ANGLER DAY																					
	0.0		0.001 TO 0.350		0.351 TO 0.750		0.751 TO 1.250		1.251 TO 1.750		1.751 TO 2.250		2.251 TO 2.750		2.751 TO 3.250		3.251 TO 4.000		4.001 +		TOTAL	
	# OF ANGLER DAYS	# OF FISH	# OF ANGLER DAYS	# OF FISH	# OF ANGLER DAYS	# OF FISH	# OF ANGLER DAYS	# OF FISH	# OF ANGLER DAYS	# OF FISH	# OF ANGLER DAYS	# OF FISH	# OF ANGLER DAYS	# OF FISH	# OF ANGLER DAYS	# OF FISH	# OF ANGLER DAYS	# OF FISH	# OF ANGLER DAYS	# OF FISH	# OF ANGLER DAYS	
JAN	0.0 0		0.0 0		0.0 0		0.0 0		0.0 0		0.0 0		0.0 0		0.0 0		0.0 0		0.0 0		0.0 0	
FEB	0.0 0		0.0 0		0.0 0		0.0 0		0.0 0		0.0 0		0.0 0		0.0 0		0.0 0		0.0 0		0.0 0	
MAR	0.0 0		0.0 0		0.0 0		0.0 0		0.0 0		0.0 0		0.0 0		0.0 0		0.0 0		0.0 0		0.0 0	
APR	0.0 0		0.0 0		0.0 0		0.0 0		0.0 0		0.0 0		0.0 0		0.0 0		0.0 0		0.0 0		0.0 0	
MAY	0.0 0		0.0 0		0.0 0		0.0 0		0.0 0		0.0 0		0.0 0		0.0 0		0.0 0		0.0 0		0.0 0	
JUN	0.0 0		0.0 0		0.0 0		0.0 0		0.0 0		0.0 0		0.0 0		0.0 0		0.0 0		0.0 0		0.0 0	
JUL	0.0 0		0.0 0		0.0 0		0.0 0		0.0 0		0.0 0		0.0 0		0.0 0		0.0 0		0.0 0		0.0 0	
AUG	62.0 0		21.0 6		34.0 18		37.0 37		40.0 60		15.0 30		4.0 10		6.0 18		6.0 23		0.0 0		225.0 202	
SEP	111.0 0		3.0 1		40.0 21		31.0 31		14.0 22		15.0 30		6.0 15		4.0 12		10.0 38		0.0 0		234.0 170	
OCT	2.0 0		0.0 0		0.0 0		2.0 2		0.0 0		1.0 2		0.0 0		0.0 0		2.0 7		0.0 0		7.0 11	
NOV	3.0 0		0.0 0		0.0 0		0.0 0		0.0 0		0.0 0		0.0 0		0.0 0		0.0 0		0.0 0		3.0 0	
DEC	3.0 0		0.0 0		0.0 0		0.0 0		0.0 0		0.0 0		0.0 0		0.0 0		0.0 0		0.0 0		3.0 0	
YEAR	181.0 0		24.0 7		74.0 39		70.0 70		54.0 82		31.0 62		10.0 25		10.0 30		18.0 68		0.0 0		472.0 383	

* 1975 COHO ANGLER SUCCESS LEVEL *

STATISTICAL AREA : 15

	CATCH PER ANGLER DAY																					
	0.0		0.001 TO 0.350		0.351 TO 0.750		0.751 TO 1.250		1.251 TO 1.750		1.751 TO 2.250		2.251 TO 2.750		2.751 TO 3.250		3.251 TO 4.000		4.001 +		TOTAL	
	# OF ANGLER DAYS	# OF FISH	# OF ANGLER DAYS	# OF FISH	# OF ANGLER DAYS	# OF FISH	# OF ANGLER DAYS	# OF FISH	# OF ANGLER DAYS	# OF FISH	# OF ANGLER DAYS	# OF FISH	# OF ANGLER DAYS	# OF FISH	# OF ANGLER DAYS	# OF FISH	# OF ANGLER DAYS	# OF FISH	# OF ANGLER DAYS	# OF FISH	# OF ANGLER DAYS	
JAN	0.0 0	0.0 0	0.0 0	0.0 0	0.0 0	0.0 0	0.0 0	0.0 0	0.0 0	0.0 0	0.0 0	0.0 0	0.0 0	0.0 0	0.0 0	0.0 0	0.0 0	0.0 0	0.0 0	0.0 0	0.0 0	
FEB	0.0 0	0.0 0	0.0 0	0.0 0	0.0 0	0.0 0	0.0 0	0.0 0	0.0 0	0.0 0	0.0 0	0.0 0	0.0 0	0.0 0	0.0 0	0.0 0	0.0 0	0.0 0	0.0 0	0.0 0	0.0 0	
MAR	0.0 0	0.0 0	0.0 0	0.0 0	0.0 0	0.0 0	0.0 0	0.0 0	0.0 0	0.0 0	0.0 0	0.0 0	0.0 0	0.0 0	0.0 0	0.0 0	0.0 0	0.0 0	0.0 0	0.0 0	0.0 0	
APR	0.0 0	0.0 0	0.0 0	0.0 0	0.0 0	0.0 0	0.0 0	0.0 0	0.0 0	0.0 0	0.0 0	0.0 0	0.0 0	0.0 0	0.0 0	0.0 0	0.0 0	0.0 0	0.0 0	0.0 0	0.0 0	
MAY	0.0 0	0.0 0	0.0 0	0.0 0	0.0 0	0.0 0	0.0 0	0.0 0	0.0 0	0.0 0	0.0 0	0.0 0	0.0 0	0.0 0	0.0 0	0.0 0	0.0 0	0.0 0	0.0 0	0.0 0	0.0 0	
JUN	0.0 0	0.0 0	0.0 0	0.0 0	0.0 0	0.0 0	0.0 0	0.0 0	0.0 0	0.0 0	0.0 0	0.0 0	0.0 0	0.0 0	0.0 0	0.0 0	0.0 0	0.0 0	0.0 0	0.0 0	0.0 0	
JUL	0.0 0	0.0 0	0.0 0	0.0 0	0.0 0	0.0 0	0.0 0	0.0 0	0.0 0	0.0 0	0.0 0	0.0 0	0.0 0	0.0 0	0.0 0	0.0 0	0.0 0	0.0 0	0.0 0	0.0 0	0.0 0	
AUG	2.0 0	0.0 0	4.0 2	0.0 0	0.0 0	1.0 2	0.0 0	2.0 6	2.0 8	0.0 0	11.0 18											
SEP	1.0 0	0.0 0	0.0 0	1.0 1	3.0 4	2.0 4	0.0 0	5.0 15	0.0 0	12.0 24												
OCT	0.0 0	0.0 0	0.0 0	0.0 0	0.0 0	0.0 0	0.0 0	0.0 0	0.0 0	0.0 0	0.0 0	0.0 0	0.0 0	0.0 0	0.0 0	0.0 0	0.0 0	0.0 0	0.0 0	0.0 0	0.0 0	
NOV	0.0 0	0.0 0	0.0 0	0.0 0	0.0 0	0.0 0	0.0 0	0.0 0	0.0 0	0.0 0	0.0 0	0.0 0	0.0 0	0.0 0	0.0 0	0.0 0	0.0 0	0.0 0	0.0 0	0.0 0	0.0 0	
DEC	3.0 0	0.0 0	0.0 0	0.0 0	0.0 0	0.0 0	0.0 0	0.0 0	0.0 0	0.0 0	0.0 0	0.0 0	0.0 0	0.0 0	0.0 0	0.0 0	0.0 0	0.0 0	0.0 0	0.0 0	3.0 0	
YEAR	6.0 0	0.0 0	4.0 2	1.0 1	3.0 4	3.0 6	0.0 0	7.0 21	2.0 8	0.0 0	26.0 42											

	CATCH PER ANGLER DAY											
	0.0	0.001 TO 0.350	0.351 TO 0.750	0.751 TO 1.250	1.251 TO 1.750	1.751 TO 2.250	2.251 TO 2.750	2.751 TO 3.250	3.251 TO 4.000	4.001 +	TOTAL	
	# OF ANGLER DAYS	# OF ANGLER DAYS	# OF ANGLER DAYS	# OF ANGLER DAYS	# OF ANGLER DAYS	# OF ANGLER DAYS	# OF ANGLER DAYS	# OF ANGLER DAYS	# OF ANGLER DAYS	# OF ANGLER DAYS	# OF ANGLER DAYS	# OF ANGLER DAYS
JAN	0.0 0	0.0 0	0.0 0	0.0 0	0.0 0	0.0 0	0.0 0	0.0 0	0.0 0	0.0 0	0.0 0	0.0 0
FEB	0.0 0	0.0 0	0.0 0	0.0 0	0.0 0	0.0 0	0.0 0	0.0 0	0.0 0	0.0 0	0.0 0	0.0 0
MAR	0.0 0	0.0 0	0.0 0	0.0 0	0.0 0	0.0 0	0.0 0	0.0 0	0.0 0	0.0 0	0.0 0	0.0 0
APR	0.0 0	0.0 0	0.0 0	0.0 0	0.0 0	0.0 0	0.0 0	0.0 0	0.0 0	0.0 0	0.0 0	0.0 0
MAY	0.0 0	0.0 0	0.0 0	0.0 0	0.0 0	0.0 0	0.0 0	0.0 0	0.0 0	0.0 0	0.0 0	0.0 0
JUN	0.0 0	0.0 0	0.0 0	0.0 0	0.0 0	0.0 0	0.0 0	0.0 0	0.0 0	0.0 0	0.0 0	0.0 0
JUL	0.0 0	0.0 0	0.0 0	0.0 0	0.0 0	0.0 0	0.0 0	0.0 0	0.0 0	0.0 0	0.0 0	0.0 0
AUG	15.0 0	4.0 1	26.0 16	15.0 15	15.0 22	15.0 30	6.0 15	2.0 6	1.0 4	0.0 0	99.0 109	0.0 0
SEP	32.0 0	7.0 2	16.0 8	17.0 17	16.0 24	10.0 20	2.0 5	3.0 9	2.0 8	0.0 0	105.0 93	0.0 0
OCT	18.0 0	0.0 0	0.0 0	2.0 2	4.0 6	0.0 0	0.0 0	0.0 0	0.0 0	0.0 0	24.0 8	0.0 0
NOV	27.0 0	0.0 0	2.0 1	1.0 1	0.0 0	0.0 0	0.0 0	0.0 0	0.0 0	0.0 0	30.0 2	0.0 0
DEC	20.0 0	0.0 0	0.0 0	0.0 0	0.0 0	0.0 0	0.0 0	0.0 0	0.0 0	0.0 0	20.0 0	0.0 0
YEAR	112.0 0	11.0 3	44.0 25	35.0 35	35.0 52	25.0 50	8.0 20	5.0 15	3.0 12	0.0 0	278.0 212	0.0 0

* 1975 COHO ANGLER SUCCESS LEVEL *

STATISTICAL AREA : 17

	CATCH PER ANGLER DAY											
	0.0	0.001 TO 0.350	0.351 TO 0.750	0.751 TO 1.250	1.251 TO 1.750	1.751 TO 2.250	2.251 TO 2.750	2.751 TO 3.250	3.251 TO 4.000	4.001 +	TOTAL	
	# OF ANGLER DAYS	# OF FISH	# OF ANGLER DAYS	# OF FISH	# OF ANGLER DAYS	# OF FISH	# OF ANGLER DAYS	# OF FISH	# OF ANGLER DAYS	# OF FISH	# OF ANGLER DAYS	# OF FISH
JAN	0.0 0	0.0 0	0.0 0	0.0 0	0.0 0	0.0 0	0.0 0	0.0 0	0.0 0	0.0 0	0.0 0	0.0 0
FEB	0.0 0	0.0 0	0.0 0	0.0 0	0.0 0	0.0 0	0.0 0	0.0 0	0.0 0	0.0 0	0.0 0	0.0 0
MAR	0.0 0	0.0 0	0.0 0	0.0 0	0.0 0	0.0 0	0.0 0	0.0 0	0.0 0	0.0 0	0.0 0	0.0 0
APR	0.0 0	0.0 0	0.0 0	0.0 0	0.0 0	0.0 0	0.0 0	0.0 0	0.0 0	0.0 0	0.0 0	0.0 0
MAY	0.0 0	0.0 0	0.0 0	0.0 0	0.0 0	0.0 0	0.0 0	0.0 0	0.0 0	0.0 0	0.0 0	0.0 0
JUN	0.0 0	0.0 0	0.0 0	0.0 0	0.0 0	0.0 0	0.0 0	0.0 0	0.0 0	0.0 0	0.0 0	0.0 0
JUL	0.0 0	0.0 0	0.0 0	0.0 0	0.0 0	0.0 0	0.0 0	0.0 0	0.0 0	0.0 0	0.0 0	0.0 0
AUG	55.0 0	15.0 5	16.0 9	12.0 12	5.0 7	4.0 8	10.0 25	3.0 9	0.0 0	0.0 0	120.0 75	
SEP	30.0 0	7.0 2	12.0 6	7.0 7	11.0 16	0.0 0	0.0 0	0.0 0	0.0 0	0.0 0	67.0 31	
OCT	7.0 0	0.0 0	2.0 1	2.0 2	0.0 0	0.0 0	0.0 0	0.0 0	0.0 0	0.0 0	11.0 3	
NOV	19.0 0	0.0 0	0.0 0	0.0 0	0.0 0	0.0 0	0.0 0	0.0 0	0.0 0	0.0 0	19.0 0	
DEC	21.0 0	0.0 0	0.0 0	0.0 0	0.0 0	0.0 0	0.0 0	0.0 0	0.0 0	0.0 0	21.0 0	
YEAR	132.0 0	22.0 7	30.0 16	21.0 21	16.0 23	4.0 8	10.0 25	3.0 9	0.0 0	0.0 0	238.0 109	

	CATCH PER ANGLER DAY																					
	0.0	0.001 TO 0.350	0.351 TO 0.750	0.751 TO 1.250	1.251 TO 1.750	1.751 TO 2.250	2.251 TO 2.750	2.751 TO 3.250	3.251 TO 4.000	4.001 +	TOTAL											
	# OF ANGLER DAYS	# OF ANGLER DAYS	# OF ANGLER DAYS	# OF ANGLER DAYS	# OF ANGLER DAYS	# OF ANGLER DAYS	# OF ANGLER DAYS	# OF ANGLER DAYS	# OF ANGLER DAYS	# OF ANGLER DAYS	# OF ANGLER DAYS	# OF ANGLER DAYS	# OF ANGLER DAYS	# OF ANGLER DAYS	# OF ANGLER DAYS	# OF ANGLER DAYS	# OF ANGLER DAYS	# OF ANGLER DAYS	# OF ANGLER DAYS	# OF ANGLER DAYS	# OF ANGLER DAYS	
JAN	0.0 0	0.0 0	0.0 0	0.0 0	0.0 0	0.0 0	0.0 0	0.0 0	0.0 0	0.0 0	0.0 0	0.0 0	0.0 0	0.0 0	0.0 0	0.0 0	0.0 0	0.0 0	0.0 0	0.0 0	0.0 0	0.0 0
FEB	0.0 0	0.0 0	0.0 0	0.0 0	0.0 0	0.0 0	0.0 0	0.0 0	0.0 0	0.0 0	0.0 0	0.0 0	0.0 0	0.0 0	0.0 0	0.0 0	0.0 0	0.0 0	0.0 0	0.0 0	0.0 0	0.0 0
MAR	0.0 0	0.0 0	0.0 0	0.0 0	0.0 0	0.0 0	0.0 0	0.0 0	0.0 0	0.0 0	0.0 0	0.0 0	0.0 0	0.0 0	0.0 0	0.0 0	0.0 0	0.0 0	0.0 0	0.0 0	0.0 0	0.0 0
APR	0.0 0	0.0 0	0.0 0	0.0 0	0.0 0	0.0 0	0.0 0	0.0 0	0.0 0	0.0 0	0.0 0	0.0 0	0.0 0	0.0 0	0.0 0	0.0 0	0.0 0	0.0 0	0.0 0	0.0 0	0.0 0	0.0 0
MAY	0.0 0	0.0 0	0.0 0	0.0 0	0.0 0	0.0 0	0.0 0	0.0 0	0.0 0	0.0 0	0.0 0	0.0 0	0.0 0	0.0 0	0.0 0	0.0 0	0.0 0	0.0 0	0.0 0	0.0 0	0.0 0	0.0 0
JUN	0.0 0	0.0 0	0.0 0	0.0 0	0.0 0	0.0 0	0.0 0	0.0 0	0.0 0	0.0 0	0.0 0	0.0 0	0.0 0	0.0 0	0.0 0	0.0 0	0.0 0	0.0 0	0.0 0	0.0 0	0.0 0	0.0 0
JUL	0.0 0	0.0 0	0.0 0	0.0 0	0.0 0	0.0 0	0.0 0	0.0 0	0.0 0	0.0 0	0.0 0	0.0 0	0.0 0	0.0 0	0.0 0	0.0 0	0.0 0	0.0 0	0.0 0	0.0 0	0.0 0	0.0 0
AUG	89.0 0	12.0 4	5.0 3	10.0 11	6.0 9	0.0 0	0.0 0	0.0 0	0.0 0	0.0 0	0.0 0	0.0 0	0.0 0	0.0 0	0.0 0	0.0 0	0.0 0	0.0 0	0.0 0	0.0 0	122.0 27	0.0 0
SEP	72.0 0	3.0 1	22.0 11	13.0 14	3.0 4	3.0 6	0.0 0	1.0 3	0.0 0	0.0 0	0.0 0	0.0 0	0.0 0	0.0 0	0.0 0	0.0 0	0.0 0	0.0 0	0.0 0	0.0 0	117.0 39	0.0 0
OCT	25.0 0	3.0 1	9.0 5	17.0 17	4.0 6	1.0 2	6.0 15	2.0 6	2.0 7	0.0 0	0.0 0	0.0 0	0.0 0	0.0 0	0.0 0	0.0 0	0.0 0	0.0 0	0.0 0	0.0 0	69.0 59	0.0 0
NOV	7.0 0	0.0 0	20.0 11	11.0 11	9.0 13	1.0 2	9.0 23	2.0 6	3.0 11	0.0 0	0.0 0	0.0 0	0.0 0	0.0 0	0.0 0	0.0 0	0.0 0	0.0 0	0.0 0	0.0 0	62.0 77	0.0 0
DEC	14.0 0	7.0 2	18.0 11	9.0 9	0.0 0	10.0 21	13.0 33	9.0 27	5.0 20	0.0 0	0.0 0	0.0 0	0.0 0	0.0 0	0.0 0	0.0 0	0.0 0	0.0 0	0.0 0	0.0 0	85.0 123	0.0 0
YEAR	207.0 0	25.0 8	74.0 41	60.0 62	22.0 32	15.0 31	28.0 71	14.0 42	10.0 38	0.0 0	0.0 0	0.0 0	0.0 0	0.0 0	0.0 0	0.0 0	0.0 0	0.0 0	0.0 0	0.0 0	455.0 325	0.0 0

* 1975 COHO ANGLER SUCCESS LEVEL *

STATISTICAL AREA : 19

	CATCH PER ANGLER DAY											
	0.0	0.001 TO 0.350	0.351 TO 0.750	0.751 TO 1.250	1.251 TO 1.750	1.751 TO 2.250	2.251 TO 2.750	2.751 TO 3.250	3.251 TO 4.000	4.001 +	TOTAL	
	# OF ANGLER DAYS	# OF ANGLER DAYS	# OF ANGLER DAYS	# OF ANGLER DAYS	# OF ANGLER DAYS	# OF ANGLER DAYS	# OF ANGLER DAYS	# OF ANGLER DAYS	# OF ANGLER DAYS	# OF ANGLER DAYS	# OF ANGLER DAYS	# OF ANGLER DAYS
JAN	0.0 0	0.0 0	0.0 0	0.0 0	0.0 0	0.0 0	0.0 0	0.0 0	0.0 0	0.0 0	0.0 0	0.0 0
FEB	0.0 0	0.0 0	0.0 0	0.0 0	0.0 0	0.0 0	0.0 0	0.0 0	0.0 0	0.0 0	0.0 0	0.0 0
MAR	0.0 0	0.0 0	0.0 0	0.0 0	0.0 0	0.0 0	0.0 0	0.0 0	0.0 0	0.0 0	0.0 0	0.0 0
APR	0.0 0	0.0 0	0.0 0	0.0 0	0.0 0	0.0 0	0.0 0	0.0 0	0.0 0	0.0 0	0.0 0	0.0 0
MAY	0.0 0	0.0 0	0.0 0	0.0 0	0.0 0	0.0 0	0.0 0	0.0 0	0.0 0	0.0 0	0.0 0	0.0 0
JUN	0.0 0	0.0 0	0.0 0	0.0 0	0.0 0	0.0 0	0.0 0	0.0 0	0.0 0	0.0 0	0.0 0	0.0 0
JUL	0.0 0	0.0 0	0.0 0	0.0 0	0.0 0	0.0 0	0.0 0	0.0 0	0.0 0	0.0 0	0.0 0	0.0 0
AUG	2.0 0	0.0 0	2.0 1	0.0 0	0.0 0	0.0 0	0.0 0	0.0 0	0.0 0	0.0 0	4.0 1	0.0 0
SEP	27.0 0	3.0 1	0.0 0	0.0 0	0.0 0	0.0 0	0.0 0	0.0 0	0.0 0	0.0 0	30.0 1	0.0 0
OCT	22.0 0	0.0 0	0.0 0	3.0 3	0.0 0	1.0 2	0.0 0	2.0 6	0.0 0	0.0 0	28.0 11	0.0 0
NOV	37.0 0	3.0 1	2.0 1	4.0 4	5.0 7	5.0 10	0.0 0	0.0 0	0.0 0	0.0 0	56.0 23	0.0 0
DEC	25.0 0	0.0 0	0.0 0	7.0 7	4.0 6	1.0 2	0.0 0	0.0 0	0.0 0	0.0 0	37.0 15	0.0 0
YEAR	113.0 0	6.0 2	4.0 2	14.0 14	9.0 13	7.0 14	0.0 0	2.0 6	0.0 0	0.0 0	155.0 51	0.0 0

	CATCH PER ANGLER DAY												
	0.0	0.001 TO 0.350	0.351 TO 0.750	0.751 TO 1.250	1.251 TO 1.750	1.751 TO 2.250	2.251 TO 2.750	2.751 TO 3.250	3.251 TO 4.000	4.001 +	TOTAL		
	# OF ANGLER DAYS	# OF ANGLER DAYS	# OF ANGLER DAYS	# OF ANGLER DAYS	# OF ANGLER DAYS	# OF ANGLER DAYS	# OF ANGLER DAYS	# OF ANGLER DAYS	# OF ANGLER DAYS	# OF ANGLER DAYS	# OF ANGLER DAYS	# OF ANGLER DAYS	# OF ANGLER DAYS
JAN	0.0 0	0.0 0	0.0 0	0.0 0	0.0 0	0.0 0	0.0 0	0.0 0	0.0 0	0.0 0	0.0 0	0.0 0	0.0 0
FEB	0.0 0	0.0 0	0.0 0	0.0 0	0.0 0	0.0 0	0.0 0	0.0 0	0.0 0	0.0 0	0.0 0	0.0 0	0.0 0
MAR	0.0 0	0.0 0	0.0 0	0.0 0	0.0 0	0.0 0	0.0 0	0.0 0	0.0 0	0.0 0	0.0 0	0.0 0	0.0 0
APR	0.0 0	0.0 0	0.0 0	0.0 0	0.0 0	0.0 0	0.0 0	0.0 0	0.0 0	0.0 0	0.0 0	0.0 0	0.0 0
MAY	0.0 0	0.0 0	0.0 0	0.0 0	0.0 0	0.0 0	0.0 0	0.0 0	0.0 0	0.0 0	0.0 0	0.0 0	0.0 0
JUN	0.0 0	0.0 0	0.0 0	0.0 0	0.0 0	0.0 0	0.0 0	0.0 0	0.0 0	0.0 0	0.0 0	0.0 0	0.0 0
JUL	0.0 0	0.0 0	0.0 0	0.0 0	0.0 0	0.0 0	0.0 0	0.0 0	0.0 0	0.0 0	0.0 0	0.0 0	0.0 0
AUG	3.0 0	0.0 0	0.0 0	0.0 0	0.0 0	0.0 0	0.0 0	0.0 0	0.0 0	0.0 0	0.0 0	3.0 0	0.0 0
SEP	0.0 0	0.0 0	0.0 0	0.0 0	0.0 0	0.0 0	0.0 0	0.0 0	0.0 0	0.0 0	0.0 0	0.0 0	0.0 0
OCT	4.0 0	0.0 0	0.0 0	0.0 0	0.0 0	0.0 0	0.0 0	0.0 0	0.0 0	0.0 0	0.0 0	4.0 0	0.0 0
NOV	0.0 0	0.0 0	0.0 0	0.0 0	0.0 0	0.0 0	0.0 0	0.0 0	0.0 0	0.0 0	0.0 0	0.0 0	0.0 0
DEC	0.0 0	0.0 0	0.0 0	0.0 0	0.0 0	0.0 0	0.0 0	0.0 0	0.0 0	0.0 0	0.0 0	0.0 0	0.0 0
YEAR	7.0 0	0.0 0	0.0 0	0.0 0	0.0 0	0.0 0	0.0 0	0.0 0	0.0 0	0.0 0	0.0 0	7.0 0	0.0 0

* 1975 COHO ANGLER SUCCESS LEVEL *

STATISTICAL AREA : 28

	CATCH PER ANGLER DAY												
	0.0	0.001 TO 0.350	0.351 TO 0.750	0.751 TO 1.250	1.251 TO 1.750	1.751 TO 2.250	2.251 TO 2.750	2.751 TO 3.250	3.251 TO 4.000	4.001 +	TOTAL		
	# OF ANGLER DAYS	# OF ANGLER DAYS	# OF ANGLER DAYS	# OF ANGLER DAYS	# OF ANGLER DAYS	# OF ANGLER DAYS	# OF ANGLER DAYS	# OF ANGLER DAYS	# OF ANGLER DAYS	# OF ANGLER DAYS	# OF ANGLER DAYS	# OF ANGLER DAYS	# OF ANGLER DAYS
JAN	0.0 0	0.0 0	0.0 0	0.0 0	0.0 0	0.0 0	0.0 0	0.0 0	0.0 0	0.0 0	0.0 0	0.0 0	0.0 0
FEB	0.0 0	0.0 0	0.0 0	0.0 0	0.0 0	0.0 0	0.0 0	0.0 0	0.0 0	0.0 0	0.0 0	0.0 0	0.0 0
MAR	0.0 0	0.0 0	0.0 0	0.0 0	0.0 0	0.0 0	0.0 0	0.0 0	0.0 0	0.0 0	0.0 0	0.0 0	0.0 0
APR	1.0 0	0.0 0	0.0 0	0.0 0	0.0 0	0.0 0	0.0 0	0.0 0	0.0 0	0.0 0	0.0 0	1.0 0	0.0 0
MAY	5.0 0	0.0 0	0.0 0	1.0 1	0.0 0	0.0 0	0.0 0	0.0 0	0.0 0	0.0 0	0.0 0	6.0 1	0.0 0
JUN	0.0 0	0.0 0	0.0 0	1.0 1	0.0 0	0.0 0	0.0 0	0.0 0	0.0 0	0.0 0	0.0 0	1.0 1	0.0 0
JUL	11.0 0	0.0 0	3.0 2	1.0 1	0.0 0	0.0 0	0.0 0	0.0 0	0.0 0	0.0 0	0.0 0	15.0 3	0.0 0
AUG	36.0 0	0.0 0	2.0 1	16.0 16	0.0 0	2.0 4	0.0 0	0.0 0	0.0 0	0.0 0	0.0 0	56.0 21	0.0 0
SEP	45.0 0	6.0 2	2.0 1	20.0 20	0.0 0	3.0 6	0.0 0	0.0 0	0.0 0	0.0 0	0.0 0	76.0 29	0.0 0
OCT	16.0 0	0.0 0	2.0 1	0.0 0	0.0 0	2.0 4	0.0 0	0.0 0	0.0 0	0.0 0	0.0 0	20.0 5	0.0 0
NOV	4.0 0	0.0 0	0.0 0	0.0 0	0.0 0	0.0 0	0.0 0	0.0 0	0.0 0	0.0 0	0.0 0	4.0 0	0.0 0
DEC	10.0 0	0.0 0	0.0 0	0.0 0	0.0 0	0.0 0	0.0 0	0.0 0	0.0 0	0.0 0	0.0 0	10.0 0	0.0 0
YEAR	128.0 0	6.0 2	9.0 5	39.0 39	0.0 0	7.0 14	0.0 0	0.0 0	0.0 0	0.0 0	0.0 0	189.0 60	0.0 0

	CATCH PER ANGLER DAY																				
	0.0		0.001 TO 0.350		0.351 TO 0.750		0.751 TO 1.250		1.251 TO 1.750		1.751 TO 2.250		2.251 TO 2.750		2.751 TO 3.250		3.251 TO 4.000		4.001 +		TOTAL
	# OF ANGLER DAYS	# OF FISH	# OF ANGLER DAYS	# OF FISH	# OF ANGLER DAYS	# OF FISH	# OF ANGLER DAYS	# OF FISH	# OF ANGLER DAYS	# OF FISH	# OF ANGLER DAYS	# OF FISH	# OF ANGLER DAYS	# OF FISH	# OF ANGLER DAYS	# OF FISH	# OF ANGLER DAYS	# OF FISH	# OF ANGLER DAYS	# OF FISH	# OF ANGLER DAYS
JAN	0.0 0	0.0 0	0.0 0	0.0 0	0.0 0	0.0 0	0.0 0	0.0 0	0.0 0	0.0 0	0.0 0	0.0 0	0.0 0	0.0 0	0.0 0	0.0 0	0.0 0	0.0 0	0.0 0	0.0 0	0.0 0
FEB	0.0 0	0.0 0	0.0 0	0.0 0	0.0 0	0.0 0	0.0 0	0.0 0	0.0 0	0.0 0	0.0 0	0.0 0	0.0 0	0.0 0	0.0 0	0.0 0	0.0 0	0.0 0	0.0 0	0.0 0	0.0 0
MAR	0.0 0	0.0 0	0.0 0	0.0 0	0.0 0	0.0 0	0.0 0	0.0 0	0.0 0	0.0 0	0.0 0	0.0 0	0.0 0	0.0 0	0.0 0	0.0 0	0.0 0	0.0 0	0.0 0	0.0 0	0.0 0
APR	0.0 0	0.0 0	0.0 0	0.0 0	0.0 0	0.0 0	0.0 0	0.0 0	0.0 0	0.0 0	0.0 0	0.0 0	0.0 0	0.0 0	0.0 0	0.0 0	0.0 0	0.0 0	0.0 0	0.0 0	0.0 0
MAY	0.0 0	0.0 0	0.0 0	0.0 0	0.0 0	0.0 0	0.0 0	0.0 0	0.0 0	0.0 0	0.0 0	0.0 0	0.0 0	0.0 0	0.0 0	0.0 0	0.0 0	0.0 0	0.0 0	0.0 0	0.0 0
JUN	0.0 0	0.0 0	0.0 0	0.0 0	0.0 0	0.0 0	0.0 0	0.0 0	0.0 0	0.0 0	0.0 0	0.0 0	0.0 0	0.0 0	0.0 0	0.0 0	0.0 0	0.0 0	0.0 0	0.0 0	0.0 0
JUL	0.0 0	0.0 0	0.0 0	0.0 0	0.0 0	0.0 0	0.0 0	0.0 0	0.0 0	0.0 0	0.0 0	0.0 0	0.0 0	0.0 0	0.0 0	0.0 0	0.0 0	0.0 0	0.0 0	0.0 0	0.0 0
AUG	24.0 0	12.0 2	4.0 2	3.0 3	0.0 0	0.0 0	0.0 0	2.0 6	0.0 0	0.0 0	0.0 0	0.0 0	0.0 0	0.0 0	0.0 0	0.0 0	0.0 0	45.0 13	0.0 0	0.0 0	0.0 0
SEP	38.0 0	3.0 1	4.0 2	1.0 1	3.0 4	0.0 0	0.0 0	0.0 0	0.0 0	0.0 0	0.0 0	0.0 0	0.0 0	0.0 0	0.0 0	0.0 0	0.0 0	49.0 8	0.0 0	0.0 0	0.0 0
OCT	9.0 0	0.0 0	0.0 0	0.0 0	0.0 0	0.0 0	0.0 0	0.0 0	0.0 0	0.0 0	0.0 0	0.0 0	0.0 0	0.0 0	0.0 0	0.0 0	0.0 0	9.0 0	0.0 0	0.0 0	0.0 0
NOV	7.0 0	0.0 0	0.0 0	0.0 0	0.0 0	0.0 0	0.0 0	0.0 0	0.0 0	0.0 0	0.0 0	0.0 0	0.0 0	0.0 0	0.0 0	0.0 0	0.0 0	7.0 0	0.0 0	0.0 0	0.0 0
DEC	11.0 0	0.0 0	0.0 0	0.0 0	0.0 0	0.0 0	0.0 0	0.0 0	0.0 0	0.0 0	0.0 0	0.0 0	0.0 0	0.0 0	0.0 0	0.0 0	0.0 0	11.0 0	0.0 0	0.0 0	0.0 0
YEAR	89.0 0	15.0 3	8.0 4	4.0 4	3.0 4	0.0 0	0.0 0	2.0 6	0.0 0	0.0 0	0.0 0	0.0 0	0.0 0	0.0 0	0.0 0	0.0 0	0.0 0	121.0 21	0.0 0	0.0 0	0.0 0

* 1975 COHO ANGLER SUCCESS LEVEL *

STATISTICAL AREA : 13 & 14

	CATCH PER ANGLER DAY											
	0.0	0.001 TO 0.350	0.351 TO 0.750	0.751 TO 1.250	1.251 TO 1.750	1.751 TO 2.250	2.251 TO 2.750	2.751 TO 3.250	3.251 TO 4.000	4.001 +	TOTAL	
	# OF ANGLER DAYS	# OF ANGLER DAYS	# OF ANGLER DAYS	# OF ANGLER DAYS	# OF ANGLER DAYS	# OF ANGLER DAYS	# OF ANGLER DAYS	# OF ANGLER DAYS	# OF ANGLER DAYS	# OF ANGLER DAYS	# OF ANGLER DAYS	# OF ANGLER DAYS
JAN	0.0 0	0.0 0	0.0 0	0.0 0	0.0 0	0.0 0	0.0 0	0.0 0	0.0 0	0.0 0	0.0 0	0.0 0
FEB	0.0 0	0.0 0	0.0 0	0.0 0	0.0 0	0.0 0	0.0 0	0.0 0	0.0 0	0.0 0	0.0 0	0.0 0
MAR	0.0 0	0.0 0	0.0 0	0.0 0	0.0 0	0.0 0	0.0 0	0.0 0	0.0 0	0.0 0	0.0 0	0.0 0
APR	0.0 0	0.0 0	0.0 0	0.0 0	0.0 0	0.0 0	0.0 0	0.0 0	0.0 0	0.0 0	0.0 0	0.0 0
MAY	0.0 0	0.0 0	0.0 0	0.0 0	0.0 0	0.0 0	0.0 0	0.0 0	0.0 0	0.0 0	0.0 0	0.0 0
JUN	0.0 0	0.0 0	0.0 0	0.0 0	0.0 0	0.0 0	0.0 0	0.0 0	0.0 0	0.0 0	0.0 0	0.0 0
JUL	0.0 0	0.0 0	0.0 0	0.0 0	0.0 0	0.0 0	0.0 0	0.0 0	0.0 0	0.0 0	0.0 0	0.0 0
AUG	138.0 0	48.0 14	84.0 45	82.0 82	88.0 131	38.0 76	17.0 43	24.0 72	27.0 102	0.0 0	546.0 565	
SEP	126.0 0	10.0 3	56.0 30	48.0 48	20.0 31	22.0 44	12.0 30	4.0 12	16.0 61	0.0 0	314.0 259	
OCT	2.0 0	0.0 0	0.0 0	2.0 2	0.0 0	1.0 2	0.0 0	0.0 0	2.0 7	0.0 0	7.0 11	
NOV	3.0 0	0.0 0	0.0 0	0.0 0	0.0 0	0.0 0	0.0 0	0.0 0	0.0 0	0.0 0	3.0 0	
DEC	3.0 0	0.0 0	0.0 0	0.0 0	0.0 0	0.0 0	0.0 0	0.0 0	0.0 0	0.0 0	3.0 0	
YEAR	272.0 0	58.0 17	140.0 75	132.0 132	108.0 162	61.0 122	29.0 73	28.0 84	45.0 170	0.0 0	873.0 835	

	CATCH PER ANGLER DAY																					
	0.0		0.001 TO 0.350		0.351 TO 0.750		0.751 TO 1.250		1.251 TO 1.750		1.751 TO 2.250		2.251 TO 2.750		2.751 TO 3.250		3.251 TO 4.000		4.001 +		TOTAL	
	# OF ANGLER DAYS	# OF FISH	# OF ANGLER DAYS	# OF FISH	# OF ANGLER DAYS	# OF FISH	# OF ANGLER DAYS	# OF FISH	# OF ANGLER DAYS	# OF FISH	# OF ANGLER DAYS	# OF FISH	# OF ANGLER DAYS	# OF FISH	# OF ANGLER DAYS	# OF FISH	# OF ANGLER DAYS	# OF FISH	# OF ANGLER DAYS	# OF FISH	# OF ANGLER DAYS	
JAN	0.0	0	0.0	0	0.0	0	0.0	0	0.0	0	0.0	0	0.0	0	0.0	0	0.0	0	0.0	0	0.0	0
FEB	0.0	0	0.0	0	0.0	0	0.0	0	0.0	0	0.0	0	0.0	0	0.0	0	0.0	0	0.0	0	0.0	0
MAR	0.0	0	0.0	0	0.0	0	0.0	0	0.0	0	0.0	0	0.0	0	0.0	0	0.0	0	0.0	0	0.0	0
APR	0.0	0	0.0	0	0.0	0	0.0	0	0.0	0	0.0	0	0.0	0	0.0	0	0.0	0	0.0	0	0.0	0
MAY	0.0	0	0.0	0	0.0	0	0.0	0	0.0	0	0.0	0	0.0	0	0.0	0	0.0	0	0.0	0	0.0	0
JUN	0.0	0	0.0	0	0.0	0	0.0	0	0.0	0	0.0	0	0.0	0	0.0	0	0.0	0	0.0	0	0.0	0
JUL	0.0	0	0.0	0	0.0	0	0.0	0	0.0	0	0.0	0	0.0	0	0.0	0	0.0	0	0.0	0	0.0	0
AUG	17.0	0	4.0	1	30.0	18	15.0	15	15.0	22	16.0	32	6.0	15	4.0	12	3.0	12	0.0	0	110.0	127
SEP	33.0	0	7.0	2	16.0	8	18.0	18	19.0	28	12.0	24	2.0	5	8.0	24	2.0	8	0.0	0	117.0	117
OCT	18.0	0	0.0	0	0.0	0	2.0	2	4.0	6	0.0	0	0.0	0	0.0	0	0.0	0	0.0	0	24.0	8
NOV	27.0	0	0.0	0	2.0	1	1.0	1	0.0	0	0.0	0	0.0	0	0.0	0	0.0	0	0.0	0	30.0	2
DEC	23.0	0	0.0	0	0.0	0	0.0	0	0.0	0	0.0	0	0.0	0	0.0	0	0.0	0	0.0	0	23.0	0
YEAR	118.0	0	11.0	3	48.0	27	36.0	36	38.0	56	28.0	56	8.0	20	12.0	36	5.0	20	0.0	0	304.0	254

* 1975 COHO ANGLER SUCCESS LEVEL *

STATISTICAL AREA : 19 & 20

	CATCH PER ANGLER DAY												TOTAL			
	0.0	0.001 TO 0.350	0.351 TO 0.750	0.751 TO 1.250	1.251 TO 1.750	1.751 TO 2.250	2.251 TO 2.750	2.751 TO 3.250	3.251 TO 4.000	4.001 +						
	# OF ANGLER DAYS	# OF FISH	# OF ANGLER DAYS	# OF FISH	# OF ANGLER DAYS	# OF FISH	# OF ANGLER DAYS	# OF FISH	# OF ANGLER DAYS	# OF FISH	# OF ANGLER DAYS	# OF FISH	# OF ANGLER DAYS	# OF FISH	# OF ANGLER DAYS	# OF FISH
JAN	0.0	0	0.0	0	0.0	0	0.0	0	0.0	0	0.0	0	0.0	0	0.0	0
FEB	0.0	0	0.0	0	0.0	0	0.0	0	0.0	0	0.0	0	0.0	0	0.0	0
MAR	0.0	0	0.0	0	0.0	0	0.0	0	0.0	0	0.0	0	0.0	0	0.0	0
APR	0.0	0	0.0	0	0.0	0	0.0	0	0.0	0	0.0	0	0.0	0	0.0	0
MAY	0.0	0	0.0	0	0.0	0	0.0	0	0.0	0	0.0	0	0.0	0	0.0	0
JUN	0.0	0	0.0	0	0.0	0	0.0	0	0.0	0	0.0	0	0.0	0	0.0	0
JUL	0.0	0	0.0	0	0.0	0	0.0	0	0.0	0	0.0	0	0.0	0	0.0	0
AUG	2.0	0	0.0	0	2.0	1	0.0	0	0.0	0	0.0	0	0.0	0	0.0	4.0 1
SEP	27.0	0	3.0	1	0.0	0	0.0	0	0.0	0	0.0	0	0.0	0	0.0	30.0 1
OCT	22.0	0	0.0	0	0.0	0	3.0	3	0.0	0	1.0	2	0.0	0	2.0	28.0 11
NOV	37.0	0	3.0	1	2.0	1	4.0	4	5.0	7	5.0	10	0.0	0	0.0	56.0 23
DEC	25.0	0	0.0	0	0.0	0	7.0	7	4.0	6	1.0	2	0.0	0	0.0	37.0 15
YEAR	113.0	0	6.0	2	4.0	2	14.0	14	9.0	13	7.0	14	0.0	0	2.0	155.0 51

	CATCH PER ANGLER DAY											
	0.0	0.001 TO 0.350	0.351 TO 0.750	0.751 TO 1.250	1.251 TO 1.750	1.751 TO 2.250	2.251 TO 2.750	2.751 TO 3.250	3.251 TO 4.000	4.001 +	TOTAL	
	# OF ANGLER DAYS	# OF ANGLER DAYS	# OF ANGLER DAYS	# OF ANGLER DAYS	# OF ANGLER DAYS	# OF ANGLER DAYS	# OF ANGLER DAYS	# OF ANGLER DAYS	# OF ANGLER DAYS	# OF ANGLER DAYS	# OF ANGLER DAYS	# OF ANGLER DAYS
JAN	0.0 0	0.0 0	0.0 0	0.0 0	0.0 0	0.0 0	0.0 0	0.0 0	0.0 0	0.0 0	0.0 0	0.0 0
FEB	0.0 0	0.0 0	0.0 0	0.0 0	0.0 0	0.0 0	0.0 0	0.0 0	0.0 0	0.0 0	0.0 0	0.0 0
MAR	0.0 0	0.0 0	0.0 0	0.0 0	0.0 0	0.0 0	0.0 0	0.0 0	0.0 0	0.0 0	0.0 0	0.0 0
APR	1.0 0	0.0 0	0.0 0	0.0 0	0.0 0	0.0 0	0.0 0	0.0 0	0.0 0	0.0 0	0.0 0	1.0 0
MAY	5.0 0	0.0 0	0.0 0	1.0 1	0.0 0	0.0 0	0.0 0	0.0 0	0.0 0	0.0 0	0.0 0	6.0 1
JUN	0.0 0	0.0 0	0.0 0	1.0 1	0.0 0	0.0 0	0.0 0	0.0 0	0.0 0	0.0 0	0.0 0	1.0 1
JUL	11.0 0	0.0 0	3.0 2	1.0 1	0.0 0	0.0 0	0.0 0	0.0 0	0.0 0	0.0 0	0.0 0	15.0 3
AUG	63.0 0	12.0 2	6.0 3	19.0 19	0.0 0	2.0 4	0.0 0	2.0 6	0.0 0	0.0 0	0.0 0	104.0 34
SEP	83.0 0	9.0 3	6.0 3	21.0 21	3.0 4	3.0 6	0.0 0	0.0 0	0.0 0	0.0 0	0.0 0	125.0 37
OCT	29.0 0	0.0 0	2.0 1	0.0 0	0.0 0	2.0 4	0.0 0	0.0 0	0.0 0	0.0 0	0.0 0	33.0 5
NOV	11.0 0	0.0 0	0.0 0	0.0 0	0.0 0	0.0 0	0.0 0	0.0 0	0.0 0	0.0 0	0.0 0	11.0 0
DEC	21.0 0	0.0 0	0.0 0	0.0 0	0.0 0	0.0 0	0.0 0	0.0 0	0.0 0	0.0 0	0.0 0	21.0 0
YEAR	224.0 0	21.0 5	17.0 9	43.0 43	3.0 4	7.0 14	0.0 0	2.0 6	0.0 0	0.0 0	0.0 0	317.0 81

* 1975 COHO ANGLER SUCCESS LEVEL *

STATISTICAL AREA : ALL

	CATCH PER ANGLER DAY																					
	0.0		0.001 TO 0.350		0.351 TO 0.750		0.751 TO 1.250		1.251 TO 1.750		1.751 TO 2.250		2.251 TO 2.750		2.751 TO 3.250		3.251 TO 4.000		4.001 +		TOTAL	
	# OF ANGLER DAYS	# OF FISH	# OF ANGLER DAYS	# OF FISH	# OF ANGLER DAYS	# OF FISH	# OF ANGLER DAYS	# OF FISH	# OF ANGLER DAYS	# OF FISH	# OF ANGLER DAYS	# OF FISH	# OF ANGLER DAYS	# OF FISH	# OF ANGLER DAYS	# OF FISH	# OF ANGLER DAYS	# OF FISH	# OF ANGLER DAYS	# OF FISH	# OF ANGLER DAYS	
JAN	0.0 0	0	0.0 0	0	0.0 0	0	0.0 0	0	0.0 0	0	0.0 0	0	0.0 0	0	0.0 0	0	0.0 0	0	0.0 0	0	0.0 0	0
FEB	0.0 0	0	0.0 0	0	0.0 0	0	0.0 0	0	0.0 0	0	0.0 0	0	0.0 0	0	0.0 0	0	0.0 0	0	0.0 0	0	0.0 0	0
MAR	0.0 0	0	0.0 0	0	0.0 0	0	0.0 0	0	0.0 0	0	0.0 0	0	0.0 0	0	0.0 0	0	0.0 0	0	0.0 0	0	0.0 0	0
APR	1.0 0	0	0.0 0	0	0.0 0	0	0.0 0	0	0.0 0	0	0.0 0	0	0.0 0	0	0.0 0	0	0.0 0	0	0.0 0	0	1.0 0	0
MAY	5.0 0	0	0.0 0	0	0.0 0	0	1.0 1	0	0.0 0	0	0.0 0	0	0.0 0	0	0.0 0	0	0.0 0	0	0.0 0	0	6.0 1	1
JUN	0.0 0	0	0.0 0	0	0.0 0	0	1.0 1	0	0.0 0	0	0.0 0	0	0.0 0	0	0.0 0	0	0.0 0	0	0.0 0	0	1.0 1	1
JUL	11.0 0	0	0.0 0	0	3.0 2	2	1.0 1	0	0.0 0	0	0.0 0	0	0.0 0	0	0.0 0	0	0.0 0	0	0.0 0	0	15.0 3	3
AUG	364.0 0	26	91.0 26	79	143.0 79	139	138.0 139	169	114.0 169	120	60.0 120	83	33.0 83	99	33.0 99	114	30.0 114	0	0.0 0	0	1006.0 829	829
SEP	371.0 0	12	39.0 12	58	112.0 58	108	107.0 108	83	56.0 83	80	40.0 80	35	14.0 35	39	13.0 39	69	18.0 69	0	0.0 0	0	770.0 484	484
OCT	103.0 0	1	3.0 1	7	13.0 7	26	26.0 26	12	8.0 12	10	5.0 10	15	6.0 15	12	4.0 12	14	4.0 14	0	0.0 0	0	172.0 97	97
NOV	104.0 0	1	3.0 1	13	24.0 13	16	16.0 16	20	14.0 20	12	6.0 12	23	9.0 23	6	2.0 6	11	3.0 11	0	0.0 0	0	181.0 102	102
DEC	107.0 0	2	7.0 2	11	18.0 11	16	16.0 16	6	4.0 6	23	11.0 23	33	13.0 33	27	9.0 27	20	5.0 20	0	0.0 0	0	190.0 138	138
YEAR	1066.0 0	42	143.0 42	170	313.0 170	308	306.0 308	290	196.0 290	245	122.0 245	189	75.0 189	183	61.0 183	228	60.0 228	0	0.0 0	0	2342.0 1655	1655

* 1975 CHINOOK ANGLER SUCCESS LEVEL *

STATISTICAL AREA : 13

	CATCH PER ANGLER DAY											
	0.0	0.001 TO 0.350	0.351 TO 0.750	0.751 TO 1.250	1.251 TO 1.750	1.751 TO 2.250	2.251 TO 2.750	2.751 TO 3.250	3.251 TO 4.000	4.001 +	TOTAL	
	# OF ANGLER DAYS	# OF FISH DAYS	# OF ANGLER DAYS	# OF FISH DAYS	# OF ANGLER DAYS	# OF FISH DAYS	# OF ANGLER DAYS	# OF FISH DAYS	# OF ANGLER DAYS	# OF FISH DAYS	# OF ANGLER DAYS	# OF FISH DAYS
JAN	0.0 0	0.0 0	0.0 0	0.0 0	0.0 0	0.0 0	0.0 0	0.0 0	0.0 0	0.0 0	0.0 0	0.0 0
FEB	0.0 0	0.0 0	0.0 0	0.0 0	0.0 0	0.0 0	0.0 0	0.0 0	0.0 0	0.0 0	0.0 0	0.0 0
MAR	0.0 0	0.0 0	0.0 0	0.0 0	0.0 0	0.0 0	0.0 0	0.0 0	0.0 0	0.0 0	0.0 0	0.0 0
APR	0.0 0	0.0 0	0.0 0	0.0 0	0.0 0	0.0 0	0.0 0	0.0 0	0.0 0	0.0 0	0.0 0	0.0 0
MAY	0.0 0	0.0 0	0.0 0	0.0 0	0.0 0	0.0 0	0.0 0	0.0 0	0.0 0	0.0 0	0.0 0	0.0 0
JUN	0.0 0	0.0 0	0.0 0	0.0 0	0.0 0	0.0 0	0.0 0	0.0 0	0.0 0	0.0 0	0.0 0	0.0 0
JUL	0.0 0	0.0 0	0.0 0	0.0 0	0.0 0	0.0 0	0.0 0	0.0 0	0.0 0	0.0 0	0.0 0	0.0 0
AUG	210.0 0	41.0 13	31.0 16	24.0 24	2.0 3	9.0 18	2.0 5	2.0 6	0.0 0	0.0 0	321.0 85	
SEP	71.0 0	3.0 1	2.0 1	4.0 4	0.0 0	0.0 0	0.0 0	0.0 0	0.0 0	0.0 0	80.0 6	
OCT	0.0 0	0.0 0	0.0 0	0.0 0	0.0 0	0.0 0	0.0 0	0.0 0	0.0 0	0.0 0	0.0 0	
NOV	0.0 0	0.0 0	0.0 0	0.0 0	0.0 0	0.0 0	0.0 0	0.0 0	0.0 0	0.0 0	0.0 0	
DEC	0.0 0	0.0 0	0.0 0	0.0 0	0.0 0	0.0 0	0.0 0	0.0 0	0.0 0	0.0 0	0.0 0	
YEAR	281.0 0	44.0 14	33.0 17	28.0 28	2.0 3	9.0 18	2.0 5	2.0 6	0.0 0	0.0 0	401.0 91	

* 1975 CHINOOK ANGLER SUCCESS LEVEL *

STATISTICAL AREA : 14

	CATCH PER ANGLER DAY													
	0.0	0.001 TO 0.350	0.351 TO 0.750	0.751 TO 1.250	1.251 TO 1.750	1.751 TO 2.250	2.251 TO 2.750	2.751 TO 3.250	3.251 TO 4.000	4.001 +	TOTAL			
	# OF ANGLER DAYS	# OF FISH	# OF ANGLER DAYS	# OF FISH	# OF ANGLER DAYS	# OF FISH	# OF ANGLER DAYS	# OF FISH	# OF ANGLER DAYS	# OF FISH	# OF ANGLER DAYS	# OF FISH	# OF ANGLER DAYS	# OF FISH
JAN	0.0 0	0.0 0	0.0 0	0.0 0	0.0 0	0.0 0	0.0 0	0.0 0	0.0 0	0.0 0	0.0 0	0.0 0	0.0 0	0.0 0
FEB	0.0 0	0.0 0	0.0 0	0.0 0	0.0 0	0.0 0	0.0 0	0.0 0	0.0 0	0.0 0	0.0 0	0.0 0	0.0 0	0.0 0
MAR	0.0 0	0.0 0	0.0 0	0.0 0	0.0 0	0.0 0	0.0 0	0.0 0	0.0 0	0.0 0	0.0 0	0.0 0	0.0 0	0.0 0
APR	0.0 0	0.0 0	0.0 0	0.0 0	0.0 0	0.0 0	0.0 0	0.0 0	0.0 0	0.0 0	0.0 0	0.0 0	0.0 0	0.0 0
MAY	0.0 0	0.0 0	0.0 0	0.0 0	0.0 0	0.0 0	0.0 0	0.0 0	0.0 0	0.0 0	0.0 0	0.0 0	0.0 0	0.0 0
JUN	0.0 0	0.0 0	0.0 0	0.0 0	0.0 0	0.0 0	0.0 0	0.0 0	0.0 0	0.0 0	0.0 0	0.0 0	0.0 0	0.0 0
JUL	0.0 0	0.0 0	0.0 0	0.0 0	0.0 0	0.0 0	0.0 0	0.0 0	0.0 0	0.0 0	0.0 0	0.0 0	0.0 0	0.0 0
AUG	120.0 0	9.0 3	35.0 20	30.0 30	16.0 24	7.0 14	0.0 0	6.0 18	2.0 8	0.0 0	225.0 117			
SEP	129.0 0	10.0 2	33.0 18	41.0 41	5.0 7	9.0 18	2.0 5	5.0 15	0.0 0	0.0 0	234.0 106			
OCT	7.0 0	0.0 0	0.0 0	0.0 0	0.0 0	0.0 0	0.0 0	0.0 0	0.0 0	0.0 0	7.0 0			
NOV	3.0 0	0.0 0	0.0 0	0.0 0	0.0 0	0.0 0	0.0 0	0.0 0	0.0 0	0.0 0	3.0 0			
DEC	3.0 0	0.0 0	0.0 0	0.0 0	0.0 0	0.0 0	0.0 0	0.0 0	0.0 0	0.0 0	3.0 0			
YEAR	262.0 0	19.0 5	68.0 38	71.0 71	21.0 31	16.0 32	2.0 5	11.0 33	2.0 8	0.0 0	472.0 223			

* 1975 CHINOOK ANGLER SUCCESS LEVEL *

STATISTICAL AREA : 15

	CATCH PER ANGLER DAY											
	0.0	0.001 TO 0.350	0.351 TO 0.750	0.751 TO 1.250	1.251 TO 1.750	1.751 TO 2.250	2.251 TO 2.750	2.751 TO 3.250	3.251 TO 4.000	4.001 +	TOTAL	
	# OF ANGLER DAYS	# OF ANGLER DAYS	# OF ANGLER DAYS	# OF ANGLER DAYS	# OF ANGLER DAYS	# OF ANGLER DAYS	# OF ANGLER DAYS	# OF ANGLER DAYS	# OF ANGLER DAYS	# OF ANGLER DAYS	# OF ANGLER DAYS	# OF ANGLER DAYS
	# OF FISH	# OF FISH	# OF FISH	# OF FISH	# OF FISH	# OF FISH	# OF FISH	# OF FISH	# OF FISH	# OF FISH	# OF FISH	# OF FISH
JAN	0.0 0	0.0 0	0.0 0	0.0 0	0.0 0	0.0 0	0.0 0	0.0 0	0.0 0	0.0 0	0.0 0	0.0 0
FEB	0.0 0	0.0 0	0.0 0	0.0 0	0.0 0	0.0 0	0.0 0	0.0 0	0.0 0	0.0 0	0.0 0	0.0 0
MAR	0.0 0	0.0 0	0.0 0	0.0 0	0.0 0	0.0 0	0.0 0	0.0 0	0.0 0	0.0 0	0.0 0	0.0 0
APR	0.0 0	0.0 0	0.0 0	0.0 0	0.0 0	0.0 0	0.0 0	0.0 0	0.0 0	0.0 0	0.0 0	0.0 0
MAY	0.0 0	0.0 0	0.0 0	0.0 0	0.0 0	0.0 0	0.0 0	0.0 0	0.0 0	0.0 0	0.0 0	0.0 0
JUN	0.0 0	0.0 0	0.0 0	0.0 0	0.0 0	0.0 0	0.0 0	0.0 0	0.0 0	0.0 0	0.0 0	0.0 0
JUL	0.0 0	0.0 0	0.0 0	0.0 0	0.0 0	0.0 0	0.0 0	0.0 0	0.0 0	0.0 0	0.0 0	0.0 0
AUG	9.0 0	0.0 0	2.0 1	0.0 0	0.0 0	0.0 0	0.0 0	0.0 0	0.0 0	0.0 0	0.0 0	11.0 1
SEP	9.0 0	0.0 0	0.0 0	3.0 3	0.0 0	0.0 0	0.0 0	0.0 0	0.0 0	0.0 0	0.0 0	12.0 3
OCT	0.0 0	0.0 0	0.0 0	0.0 0	0.0 0	0.0 0	0.0 0	0.0 0	0.0 0	0.0 0	0.0 0	0.0 0
NOV	0.0 0	0.0 0	0.0 0	0.0 0	0.0 0	0.0 0	0.0 0	0.0 0	0.0 0	0.0 0	0.0 0	0.0 0
DEC	1.0 0	0.0 0	0.0 0	0.0 0	0.0 0	1.0 2	0.0 0	1.0 3	0.0 0	0.0 0	0.0 0	3.0 5
YEAR	19.0 0	0.0 0	2.0 1	3.0 3	0.0 0	1.0 2	0.0 0	1.0 3	0.0 0	0.0 0	0.0 0	26.0 9

* 1975 CHINOOK ANGLER SUCCESS LEVEL *

STATISTICAL AREA : 16

	CATCH PER ANGLER DAY												
	0.0	0.001 TO 0.350	0.351 TO 0.750	0.751 TO 1.250	1.251 TO 1.750	1.751 TO 2.250	2.251 TO 2.750	2.751 TO 3.250	3.251 TO 4.000	4.001 +	TOTAL		
	# OF ANGLER DAYS	# OF ANGLER DAYS	# OF ANGLER DAYS	# OF ANGLER DAYS	# OF ANGLER DAYS	# OF ANGLER DAYS	# OF ANGLER DAYS	# OF ANGLER DAYS	# OF ANGLER DAYS	# OF ANGLER DAYS	# OF ANGLER DAYS	# OF ANGLER DAYS	# OF ANGLER DAYS
JAN	0.0 0	0.0 0	0.0 0	0.0 0	0.0 0	0.0 0	0.0 0	0.0 0	0.0 0	0.0 0	0.0 0	0.0 0	0.0 0
FEB	0.0 0	0.0 0	0.0 0	0.0 0	0.0 0	0.0 0	0.0 0	0.0 0	0.0 0	0.0 0	0.0 0	0.0 0	0.0 0
MAR	0.0 0	0.0 0	0.0 0	0.0 0	0.0 0	0.0 0	0.0 0	0.0 0	0.0 0	0.0 0	0.0 0	0.0 0	0.0 0
APR	0.0 0	0.0 0	0.0 0	0.0 0	0.0 0	0.0 0	0.0 0	0.0 0	0.0 0	0.0 0	0.0 0	0.0 0	0.0 0
MAY	0.0 0	0.0 0	0.0 0	0.0 0	0.0 0	0.0 0	0.0 0	0.0 0	0.0 0	0.0 0	0.0 0	0.0 0	0.0 0
JUN	0.0 0	0.0 0	0.0 0	0.0 0	0.0 0	0.0 0	0.0 0	0.0 0	0.0 0	0.0 0	0.0 0	0.0 0	0.0 0
JUL	0.0 0	0.0 0	0.0 0	0.0 0	0.0 0	0.0 0	0.0 0	0.0 0	0.0 0	0.0 0	0.0 0	0.0 0	0.0 0
AUG	59.0 0	13.0 4	15.0 8	10.0 10	0.0 0	1.0 2	0.0 0	1.0 3	0.0 0	0.0 0	0.0 0	99.0 27	
SEP	57.0 0	10.0 3	14.0 7	17.0 17	2.0 3	2.0 4	2.0 5	1.0 3	0.0 0	0.0 0	0.0 0	105.0 42	
OCT	11.0 0	0.0 0	7.0 4	3.0 3	0.0 0	3.0 6	0.0 0	0.0 0	0.0 0	0.0 0	0.0 0	24.0 13	
NOV	12.0 0	0.0 0	2.0 1	5.0 5	4.0 6	3.0 6	0.0 0	0.0 0	4.0 15	0.0 0	0.0 0	30.0 33	
DEC	2.0 0	0.0 0	3.0 2	3.0 3	0.0 0	6.0 12	4.0 10	1.0 3	1.0 4	0.0 0	0.0 0	20.0 34	
YEAR	141.0 0	23.0 7	41.0 22	38.0 38	6.0 9	15.0 30	6.0 15	3.0 9	5.0 19	0.0 0	0.0 0	278.0 149	

* 1975 CHINOOK ANGLER SUCCESS LEVEL *

STATISTICAL AREA : 17

	CATCH PER ANGLER DAY															
	0.0	0.001 TO 0.350	0.351 TO 0.750	0.751 TO 1.250	1.251 TO 1.750	1.751 TO 2.250	2.251 TO 2.750	2.751 TO 3.250	3.251 TO 4.000	4.001 +	TOTAL					
	# OF ANGLER DAYS	# OF ANGLER DAYS	# OF ANGLER DAYS	# OF ANGLER DAYS	# OF ANGLER DAYS	# OF ANGLER DAYS	# OF ANGLER DAYS	# OF ANGLER DAYS	# OF ANGLER DAYS	# OF ANGLER DAYS	# OF ANGLER DAYS	# OF ANGLER DAYS	# OF ANGLER DAYS	# OF ANGLER DAYS	# OF ANGLER DAYS	# OF ANGLER DAYS
JAN	0.0 0	0.0 0	0.0 0	0.0 0	0.0 0	0.0 0	0.0 0	0.0 0	0.0 0	0.0 0	0.0 0	0.0 0	0.0 0	0.0 0	0.0 0	0.0 0
FEB	0.0 0	0.0 0	0.0 0	0.0 0	0.0 0	0.0 0	0.0 0	0.0 0	0.0 0	0.0 0	0.0 0	0.0 0	0.0 0	0.0 0	0.0 0	0.0 0
MAR	0.0 0	0.0 0	0.0 0	0.0 0	0.0 0	0.0 0	0.0 0	0.0 0	0.0 0	0.0 0	0.0 0	0.0 0	0.0 0	0.0 0	0.0 0	0.0 0
APR	0.0 0	0.0 0	0.0 0	0.0 0	0.0 0	0.0 0	0.0 0	0.0 0	0.0 0	0.0 0	0.0 0	0.0 0	0.0 0	0.0 0	0.0 0	0.0 0
MAY	0.0 0	0.0 0	0.0 0	0.0 0	0.0 0	0.0 0	0.0 0	0.0 0	0.0 0	0.0 0	0.0 0	0.0 0	0.0 0	0.0 0	0.0 0	0.0 0
JUN	0.0 0	0.0 0	0.0 0	0.0 0	0.0 0	0.0 0	0.0 0	0.0 0	0.0 0	0.0 0	0.0 0	0.0 0	0.0 0	0.0 0	0.0 0	0.0 0
JUL	0.0 0	0.0 0	0.0 0	0.0 0	0.0 0	0.0 0	0.0 0	0.0 0	0.0 0	0.0 0	0.0 0	0.0 0	0.0 0	0.0 0	0.0 0	0.0 0
AUG	46.0 0	3.0 1	23.0 12	26.0 25	15.0 22	5.0 10	0.0 0	2.0 6	0.0 0	0.0 0	0.0 0	120.0 76				
SEP	34.0 0	4.0 1	11.0 6	10.0 10	4.0 6	1.0 2	0.0 0	1.0 3	2.0 7	0.0 0	67.0 35					
OCT	5.0 0	0.0 0	2.0 1	0.0 0	0.0 0	0.0 0	2.0 5	2.0 6	0.0 0	0.0 0	11.0 12					
NOV	6.0 0	0.0 0	2.0 1	6.0 6	0.0 0	1.0 2	4.0 10	0.0 0	0.0 0	0.0 0	19.0 19					
DEC	1.0 0	0.0 0	4.0 2	7.0 7	0.0 0	0.0 0	0.0 0	4.0 12	5.0 18	0.0 0	21.0 39					
YEAR	92.0 0	7.0 2	42.0 22	49.0 48	19.0 28	7.0 14	6.0 15	9.0 27	7.0 25	0.0 0	238.0 181					

* 1975 CHINOOK ANGLER SUCCESS LEVEL *

STATISTICAL AREA : 18

	CATCH PER ANGLER DAY																					
	0.0		0.001 TO 0.350		0.351 TO 0.750		0.751 TO 1.250		1.251 TO 1.750		1.751 TO 2.250		2.251 TO 2.750		2.751 TO 3.250		3.251 TO 4.000		4.001 +		TOTAL	
	# OF ANGLER DAYS	# OF FISH	# OF ANGLER DAYS	# OF FISH	# OF ANGLER DAYS	# OF FISH	# OF ANGLER DAYS	# OF FISH	# OF ANGLER DAYS	# OF FISH	# OF ANGLER DAYS	# OF FISH	# OF ANGLER DAYS	# OF FISH	# OF ANGLER DAYS	# OF FISH	# OF ANGLER DAYS	# OF FISH	# OF ANGLER DAYS	# OF FISH	# OF ANGLER DAYS	
JAN	0.0 0		0.0 0		0.0 0		0.0 0		0.0 0		0.0 0		0.0 0		0.0 0		0.0 0		0.0 0		0.0 0	
FEB	0.0 0		0.0 0		0.0 0		0.0 0		0.0 0		0.0 0		0.0 0		0.0 0		0.0 0		0.0 0		0.0 0	
MAR	0.0 0		0.0 0		0.0 0		0.0 0		0.0 0		0.0 0		0.0 0		0.0 0		0.0 0		0.0 0		0.0 0	
APR	0.0 0		0.0 0		0.0 0		0.0 0		0.0 0		0.0 0		0.0 0		0.0 0		0.0 0		0.0 0		0.0 0	
MAY	0.0 0		0.0 0		0.0 0		0.0 0		0.0 0		0.0 0		0.0 0		0.0 0		0.0 0		0.0 0		0.0 0	
JUN	0.0 0		0.0 0		0.0 0		0.0 0		0.0 0		0.0 0		0.0 0		0.0 0		0.0 0		0.0 0		0.0 0	
JUL	0.0 0		0.0 0		0.0 0		0.0 0		0.0 0		0.0 0		0.0 0		0.0 0		0.0 0		0.0 0		0.0 0	
AUG	9.0 0		12.0 4		37.0 21		30.0 29		12.0 18		11.0 22		5.0 12		2.0 6		4.0 16		0.0 0		122.0 128	
SEP	27.0 0		0.0 0		47.0 26		21.0 21		7.0 11		7.0 14		0.0 0		3.0 9		5.0 19		0.0 0		117.0 100	
OCT	8.0 0		4.0 1		8.0 4		11.0 11		12.0 19		3.0 6		7.0 17		4.0 12		12.0 45		0.0 0		69.0 115	
NOV	7.0 0		9.0 3		12.0 7		7.0 7		12.0 18		5.0 10		2.0 5		4.0 12		4.0 15		0.0 0		62.0 77	
DEC	15.0 0		4.0 1		14.0 8		17.0 19		14.0 20		8.0 16		0.0 0		1.0 3		12.0 47		0.0 0		85.0 114	
YEAR	66.0 0		29.0 9		118.0 66		86.0 87		57.0 86		34.0 68		14.0 34		14.0 42		37.0 142		0.0 0		455.0 534	

* 1975 CHINOOK ANGLER SUCCESS LEVEL *

STATISTICAL AREA : 19

	CATCH PER ANGLER DAY												
	0.0	0.001 TO 0.350	0.351 TO 0.750	0.751 TO 1.250	1.251 TO 1.750	1.751 TO 2.250	2.251 TO 2.750	2.751 TO 3.250	3.251 TO 4.000	4.001 +	TOTAL		
	# OF ANGLER DAYS	# OF ANGLER DAYS	# OF ANGLER DAYS	# OF ANGLER DAYS	# OF ANGLER DAYS	# OF ANGLER DAYS	# OF ANGLER DAYS	# OF ANGLER DAYS	# OF ANGLER DAYS	# OF ANGLER DAYS	# OF ANGLER DAYS	# OF ANGLER DAYS	# OF ANGLER DAYS
JAN	0.0 0	0.0 0	0.0 0	0.0 0	0.0 0	0.0 0	0.0 0	0.0 0	0.0 0	0.0 0	0.0 0	0.0 0	0.0 0
FEB	0.0 0	0.0 0	0.0 0	0.0 0	0.0 0	0.0 0	0.0 0	0.0 0	0.0 0	0.0 0	0.0 0	0.0 0	0.0 0
MAR	0.0 0	0.0 0	0.0 0	0.0 0	0.0 0	0.0 0	0.0 0	0.0 0	0.0 0	0.0 0	0.0 0	0.0 0	0.0 0
APR	0.0 0	0.0 0	0.0 0	0.0 0	0.0 0	0.0 0	0.0 0	0.0 0	0.0 0	0.0 0	0.0 0	0.0 0	0.0 0
MAY	0.0 0	0.0 0	0.0 0	0.0 0	0.0 0	0.0 0	0.0 0	0.0 0	0.0 0	0.0 0	0.0 0	0.0 0	0.0 0
JUN	0.0 0	0.0 0	0.0 0	0.0 0	0.0 0	0.0 0	0.0 0	0.0 0	0.0 0	0.0 0	0.0 0	0.0 0	0.0 0
JUL	0.0 0	0.0 0	0.0 0	0.0 0	0.0 0	0.0 0	0.0 0	0.0 0	0.0 0	0.0 0	0.0 0	0.0 0	0.0 0
AUG	2.0 0	0.0 0	0.0 0	2.0 2	0.0 0	0.0 0	0.0 0	0.0 0	0.0 0	0.0 0	0.0 0	4.0 2	4.0 2
SEP	4.0 0	3.0 1	0.0 0	2.0 2	3.0 4	6.0 12	6.0 15	1.0 3	5.0 20	0.0 0	0.0 0	30.0 57	30.0 57
OCT	6.0 0	0.0 0	0.0 0	4.0 4	0.0 0	9.0 18	0.0 0	4.0 12	5.0 20	0.0 0	0.0 0	28.0 54	28.0 54
NOV	1.0 0	3.0 1	2.0 1	8.0 8	3.0 4	13.0 26	3.0 7	8.0 24	15.0 58	0.0 0	0.0 0	56.0 129	56.0 129
DEC	1.0 0	0.0 0	0.0 0	10.0 10	2.0 3	7.0 14	6.0 15	6.0 18	5.0 20	0.0 0	0.0 0	37.0 80	37.0 80
YEAR	14.0 0	6.0 2	2.0 1	26.0 26	8.0 11	35.0 70	15.0 37	19.0 57	30.0 118	0.0 0	0.0 0	155.0 322	155.0 322

* 1975 CHINOOK ANGLER SUCCESS LEVEL *

STATISTICAL AREA : 20

	CATCH PER ANGLER DAY																					
	0.0		0.001 TO 0.350		0.351 TO 0.750		0.751 TO 1.250		1.251 TO 1.750		1.751 TO 2.250		2.251 TO 2.750		2.751 TO 3.250		3.251 TO 4.000		4.001 +		TOTAL	
	# OF ANGLER DAYS	# OF FISH	# OF ANGLER DAYS	# OF FISH	# OF ANGLER DAYS	# OF FISH	# OF ANGLER DAYS	# OF FISH	# OF ANGLER DAYS	# OF FISH	# OF ANGLER DAYS	# OF FISH	# OF ANGLER DAYS	# OF FISH	# OF ANGLER DAYS	# OF FISH	# OF ANGLER DAYS	# OF FISH	# OF ANGLER DAYS	# OF FISH	# OF ANGLER DAYS	
JAN	0.0 0		0.0 0		0.0 0		0.0 0		0.0 0		0.0 0		0.0 0		0.0 0		0.0 0		0.0 0		0.0 0	
FEB	0.0 0		0.0 0		0.0 0		0.0 0		0.0 0		0.0 0		0.0 0		0.0 0		0.0 0		0.0 0		0.0 0	
MAR	0.0 0		0.0 0		0.0 0		0.0 0		0.0 0		0.0 0		0.0 0		0.0 0		0.0 0		0.0 0		0.0 0	
APR	0.0 0		0.0 0		0.0 0		0.0 0		0.0 0		0.0 0		0.0 0		0.0 0		0.0 0		0.0 0		0.0 0	
MAY	0.0 0		0.0 0		0.0 0		0.0 0		0.0 0		0.0 0		0.0 0		0.0 0		0.0 0		0.0 0		0.0 0	
JUN	0.0 0		0.0 0		0.0 0		0.0 0		0.0 0		0.0 0		0.0 0		0.0 0		0.0 0		0.0 0		0.0 0	
JUL	0.0 0		0.0 0		0.0 0		0.0 0		0.0 0		0.0 0		0.0 0		0.0 0		0.0 0		0.0 0		0.0 0	
AUG	3.0 0		0.0 0		0.0 0		0.0 0		0.0 0		0.0 0		0.0 0		0.0 0		0.0 0		0.0 0		3.0 0	
SEP	0.0 0		0.0 0		0.0 0		0.0 0		0.0 0		0.0 0		0.0 0		0.0 0		0.0 0		0.0 0		0.0 0	
OCT	2.0 0		0.0 0		0.0 0		0.0 0		0.0 0		0.0 0		0.0 0		0.0 0		2.0 8		0.0 0		4.0 8	
NOV	0.0 0		0.0 0		0.0 0		0.0 0		0.0 0		0.0 0		0.0 0		0.0 0		0.0 0		0.0 0		0.0 0	
DEC	0.0 0		0.0 0		0.0 0		0.0 0		0.0 0		0.0 0		0.0 0		0.0 0		0.0 0		0.0 0		0.0 0	
YEAR	5.0 0		0.0 0		0.0 0		0.0 0		0.0 0		0.0 0		0.0 0		0.0 0		2.0 8		0.0 0		7.0 8	

* 1975 CHINOOK ANGLER SUCCESS LEVEL *

STATISTICAL AREA : 28

	CATCH PER ANGLER DAY													
	0.0	0.001 TO 0.350	0.351 TO 0.750	0.751 TO 1.250	1.251 TO 1.750	1.751 TO 2.250	2.251 TO 2.750	2.751 TO 3.250	3.251 TO 4.000	4.001 +	TOTAL			
	# OF ANGLER DAYS	# OF ANGLER FISH	# OF ANGLER DAYS	# OF ANGLER FISH	# OF ANGLER DAYS	# OF ANGLER FISH	# OF ANGLER DAYS	# OF ANGLER FISH	# OF ANGLER DAYS	# OF ANGLER FISH	# OF ANGLER DAYS	# OF ANGLER FISH	# OF ANGLER DAYS	# OF ANGLER FISH
JAN	0.0 0	0.0 0	0.0 0	0.0 0	0.0 0	0.0 0	0.0 0	0.0 0	0.0 0	0.0 0	0.0 0	0.0 0	0.0 0	0.0 0
FEB	0.0 0	0.0 0	0.0 0	0.0 0	0.0 0	0.0 0	0.0 0	0.0 0	0.0 0	0.0 0	0.0 0	0.0 0	0.0 0	0.0 0
MAR	0.0 0	0.0 0	0.0 0	0.0 0	0.0 0	0.0 0	0.0 0	0.0 0	0.0 0	0.0 0	0.0 0	0.0 0	0.0 0	0.0 0
APR	1.0 0	0.0 0	0.0 0	0.0 0	0.0 0	0.0 0	0.0 0	0.0 0	0.0 0	0.0 0	0.0 0	0.0 0	1.0 0	0.0 0
MAY	1.0 0	0.0 0	0.0 0	2.0 2	0.0 0	2.0 4	0.0 0	0.0 0	1.0 4	0.0 0	0.0 0	0.0 0	6.0 10	0.0 0
JUN	0.0 0	0.0 0	0.0 0	1.0 1	0.0 0	0.0 0	0.0 0	0.0 0	0.0 0	0.0 0	0.0 0	0.0 0	1.0 1	0.0 0
JUL	7.0 0	0.0 0	0.0 0	6.0 6	0.0 0	1.0 2	0.0 0	1.0 3	0.0 0	0.0 0	0.0 0	0.0 0	15.0 11	0.0 0
AUG	27.0 0	0.0 0	4.0 2	11.0 11	6.0 9	8.0 16	0.0 0	0.0 0	0.0 0	0.0 0	0.0 0	0.0 0	56.0 38	0.0 0
SEP	62.0 0	0.0 0	6.0 3	5.0 5	0.0 0	0.0 0	0.0 0	3.0 9	0.0 0	0.0 0	0.0 0	0.0 0	76.0 17	0.0 0
OCT	12.0 0	0.0 0	4.0 2	0.0 0	2.0 3	0.0 0	2.0 5	0.0 0	0.0 0	0.0 0	0.0 0	0.0 0	20.0 10	0.0 0
NOV	0.0 0	3.0 1	0.0 0	0.0 0	0.0 0	1.0 2	0.0 0	0.0 0	0.0 0	0.0 0	0.0 0	0.0 0	4.0 3	0.0 0
DEC	0.0 0	0.0 0	0.0 0	0.0 0	2.0 3	3.0 6	0.0 0	2.0 6	3.0 10	0.0 0	0.0 0	0.0 0	10.0 25	0.0 0
YEAR	110.0 0	3.0 1	14.0 7	25.0 25	10.0 15	15.0 30	2.0 5	6.0 18	4.0 14	0.0 0	0.0 0	0.0 0	189.0 115	0.0 0

* 1975 CHINOOK ANGLER SUCCESS LEVEL *

STATISTICAL AREA : 29

	CATCH PER ANGLER DAY												
	0.0	0.001 TO 0.350	0.351 TO 0.750	0.751 TO 1.250	1.251 TO 1.750	1.751 TO 2.250	2.251 TO 2.750	2.751 TO 3.250	3.251 TO 4.000	4.001 +	TOTAL		
	# OF ANGLER DAYS	# OF ANGLER DAYS	# OF ANGLER DAYS	# OF ANGLER DAYS	# OF ANGLER DAYS	# OF ANGLER DAYS	# OF ANGLER DAYS	# OF ANGLER DAYS	# OF ANGLER DAYS	# OF ANGLER DAYS	# OF ANGLER DAYS	# OF ANGLER DAYS	# OF ANGLER DAYS
JAN	0.0 0	0.0 0	0.0 0	0.0 0	0.0 0	0.0 0	0.0 0	0.0 0	0.0 0	0.0 0	0.0 0	0.0 0	0.0 0
FEB	0.0 0	0.0 0	0.0 0	0.0 0	0.0 0	0.0 0	0.0 0	0.0 0	0.0 0	0.0 0	0.0 0	0.0 0	0.0 0
MAR	0.0 0	0.0 0	0.0 0	0.0 0	0.0 0	0.0 0	0.0 0	0.0 0	0.0 0	0.0 0	0.0 0	0.0 0	0.0 0
APR	0.0 0	0.0 0	0.0 0	0.0 0	0.0 0	0.0 0	0.0 0	0.0 0	0.0 0	0.0 0	0.0 0	0.0 0	0.0 0
MAY	0.0 0	0.0 0	0.0 0	0.0 0	0.0 0	0.0 0	0.0 0	0.0 0	0.0 0	0.0 0	0.0 0	0.0 0	0.0 0
JUN	0.0 0	0.0 0	0.0 0	0.0 0	0.0 0	0.0 0	0.0 0	0.0 0	0.0 0	0.0 0	0.0 0	0.0 0	0.0 0
JUL	0.0 0	0.0 0	0.0 0	0.0 0	0.0 0	0.0 0	0.0 0	0.0 0	0.0 0	0.0 0	0.0 0	0.0 0	0.0 0
AUG	24.0 0	15.0 4	0.0 0	3.0 3	0.0 0	3.0 6	0.0 0	0.0 0	0.0 0	0.0 0	0.0 0	45.0 13	0.0 0
SEP	26.0 0	0.0 0	8.0 4	10.0 10	3.0 4	2.0 4	0.0 0	0.0 0	0.0 0	0.0 0	0.0 0	49.0 22	0.0 0
OCT	5.0 0	0.0 0	0.0 0	2.0 2	0.0 0	2.0 4	0.0 0	0.0 0	0.0 0	0.0 0	0.0 0	9.0 6	0.0 0
NOV	2.0 0	0.0 0	0.0 0	0.0 0	0.0 0	0.0 0	2.0 5	3.0 9	0.0 0	0.0 0	0.0 0	7.0 14	0.0 0
DEC	0.0 0	0.0 0	0.0 0	0.0 0	2.0 3	0.0 0	6.0 15	0.0 0	3.0 12	0.0 0	0.0 0	11.0 30	0.0 0
YEAR	57.0 0	15.0 4	8.0 4	15.0 15	5.0 7	7.0 14	8.0 20	3.0 9	3.0 12	0.0 0	0.0 0	121.0 85	0.0 0

* 1975 CHINOOK ANGLER SUCCESS LEVEL *

STATISTICAL AREA : 13 & 14

	CATCH PER ANGLER DAY												TOTAL			
	0.0	0.001 TO 0.350	0.351 TO 0.750	0.751 TO 1.250	1.251 TO 1.750	1.751 TO 2.250	2.251 TO 2.750	2.751 TO 3.250	3.251 TO 4.000	4.001 +						
	# OF ANGLER DAYS	# OF FISH	# OF ANGLER DAYS	# OF FISH	# OF ANGLER DAYS	# OF FISH	# OF ANGLER DAYS	# OF FISH	# OF ANGLER DAYS	# OF FISH	# OF ANGLER DAYS	# OF FISH	# OF ANGLER DAYS	# OF FISH	# OF ANGLER DAYS	# OF FISH
JAN	0.0 0	0.0 0	0.0 0	0.0 0	0.0 0	0.0 0	0.0 0	0.0 0	0.0 0	0.0 0	0.0 0	0.0 0	0.0 0	0.0 0	0.0 0	0.0 0
FEB	0.0 0	0.0 0	0.0 0	0.0 0	0.0 0	0.0 0	0.0 0	0.0 0	0.0 0	0.0 0	0.0 0	0.0 0	0.0 0	0.0 0	0.0 0	0.0 0
MAR	0.0 0	0.0 0	0.0 0	0.0 0	0.0 0	0.0 0	0.0 0	0.0 0	0.0 0	0.0 0	0.0 0	0.0 0	0.0 0	0.0 0	0.0 0	0.0 0
APR	0.0 0	0.0 0	0.0 0	0.0 0	0.0 0	0.0 0	0.0 0	0.0 0	0.0 0	0.0 0	0.0 0	0.0 0	0.0 0	0.0 0	0.0 0	0.0 0
MAY	0.0 0	0.0 0	0.0 0	0.0 0	0.0 0	0.0 0	0.0 0	0.0 0	0.0 0	0.0 0	0.0 0	0.0 0	0.0 0	0.0 0	0.0 0	0.0 0
JUN	0.0 0	0.0 0	0.0 0	0.0 0	0.0 0	0.0 0	0.0 0	0.0 0	0.0 0	0.0 0	0.0 0	0.0 0	0.0 0	0.0 0	0.0 0	0.0 0
JUL	0.0 0	0.0 0	0.0 0	0.0 0	0.0 0	0.0 0	0.0 0	0.0 0	0.0 0	0.0 0	0.0 0	0.0 0	0.0 0	0.0 0	0.0 0	0.0 0
AUG	330.0 0	50.0 16	66.0 36	54.0 54	18.0 27	16.0 32	2.0 5	8.0 24	2.0 8	0.0 0	0.0 0	546.0 202	0.0 0	0.0 0	0.0 0	0.0 0
SEP	200.0 0	13.0 3	35.0 19	45.0 45	5.0 7	9.0 18	2.0 5	5.0 15	0.0 0	0.0 0	0.0 0	314.0 112	0.0 0	0.0 0	0.0 0	0.0 0
OCT	7.0 0	0.0 0	0.0 0	0.0 0	0.0 0	0.0 0	0.0 0	0.0 0	0.0 0	0.0 0	0.0 0	7.0 0	0.0 0	0.0 0	0.0 0	0.0 0
NOV	3.0 0	0.0 0	0.0 0	0.0 0	0.0 0	0.0 0	0.0 0	0.0 0	0.0 0	0.0 0	0.0 0	3.0 0	0.0 0	0.0 0	0.0 0	0.0 0
DEC	3.0 0	0.0 0	0.0 0	0.0 0	0.0 0	0.0 0	0.0 0	0.0 0	0.0 0	0.0 0	0.0 0	3.0 0	0.0 0	0.0 0	0.0 0	0.0 0
YEAR	543.0 0	63.0 19	101.0 55	99.0 99	23.0 34	25.0 50	4.0 10	13.0 39	2.0 8	0.0 0	0.0 0	873.0 314	0.0 0	0.0 0	0.0 0	0.0 0

* 1975 CHINOOK ANGLER SUCCESS LEVEL *

STATISTICAL AREA : 15 & 16

	CATCH PER ANGLER DAY											
	0.0	0.001 TO 0.350	0.351 TO 0.750	0.751 TO 1.250	1.251 TO 1.750	1.751 TO 2.250	2.251 TO 2.750	2.751 TO 3.250	3.251 TO 4.000	4.001 +	TOTAL	
	# OF ANGLER DAYS	# OF ANGLER DAYS	# OF ANGLER DAYS	# OF ANGLER DAYS	# OF ANGLER DAYS	# OF ANGLER DAYS	# OF ANGLER DAYS	# OF ANGLER DAYS	# OF ANGLER DAYS	# OF ANGLER DAYS	# OF ANGLER DAYS	# OF ANGLER DAYS
JAN	0.0 0	0.0 0	0.0 0	0.0 0	0.0 0	0.0 0	0.0 0	0.0 0	0.0 0	0.0 0	0.0 0	0.0 0
FEB	0.0 0	0.0 0	0.0 0	0.0 0	0.0 0	0.0 0	0.0 0	0.0 0	0.0 0	0.0 0	0.0 0	0.0 0
MAR	0.0 0	0.0 0	0.0 0	0.0 0	0.0 0	0.0 0	0.0 0	0.0 0	0.0 0	0.0 0	0.0 0	0.0 0
APR	0.0 0	0.0 0	0.0 0	0.0 0	0.0 0	0.0 0	0.0 0	0.0 0	0.0 0	0.0 0	0.0 0	0.0 0
MAY	0.0 0	0.0 0	0.0 0	0.0 0	0.0 0	0.0 0	0.0 0	0.0 0	0.0 0	0.0 0	0.0 0	0.0 0
JUN	0.0 0	0.0 0	0.0 0	0.0 0	0.0 0	0.0 0	0.0 0	0.0 0	0.0 0	0.0 0	0.0 0	0.0 0
JUL	0.0 0	0.0 0	0.0 0	0.0 0	0.0 0	0.0 0	0.0 0	0.0 0	0.0 0	0.0 0	0.0 0	0.0 0
AUG	68.0 0	13.0 4	17.0 9	10.0 10	0.0 0	1.0 2	0.0 0	1.0 3	0.0 0	0.0 0	110.0 28	
SEP	66.0 0	10.0 3	14.0 7	20.0 20	2.0 3	2.0 4	2.0 5	1.0 3	0.0 0	0.0 0	117.0 45	
OCT	11.0 0	0.0 0	7.0 4	3.0 3	0.0 0	3.0 6	0.0 0	0.0 0	0.0 0	0.0 0	24.0 13	
NOV	12.0 0	0.0 0	2.0 1	5.0 5	4.0 6	3.0 6	0.0 0	0.0 0	4.0 15	0.0 0	30.0 33	
DEC	3.0 0	0.0 0	3.0 2	3.0 3	0.0 0	7.0 14	4.0 10	2.0 6	1.0 4	0.0 0	23.0 39	
YEAR	160.0 0	23.0 7	43.0 23	41.0 41	6.0 9	16.0 32	6.0 15	4.0 12	5.0 19	0.0 0	304.0 158	

* 1975 CHINOOK ANGLER SUCCESS LEVEL *

STATISTICAL AREA : 19 & 20

	CATCH PER ANGLER DAY																					
	0.0		0.001 TO 0.350		0.351 TO 0.750		0.751 TO 1.250		1.251 TO 1.750		1.751 TO 2.250		2.251 TO 2.750		2.751 TO 3.250		3.251 TO 4.000		4.001 +		TOTAL	
	# OF ANGLER DAYS	# OF FISH	# OF ANGLER DAYS	# OF FISH	# OF ANGLER DAYS	# OF FISH	# OF ANGLER DAYS	# OF FISH	# OF ANGLER DAYS	# OF FISH	# OF ANGLER DAYS	# OF FISH	# OF ANGLER DAYS	# OF FISH	# OF ANGLER DAYS	# OF FISH	# OF ANGLER DAYS	# OF FISH	# OF ANGLER DAYS	# OF FISH	# OF ANGLER DAYS	
JAN	0.0 0		0.0 0		0.0 0		0.0 0		0.0 0		0.0 0		0.0 0		0.0 0		0.0 0		0.0 0		0.0 0	
FEB	0.0 0		0.0 0		0.0 0		0.0 0		0.0 0		0.0 0		0.0 0		0.0 0		0.0 0		0.0 0		0.0 0	
MAR	0.0 0		0.0 0		0.0 0		0.0 0		0.0 0		0.0 0		0.0 0		0.0 0		0.0 0		0.0 0		0.0 0	
APR	0.0 0		0.0 0		0.0 0		0.0 0		0.0 0		0.0 0		0.0 0		0.0 0		0.0 0		0.0 0		0.0 0	
MAY	0.0 0		0.0 0		0.0 0		0.0 0		0.0 0		0.0 0		0.0 0		0.0 0		0.0 0		0.0 0		0.0 0	
JUN	0.0 0		0.0 0		0.0 0		0.0 0		0.0 0		0.0 0		0.0 0		0.0 0		0.0 0		0.0 0		0.0 0	
JUL	0.0 0		0.0 0		0.0 0		0.0 0		0.0 0		0.0 0		0.0 0		0.0 0		0.0 0		0.0 0		0.0 0	
AUG	2.0 0		0.0 0		0.0 0		2.0 2		0.0 0		0.0 0		0.0 0		0.0 0		0.0 0		0.0 0		4.0 2	
SEP	4.0 0		3.0 1		0.0 0		2.0 2		3.0 4		6.0 12		6.0 15		1.0 3		5.0 20		0.0 0		30.0 57	
OCT	6.0 0		0.0 0		0.0 0		4.0 4		0.0 0		9.0 18		0.0 0		4.0 12		5.0 20		0.0 0		28.0 54	
NOV	1.0 0		3.0 1		2.0 1		8.0 8		3.0 4		13.0 26		3.0 7		8.0 24		15.0 58		0.0 0		56.0 129	
DEC	1.0 0		0.0 0		0.0 0		10.0 10		2.0 3		7.0 14		6.0 15		6.0 18		5.0 20		0.0 0		37.0 80	
YEAR	14.0 0		6.0 2		2.0 1		26.0 26		8.0 11		35.0 70		15.0 37		19.0 57		30.0 118		0.0 0		155.0 322	

* 1975 CHINOOK ANGLER SUCCESS LEVEL *

STATISTICAL AREA : 28 & 29

	CATCH PER ANGLER DAY																					
	0.0		0.001 TO 0.350		0.351 TO 0.750		0.751 TO 1.250		1.251 TO 1.750		1.751 TO 2.250		2.251 TO 2.750		2.751 TO 3.250		3.251 TO 4.000		4.001 +		TOTAL	
	# OF ANGLER DAYS	# OF FISH	# OF ANGLER DAYS	# OF FISH	# OF ANGLER DAYS	# OF FISH	# OF ANGLER DAYS	# OF FISH	# OF ANGLER DAYS	# OF FISH	# OF ANGLER DAYS	# OF FISH	# OF ANGLER DAYS	# OF FISH	# OF ANGLER DAYS	# OF FISH	# OF ANGLER DAYS	# OF FISH	# OF ANGLER DAYS	# OF FISH	# OF ANGLER DAYS	# OF FISH
JAN	0.0 0	0.0 0	0.0 0	0.0 0	0.0 0	0.0 0	0.0 0	0.0 0	0.0 0	0.0 0	0.0 0	0.0 0	0.0 0	0.0 0	0.0 0	0.0 0	0.0 0	0.0 0	0.0 0	0.0 0	0.0 0	0.0 0
FEB	0.0 0	0.0 0	0.0 0	0.0 0	0.0 0	0.0 0	0.0 0	0.0 0	0.0 0	0.0 0	0.0 0	0.0 0	0.0 0	0.0 0	0.0 0	0.0 0	0.0 0	0.0 0	0.0 0	0.0 0	0.0 0	0.0 0
MAR	0.0 0	0.0 0	0.0 0	0.0 0	0.0 0	0.0 0	0.0 0	0.0 0	0.0 0	0.0 0	0.0 0	0.0 0	0.0 0	0.0 0	0.0 0	0.0 0	0.0 0	0.0 0	0.0 0	0.0 0	0.0 0	0.0 0
APR	1.0 0	0.0 0	0.0 0	0.0 0	0.0 0	0.0 0	0.0 0	0.0 0	0.0 0	0.0 0	0.0 0	0.0 0	0.0 0	0.0 0	0.0 0	0.0 0	0.0 0	0.0 0	0.0 0	0.0 0	1.0 0	0.0 0
MAY	1.0 0	0.0 0	0.0 0	0.0 0	2.0 2	0.0 0	2.0 4	0.0 0	0.0 0	0.0 0	0.0 0	0.0 0	1.0 4	0.0 0	0.0 0	1.0 4	0.0 0	0.0 0	0.0 0	0.0 0	6.0 10	0.0 0
JUN	0.0 0	0.0 0	0.0 0	0.0 0	1.0 1	0.0 0	0.0 0	0.0 0	0.0 0	0.0 0	0.0 0	0.0 0	0.0 0	0.0 0	0.0 0	0.0 0	0.0 0	0.0 0	0.0 0	0.0 0	1.0 1	0.0 0
JUL	7.0 0	0.0 0	0.0 0	0.0 0	6.0 6	0.0 0	1.0 2	0.0 0	0.0 0	1.0 3	0.0 0	0.0 0	1.0 3	0.0 0	0.0 0	0.0 0	0.0 0	0.0 0	0.0 0	0.0 0	15.0 11	0.0 0
AUG	54.0 0	15.0 4	4.0 2	14.0 14	6.0 9	11.0 22	0.0 0	0.0 0	0.0 0	0.0 0	0.0 0	0.0 0	0.0 0	0.0 0	0.0 0	0.0 0	0.0 0	0.0 0	0.0 0	0.0 0	104.0 51	0.0 0
SEP	88.0 0	0.0 0	14.0 7	15.0 15	3.0 4	2.0 4	0.0 0	3.0 9	0.0 0	0.0 0	3.0 9	0.0 0	0.0 0	0.0 0	0.0 0	0.0 0	0.0 0	0.0 0	0.0 0	0.0 0	125.0 39	0.0 0
OCT	19.0 0	0.0 0	4.0 2	2.0 2	2.0 3	2.0 4	2.0 5	0.0 0	2.0 8	0.0 0	0.0 0	2.0 8	0.0 0	0.0 0	0.0 0	0.0 0	0.0 0	0.0 0	0.0 0	0.0 0	33.0 24	0.0 0
NOV	2.0 0	3.0 1	0.0 0	0.0 0	0.0 0	1.0 2	2.0 5	3.0 9	0.0 0	0.0 0	0.0 0	0.0 0	0.0 0	0.0 0	0.0 0	0.0 0	0.0 0	0.0 0	0.0 0	0.0 0	11.0 17	0.0 0
DEC	0.0 0	0.0 0	0.0 0	0.0 0	4.0 6	3.0 6	6.0 15	2.0 6	6.0 22	0.0 0	0.0 0	6.0 22	0.0 0	0.0 0	0.0 0	0.0 0	0.0 0	0.0 0	0.0 0	0.0 0	21.0 55	0.0 0
YEAR	172.0 0	18.0 5	22.0 11	40.0 40	15.0 22	22.0 44	10.0 25	9.0 27	9.0 34	0.0 0	0.0 0	0.0 0	0.0 0	0.0 0	0.0 0	0.0 0	0.0 0	0.0 0	0.0 0	317.0 208	0.0 0	0.0 0

* 1975 CHINOOK ANGLER SUCCESS LEVEL *

STATISTICAL AREA : ALL

	CATCH PER ANGLER DAY											
	0.0	0.001 TO 0.350	0.351 TO 0.750	0.751 TO 1.250	1.251 TO 1.750	1.751 TO 2.250	2.251 TO 2.750	2.751 TO 3.250	3.251 TO 4.000	4.001 +	TOTAL	
	# OF ANGLER DAYS	# OF ANGLER DAYS	# OF ANGLER DAYS	# OF ANGLER DAYS	# OF ANGLER DAYS	# OF ANGLER DAYS	# OF ANGLER DAYS	# OF ANGLER DAYS	# OF ANGLER DAYS	# OF ANGLER DAYS	# OF ANGLER DAYS	# OF ANGLER DAYS
JAN	0.0 0	0.0 0	0.0 0	0.0 0	0.0 0	0.0 0	0.0 0	0.0 0	0.0 0	0.0 0	0.0 0	0.0 0
FEB	0.0 0	0.0 0	0.0 0	0.0 0	0.0 0	0.0 0	0.0 0	0.0 0	0.0 0	0.0 0	0.0 0	0.0 0
MAR	0.0 0	0.0 0	0.0 0	0.0 0	0.0 0	0.0 0	0.0 0	0.0 0	0.0 0	0.0 0	0.0 0	0.0 0
APR	1.0 0	0.0 0	0.0 0	0.0 0	0.0 0	0.0 0	0.0 0	0.0 0	0.0 0	0.0 0	0.0 0	1.0 0
MAY	1.0 0	0.0 0	0.0 0	2.0 2	0.0 0	2.0 4	0.0 0	0.0 0	1.0 4	0.0 0	0.0 0	6.0 10
JUN	0.0 0	0.0 0	0.0 0	1.0 1	0.0 0	0.0 0	0.0 0	0.0 0	0.0 0	0.0 0	0.0 0	1.0 1
JUL	7.0 0	0.0 0	0.0 0	6.0 6	0.0 0	1.0 2	0.0 0	1.0 3	0.0 0	0.0 0	0.0 0	15.0 11
AUG	509.0 0	93.0 29	147.0 80	136.0 134	51.0 76	44.0 88	7.0 17	13.0 39	6.0 24	0.0 0	0.0 0	1006.0 487
SEP	419.0 0	30.0 8	121.0 65	113.0 113	24.0 35	27.0 54	10.0 25	14.0 42	12.0 46	0.0 0	0.0 0	770.0 388
OCT	56.0 0	4.0 1	21.0 11	20.0 20	14.0 22	17.0 34	11.0 27	10.0 30	19.0 73	0.0 0	0.0 0	172.0 218
NOV	31.0 0	15.0 5	18.0 10	26.0 26	19.0 28	23.0 46	11.0 27	15.0 45	23.0 88	0.0 0	0.0 0	181.0 275
DEC	23.0 0	4.0 1	21.0 12	37.0 39	20.0 29	25.0 50	16.0 40	15.0 45	29.0 111	0.0 0	0.0 0	190.0 327
YEAR	1047.0 0	146.0 44	328.0 178	341.0 341	128.0 190	139.0 278	55.0 136	68.0 204	90.0 346	0.0 0	0.0 0	2342.0 1717

* 1975 COMBINED ANGLER SUCCESS LEVEL *

STATISTICAL AREA : 13

	CATCH PER ANGLER DAY											
	0.0	0.001 TO 0.350	0.351 TO 0.750	0.751 TO 1.250	1.251 TO 1.750	1.751 TO 2.250	2.251 TO 2.750	2.751 TO 3.250	3.251 TO 4.000	4.001 +	TOTAL	
	# OF ANGLER DAYS	# DF ANGLER DAYS	# OF ANGLER DAYS	# DF ANGLER DAYS	# OF ANGLER DAYS	# DF ANGLER DAYS	# OF ANGLER DAYS	# DF ANGLER DAYS	# OF ANGLER DAYS	# DF ANGLER DAYS	# OF ANGLER DAYS	# DF ANGLER DAYS
JAN	0.0 0	0.0 0	0.0 0	0.0 0	0.0 0	0.0 0	0.0 0	0.0 0	0.0 0	0.0 0	0.0 0	0.0 0
FEB	0.0 0	0.0 0	0.0 0	0.0 0	0.0 0	0.0 0	0.0 0	0.0 0	0.0 0	0.0 0	0.0 0	0.0 0
MAR	0.0 0	0.0 0	0.0 0	0.0 0	0.0 0	0.0 0	0.0 0	0.0 0	0.0 0	0.0 0	0.0 0	0.0 0
APR	0.0 0	0.0 0	0.0 0	0.0 0	0.0 0	0.0 0	0.0 0	0.0 0	0.0 0	0.0 0	0.0 0	0.0 0
MAY	0.0 0	0.0 0	0.0 0	0.0 0	0.0 0	0.0 0	0.0 0	0.0 0	0.0 0	0.0 0	0.0 0	0.0 0
JUN	0.0 0	0.0 0	0.0 0	0.0 0	0.0 0	0.0 0	0.0 0	0.0 0	0.0 0	0.0 0	0.0 0	0.0 0
JUL	0.0 0	0.0 0	0.0 0	0.0 0	0.0 0	0.0 0	0.0 0	0.0 0	0.0 0	0.0 0	0.0 0	0.0 0
AUG	45.0 0	24.0 7	56.0 32	50.0 50	56.0 85	20.0 40	16.0 40	17.0 51	37.0 143	0.0 0	321.0 448	
SEP	13.0 0	7.0 2	14.0 8	19.0 19	6.0 9	9.0 18	6.0 16	0.0 0	6.0 23	0.0 0	80.0 95	
OCT	0.0 0	0.0 0	0.0 0	0.0 0	0.0 0	0.0 0	0.0 0	0.0 0	0.0 0	0.0 0	0.0 0	0.0 0
NOV	0.0 0	0.0 0	0.0 0	0.0 0	0.0 0	0.0 0	0.0 0	0.0 0	0.0 0	0.0 0	0.0 0	0.0 0
DEC	0.0 0	0.0 0	0.0 0	0.0 0	0.0 0	0.0 0	0.0 0	0.0 0	0.0 0	0.0 0	0.0 0	0.0 0
YEAR	58.0 0	31.0 9	70.0 40	69.0 69	62.0 94	29.0 58	22.0 56	17.0 51	43.0 166	0.0 0	401.0 543	

* 1975 COMBINED ANGLER SUCCESS LEVEL *

STATISTICAL AREA : 14

	CATCH PER ANGLER DAY												
	0.0	0.001 TO 0.350	0.351 TO 0.750	0.751 TO 1.250	1.251 TO 1.750	1.751 TO 2.250	2.251 TO 2.750	2.751 TO 3.250	3.251 TO 4.000	4.001 +	TOTAL		
	# OF ANGLER DAYS	# OF ANGLER DAYS	# OF ANGLER DAYS	# OF ANGLER DAYS	# OF ANGLER DAYS	# OF ANGLER DAYS	# OF ANGLER DAYS	# OF ANGLER DAYS	# OF ANGLER DAYS	# OF ANGLER DAYS	# OF ANGLER DAYS	# OF ANGLER DAYS	# OF ANGLER DAYS
JAN	0.0 0	0.0 0	0.0 0	0.0 0	0.0 0	0.0 0	0.0 0	0.0 0	0.0 0	0.0 0	0.0 0	0.0 0	0.0 0
FEB	0.0 0	0.0 0	0.0 0	0.0 0	0.0 0	0.0 0	0.0 0	0.0 0	0.0 0	0.0 0	0.0 0	0.0 0	0.0 0
MAR	0.0 0	0.0 0	0.0 0	0.0 0	0.0 0	0.0 0	0.0 0	0.0 0	0.0 0	0.0 0	0.0 0	0.0 0	0.0 0
APR	0.0 0	0.0 0	0.0 0	0.0 0	0.0 0	0.0 0	0.0 0	0.0 0	0.0 0	0.0 0	0.0 0	0.0 0	0.0 0
MAY	0.0 0	0.0 0	0.0 0	0.0 0	0.0 0	0.0 0	0.0 0	0.0 0	0.0 0	0.0 0	0.0 0	0.0 0	0.0 0
JUN	0.0 0	0.0 0	0.0 0	0.0 0	0.0 0	0.0 0	0.0 0	0.0 0	0.0 0	0.0 0	0.0 0	0.0 0	0.0 0
JUL	0.0 0	0.0 0	0.0 0	0.0 0	0.0 0	0.0 0	0.0 0	0.0 0	0.0 0	0.0 0	0.0 0	0.0 0	0.0 0
AUG	35.0 0	11.0 3	31.0 17	33.0 33	41.0 62	35.0 70	8.0 20	9.0 27	22.0 87	0.0 0	225.0 319		
SEP	54.0 0	10.0 2	31.0 16	57.0 57	18.0 28	25.0 50	15.0 37	11.0 33	10.0 40	3.0 13	234.0 276		
OCT	2.0 0	0.0 0	0.0 0	2.0 2	0.0 0	1.0 2	0.0 0	0.0 0	2.0 7	0.0 0	7.0 11		
NOV	3.0 0	0.0 0	0.0 0	0.0 0	0.0 0	0.0 0	0.0 0	0.0 0	0.0 0	0.0 0	3.0 0		
DEC	3.0 0	0.0 0	0.0 0	0.0 0	0.0 0	0.0 0	0.0 0	0.0 0	0.0 0	0.0 0	3.0 0		
YEAR	97.0 0	21.0 5	62.0 33	92.0 92	59.0 90	61.0 122	23.0 57	20.0 60	34.0 134	3.0 13	472.0 606		

* 1975 COMBINED ANGLER SUCCESS LEVEL *

STATISTICAL AREA : 15

	CATCH PER ANGLER DAY																					
	0.0		0.001 TO 0.350		0.351 TO 0.750		0.751 TO 1.250		1.251 TO 1.750		1.751 TO 2.250		2.251 TO 2.750		2.751 TO 3.250		3.251 TO 4.000		4.001 +		TOTAL	
	# OF ANGLER DAYS	# OF FISH	# OF ANGLER DAYS	# OF FISH	# OF ANGLER DAYS	# OF FISH	# OF ANGLER DAYS	# OF FISH	# OF ANGLER DAYS	# OF FISH	# OF ANGLER DAYS	# OF FISH	# OF ANGLER DAYS	# OF FISH	# OF ANGLER DAYS	# OF FISH	# OF ANGLER DAYS	# OF FISH	# OF ANGLER DAYS	# OF FISH	# OF ANGLER DAYS	
JAN	0.0 0		0.0 0		0.0 0		0.0 0		0.0 0		0.0 0		0.0 0		0.0 0		0.0 0		0.0 0		0.0 0	
FEB	0.0 0		0.0 0		0.0 0		0.0 0		0.0 0		0.0 0		0.0 0		0.0 0		0.0 0		0.0 0		0.0 0	
MAR	0.0 0		0.0 0		0.0 0		0.0 0		0.0 0		0.0 0		0.0 0		0.0 0		0.0 0		0.0 0		0.0 0	
APR	0.0 0		0.0 0		0.0 0		0.0 0		0.0 0		0.0 0		0.0 0		0.0 0		0.0 0		0.0 0		0.0 0	
MAY	0.0 0		0.0 0		0.0 0		0.0 0		0.0 0		0.0 0		0.0 0		0.0 0		0.0 0		0.0 0		0.0 0	
JUN	0.0 0		0.0 0		0.0 0		0.0 0		0.0 0		0.0 0		0.0 0		0.0 0		0.0 0		0.0 0		0.0 0	
JUL	0.0 0		0.0 0		0.0 0		0.0 0		0.0 0		0.0 0		0.0 0		0.0 0		0.0 0		0.0 0		0.0 0	
AUG	2.0 0		0.0 0		4.0 2		0.0 0		0.0 0		1.0 2		0.0 0		0.0 0		4.0 15		0.0 0		11.0 19	
SEP	0.0 0		0.0 0		0.0 0		2.0 2		3.0 4		2.0 4		0.0 0		3.0 9		2.0 8		0.0 0		12.0 27	
OCT	0.0 0		0.0 0		0.0 0		0.0 0		0.0 0		0.0 0		0.0 0		0.0 0		0.0 0		0.0 0		0.0 0	
NOV	0.0 0		0.0 0		0.0 0		0.0 0		0.0 0		0.0 0		0.0 0		0.0 0		0.0 0		0.0 0		0.0 0	
DEC	1.0 0		0.0 0		0.0 0		0.0 0		0.0 0		1.0 2		0.0 0		1.0 3		0.0 0		0.0 0		3.0 5	
YEAR	3.0 0		0.0 0		4.0 2		2.0 2		3.0 4		4.0 8		0.0 0		4.0 12		6.0 23		0.0 0		26.0 51	

	CATCH PER ANGLER DAY																				
	0.0		0.001 TO 0.350		0.351 TO 0.750		0.751 TO 1.250		1.251 TO 1.750		1.751 TO 2.250		2.251 TO 2.750		2.751 TO 3.250		3.251 TO 4.000		4.001 +		TOTAL
	# OF ANGLER DAYS	# OF FISH	# OF ANGLER DAYS	# OF FISH	# OF ANGLER DAYS	# OF FISH	# OF ANGLER DAYS	# OF FISH	# OF ANGLER DAYS	# OF FISH	# OF ANGLER DAYS	# OF FISH	# OF ANGLER DAYS	# OF FISH	# OF ANGLER DAYS	# OF FISH	# OF ANGLER DAYS	# OF FISH	# OF ANGLER DAYS	# OF FISH	
JAN	0.0 0	0.0 0	0.0 0	0.0 0	0.0 0	0.0 0	0.0 0	0.0 0	0.0 0	0.0 0	0.0 0	0.0 0	0.0 0	0.0 0	0.0 0	0.0 0	0.0 0	0.0 0	0.0 0	0.0 0	
FEB	0.0 0	0.0 0	0.0 0	0.0 0	0.0 0	0.0 0	0.0 0	0.0 0	0.0 0	0.0 0	0.0 0	0.0 0	0.0 0	0.0 0	0.0 0	0.0 0	0.0 0	0.0 0	0.0 0	0.0 0	
MAR	0.0 0	0.0 0	0.0 0	0.0 0	0.0 0	0.0 0	0.0 0	0.0 0	0.0 0	0.0 0	0.0 0	0.0 0	0.0 0	0.0 0	0.0 0	0.0 0	0.0 0	0.0 0	0.0 0	0.0 0	
APR	0.0 0	0.0 0	0.0 0	0.0 0	0.0 0	0.0 0	0.0 0	0.0 0	0.0 0	0.0 0	0.0 0	0.0 0	0.0 0	0.0 0	0.0 0	0.0 0	0.0 0	0.0 0	0.0 0	0.0 0	
MAY	0.0 0	0.0 0	0.0 0	0.0 0	0.0 0	0.0 0	0.0 0	0.0 0	0.0 0	0.0 0	0.0 0	0.0 0	0.0 0	0.0 0	0.0 0	0.0 0	0.0 0	0.0 0	0.0 0	0.0 0	
JUN	0.0 0	0.0 0	0.0 0	0.0 0	0.0 0	0.0 0	0.0 0	0.0 0	0.0 0	0.0 0	0.0 0	0.0 0	0.0 0	0.0 0	0.0 0	0.0 0	0.0 0	0.0 0	0.0 0	0.0 0	
JUL	0.0 0	0.0 0	0.0 0	0.0 0	0.0 0	0.0 0	0.0 0	0.0 0	0.0 0	0.0 0	0.0 0	0.0 0	0.0 0	0.0 0	0.0 0	0.0 0	0.0 0	0.0 0	0.0 0	0.0 0	
AUG	8.0 0	4.0 1	19.0 11	16.0 16	23.0 35	13.0 26	9.0 23	3.0 9	3.0 10	1.0 5	99.0 136										
SEP	25.0 0	3.0 1	12.0 6	13.0 13	17.0 26	21.0 42	0.0 0	9.0 27	5.0 20	0.0 0	105.0 135										
OCT	9.0 0	0.0 0	5.0 3	1.0 1	4.0 6	3.0 6	2.0 5	0.0 0	0.0 0	0.0 0	24.0 21										
NOV	10.0 0	0.0 0	4.0 2	5.0 5	4.0 6	2.0 4	0.0 0	1.0 3	4.0 15	0.0 0	30.0 35										
DEC	2.0 0	0.0 0	3.0 2	3.0 3	0.0 0	6.0 12	4.0 10	1.0 3	1.0 4	0.0 0	20.0 34										
YEAR	54.0 0	7.0 2	43.0 24	38.0 38	48.0 73	45.0 90	15.0 38	14.0 42	13.0 49	1.0 5	278.0 361										

* 1975 COMBINED ANGLER SUCCESS LEVEL *

STATISTICAL AREA : 17

	CATCH PER ANGLER DAY																						
	0.0	0.001 TO 0.350	0.351 TO 0.750	0.751 TO 1.250	1.251 TO 1.750	1.751 TO 2.250	2.251 TO 2.750	2.751 TO 3.250	3.251 TO 4.000	4.001 +	TOTAL												
	# OF ANGLER DAYS	# OF ANGLER DAYS	# OF ANGLER DAYS	# OF ANGLER DAYS	# OF ANGLER DAYS	# OF ANGLER DAYS	# OF ANGLER DAYS	# OF ANGLER DAYS	# OF ANGLER DAYS	# OF ANGLER DAYS	# OF ANGLER DAYS	# OF ANGLER DAYS	# OF ANGLER DAYS	# OF ANGLER DAYS	# OF ANGLER DAYS	# OF ANGLER DAYS	# OF ANGLER DAYS	# OF ANGLER DAYS	# OF ANGLER DAYS	# OF ANGLER DAYS	# OF ANGLER DAYS	# OF ANGLER DAYS	
JAN	0.0 0	0.0 0	0.0 0	0.0 0	0.0 0	0.0 0	0.0 0	0.0 0	0.0 0	0.0 0	0.0 0	0.0 0	0.0 0	0.0 0	0.0 0	0.0 0	0.0 0	0.0 0	0.0 0	0.0 0	0.0 0	0.0 0	0.0 0
FEB	0.0 0	0.0 0	0.0 0	0.0 0	0.0 0	0.0 0	0.0 0	0.0 0	0.0 0	0.0 0	0.0 0	0.0 0	0.0 0	0.0 0	0.0 0	0.0 0	0.0 0	0.0 0	0.0 0	0.0 0	0.0 0	0.0 0	0.0 0
MAR	0.0 0	0.0 0	0.0 0	0.0 0	0.0 0	0.0 0	0.0 0	0.0 0	0.0 0	0.0 0	0.0 0	0.0 0	0.0 0	0.0 0	0.0 0	0.0 0	0.0 0	0.0 0	0.0 0	0.0 0	0.0 0	0.0 0	0.0 0
APR	0.0 0	0.0 0	0.0 0	0.0 0	0.0 0	0.0 0	0.0 0	0.0 0	0.0 0	0.0 0	0.0 0	0.0 0	0.0 0	0.0 0	0.0 0	0.0 0	0.0 0	0.0 0	0.0 0	0.0 0	0.0 0	0.0 0	0.0 0
MAY	0.0 0	0.0 0	0.0 0	0.0 0	0.0 0	0.0 0	0.0 0	0.0 0	0.0 0	0.0 0	0.0 0	0.0 0	0.0 0	0.0 0	0.0 0	0.0 0	0.0 0	0.0 0	0.0 0	0.0 0	0.0 0	0.0 0	0.0 0
JUN	0.0 0	0.0 0	0.0 0	0.0 0	0.0 0	0.0 0	0.0 0	0.0 0	0.0 0	0.0 0	0.0 0	0.0 0	0.0 0	0.0 0	0.0 0	0.0 0	0.0 0	0.0 0	0.0 0	0.0 0	0.0 0	0.0 0	0.0 0
JUL	0.0 0	0.0 0	0.0 0	0.0 0	0.0 0	0.0 0	0.0 0	0.0 0	0.0 0	0.0 0	0.0 0	0.0 0	0.0 0	0.0 0	0.0 0	0.0 0	0.0 0	0.0 0	0.0 0	0.0 0	0.0 0	0.0 0	0.0 0
AUG	25.0 0	9.0 3	18.0 10	22.0 23	14.0 21	10.0 20	7.0 18	4.0 12	11.0 44	0.0 0	120.0 151												
SEP	16.0 0	11.0 3	10.0 5	9.0 9	3.0 4	6.0 12	8.0 19	2.0 6	2.0 8	0.0 0	67.0 66												
OCT	5.0 0	0.0 0	2.0 1	0.0 0	0.0 0	0.0 0	0.0 0	0.0 0	4.0 14	0.0 0	11.0 15												
NOV	6.0 0	0.0 0	2.0 1	6.0 6	0.0 0	1.0 2	4.0 10	0.0 0	0.0 0	0.0 0	19.0 19												
DEC	1.0 0	0.0 0	4.0 2	7.0 7	0.0 0	0.0 0	0.0 0	4.0 12	5.0 18	0.0 0	21.0 39												
YEAR	53.0 0	20.0 6	36.0 19	44.0 45	17.0 25	17.0 34	19.0 47	10.0 30	22.0 84	0.0 0	238.0 290												

* 1975 COMBINED ANGLER SUCCESS LEVEL *

STATISTICAL AREA : 18

	CATCH PER ANGLER DAY																					
	0.0		0.001 TO 0.350		0.351 TO 0.750		0.751 TO 1.250		1.251 TO 1.750		1.751 TO 2.250		2.251 TO 2.750		2.751 TO 3.250		3.251 TO 4.000		4.001 +		TOTAL	
	# OF ANGLER DAYS	# OF FISH	# OF ANGLER DAYS	# OF FISH	# OF ANGLER DAYS	# OF FISH	# OF ANGLER DAYS	# OF FISH	# OF ANGLER DAYS	# OF FISH	# OF ANGLER DAYS	# OF FISH	# OF ANGLER DAYS	# OF FISH	# OF ANGLER DAYS	# OF FISH	# OF ANGLER DAYS	# OF FISH	# OF ANGLER DAYS	# OF FISH	# OF ANGLER DAYS	
JAN	0.0 0		0.0 0		0.0 0		0.0 0		0.0 0		0.0 0		0.0 0		0.0 0		0.0 0		0.0 0		0.0 0	
FEB	0.0 0		0.0 0		0.0 0		0.0 0		0.0 0		0.0 0		0.0 0		0.0 0		0.0 0		0.0 0		0.0 0	
MAR	0.0 0		0.0 0		0.0 0		0.0 0		0.0 0		0.0 0		0.0 0		0.0 0		0.0 0		0.0 0		0.0 0	
APR	0.0 0		0.0 0		0.0 0		0.0 0		0.0 0		0.0 0		0.0 0		0.0 0		0.0 0		0.0 0		0.0 0	
MAY	0.0 0		0.0 0		0.0 0		0.0 0		0.0 0		0.0 0		0.0 0		0.0 0		0.0 0		0.0 0		0.0 0	
JUN	0.0 0		0.0 0		0.0 0		0.0 0		0.0 0		0.0 0		0.0 0		0.0 0		0.0 0		0.0 0		0.0 0	
JUL	0.0 0		0.0 0		0.0 0		0.0 0		0.0 0		0.0 0		0.0 0		0.0 0		0.0 0		0.0 0		0.0 0	
AUG	7.0 0		9.0 3		28.0 15		26.0 25		20.0 29		18.0 37		5.0 13		1.0 3		8.0 30		0.0 0		122.0 155	
SEP	12.0 0		0.0 0		45.0 24		23.0 23		7.0 10		15.0 30		4.0 10		2.0 6		8.0 31		1.0 5		117.0 139	
OCT	0.0 0		0.0 0		4.0 2		8.0 8		17.0 26		3.0 6		7.0 19		3.0 9		25.0 94		2.0 10		69.0 174	
NOV	2.0 0		0.0 0		2.0 1		9.0 9		8.0 11		5.0 10		11.0 28		4.0 12		21.0 83		0.0 0		62.0 154	
DEC	0.0 0		0.0 0		6.0 4		14.0 15		3.0 5		12.0 25		4.0 10		4.0 12		42.0 166		0.0 0		85.0 237	
YEAR	21.0 0		9.0 3		85.0 46		80.0 80		55.0 81		53.0 108		31.0 80		14.0 42		104.0 404		3.0 15		455.0 859	

* 1975 COMBINED ANGLER SUCCESS LEVEL *

STATISTICAL AREA : 19

	CATCH PER ANGLER DAY												
	0.0	0.001 TO 0.350	0.351 TO 0.750	0.751 TO 1.250	1.251 TO 1.750	1.751 TO 2.250	2.251 TO 2.750	2.751 TO 3.250	3.251 TO 4.000	4.001 +	TOTAL		
	# OF ANGLER DAYS	# OF ANGLER DAYS	# OF ANGLER DAYS	# OF ANGLER DAYS	# OF ANGLER DAYS	# OF ANGLER DAYS	# OF ANGLER DAYS	# OF ANGLER DAYS	# OF ANGLER DAYS	# OF ANGLER DAYS	# OF ANGLER DAYS	# OF ANGLER DAYS	# OF ANGLER DAYS
JAN	0.0 0	0.0 0	0.0 0	0.0 0	0.0 0	0.0 0	0.0 0	0.0 0	0.0 0	0.0 0	0.0 0	0.0 0	0.0 0
FEB	0.0 0	0.0 0	0.0 0	0.0 0	0.0 0	0.0 0	0.0 0	0.0 0	0.0 0	0.0 0	0.0 0	0.0 0	0.0 0
MAR	0.0 0	0.0 0	0.0 0	0.0 0	0.0 0	0.0 0	0.0 0	0.0 0	0.0 0	0.0 0	0.0 0	0.0 0	0.0 0
APR	0.0 0	0.0 0	0.0 0	0.0 0	0.0 0	0.0 0	0.0 0	0.0 0	0.0 0	0.0 0	0.0 0	0.0 0	0.0 0
MAY	0.0 0	0.0 0	0.0 0	0.0 0	0.0 0	0.0 0	0.0 0	0.0 0	0.0 0	0.0 0	0.0 0	0.0 0	0.0 0
JUN	0.0 0	0.0 0	0.0 0	0.0 0	0.0 0	0.0 0	0.0 0	0.0 0	0.0 0	0.0 0	0.0 0	0.0 0	0.0 0
JUL	0.0 0	0.0 0	0.0 0	0.0 0	0.0 0	0.0 0	0.0 0	0.0 0	0.0 0	0.0 0	0.0 0	0.0 0	0.0 0
AUG	0.0 0	0.0 0	2.0 1	2.0 2	0.0 0	0.0 0	0.0 0	0.0 0	0.0 0	0.0 0	0.0 0	4.0 3	4.0 3
SEP	4.0 0	3.0 1	0.0 0	2.0 2	3.0 5	6.0 12	6.0 15	1.0 3	5.0 20	0.0 0	30.0 58	30.0 58	30.0 58
OCT	6.0 0	0.0 0	0.0 0	2.0 2	0.0 0	8.0 16	0.0 0	1.0 3	11.0 44	0.0 0	28.0 65	28.0 65	28.0 65
NOV	1.0 0	0.0 0	5.0 3	8.0 8	0.0 0	9.0 18	0.0 0	2.0 6	31.0 117	0.0 0	56.0 152	56.0 152	56.0 152
DEC	1.0 0	0.0 0	0.0 0	10.0 10	2.0 3	6.0 12	0.0 0	1.0 3	17.0 67	0.0 0	37.0 95	37.0 95	37.0 95
YEAR	12.0 0	3.0 1	7.0 4	24.0 24	5.0 8	29.0 58	6.0 15	5.0 15	64.0 248	0.0 0	155.0 373	155.0 373	155.0 373

* 1975 COMBINED ANGLER SUCCESS LEVEL *

STATISTICAL AREA : 20

	CATCH PER ANGLER DAY															
	0.0	0.001 TO 0.350	0.351 TO 0.750	0.751 TO 1.250	1.251 TO 1.750	1.751 TO 2.250	2.251 TO 2.750	2.751 TO 3.250	3.251 TO 4.000	4.001 +	TOTAL					
	# OF ANGLER DAYS	# OF ANGLER DAYS	# OF ANGLER DAYS	# OF ANGLER DAYS	# OF ANGLER DAYS	# OF ANGLER DAYS	# OF ANGLER DAYS	# OF ANGLER DAYS	# OF ANGLER DAYS	# OF ANGLER DAYS	# OF ANGLER DAYS	# OF ANGLER DAYS	# OF ANGLER DAYS	# OF ANGLER DAYS	# OF ANGLER DAYS	# OF ANGLER DAYS
JAN	0.0 0	0.0 0	0.0 0	0.0 0	0.0 0	0.0 0	0.0 0	0.0 0	0.0 0	0.0 0	0.0 0	0.0 0	0.0 0	0.0 0	0.0 0	0.0 0
FEB	0.0 0	0.0 0	0.0 0	0.0 0	0.0 0	0.0 0	0.0 0	0.0 0	0.0 0	0.0 0	0.0 0	0.0 0	0.0 0	0.0 0	0.0 0	0.0 0
MAR	0.0 0	0.0 0	0.0 0	0.0 0	0.0 0	0.0 0	0.0 0	0.0 0	0.0 0	0.0 0	0.0 0	0.0 0	0.0 0	0.0 0	0.0 0	0.0 0
APR	0.0 0	0.0 0	0.0 0	0.0 0	0.0 0	0.0 0	0.0 0	0.0 0	0.0 0	0.0 0	0.0 0	0.0 0	0.0 0	0.0 0	0.0 0	0.0 0
MAY	0.0 0	0.0 0	0.0 0	0.0 0	0.0 0	0.0 0	0.0 0	0.0 0	0.0 0	0.0 0	0.0 0	0.0 0	0.0 0	0.0 0	0.0 0	0.0 0
JUN	0.0 0	0.0 0	0.0 0	0.0 0	0.0 0	0.0 0	0.0 0	0.0 0	0.0 0	0.0 0	0.0 0	0.0 0	0.0 0	0.0 0	0.0 0	0.0 0
JUL	0.0 0	0.0 0	0.0 0	0.0 0	0.0 0	0.0 0	0.0 0	0.0 0	0.0 0	0.0 0	0.0 0	0.0 0	0.0 0	0.0 0	0.0 0	0.0 0
AUG	3.0 0	0.0 0	0.0 0	0.0 0	0.0 0	0.0 0	0.0 0	0.0 0	0.0 0	0.0 0	0.0 0	0.0 0	0.0 0	0.0 0	0.0 0	3.0 0
SEP	0.0 0	0.0 0	0.0 0	0.0 0	0.0 0	0.0 0	0.0 0	0.0 0	0.0 0	0.0 0	0.0 0	0.0 0	0.0 0	0.0 0	0.0 0	0.0 0
OCT	2.0 0	0.0 0	0.0 0	0.0 0	0.0 0	0.0 0	0.0 0	0.0 0	0.0 0	0.0 0	2.0 8	0.0 0	0.0 0	0.0 0	4.0 8	0.0 0
NOV	0.0 0	0.0 0	0.0 0	0.0 0	0.0 0	0.0 0	0.0 0	0.0 0	0.0 0	0.0 0	0.0 0	0.0 0	0.0 0	0.0 0	0.0 0	0.0 0
DEC	0.0 0	0.0 0	0.0 0	0.0 0	0.0 0	0.0 0	0.0 0	0.0 0	0.0 0	0.0 0	0.0 0	0.0 0	0.0 0	0.0 0	0.0 0	0.0 0
YEAR	5.0 0	0.0 0	0.0 0	0.0 0	0.0 0	0.0 0	0.0 0	0.0 0	0.0 0	0.0 0	2.0 8	0.0 0	0.0 0	0.0 0	7.0 8	0.0 0

* 1975 COMBINED ANGLER SUCCESS LEVEL *

STATISTICAL AREA : 28

	CATCH PER ANGLER DAY												
	0.0	0.001 TO 0.350	0.351 TO 0.750	0.751 TO 1.250	1.251 TO 1.750	1.751 TO 2.250	2.251 TO 2.750	2.751 TO 3.250	3.251 TO 4.000	4.001 +	TOTAL		
	# OF ANGLER DAYS	# OF ANGLER DAYS	# OF ANGLER DAYS	# OF ANGLER DAYS	# OF ANGLER DAYS	# OF ANGLER DAYS	# OF ANGLER DAYS	# OF ANGLER DAYS	# OF ANGLER DAYS	# OF ANGLER DAYS	# OF ANGLER DAYS	# OF ANGLER DAYS	# OF ANGLER DAYS
JAN	0.0 0	0.0 0	0.0 0	0.0 0	0.0 0	0.0 0	0.0 0	0.0 0	0.0 0	0.0 0	0.0 0	0.0 0	0.0 0
FEB	0.0 0	0.0 0	0.0 0	0.0 0	0.0 0	0.0 0	0.0 0	0.0 0	0.0 0	0.0 0	0.0 0	0.0 0	0.0 0
MAR	0.0 0	0.0 0	0.0 0	0.0 0	0.0 0	0.0 0	0.0 0	0.0 0	0.0 0	0.0 0	0.0 0	0.0 0	0.0 0
APR	1.0 0	0.0 0	0.0 0	0.0 0	0.0 0	0.0 0	0.0 0	0.0 0	0.0 0	0.0 0	0.0 0	1.0 0	1.0 0
MAY	1.0 0	0.0 0	0.0 0	2.0 2	0.0 0	1.0 2	0.0 0	1.0 3	1.0 4	0.0 0	6.0 11	6.0 11	6.0 11
JUN	0.0 0	0.0 0	0.0 0	0.0 0	0.0 0	1.0 2	0.0 0	0.0 0	0.0 0	0.0 0	1.0 2	1.0 2	1.0 2
JUL	7.0 0	0.0 0	0.0 0	3.0 3	3.0 5	1.0 2	0.0 0	0.0 0	1.0 4	0.0 0	15.0 14	15.0 14	15.0 14
AUG	16.0 0	0.0 0	6.0 3	15.0 15	4.0 6	10.0 20	2.0 5	2.0 6	1.0 4	0.0 0	56.0 59	56.0 59	56.0 59
SEP	37.0 0	6.0 2	2.0 1	22.0 22	2.0 3	4.0 8	0.0 0	2.0 6	1.0 4	0.0 0	76.0 46	76.0 46	76.0 46
OCT	10.0 0	0.0 0	2.0 1	2.0 2	2.0 3	2.0 4	2.0 5	0.0 0	0.0 0	0.0 0	20.0 15	20.0 15	20.0 15
NOV	0.0 0	3.0 1	0.0 0	0.0 0	0.0 0	1.0 2	0.0 0	0.0 0	0.0 0	0.0 0	4.0 3	4.0 3	4.0 3
DEC	0.0 0	0.0 0	0.0 0	0.0 0	2.0 3	3.0 6	0.0 0	2.0 6	3.0 10	0.0 0	10.0 25	10.0 25	10.0 25
YEAR	72.0 0	9.0 3	10.0 5	44.0 44	13.0 20	23.0 46	4.0 10	7.0 21	7.0 26	0.0 0	189.0 175	189.0 175	189.0 175

	CATCH PER ANGLER DAY											
	0.0	0.001 TO 0.350	0.351 TO 0.750	0.751 TO 1.250	1.251 TO 1.750	1.751 TO 2.250	2.251 TO 2.750	2.751 TO 3.250	3.251 TO 4.000	4.001 +	TOTAL	
	# OF ANGLER DAYS	# OF FISH DAYS	# OF ANGLER DAYS	# OF FISH DAYS	# OF ANGLER DAYS	# OF FISH DAYS	# OF ANGLER DAYS	# OF FISH DAYS	# OF ANGLER DAYS	# OF FISH DAYS	# OF ANGLER DAYS	# OF FISH DAYS
JAN	0.0 0	0.0 0	0.0 0	0.0 0	0.0 0	0.0 0	0.0 0	0.0 0	0.0 0	0.0 0	0.0 0	0.0 0
FEB	0.0 0	0.0 0	0.0 0	0.0 0	0.0 0	0.0 0	0.0 0	0.0 0	0.0 0	0.0 0	0.0 0	0.0 0
MAR	0.0 0	0.0 0	0.0 0	0.0 0	0.0 0	0.0 0	0.0 0	0.0 0	0.0 0	0.0 0	0.0 0	0.0 0
APR	0.0 0	0.0 0	0.0 0	0.0 0	0.0 0	0.0 0	0.0 0	0.0 0	0.0 0	0.0 0	0.0 0	0.0 0
MAY	0.0 0	0.0 0	0.0 0	0.0 0	0.0 0	0.0 0	0.0 0	0.0 0	0.0 0	0.0 0	0.0 0	0.0 0
JUN	0.0 0	0.0 0	0.0 0	0.0 0	0.0 0	0.0 0	0.0 0	0.0 0	0.0 0	0.0 0	0.0 0	0.0 0
JUL	0.0 0	0.0 0	0.0 0	0.0 0	0.0 0	0.0 0	0.0 0	0.0 0	0.0 0	0.0 0	0.0 0	0.0 0
AUG	18.0 0	9.0 3	8.0 4	3.0 3	2.0 3	2.0 4	0.0 0	3.0 9	0.0 0	0.0 0	45.0 26	
SEP	18.0 0	3.0 1	12.0 6	11.0 11	0.0 0	2.0 4	3.0 8	0.0 0	0.0 0	0.0 0	49.0 30	
OCT	5.0 0	0.0 0	0.0 0	2.0 2	0.0 0	2.0 4	0.0 0	0.0 0	0.0 0	0.0 0	9.0 6	
NOV	2.0 0	0.0 0	0.0 0	0.0 0	0.0 0	0.0 0	2.0 5	3.0 9	0.0 0	0.0 0	7.0 14	
DEC	0.0 0	0.0 0	0.0 0	0.0 0	2.0 3	0.0 0	6.0 15	0.0 0	3.0 12	0.0 0	11.0 30	
YEAR	43.0 0	12.0 4	20.0 10	16.0 16	4.0 6	6.0 12	11.0 28	6.0 18	3.0 12	0.0 0	121.0 106	

* 1975 COMBINED ANGLER SUCCESS LEVEL *

STATISTICAL AREA : 13 & 14

	CATCH PER ANGLER DAY																				
	0.0		0.001 TO 0.350		0.351 TO 0.750		0.751 TO 1.250		1.251 TO 1.750		1.751 TO 2.250		2.251 TO 2.750		2.751 TO 3.250		3.251 TO 4.000		4.001 +		TOTAL
	# OF ANGLER DAYS	# OF FISH	# OF ANGLER DAYS	# OF FISH	# OF ANGLER DAYS	# OF FISH	# OF ANGLER DAYS	# OF FISH	# OF ANGLER DAYS	# OF FISH	# OF ANGLER DAYS	# OF FISH	# OF ANGLER DAYS	# OF FISH	# OF ANGLER DAYS	# OF FISH	# OF ANGLER DAYS	# OF ANGLER DAYS	# OF FISH	# OF ANGLER DAYS	# OF FISH
JAN	0.0 0	0.0 0	0.0 0	0.0 0	0.0 0	0.0 0	0.0 0	0.0 0	0.0 0	0.0 0	0.0 0	0.0 0	0.0 0	0.0 0	0.0 0	0.0 0	0.0 0	0.0 0	0.0 0	0.0 0	0.0 0
FEB	0.0 0	0.0 0	0.0 0	0.0 0	0.0 0	0.0 0	0.0 0	0.0 0	0.0 0	0.0 0	0.0 0	0.0 0	0.0 0	0.0 0	0.0 0	0.0 0	0.0 0	0.0 0	0.0 0	0.0 0	0.0 0
MAR	0.0 0	0.0 0	0.0 0	0.0 0	0.0 0	0.0 0	0.0 0	0.0 0	0.0 0	0.0 0	0.0 0	0.0 0	0.0 0	0.0 0	0.0 0	0.0 0	0.0 0	0.0 0	0.0 0	0.0 0	0.0 0
APR	0.0 0	0.0 0	0.0 0	0.0 0	0.0 0	0.0 0	0.0 0	0.0 0	0.0 0	0.0 0	0.0 0	0.0 0	0.0 0	0.0 0	0.0 0	0.0 0	0.0 0	0.0 0	0.0 0	0.0 0	0.0 0
MAY	0.0 0	0.0 0	0.0 0	0.0 0	0.0 0	0.0 0	0.0 0	0.0 0	0.0 0	0.0 0	0.0 0	0.0 0	0.0 0	0.0 0	0.0 0	0.0 0	0.0 0	0.0 0	0.0 0	0.0 0	0.0 0
JUN	0.0 0	0.0 0	0.0 0	0.0 0	0.0 0	0.0 0	0.0 0	0.0 0	0.0 0	0.0 0	0.0 0	0.0 0	0.0 0	0.0 0	0.0 0	0.0 0	0.0 0	0.0 0	0.0 0	0.0 0	0.0 0
JUL	0.0 0	0.0 0	0.0 0	0.0 0	0.0 0	0.0 0	0.0 0	0.0 0	0.0 0	0.0 0	0.0 0	0.0 0	0.0 0	0.0 0	0.0 0	0.0 0	0.0 0	0.0 0	0.0 0	0.0 0	0.0 0
AUG	80.0 0	35.0 10	87.0 49	83.0 83	97.0 147	55.0 110	24.0 60	26.0 78	59.0 230	0.0 0	546.0 767										
SEP	67.0 0	17.0 4	45.0 24	76.0 76	24.0 37	34.0 68	21.0 53	11.0 33	16.0 63	3.0 13	314.0 371										
OCT	2.0 0	0.0 0	0.0 0	2.0 2	0.0 0	1.0 2	0.0 0	0.0 0	2.0 7	0.0 0	7.0 11										
NOV	3.0 0	0.0 0	0.0 0	0.0 0	0.0 0	0.0 0	0.0 0	0.0 0	0.0 0	0.0 0	3.0 0										
DEC	3.0 0	0.0 0	0.0 0	0.0 0	0.0 0	0.0 0	0.0 0	0.0 0	0.0 0	0.0 0	3.0 0										
YEAR	155.0 0	52.0 14	132.0 73	161.0 161	121.0 184	90.0 180	45.0 113	37.0 111	77.0 300	3.0 13	873.0 1149										

* 1975 COMBINED ANGLER SUCCESS LEVEL *

STATISTICAL AREA : 15 & 16

	CATCH PER ANGLER DAY											
	0.0	0.001 TO 0.350	0.351 TO 0.750	0.751 TO 1.250	1.251 TO 1.750	1.751 TO 2.250	2.251 TO 2.750	2.751 TO 3.250	3.251 TO 4.000	4.001 +	TOTAL	
	# OF ANGLER DAYS	# OF FISH	# OF ANGLER DAYS	# OF FISH	# OF ANGLER DAYS	# OF FISH	# OF ANGLER DAYS	# OF FISH	# OF ANGLER DAYS	# OF FISH	# OF ANGLER DAYS	# OF FISH
JAN	0.0 0	0.0 0	0.0 0	0.0 0	0.0 0	0.0 0	0.0 0	0.0 0	0.0 0	0.0 0	0.0 0	0.0 0
FEB	0.0 0	0.0 0	0.0 0	0.0 0	0.0 0	0.0 0	0.0 0	0.0 0	0.0 0	0.0 0	0.0 0	0.0 0
MAR	0.0 0	0.0 0	0.0 0	0.0 0	0.0 0	0.0 0	0.0 0	0.0 0	0.0 0	0.0 0	0.0 0	0.0 0
APR	0.0 0	0.0 0	0.0 0	0.0 0	0.0 0	0.0 0	0.0 0	0.0 0	0.0 0	0.0 0	0.0 0	0.0 0
MAY	0.0 0	0.0 0	0.0 0	0.0 0	0.0 0	0.0 0	0.0 0	0.0 0	0.0 0	0.0 0	0.0 0	0.0 0
JUN	0.0 0	0.0 0	0.0 0	0.0 0	0.0 0	0.0 0	0.0 0	0.0 0	0.0 0	0.0 0	0.0 0	0.0 0
JUL	0.0 0	0.0 0	0.0 0	0.0 0	0.0 0	0.0 0	0.0 0	0.0 0	0.0 0	0.0 0	0.0 0	0.0 0
AUG	10.0 0	4.0 1	23.0 13	16.0 16	23.0 35	14.0 28	9.0 23	3.0 9	7.0 25	1.0 5	110.0 155	
SEP	25.0 0	3.0 1	12.0 6	15.0 15	20.0 30	23.0 46	0.0 0	12.0 36	7.0 28	0.0 0	117.0 162	
OCT	9.0 0	0.0 0	5.0 3	1.0 1	4.0 6	3.0 6	2.0 5	0.0 0	0.0 0	0.0 0	24.0 21	
NOV	10.0 0	0.0 0	4.0 2	5.0 5	4.0 6	2.0 4	0.0 0	1.0 3	4.0 15	0.0 0	30.0 35	
DEC	3.0 0	0.0 0	3.0 2	3.0 3	0.0 0	7.0 14	4.0 10	2.0 6	1.0 4	0.0 0	23.0 39	
YEAR	57.0 0	7.0 2	47.0 26	40.0 40	51.0 77	49.0 98	15.0 38	18.0 54	19.0 72	1.0 5	304.0 412	

* 1975 COMBINED ANGLER SUCCESS LEVEL *

STATISTICAL AREA : 19 & 20

	CATCH PER ANGLER DAY																					
	0.0		0.001 TO 0.350		0.351 TO 0.750		0.751 TO 1.250		1.251 TO 1.750		1.751 TO 2.250		2.251 TO 2.750		2.751 TO 3.250		3.251 TO 4.000		4.001 +		TOTAL	
	# OF ANGLER DAYS	# OF FISH	# OF ANGLER DAYS	# OF FISH	# OF ANGLER DAYS	# OF FISH	# OF ANGLER DAYS	# OF FISH	# OF ANGLER DAYS	# OF FISH	# OF ANGLER DAYS	# OF FISH	# OF ANGLER DAYS	# OF FISH	# OF ANGLER DAYS	# OF FISH	# OF ANGLER DAYS	# OF FISH	# OF ANGLER DAYS	# OF FISH	# OF ANGLER DAYS	
JAN	0.0 0	0.0 0	0.0 0	0.0 0	0.0 0	0.0 0	0.0 0	0.0 0	0.0 0	0.0 0	0.0 0	0.0 0	0.0 0	0.0 0	0.0 0	0.0 0	0.0 0	0.0 0	0.0 0	0.0 0	0.0 0	
FEB	0.0 0	0.0 0	0.0 0	0.0 0	0.0 0	0.0 0	0.0 0	0.0 0	0.0 0	0.0 0	0.0 0	0.0 0	0.0 0	0.0 0	0.0 0	0.0 0	0.0 0	0.0 0	0.0 0	0.0 0	0.0 0	
MAR	0.0 0	0.0 0	0.0 0	0.0 0	0.0 0	0.0 0	0.0 0	0.0 0	0.0 0	0.0 0	0.0 0	0.0 0	0.0 0	0.0 0	0.0 0	0.0 0	0.0 0	0.0 0	0.0 0	0.0 0	0.0 0	
APR	0.0 0	0.0 0	0.0 0	0.0 0	0.0 0	0.0 0	0.0 0	0.0 0	0.0 0	0.0 0	0.0 0	0.0 0	0.0 0	0.0 0	0.0 0	0.0 0	0.0 0	0.0 0	0.0 0	0.0 0	0.0 0	
MAY	0.0 0	0.0 0	0.0 0	0.0 0	0.0 0	0.0 0	0.0 0	0.0 0	0.0 0	0.0 0	0.0 0	0.0 0	0.0 0	0.0 0	0.0 0	0.0 0	0.0 0	0.0 0	0.0 0	0.0 0	0.0 0	
JUN	0.0 0	0.0 0	0.0 0	0.0 0	0.0 0	0.0 0	0.0 0	0.0 0	0.0 0	0.0 0	0.0 0	0.0 0	0.0 0	0.0 0	0.0 0	0.0 0	0.0 0	0.0 0	0.0 0	0.0 0	0.0 0	
JUL	0.0 0	0.0 0	0.0 0	0.0 0	0.0 0	0.0 0	0.0 0	0.0 0	0.0 0	0.0 0	0.0 0	0.0 0	0.0 0	0.0 0	0.0 0	0.0 0	0.0 0	0.0 0	0.0 0	0.0 0	0.0 0	
AUG	0.0 0	0.0 0	2.0 1	2.0 2	0.0 0	0.0 0	0.0 0	0.0 0	0.0 0	0.0 0	0.0 0	0.0 0	0.0 0	0.0 0	0.0 0	0.0 0	0.0 0	0.0 0	0.0 0	4.0 3	4.0 3	
SEP	4.0 0	3.0 1	0.0 0	2.0 2	3.0 5	6.0 12	6.0 15	1.0 3	5.0 20	0.0 0	30.0 58	30.0 58	30.0 58	30.0 58	30.0 58	30.0 58	30.0 58	30.0 58	30.0 58	30.0 58	30.0 58	
OCT	6.0 0	0.0 0	0.0 0	2.0 2	0.0 0	8.0 16	0.0 0	1.0 3	11.0 44	0.0 0	28.0 65	28.0 65	28.0 65	28.0 65	28.0 65	28.0 65	28.0 65	28.0 65	28.0 65	28.0 65	28.0 65	
NOV	1.0 0	0.0 0	5.0 3	8.0 8	0.0 0	9.0 18	0.0 0	2.0 6	31.0 117	0.0 0	56.0 152	56.0 152	56.0 152	56.0 152	56.0 152	56.0 152	56.0 152	56.0 152	56.0 152	56.0 152	56.0 152	
DEC	1.0 0	0.0 0	0.0 0	10.0 10	2.0 3	6.0 12	0.0 0	1.0 3	17.0 67	0.0 0	37.0 95	37.0 95	37.0 95	37.0 95	37.0 95	37.0 95	37.0 95	37.0 95	37.0 95	37.0 95	37.0 95	
YEAR	12.0 0	3.0 1	7.0 4	24.0 24	5.0 8	29.0 58	6.0 15	5.0 15	64.0 248	0.0 0	155.0 373	155.0 373	155.0 373	155.0 373	155.0 373	155.0 373	155.0 373	155.0 373	155.0 373	155.0 373	155.0 373	

* 1975 COMBINED ANGLER SUCCESS LEVEL *

STATISTICAL AREA : 28 & 29

	CATCH PER ANGLER DAY											
	0.0	0.001 TO 0.350	0.351 TO 0.750	0.751 TO 1.250	1.251 TO 1.750	1.751 TO 2.250	2.251 TO 2.750	2.751 TO 3.250	3.251 TO 4.000	4.001 +	TOTAL	
	# OF ANGLER DAYS	# OF ANGLER DAYS	# OF ANGLER DAYS	# OF ANGLER DAYS	# OF ANGLER DAYS	# OF ANGLER DAYS	# OF ANGLER DAYS	# OF ANGLER DAYS	# OF ANGLER DAYS	# OF ANGLER DAYS	# OF ANGLER DAYS	# OF ANGLER DAYS
JAN	0.0 0	0.0 0	0.0 0	0.0 0	0.0 0	0.0 0	0.0 0	0.0 0	0.0 0	0.0 0	0.0 0	0.0 0
FEB	0.0 0	0.0 0	0.0 0	0.0 0	0.0 0	0.0 0	0.0 0	0.0 0	0.0 0	0.0 0	0.0 0	0.0 0
MAR	0.0 0	0.0 0	0.0 0	0.0 0	0.0 0	0.0 0	0.0 0	0.0 0	0.0 0	0.0 0	0.0 0	0.0 0
APR	1.0 0	0.0 0	0.0 0	0.0 0	0.0 0	0.0 0	0.0 0	0.0 0	0.0 0	0.0 0	0.0 0	1.0 0
MAY	1.0 0	0.0 0	0.0 0	2.0 2	0.0 0	1.0 2	0.0 0	1.0 3	1.0 4	0.0 0	0.0 0	6.0 11
JUN	0.0 0	0.0 0	0.0 0	0.0 0	0.0 0	1.0 2	0.0 0	0.0 0	0.0 0	0.0 0	0.0 0	1.0 2
JUL	7.0 0	0.0 0	0.0 0	3.0 3	3.0 5	1.0 2	0.0 0	0.0 0	1.0 4	0.0 0	0.0 0	15.0 14
AUG	37.0 0	9.0 3	14.0 7	18.0 18	6.0 9	12.0 24	2.0 5	5.0 15	1.0 4	0.0 0	0.0 0	104.0 85
SEP	55.0 0	9.0 3	14.0 7	33.0 33	2.0 3	6.0 12	3.0 8	2.0 6	1.0 4	0.0 0	0.0 0	125.0 76
OCT	17.0 0	0.0 0	2.0 1	4.0 4	2.0 3	4.0 8	2.0 5	0.0 0	2.0 8	0.0 0	0.0 0	33.0 29
NOV	2.0 0	3.0 1	0.0 0	0.0 0	0.0 0	1.0 2	2.0 5	3.0 9	0.0 0	0.0 0	0.0 0	11.0 17
DEC	0.0 0	0.0 0	0.0 0	0.0 0	4.0 6	3.0 6	6.0 15	2.0 6	6.0 22	0.0 0	0.0 0	21.0 55
YEAR	120.0 0	21.0 7	30.0 15	60.0 60	17.0 26	29.0 58	15.0 38	13.0 39	12.0 46	0.0 0	0.0 0	317.0 289

* 1975 COMBINED ANGLER SUCCESS LEVEL *

STATISTICAL AREA : ALL

	CATCH PER ANGLER DAY																					
	0.0	0.001 TO 0.350	0.351 TO 0.750	0.751 TO 1.250	1.251 TO 1.750	1.751 TO 2.250	2.251 TO 2.750	2.751 TO 3.250	3.251 TO 4.000	4.001 +	TOTAL											
	# OF ANGLER DAYS	# OF ANGLER DAYS	# OF ANGLER DAYS	# OF ANGLER DAYS	# OF ANGLER DAYS	# OF ANGLER DAYS	# OF ANGLER DAYS	# OF ANGLER DAYS	# OF ANGLER DAYS	# OF ANGLER DAYS	# OF ANGLER DAYS	# OF ANGLER DAYS	# OF ANGLER DAYS	# OF ANGLER DAYS	# OF ANGLER DAYS	# OF ANGLER DAYS	# OF ANGLER DAYS	# OF ANGLER DAYS	# OF ANGLER DAYS	# OF ANGLER DAYS	# OF ANGLER DAYS	
JAN	0.0 0	0.0 0	0.0 0	0.0 0	0.0 0	0.0 0	0.0 0	0.0 0	0.0 0	0.0 0	0.0 0	0.0 0	0.0 0	0.0 0	0.0 0	0.0 0	0.0 0	0.0 0	0.0 0	0.0 0	0.0 0	0.0 0
FEB	0.0 0	0.0 0	0.0 0	0.0 0	0.0 0	0.0 0	0.0 0	0.0 0	0.0 0	0.0 0	0.0 0	0.0 0	0.0 0	0.0 0	0.0 0	0.0 0	0.0 0	0.0 0	0.0 0	0.0 0	0.0 0	0.0 0
MAR	0.0 0	0.0 0	0.0 0	0.0 0	0.0 0	0.0 0	0.0 0	0.0 0	0.0 0	0.0 0	0.0 0	0.0 0	0.0 0	0.0 0	0.0 0	0.0 0	0.0 0	0.0 0	0.0 0	0.0 0	0.0 0	0.0 0
APR	1.0 0	0.0 0	0.0 0	0.0 0	0.0 0	0.0 0	0.0 0	0.0 0	0.0 0	0.0 0	0.0 0	0.0 0	0.0 0	0.0 0	0.0 0	0.0 0	0.0 0	0.0 0	0.0 0	0.0 0	1.0 0	1.0 0
MAY	1.0 0	0.0 0	0.0 0	2.0 2	0.0 0	1.0 2	0.0 0	1.0 3	1.0 4	0.0 0	6.0 11											
JUN	0.0 0	0.0 0	0.0 0	0.0 0	0.0 0	1.0 2	0.0 0	0.0 0	0.0 0	0.0 0	1.0 2											1.0 2
JUL	7.0 0	0.0 0	0.0 0	3.0 3	3.0 5	1.0 2	0.0 0	0.0 0	1.0 4	0.0 0	15.0 14											
AUG	159.0 0	66.0 20	172.0 95	167.0 167	160.0 241	109.0 219	47.0 119	39.0 117	86.0 333	1.0 5	1006.0 1316											
SEP	179.0 0	43.0 12	126.0 66	158.0 158	59.0 89	90.0 180	42.0 105	30.0 90	39.0 154	4.0 18	770.0 872											
DCT	39.0 0	0.0 0	13.0 7	17.0 17	23.0 35	19.0 38	11.0 29	4.0 12	44.0 167	2.0 10	172.0 315											
NOV	24.0 0	3.0 1	13.0 7	28.0 28	12.0 17	18.0 36	17.0 43	10.0 30	56.0 215	0.0 0	181.0 377											
DEC	8.0 0	0.0 0	13.0 8	34.0 35	9.0 14	28.0 57	14.0 35	13.0 39	71.0 277	0.0 0	190.0 465											
YEAR	418.0 0	112.0 33	337.0 183	409.0 410	266.0 401	267.0 536	131.0 331	97.0 291	298.0 1154	7.0 33	2342.0 3372											

	CATCH PER ANGLER OAY																					
	0.0		0.001 TO 0.350		0.351 TO 0.750		0.751 TO 1.250		1.251 TO 1.750		1.751 TO 2.250		2.251 TO 2.750		2.751 TO 3.250		3.251 TO 4.000		4.001 +		TOTAL	
	# OF ANGLER OAYS	# OF FISH	# OF ANGLER OAYS	# OF FISH	# OF ANGLER OAYS	# OF FISH	# OF ANGLER OAYS	# OF FISH	# OF ANGLER OAYS	# OF FISH	# OF ANGLER OAYS	# OF FISH	# OF ANGLER OAYS	# OF FISH	# OF ANGLER OAYS	# OF FISH	# OF ANGLER OAYS	# OF FISH	# OF ANGLER OAYS	# OF FISH	# OF ANGLER OAYS	# OF FISH
JAN	22.0 0	0	0.0 0	0	0.0 0	0	0.0 0	0	0.0 0	0	0.0 0	0	0.0 0	0	0.0 0	0	0.0 0	0	0.0 0	0	22.0 0	0
FEB	14.0 0	0	0.0 0	0	0.0 0	0	0.0 0	0	0.0 0	0	0.0 0	0	0.0 0	0	0.0 0	0	0.0 0	0	0.0 0	0	14.0 0	0
MAR	23.0 0	0	0.0 0	0	0.0 0	0	6.0 10	4	2.0 4	4	0.0 0	0	0.0 0	0	0.0 0	0	0.0 0	0	0.0 0	0	31.0 14	14
APR	10.0 0	3.0 1	3.0 2	2	2.0 2	2	3.0 4	4	2.0 4	4	0.0 0	0	3.0 9	9	13.0 51	51	0.0 0	0	0.0 0	0	39.0 73	73
MAY	40.0 0	9.0 3	20.0 11	11	17.0 17	17	9.0 14	14	8.0 16	16	12.0 29	29	2.0 6	6	15.0 59	59	0.0 0	0	0.0 0	0	132.0 155	155
JUN	96.0 0	5.0 1	46.0 24	24	24.0 24	24	33.0 49	49	16.0 32	32	10.0 25	25	24.0 72	72	33.0 126	126	0.0 0	0	0.0 0	0	287.0 353	353
JUL	86.0 0	30.0 9	78.0 42	42	51.0 50	50	42.0 64	64	37.0 75	75	22.0 55	55	25.0 75	75	10.0 38	38	0.0 0	0	0.0 0	0	381.0 408	408
AUG	107.0 0	19.0 5	72.0 37	37	96.0 96	96	29.0 43	43	10.0 20	20	19.0 47	47	11.0 33	33	11.0 39	39	4.0 19	19	4.0 19	19	378.0 339	339
SEP	16.0 0	0.0 0	22.0 11	11	24.0 24	24	10.0 15	15	16.0 32	32	2.0 5	5	2.0 6	6	2.0 7	7	0.0 0	0	0.0 0	0	94.0 100	100
OCT	10.0 0	0.0 0	6.0 3	3	2.0 2	2	0.0 0	0	0.0 0	0	0.0 0	0	0.0 0	0	0.0 0	0	0.0 0	0	0.0 0	0	18.0 5	5
NOV	4.0 0	0.0 0	0.0 0	0	0.0 0	0	0.0 0	0	0.0 0	0	0.0 0	0	0.0 0	0	0.0 0	0	0.0 0	0	0.0 0	0	4.0 0	0
DEC	4.0 0	0.0 0	0.0 0	0	0.0 0	0	0.0 0	0	0.0 0	0	0.0 0	0	0.0 0	0	0.0 0	0	0.0 0	0	0.0 0	0	4.0 0	0
YEAR	432.0 0	66.0 19	247.0 130	130	216.0 215	215	132.0 199	199	91.0 183	183	65.0 161	161	67.0 201	201	84.0 320	320	4.0 19	19	4.0 19	19	1404.0 1447	1447

* 1976 COHO ANGLER SUCCESS LEVEL *

STATISTICAL AREA : 14

	CATCH PER ANGLER DAY																					
	0.0		0.001 TO 0.350		0.351 TO 0.750		0.751 TO 1.250		1.251 TO 1.750		1.751 TO 2.250		2.251 TO 2.750		2.751 TO 3.250		3.251 TO 4.000		4.001 +		TOTAL	
	# OF ANGLER DAYS	# OF FISH	# OF ANGLER DAYS	# OF FISH	# OF ANGLER DAYS	# OF FISH	# OF ANGLER DAYS	# OF FISH	# OF ANGLER DAYS	# OF FISH	# OF ANGLER DAYS	# OF FISH	# OF ANGLER DAYS	# OF FISH	# OF ANGLER DAYS	# OF FISH	# OF ANGLER DAYS	# OF FISH	# OF ANGLER DAYS	# OF FISH	# OF ANGLER DAYS	
JAN	7.0	0	0.0	0	0.0	0	0.0	0	0.0	0	0.0	0	0.0	0	0.0	0	0.0	0	0.0	0	7.0	0
FEB	0.0	0	0.0	0	0.0	0	0.0	0	0.0	0	0.0	0	0.0	0	0.0	0	0.0	0	0.0	0	0.0	0
MAR	4.0	0	0.0	0	0.0	0	0.0	0	0.0	0	0.0	0	0.0	0	0.0	0	0.0	0	0.0	0	4.0	0
APR	11.0	0	0.0	0	2.0	1	9.0	9	4.0	6	2.0	4	3.0	8	2.0	6	14.0	56	2.0	12	49.0	102
MAY	36.0	0	4.0	1	19.0	10	12.0	12	5.0	7	9.0	18	0.0	0	9.0	28	17.0	67	0.0	0	111.0	143
JUN	80.0	0	6.0	2	49.0	29	27.0	28	12.0	18	16.0	32	6.0	15	9.0	27	28.0	109	4.0	18	237.0	278
JUL	113.0	0	11.0	3	46.0	24	34.0	36	18.0	26	20.0	40	23.0	58	16.0	48	14.0	52	0.0	0	295.0	287
AUG	141.0	0	15.0	5	47.0	26	21.0	21	24.0	37	9.0	18	3.0	8	5.0	15	13.0	48	0.0	0	278.0	178
SEP	58.0	0	6.0	2	30.0	17	8.0	8	5.0	8	3.0	6	2.0	5	0.0	0	4.0	16	0.0	0	116.0	62
OCT	23.0	0	8.0	2	13.0	7	5.0	5	2.0	3	0.0	0	0.0	0	2.0	6	0.0	0	0.0	0	53.0	23
NOV	29.0	0	3.0	1	0.0	0	1.0	1	0.0	0	0.0	0	0.0	0	0.0	0	0.0	0	0.0	0	33.0	2
DEC	49.0	0	0.0	0	0.0	0	0.0	0	0.0	0	0.0	0	0.0	0	0.0	0	0.0	0	0.0	0	49.0	0
YEAR	551.0	0	53.0	16	206.0	114	117.0	120	70.0	105	59.0	118	37.0	94	43.0	130	90.0	348	6.0	30	1232.0	1075

	CATCH PER ANGLER DAY																					
	0.0		0.001 TO 0.350		0.351 TO 0.750		0.751 TO 1.250		1.251 TO 1.750		1.751 TO 2.250		2.251 TO 2.750		2.751 TO 3.250		3.251 TO 4.000		4.001 +		TOTAL	
	# OF ANGLER DAYS	# OF FISH	# OF ANGLER DAYS	# OF FISH	# OF ANGLER DAYS	# OF FISH	# OF ANGLER DAYS	# OF FISH	# OF ANGLER DAYS	# OF FISH	# OF ANGLER DAYS	# OF FISH	# OF ANGLER DAYS	# OF FISH	# OF ANGLER DAYS	# OF FISH	# OF ANGLER DAYS	# OF FISH	# OF ANGLER DAYS	# OF FISH	# OF ANGLER DAYS	
JAN	0.0 0		0.0 0		0.0 0		0.0 0		0.0 0		0.0 0		0.0 0		0.0 0		0.0 0		0.0 0		0.0 0	
FEB	0.0 0		0.0 0		0.0 0		0.0 0		0.0 0		0.0 0		0.0 0		0.0 0		0.0 0		0.0 0		0.0 0	
MAR	0.0 0		0.0 0		0.0 0		0.0 0		0.0 0		0.0 0		0.0 0		0.0 0		0.0 0		0.0 0		0.0 0	
APR	6.0 0		0.0 0		2.0 1		0.0 0		0.0 0		0.0 0		0.0 0		0.0 0		0.0 0		0.0 0		8.0 1	
MAY	0.0 0		0.0 0		2.0 1		1.0 1		0.0 0		1.0 2		0.0 0		2.0 6		2.0 8		0.0 0		8.0 18	
JUN	8.0 0		0.0 0		3.0 2		11.0 11		2.0 3		1.0 2		8.0 20		0.0 0		8.0 31		0.0 0		41.0 69	
JUL	9.0 0		5.0 1		2.0 1		4.0 4		2.0 3		0.0 0		5.0 13		0.0 0		5.0 20		0.0 0		32.0 42	
AUG	2.0 0		0.0 0		4.0 2		0.0 0		2.0 3		0.0 0		0.0 0		0.0 0		0.0 0		0.0 0		8.0 5	
SEP	3.0 0		0.0 0		0.0 0		0.0 0		0.0 0		0.0 0		0.0 0		0.0 0		0.0 0		0.0 0		3.0 0	
OCT	3.0 0		0.0 0		0.0 0		0.0 0		0.0 0		0.0 0		0.0 0		0.0 0		0.0 0		0.0 0		3.0 0	
NOV	0.0 0		0.0 0		0.0 0		0.0 0		0.0 0		0.0 0		0.0 0		0.0 0		0.0 0		0.0 0		0.0 0	
DEC	0.0 0		0.0 0		0.0 0		0.0 0		0.0 0		0.0 0		0.0 0		0.0 0		0.0 0		0.0 0		0.0 0	
YEAR	31.0 0		5.0 1		13.0 7		16.0 16		6.0 9		2.0 4		13.0 33		2.0 6		15.0 59		0.0 0		103.0 135	

* 1976 COHO ANGLER SUCCESS LEVEL *

STATISTICAL AREA : 16

	CATCH PER ANGLER DAY														TOTAL		
	0.0	0.001 TO 0.350	0.351 TO 0.750	0.751 TO 1.250	1.251 TO 1.750	1.751 TO 2.250	2.251 TO 2.750	2.751 TO 3.250	3.251 TO 4.000	4.001 +							
	# OF ANGLER DAYS	# OF ANGLER DAYS	# OF ANGLER DAYS	# OF ANGLER DAYS	# OF ANGLER DAYS	# OF ANGLER DAYS	# OF ANGLER DAYS	# OF ANGLER DAYS	# OF ANGLER DAYS	# OF ANGLER DAYS	# OF ANGLER DAYS	# OF ANGLER DAYS	# OF ANGLER DAYS	# OF ANGLER DAYS	# OF ANGLER DAYS	# OF ANGLER DAYS	# OF ANGLER DAYS
JAN	29.0 0	0.0 0	0.0 0	0.0 0	0.0 0	0.0 0	0.0 0	0.0 0	0.0 0	0.0 0	0.0 0	0.0 0	0.0 0	0.0 0	29.0 0		
FEB	16.0 0	0.0 0	0.0 0	0.0 0	0.0 0	0.0 0	0.0 0	0.0 0	0.0 0	0.0 0	0.0 0	0.0 0	0.0 0	0.0 0	16.0 0		
MAR	19.0 0	0.0 0	0.0 0	0.0 0	0.0 0	0.0 0	0.0 0	0.0 0	0.0 0	0.0 0	0.0 0	0.0 0	0.0 0	0.0 0	19.0 0		
APR	41.0 0	4.0 1	2.0 1	10.0 10	12.0 18	2.0 4	6.0 15	2.0 6	10.0 40	0.0 0	0.0 0	0.0 0	0.0 0	0.0 0	89.0 95		
MAY	71.0 0	6.0 2	6.0 3	6.0 6	11.0 17	8.0 16	5.0 12	2.0 6	6.0 24	0.0 0	0.0 0	0.0 0	0.0 0	0.0 0	121.0 86		
JUN	31.0 0	6.0 2	35.0 20	9.0 9	14.0 22	19.0 38	2.0 5	6.0 18	9.0 36	0.0 0	0.0 0	0.0 0	0.0 0	0.0 0	131.0 150		
JUL	78.0 0	49.0 13	44.0 23	36.0 37	35.0 54	21.0 42	6.0 15	6.0 18	17.0 61	0.0 0	0.0 0	0.0 0	0.0 0	0.0 0	292.0 263		
AUG	63.0 0	35.0 10	67.0 36	57.0 60	39.0 57	30.0 61	31.0 78	15.0 45	13.0 46	0.0 0	0.0 0	0.0 0	0.0 0	0.0 0	350.0 393		
SEP	32.0 0	6.0 2	32.0 17	23.0 23	22.0 33	6.0 12	13.0 33	10.0 30	11.0 44	0.0 0	0.0 0	0.0 0	0.0 0	0.0 0	155.0 194		
OCT	12.0 0	0.0 0	12.0 7	2.0 2	11.0 16	0.0 0	0.0 0	1.0 3	0.0 0	0.0 0	0.0 0	0.0 0	0.0 0	0.0 0	38.0 28		
NOV	16.0 0	0.0 0	0.0 0	0.0 0	0.0 0	0.0 0	0.0 0	0.0 0	0.0 0	0.0 0	0.0 0	0.0 0	0.0 0	0.0 0	16.0 0		
DEC	22.0 0	0.0 0	0.0 0	0.0 0	0.0 0	0.0 0	0.0 0	0.0 0	0.0 0	0.0 0	0.0 0	0.0 0	0.0 0	0.0 0	22.0 0		
YEAR	430.0 0	106.0 30	198.0 107	143.0 147	144.0 217	86.0 173	63.0 158	42.0 126	66.0 251	0.0 0	0.0 0	0.0 0	0.0 0	0.0 0	1278.0 1209		

STATISTICAL AREA : 17

	CATCH PER ANGLER DAY																					
	0.0		0.001 TO 0.350		0.351 TO 0.750		0.751 TO 1.250		1.251 TO 1.750		1.751 TO 2.250		2.251 TO 2.750		2.751 TO 3.250		3.251 TO 4.000		4.001 +		TOTAL	
	# OF ANGLER DAYS	# OF FISH	# OF ANGLER DAYS	# OF FISH	# OF ANGLER DAYS	# OF FISH	# OF ANGLER DAYS	# OF FISH	# OF ANGLER DAYS	# OF FISH	# OF ANGLER DAYS	# OF FISH	# OF ANGLER DAYS	# OF FISH	# OF ANGLER DAYS	# OF FISH	# OF ANGLER DAYS	# OF FISH	# OF ANGLER DAYS	# OF FISH	# OF ANGLER DAYS	
JAN	26.0 0	0	0.0 0	0	2.0 1	1	0.0 0	0	0.0 0	0	0.0 0	0	0.0 0	0	0.0 0	0	0.0 0	0	0.0 0	0	28.0 1	1
FEB	16.0 0	0	0.0 0	0	0.0 0	0	0.0 0	0	0.0 0	0	0.0 0	0	0.0 0	0	0.0 0	0	0.0 0	0	0.0 0	0	16.0 0	0
MAR	16.0 0	0	0.0 0	0	0.0 0	0	1.0 1	1	0.0 0	0	1.0 2	2	0.0 0	0	1.0 3	3	3.0 12	12	0.0 0	0	22.0 18	18
APR	22.0 0	0	0.0 0	0	7.0 4	4	12.0 12	12	5.0 8	8	4.0 8	8	2.0 5	5	5.0 15	15	16.0 62	62	0.0 0	0	73.0 114	114
MAY	68.0 0	0	3.0 1	1	13.0 7	7	25.0 24	24	17.0 24	24	10.0 20	20	0.0 0	0	9.0 27	27	16.0 61	61	0.0 0	0	161.0 164	164
JUN	79.0 0	0	11.0 3	3	27.0 15	15	16.0 16	16	5.0 8	8	5.0 10	10	2.0 5	5	6.0 18	18	4.0 16	16	0.0 0	0	155.0 91	91
JUL	163.0 0	0	3.0 1	1	31.0 18	18	13.0 13	13	6.0 9	9	3.0 6	6	0.0 0	0	0.0 0	0	0.0 0	0	0.0 0	0	219.0 47	47
AUG	183.0 0	0	3.0 1	1	32.0 17	17	23.0 23	23	6.0 9	9	3.0 6	6	0.0 0	0	0.0 0	0	0.0 0	0	0.0 0	0	250.0 56	56
SEP	74.0 0	0	3.0 1	1	30.0 17	17	14.0 14	14	0.0 0	0	6.0 12	12	0.0 0	0	1.0 3	3	0.0 0	0	0.0 0	0	128.0 47	47
OCT	90.0 0	0	4.0 1	1	17.0 9	9	19.0 19	19	4.0 6	6	6.0 12	12	2.0 5	5	0.0 0	0	2.0 7	7	0.0 0	0	144.0 59	59
NOV	36.0 0	0	0.0 0	0	0.0 0	0	0.0 0	0	0.0 0	0	0.0 0	0	0.0 0	0	0.0 0	0	0.0 0	0	0.0 0	0	36.0 0	0
DEC	29.0 0	0	0.0 0	0	0.0 0	0	3.0 3	3	0.0 0	0	1.0 2	2	0.0 0	0	0.0 0	0	0.0 0	0	0.0 0	0	33.0 5	5
YEAR	802.0 0	0	27.0 8	8	159.0 88	88	126.0 125	125	43.0 64	64	39.0 78	78	6.0 15	15	22.0 66	66	41.0 158	158	0.0 0	0	1265.0 602	602

* 1976 COHO ANGLER SUCCESS LEVEL *

STATISTICAL AREA : 18

	CATCH PER ANGLER DAY																				
	0.0		0.001 TO 0.350		0.351 TO 0.750		0.751 TO 1.250		1.251 TO 1.750		1.751 TO 2.250		2.251 TO 2.750		2.751 TO 3.250		3.251 TO 4.000		4.001 +		TOTAL
	# OF ANGLER DAYS	# OF FISH	# OF ANGLER DAYS	# OF FISH	# OF ANGLER DAYS	# OF FISH	# OF ANGLER DAYS	# OF FISH	# OF ANGLER DAYS	# OF FISH	# OF ANGLER DAYS	# OF FISH	# OF ANGLER DAYS	# OF FISH	# OF ANGLER DAYS	# OF FISH	# OF ANGLER DAYS	# OF FISH	# OF ANGLER DAYS	# OF FISH	# OF ANGLER DAYS
JAN	20.0 0	0.0 0	6.0 3	11.0 11	2.0 3	8.0 16	4.0 10	4.0 12	9.0 35	0.0 0	64.0 90										
FEB	32.0 0	0.0 0	9.0 5	9.0 9	2.0 3	6.0 12	3.0 8	0.0 0	2.0 8	0.0 0	63.0 45										
MAR	30.0 0	0.0 0	7.0 4	0.0 0	4.0 6	4.0 8	0.0 0	0.0 0	0.0 0	0.0 0	45.0 18										
APR	70.0 0	0.0 0	4.0 2	3.0 3	2.0 3	0.0 0	0.0 0	0.0 0	0.0 0	0.0 0	79.0 8										
MAY	82.0 0	6.0 2	4.0 2	1.0 1	0.0 0	0.0 0	0.0 0	0.0 0	0.0 0	0.0 0	93.0 5										
JUN	95.0 0	6.0 2	4.0 2	2.0 2	0.0 0	0.0 0	0.0 0	0.0 0	0.0 0	0.0 0	107.0 6										
JUL	100.0 0	0.0 0	16.0 8	11.0 11	0.0 0	1.0 2	2.0 5	0.0 0	0.0 0	0.0 0	130.0 26										
AUG	120.0 0	4.0 1	30.0 18	11.0 11	0.0 0	3.0 6	0.0 0	0.0 0	0.0 0	0.0 0	168.0 36										
SEP	96.0 0	13.0 4	14.0 7	5.0 5	2.0 3	2.0 4	0.0 0	0.0 0	0.0 0	0.0 0	132.0 23										
OCT	88.0 0	7.0 2	14.0 8	13.0 13	6.0 9	0.0 0	0.0 0	0.0 0	0.0 0	0.0 0	128.0 32										
NOV	73.0 0	0.0 0	4.0 2	5.0 5	2.0 3	3.0 6	0.0 0	3.0 9	1.0 4	0.0 0	91.0 29										
DEC	56.0 0	0.0 0	0.0 0	1.0 1	6.0 10	10.0 21	11.0 27	7.0 21	15.0 57	0.0 0	106.0 137										
YEAR	862.0 0	36.0 11	112.0 61	72.0 72	26.0 40	37.0 75	20.0 50	14.0 42	27.0 104	0.0 0	1206.0 455										

	CATCH PER ANGLER DAY																					
	0.0		0.001 TO 0.350		0.351 TO 0.750		0.751 TO 1.250		1.251 TO 1.750		1.751 TO 2.250		2.251 TO 2.750		2.751 TO 3.250		3.251 TO 4.000		4.001 +		TOTAL	
	# OF ANGLER DAYS	# OF FISH	# OF ANGLER DAYS	# OF FISH	# OF ANGLER DAYS	# OF FISH	# OF ANGLER DAYS	# OF FISH	# OF ANGLER DAYS	# OF FISH	# OF ANGLER DAYS	# OF FISH	# OF ANGLER DAYS	# OF FISH	# OF ANGLER DAYS	# OF FISH	# OF ANGLER DAYS	# OF FISH	# OF ANGLER DAYS	# OF FISH	# OF ANGLER DAYS	
JAN	41.0 0	0.0 0	0.0 0	8.0 8	2.0 3	4.0 8	0.0 0	0.0 0	0.0 0	0.0 0	0.0 0	0.0 0	0.0 0	0.0 0	0.0 0	55.0 19						
FEB	30.0 0	0.0 0	2.0 1	3.0 3	0.0 0	1.0 2	0.0 0	0.0 0	0.0 0	0.0 0	0.0 0	0.0 0	0.0 0	0.0 0	0.0 0	36.0 6						
MAR	9.0 0	0.0 0	0.0 0	0.0 0	0.0 0	0.0 0	0.0 0	0.0 0	0.0 0	0.0 0	0.0 0	0.0 0	0.0 0	0.0 0	0.0 0	9.0 0						
APR	30.0 0	0.0 0	0.0 0	0.0 0	0.0 0	0.0 0	0.0 0	0.0 0	0.0 0	0.0 0	0.0 0	0.0 0	0.0 0	0.0 0	0.0 0	30.0 0						
MAY	54.0 0	0.0 0	2.0 1	4.0 4	0.0 0	0.0 0	0.0 0	0.0 0	0.0 0	0.0 0	0.0 0	0.0 0	1.0 4	0.0 0	0.0 0	61.0 9						
JUN	62.0 0	0.0 0	0.0 0	0.0 0	0.0 0	0.0 0	0.0 0	0.0 0	0.0 0	0.0 0	0.0 0	0.0 0	0.0 0	0.0 0	0.0 0	62.0 0						
JUL	81.0 0	0.0 0	2.0 1	0.0 0	0.0 0	0.0 0	0.0 0	0.0 0	0.0 0	0.0 0	0.0 0	0.0 0	0.0 0	0.0 0	0.0 0	83.0 1						
AUG	72.0 0	12.0 3	0.0 0	5.0 5	4.0 6	0.0 0	2.0 5	0.0 0	0.0 0	0.0 0	0.0 0	0.0 0	0.0 0	0.0 0	0.0 0	95.0 19						
SEP	26.0 0	0.0 0	0.0 0	2.0 2	0.0 0	0.0 0	0.0 0	0.0 0	0.0 0	0.0 0	0.0 0	0.0 0	0.0 0	0.0 0	0.0 0	28.0 2						
OCT	18.0 0	3.0 1	6.0 4	9.0 9	0.0 0	3.0 6	0.0 0	1.0 3	2.0 8	0.0 0	0.0 0	0.0 0	0.0 0	0.0 0	0.0 0	42.0 31						
NOV	61.0 0	0.0 0	0.0 0	6.0 6	0.0 0	2.0 4	0.0 0	1.0 3	0.0 0	0.0 0	0.0 0	0.0 0	0.0 0	0.0 0	0.0 0	70.0 13						
DEC	87.0 0	0.0 0	2.0 1	0.0 0	0.0 0	0.0 0	0.0 0	0.0 0	0.0 0	0.0 0	0.0 0	0.0 0	0.0 0	0.0 0	0.0 0	89.0 1						
YEAR	571.0 0	15.0 4	14.0 8	37.0 37	6.0 9	10.0 20	2.0 5	2.0 6	3.0 12	0.0 0	0.0 0	0.0 0	0.0 0	0.0 0	0.0 0	660.0 101						

* 1976 COHO ANGLER SUCCESS LEVEL *

STATISTICAL AREA : 20

	CATCH PER ANGLER DAY																							
	0.0		0.001 TO 0.350		0.351 TO 0.750		0.751 TO 1.250		1.251 TO 1.750		1.751 TO 2.250		2.251 TO 2.750		2.751 TO 3.250		3.251 TO 4.000		4.001 +		TOTAL			
	# OF ANGLER DAYS	# OF FISH	# OF ANGLER DAYS	# OF FISH	# OF ANGLER DAYS	# OF FISH	# OF ANGLER DAYS	# OF FISH	# OF ANGLER DAYS	# OF FISH	# OF ANGLER DAYS	# OF FISH	# OF ANGLER DAYS	# OF FISH	# OF ANGLER DAYS	# OF FISH	# OF ANGLER DAYS	# OF FISH	# OF ANGLER DAYS	# OF FISH	# OF ANGLER DAYS	# OF FISH		
JAN	2.0	0	0.0	0	0.0	0	0.0	0	0.0	0	0.0	0	0.0	0	0.0	0	0.0	0	0.0	0	0.0	0	2.0	0
FEB	0.0	0	0.0	0	0.0	0	0.0	0	0.0	0	0.0	0	0.0	0	0.0	0	0.0	0	0.0	0	0.0	0	0.0	0
MAR	2.0	0	0.0	0	0.0	0	0.0	0	0.0	0	0.0	0	0.0	0	0.0	0	0.0	0	0.0	0	0.0	0	2.0	0
APR	2.0	0	0.0	0	0.0	0	0.0	0	0.0	0	0.0	0	0.0	0	0.0	0	0.0	0	0.0	0	0.0	0	2.0	0
MAY	2.0	0	0.0	0	0.0	0	0.0	0	0.0	0	0.0	0	0.0	0	0.0	0	0.0	0	0.0	0	0.0	0	2.0	0
JUN	7.0	0	0.0	0	4.0	2	0.0	0	0.0	0	0.0	0	0.0	0	0.0	0	0.0	0	0.0	0	0.0	0	11.0	2
JUL	4.0	0	0.0	0	8.0	4	0.0	0	2.0	3	1.0	2	0.0	0	0.0	0	0.0	0	0.0	0	0.0	0	15.0	9
AUG	0.0	0	0.0	0	0.0	0	5.0	5	0.0	0	0.0	0	0.0	0	0.0	0	0.0	0	0.0	0	0.0	0	5.0	5
SEP	3.0	0	0.0	0	4.0	2	0.0	0	0.0	0	0.0	0	2.0	5	0.0	0	0.0	0	0.0	0	0.0	0	9.0	7
OCT	3.0	0	0.0	0	2.0	1	0.0	0	0.0	0	0.0	0	0.0	0	1.0	3	1.0	4	0.0	0	0.0	0	7.0	8
NOV	0.0	0	0.0	0	0.0	0	0.0	0	0.0	0	0.0	0	0.0	0	0.0	0	0.0	0	0.0	0	0.0	0	0.0	0
DEC	0.0	0	0.0	0	0.0	0	0.0	0	0.0	0	0.0	0	0.0	0	0.0	0	0.0	0	0.0	0	0.0	0	0.0	0
YEAR	25.0	0	0.0	0	18.0	9	5.0	5	2.0	3	1.0	2	2.0	5	1.0	3	1.0	4	0.0	0	0.0	0	55.0	31

	CATCH PER ANGLER DAY											
	0.0	0.001 TO 0.350	0.351 TO 0.750	0.751 TO 1.250	1.251 TO 1.750	1.751 TO 2.250	2.251 TO 2.750	2.751 TO 3.250	3.251 TO 4.000	4.001 +	TOTAL	
	# OF ANGLER DAYS	# OF ANGLER DAYS	# OF ANGLER DAYS	# OF ANGLER DAYS	# OF ANGLER DAYS	# OF ANGLER DAYS	# OF ANGLER DAYS	# OF ANGLER DAYS	# OF ANGLER DAYS	# OF ANGLER DAYS	# OF ANGLER DAYS	# OF ANGLER DAYS
	# OF FISH	# OF FISH	# OF FISH	# OF FISH	# OF FISH	# OF FISH	# OF FISH	# OF FISH	# OF FISH	# OF FISH	# OF FISH	# OF FISH
JAN	11.0 0	0.0 0	0.0 0	0.0 0	0.0 0	0.0 0	0.0 0	0.0 0	0.0 0	0.0 0	11.0 0	
FEB	4.0 0	0.0 0	0.0 0	0.0 0	0.0 0	0.0 0	0.0 0	0.0 0	0.0 0	0.0 0	4.0 0	
MAR	9.0 0	0.0 0	0.0 0	0.0 0	0.0 0	0.0 0	0.0 0	0.0 0	0.0 0	0.0 0	9.0 0	
APR	21.0 0	0.0 0	0.0 0	1.0 1	0.0 0	0.0 0	0.0 0	0.0 0	0.0 0	0.0 0	22.0 1	
MAY	50.0 0	0.0 0	4.0 2	0.0 0	2.0 3	1.0 2	0.0 0	0.0 0	0.0 0	0.0 0	57.0 7	
JUN	61.0 0	0.0 0	6.0 3	3.0 3	0.0 0	0.0 0	0.0 0	0.0 0	0.0 0	0.0 0	70.0 6	
JUL	53.0 0	3.0 1	6.0 3	9.0 9	0.0 0	3.0 6	0.0 0	0.0 0	0.0 0	0.0 0	74.0 19	
AUG	54.0 0	0.0 0	14.0 7	14.0 14	0.0 0	2.0 4	0.0 0	0.0 0	3.0 12	0.0 0	87.0 37	
SEP	26.0 0	3.0 1	2.0 1	9.0 9	0.0 0	0.0 0	0.0 0	0.0 0	0.0 0	0.0 0	40.0 11	
OCT	16.0 0	0.0 0	0.0 0	0.0 0	0.0 0	0.0 0	0.0 0	2.0 6	0.0 0	0.0 0	18.0 6	
NOV	25.0 0	0.0 0	0.0 0	0.0 0	0.0 0	0.0 0	0.0 0	0.0 0	0.0 0	0.0 0	25.0 0	
DEC	42.0 0	0.0 0	2.0 1	0.0 0	0.0 0	0.0 0	0.0 0	0.0 0	0.0 0	0.0 0	44.0 1	
YEAR	372.0 0	6.0 2	34.0 17	36.0 36	2.0 3	6.0 12	0.0 0	2.0 6	3.0 12	0.0 0	461.0 88	

* 1976 COHO ANGLER SUCCESS LEVEL *

STATISTICAL AREA : 29

	CATCH PER ANGLER DAY														TOTAL			
	0.0	0.001 TO 0.350	0.351 TO 0.750	0.751 TO 1.250	1.251 TO 1.750	1.751 TO 2.250	2.251 TO 2.750	2.751 TO 3.250	3.251 TO 4.000	4.001 +								
	# OF ANGLER DAYS	# OF FISH	# OF ANGLER DAYS	# OF FISH	# OF ANGLER DAYS	# OF FISH	# OF ANGLER DAYS	# OF FISH	# OF ANGLER DAYS	# OF FISH	# OF ANGLER DAYS	# OF FISH	# OF ANGLER DAYS	# OF FISH	# OF ANGLER DAYS	# OF FISH	# OF ANGLER DAYS	# OF FISH
JAN	21.0 0	0.0 0	0.0 0	0.0 0	0.0 0	0.0 0	0.0 0	0.0 0	0.0 0	0.0 0	0.0 0	0.0 0	0.0 0	0.0 0	0.0 0	0.0 0	21.0 0	
FEB	32.0 0	0.0 0	0.0 0	0.0 0	0.0 0	0.0 0	0.0 0	0.0 0	0.0 0	0.0 0	0.0 0	0.0 0	0.0 0	0.0 0	0.0 0	0.0 0	32.0 0	
MAR	17.0 0	0.0 0	0.0 0	0.0 0	0.0 0	0.0 0	0.0 0	0.0 0	0.0 0	0.0 0	0.0 0	0.0 0	0.0 0	0.0 0	0.0 0	0.0 0	17.0 0	
APR	32.0 0	0.0 0	0.0 0	0.0 0	0.0 0	0.0 0	0.0 0	0.0 0	0.0 0	0.0 0	1.0 4	0.0 0	0.0 0	0.0 0	0.0 0	0.0 0	33.0 4	
MAY	16.0 0	0.0 0	0.0 0	0.0 0	0.0 0	0.0 0	0.0 0	0.0 0	0.0 0	1.0 3	0.0 0	0.0 0	0.0 0	0.0 0	0.0 0	0.0 0	17.0 3	
JUN	24.0 0	0.0 0	0.0 0	1.0 1	0.0 0	0.0 0	0.0 0	0.0 0	0.0 0	0.0 0	0.0 0	0.0 0	0.0 0	0.0 0	0.0 0	0.0 0	25.0 1	
JUL	46.0 0	3.0 1	4.0 2	3.0 3	3.0 5	0.0 0	0.0 0	0.0 0	0.0 0	0.0 0	0.0 0	0.0 0	0.0 0	0.0 0	0.0 0	0.0 0	59.0 11	
AUG	18.0 0	3.0 1	10.0 5	2.0 2	0.0 0	1.0 2	0.0 0	0.0 0	0.0 0	0.0 0	0.0 0	0.0 0	0.0 0	0.0 0	0.0 0	0.0 0	34.0 10	
SEP	18.0 0	0.0 0	2.0 1	6.0 6	0.0 0	0.0 0	0.0 0	0.0 0	0.0 0	0.0 0	0.0 0	0.0 0	0.0 0	0.0 0	0.0 0	0.0 0	26.0 7	
OCT	22.0 0	0.0 0	4.0 2	2.0 2	0.0 0	0.0 0	3.0 8	0.0 0	0.0 0	0.0 0	0.0 0	0.0 0	0.0 0	0.0 0	0.0 0	0.0 0	31.0 12	
NOV	46.0 0	0.0 0	0.0 0	1.0 1	0.0 0	0.0 0	0.0 0	0.0 0	0.0 0	0.0 0	0.0 0	0.0 0	0.0 0	0.0 0	0.0 0	0.0 0	47.0 1	
DEC	55.0 0	0.0 0	0.0 0	0.0 0	0.0 0	0.0 0	0.0 0	0.0 0	0.0 0	0.0 0	0.0 0	0.0 0	0.0 0	0.0 0	0.0 0	0.0 0	55.0 0	
YEAR	347.0 0	6.0 2	20.0 10	15.0 15	3.0 5	1.0 2	3.0 8	1.0 3	1.0 4	0.0 0	0.0 0	0.0 0	0.0 0	0.0 0	0.0 0	0.0 0	397.0 49	

	CATCH PER ANGLER OAY																					
	0.0		0.001 TO 0.350		0.351 TO 0.750		0.751 TO 1.250		1.251 TO 1.750		1.751 TO 2.250		2.251 TO 2.750		2.751 TO 3.250		3.251 TO 4.000		4.001 +		TOTAL	
	# OF ANGLER OAYS	# OF FISH	# OF ANGLER OAYS	# OF FISH	# OF ANGLER OAYS	# OF FISH	# OF ANGLER OAYS	# OF FISH	# OF ANGLER OAYS	# OF FISH	# OF ANGLER OAYS	# OF FISH	# OF ANGLER OAYS	# OF FISH	# OF ANGLER OAYS	# OF FISH	# OF ANGLER OAYS	# OF FISH	# OF ANGLER OAYS	# OF FISH	# OF ANGLER OAYS	# OF FISH
JAN	29.0 0	0	0.0 0	0	0.0 0	0	0.0 0	0	0.0 0	0	0.0 0	0	0.0 0	0	0.0 0	0	0.0 0	0	0.0 0	0	29.0 0	0
FEB	14.0 0	0	0.0 0	0	0.0 0	0	0.0 0	0	0.0 0	0	0.0 0	0	0.0 0	0	0.0 0	0	0.0 0	0	0.0 0	0	14.0 0	0
MAR	27.0 0	0	0.0 0	0	0.0 0	0	6.0 10	2.0 4	0.0 0	0.0 0	0.0 0	0.0 0	0.0 0	0.0 0	0.0 0	0.0 0	0.0 0	0.0 0	0.0 0	0.0 0	35.0 14	0
APR	21.0 0	3.0 1	5.0 3	11.0 11	7.0 10	4.0 8	3.0 8	5.0 15	27.0 107	2.0 12	88.0 175	0	0	0	0	0	0	0	0	0	0	0
MAY	76.0 0	13.0 4	39.0 21	29.0 29	14.0 21	17.0 34	12.0 29	11.0 34	32.0 126	0.0 0	243.0 298	0	0	0	0	0	0	0	0	0	0	0
JUN	176.0 0	11.0 3	95.0 53	51.0 52	45.0 67	32.0 64	16.0 40	33.0 99	61.0 235	4.0 18	524.0 631	0	0	0	0	0	0	0	0	0	0	0
JUL	199.0 0	41.0 12	124.0 66	85.0 86	60.0 90	57.0 115	45.0 113	41.0 123	24.0 90	0.0 0	676.0 695	0	0	0	0	0	0	0	0	0	0	0
AUG	248.0 0	34.0 10	119.0 63	117.0 117	53.0 80	19.0 38	22.0 55	16.0 48	24.0 87	4.0 19	656.0 517	0	0	0	0	0	0	0	0	0	0	0
SEP	74.0 0	6.0 2	52.0 28	32.0 32	15.0 23	19.0 38	4.0 10	2.0 6	6.0 23	0.0 0	210.0 162	0	0	0	0	0	0	0	0	0	0	0
OCT	33.0 0	8.0 2	19.0 10	7.0 7	2.0 3	0.0 0	0.0 0	2.0 6	0.0 0	0.0 0	71.0 28	0	0	0	0	0	0	0	0	0	0	0
NOV	33.0 0	3.0 1	0.0 0	1.0 1	0.0 0	0.0 0	0.0 0	0.0 0	0.0 0	0.0 0	37.0 2	0	0	0	0	0	0	0	0	0	0	0
DEC	53.0 0	0.0 0	0.0 0	0.0 0	0.0 0	0.0 0	0.0 0	0.0 0	0.0 0	0.0 0	53.0 0	0	0	0	0	0	0	0	0	0	0	0
YEAR	983.0 0	119.0 35	453.0 244	333.0 335	202.0 304	150.0 301	102.0 255	110.0 331	174.0 668	10.0 49	2636.0 2522	0	0	0	0	0	0	0	0	0	0	0

* 1976 COHO ANGLER SUCCESS LEVEL *

STATISTICAL AREA : 15 & 16

	CATCH PER ANGLER DAY												
	0.0	0.001 TO 0.350	0.351 TO 0.750	0.751 TO 1.250	1.251 TO 1.750	1.751 TO 2.250	2.251 TO 2.750	2.751 TO 3.250	3.251 TO 4.000	4.001 +	TOTAL		
	# OF ANGLER DAYS	# OF ANGLER DAYS	# OF ANGLER DAYS	# OF ANGLER DAYS	# OF ANGLER DAYS	# OF ANGLER DAYS	# OF ANGLER DAYS	# OF ANGLER DAYS	# OF ANGLER DAYS	# OF ANGLER DAYS	# OF ANGLER DAYS	# OF ANGLER DAYS	# OF ANGLER DAYS
JAN	29.0 0	0.0 0	0.0 0	0.0 0	0.0 0	0.0 0	0.0 0	0.0 0	0.0 0	0.0 0	0.0 0	29.0 0	
FEB	16.0 0	0.0 0	0.0 0	0.0 0	0.0 0	0.0 0	0.0 0	0.0 0	0.0 0	0.0 0	0.0 0	16.0 0	
MAR	19.0 0	0.0 0	0.0 0	0.0 0	0.0 0	0.0 0	0.0 0	0.0 0	0.0 0	0.0 0	0.0 0	19.0 0	
APR	47.0 0	4.0 1	4.0 2	10.0 10	12.0 18	2.0 4	6.0 15	2.0 6	10.0 40	0.0 0	0.0 0	97.0 96	
MAY	71.0 0	6.0 2	8.0 4	7.0 7	11.0 17	9.0 18	5.0 12	4.0 12	8.0 32	0.0 0	0.0 0	129.0 104	
JUN	39.0 0	6.0 2	38.0 22	20.0 20	16.0 25	20.0 40	10.0 25	6.0 18	17.0 67	0.0 0	0.0 0	172.0 219	
JUL	87.0 0	54.0 14	46.0 24	40.0 41	37.0 57	21.0 42	11.0 28	6.0 18	22.0 81	0.0 0	0.0 0	324.0 305	
AUG	65.0 0	35.0 10	71.0 38	57.0 60	41.0 60	30.0 61	31.0 78	15.0 45	13.0 46	0.0 0	0.0 0	358.0 398	
SEP	35.0 0	6.0 2	32.0 17	23.0 23	22.0 33	6.0 12	13.0 33	10.0 30	11.0 44	0.0 0	0.0 0	158.0 194	
OCT	15.0 0	0.0 0	12.0 7	2.0 2	11.0 16	0.0 0	0.0 0	1.0 3	0.0 0	0.0 0	0.0 0	41.0 28	
NOV	16.0 0	0.0 0	0.0 0	0.0 0	0.0 0	0.0 0	0.0 0	0.0 0	0.0 0	0.0 0	0.0 0	16.0 0	
DEC	22.0 0	0.0 0	0.0 0	0.0 0	0.0 0	0.0 0	0.0 0	0.0 0	0.0 0	0.0 0	0.0 0	22.0 0	
YEAR	461.0 0	111.0 31	211.0 114	159.0 163	150.0 226	88.0 177	76.0 191	44.0 132	81.0 310	0.0 0	0.0 0	1381.0 1344	

	CATCH PER ANGLER DAY																					
	0.0		0.001 TO 0.350		0.351 TO 0.750		0.751 TO 1.250		1.251 TO 1.750		1.751 TO 2.250		2.251 TO 2.750		2.751 TO 3.250		3.251 TO 4.000		4.001 +		TOTAL	
	# OF ANGLER DAYS	# OF FISH	# OF ANGLER DAYS	# OF FISH	# OF ANGLER DAYS	# OF FISH	# OF ANGLER DAYS	# OF FISH	# OF ANGLER DAYS	# OF FISH	# OF ANGLER DAYS	# OF FISH	# OF ANGLER DAYS	# OF FISH	# OF ANGLER DAYS	# OF FISH	# OF ANGLER DAYS	# OF FISH	# OF ANGLER DAYS	# OF FISH	# OF ANGLER DAYS	# OF FISH
JAN	41.0 0	0.0 0	0.0 0	8.0 8	2.0 3	4.0 8	0.0 0	0.0 0	0.0 0	0.0 0	0.0 0	0.0 0	0.0 0	0.0 0	0.0 0	0.0 0	0.0 0	55.0 19				
FEB	30.0 0	0.0 0	2.0 1	3.0 3	0.0 0	1.0 2	0.0 0	0.0 0	0.0 0	0.0 0	0.0 0	0.0 0	0.0 0	0.0 0	0.0 0	0.0 0	0.0 0	36.0 6				
MAR	9.0 0	0.0 0	0.0 0	0.0 0	0.0 0	0.0 0	0.0 0	0.0 0	0.0 0	0.0 0	0.0 0	0.0 0	0.0 0	0.0 0	0.0 0	0.0 0	0.0 0	9.0 0				
APR	30.0 0	0.0 0	0.0 0	0.0 0	0.0 0	0.0 0	0.0 0	0.0 0	0.0 0	0.0 0	0.0 0	0.0 0	0.0 0	0.0 0	0.0 0	0.0 0	0.0 0	30.0 0				
MAY	54.0 0	0.0 0	2.0 1	4.0 4	0.0 0	0.0 0	0.0 0	0.0 0	0.0 0	0.0 0	0.0 0	0.0 0	0.0 0	1.0 4	0.0 0	0.0 0	0.0 0	61.0 9				
JUN	62.0 0	0.0 0	0.0 0	0.0 0	0.0 0	0.0 0	0.0 0	0.0 0	0.0 0	0.0 0	0.0 0	0.0 0	0.0 0	0.0 0	0.0 0	0.0 0	0.0 0	62.0 0				
JUL	81.0 0	0.0 0	2.0 1	0.0 0	0.0 0	0.0 0	0.0 0	0.0 0	0.0 0	0.0 0	0.0 0	0.0 0	0.0 0	0.0 0	0.0 0	0.0 0	0.0 0	83.0 1				
AUG	72.0 0	12.0 3	0.0 0	5.0 5	4.0 6	0.0 0	2.0 5	0.0 0	0.0 0	0.0 0	0.0 0	0.0 0	0.0 0	0.0 0	0.0 0	0.0 0	0.0 0	95.0 19				
SEP	26.0 0	0.0 0	0.0 0	2.0 2	0.0 0	0.0 0	0.0 0	0.0 0	0.0 0	0.0 0	0.0 0	0.0 0	0.0 0	0.0 0	0.0 0	0.0 0	0.0 0	28.0 2				
OCT	18.0 0	3.0 1	6.0 4	9.0 9	0.0 0	3.0 6	0.0 0	1.0 3	2.0 8	0.0 0	0.0 0	0.0 0	0.0 0	0.0 0	0.0 0	0.0 0	0.0 0	42.0 31				
NOV	61.0 0	0.0 0	0.0 0	6.0 6	0.0 0	2.0 4	0.0 0	1.0 3	0.0 0	0.0 0	0.0 0	0.0 0	0.0 0	0.0 0	0.0 0	0.0 0	0.0 0	70.0 13				
DEC	87.0 0	0.0 0	2.0 1	0.0 0	0.0 0	0.0 0	0.0 0	0.0 0	0.0 0	0.0 0	0.0 0	0.0 0	0.0 0	0.0 0	0.0 0	0.0 0	0.0 0	89.0 1				
YEAR	571.0 0	15.0 4	14.0 8	37.0 37	6.0 9	10.0 20	2.0 5	2.0 6	3.0 12	0.0 0	0.0 0	0.0 0	0.0 0	0.0 0	0.0 0	0.0 0	0.0 0	660.0 101				

* 1976 CONO ANGLER SUCCESS LEVEL *

STATISTICAL AREA : 28 & 29

	CATCH PER ANGLER DAY																					
	0.0		0.001 TO 0.350		0.351 TO 0.750		0.751 TO 1.250		1.251 TO 1.750		1.751 TO 2.250		2.251 TO 2.750		2.751 TO 3.250		3.251 TO 4.000		4.001 +		TOTAL	
	# OF ANGLER DAYS	# OF FISH	# OF ANGLER DAYS	# OF FISH	# OF ANGLER DAYS	# OF FISH	# OF ANGLER DAYS	# OF FISH	# OF ANGLER DAYS	# OF FISH	# OF ANGLER DAYS	# OF FISH	# OF ANGLER DAYS	# OF FISH	# OF ANGLER DAYS	# OF FISH	# OF ANGLER DAYS	# OF ANGLER DAYS	# OF FISH	# OF ANGLER DAYS	# OF FISH	
JAN	34.0	0	0.0	0	0.0	0	0.0	0	0.0	0	0.0	0	0.0	0	0.0	0	0.0	0	0.0	0	34.0	0
FEB	36.0	0	0.0	0	0.0	0	0.0	0	0.0	0	0.0	0	0.0	0	0.0	0	0.0	0	0.0	0	36.0	0
MAR	28.0	0	0.0	0	0.0	0	0.0	0	0.0	0	0.0	0	0.0	0	0.0	0	0.0	0	0.0	0	28.0	0
APR	55.0	0	0.0	0	0.0	1	0.0	1	0.0	0	0.0	0	0.0	0	0.0	4	1.0	0	0.0	0	57.0	5
MAY	68.0	0	0.0	0	4.0	2	0.0	2	2.0	3	1.0	2	0.0	0	1.0	3	0.0	0	0.0	0	76.0	10
JUN	92.0	0	0.0	0	10.0	5	4.0	4	0.0	0	0.0	0	0.0	0	0.0	0	0.0	0	0.0	0	106.0	9
JUL	103.0	0	6.0	2	18.0	9	12.0	12	5.0	8	4.0	8	0.0	0	0.0	0	0.0	0	0.0	0	148.0	39
AUG	72.0	0	3.0	1	24.0	12	21.0	21	0.0	0	3.0	6	0.0	0	0.0	0	3.0	12	0.0	0	126.0	52
SEP	47.0	0	3.0	1	8.0	4	15.0	15	0.0	0	0.0	0	2.0	5	0.0	0	0.0	0	0.0	0	75.0	25
OCT	41.0	0	0.0	0	6.0	3	2.0	2	0.0	0	0.0	0	3.0	8	3.0	9	1.0	4	0.0	0	56.0	26
NOV	71.0	0	0.0	0	0.0	0	1.0	1	0.0	0	0.0	0	0.0	0	0.0	0	0.0	0	0.0	0	72.0	1
DEC	97.0	0	0.0	0	2.0	1	0.0	0	0.0	0	0.0	0	0.0	0	0.0	0	0.0	0	0.0	0	99.0	1
YEAR	744.0	0	12.0	4	72.0	36	56.0	56	7.0	11	8.0	16	5.0	13	4.0	12	5.0	20	0.0	0	913.0	168

STATISTICAL AREA : ALL

	CATCH PER ANGLER DAY																					
	0.0		0.001 TO 0.350		0.351 TO 0.750		0.751 TO 1.250		1.251 TO 1.750		1.751 TO 2.250		2.251 TO 2.750		2.751 TO 3.250		3.251 TO 4.000		4.001 +		TOTAL	
	# OF ANGLER DAYS	# OF FISH	# OF ANGLER DAYS	# OF FISH	# OF ANGLER DAYS	# OF FISH	# OF ANGLER DAYS	# OF FISH	# OF ANGLER DAYS	# OF FISH	# OF ANGLER DAYS	# OF FISH	# OF ANGLER DAYS	# OF FISH	# OF ANGLER DAYS	# OF FISH	# OF ANGLER DAYS	# OF FISH	# OF ANGLER DAYS	# OF FISH	# OF ANGLER DAYS	
JAN	179.0	0	0.0	0	8.0	4	19.0	19	4.0	6	12.0	24	4.0	10	4.0	12	9.0	35	0.0	0	239.0	110
FEB	144.0	0	0.0	0	11.0	6	12.0	12	2.0	3	7.0	14	3.0	8	0.0	0	2.0	8	0.0	0	181.0	51
MAR	129.0	0	0.0	0	7.0	4	1.0	1	10.0	16	7.0	14	0.0	0	1.0	3	3.0	12	0.0	0	158.0	50
APR	245.0	0	7.0	2	20.0	11	37.0	37	26.0	39	10.0	20	11.0	28	12.0	36	54.0	213	2.0	12	424.0	398
MAY	419.0	0	28.0	9	70.0	37	66.0	65	44.0	65	37.0	74	17.0	41	25.0	76	57.0	223	0.0	0	763.0	590
JUN	543.0	0	34.0	10	174.0	97	93.0	94	66.0	100	57.0	114	28.0	70	45.0	135	82.0	318	4.0	18	1126.0	956
JUL	733.0	0	104.0	29	237.0	126	161.0	163	108.0	164	86.0	173	58.0	146	47.0	141	46.0	171	0.0	0	1580.0	1113
AUG	760.0	0	91.0	26	276.0	148	234.0	237	104.0	155	58.0	117	55.0	138	31.0	93	40.0	145	4.0	19	1653.0	1078
SEP	352.0	0	31.0	10	136.0	73	91.0	91	39.0	59	33.0	66	19.0	48	13.0	39	17.0	67	0.0	0	731.0	453
OCT	285.0	0	22.0	6	74.0	41	52.0	52	23.0	34	9.0	18	5.0	13	7.0	21	5.0	19	0.0	0	482.0	204
NOV	290.0	0	3.0	1	4.0	2	13.0	13	2.0	3	5.0	10	0.0	0	4.0	12	1.0	4	0.0	0	322.0	45
DEC	344.0	0	0.0	0	4.0	2	4.0	4	6.0	10	11.0	23	11.0	27	7.0	21	15.0	57	0.0	0	402.0	144
YEAR	4423.0	0	320.0	93	1021.0	551	783.0	788	434.0	654	332.0	667	211.0	529	196.0	589	331.0	1272	10.0	49	8061.0	5192

* 1976 CHINOOK ANGLER SUCCESS LEVEL *

STATISTICAL AREA : 13

	CATCH PER ANGLER DAY												
	0.0	0.001 TO 0.350	0.351 TO 0.750	0.751 TO 1.250	1.251 TO 1.750	1.751 TO 2.250	2.251 TO 2.750	2.751 TO 3.250	3.251 TO 4.000	4.001 +	TOTAL		
	# OF ANGLER DAYS	# OF ANGLER DAYS	# OF ANGLER DAYS	# OF ANGLER DAYS	# OF ANGLER DAYS	# OF ANGLER DAYS	# OF ANGLER DAYS	# OF ANGLER DAYS	# OF ANGLER DAYS	# OF ANGLER DAYS	# OF ANGLER DAYS	# OF ANGLER DAYS	# OF ANGLER DAYS
JAN	0.0 0	6.0 2	6.0 4	3.0 3	3.0 5	0.0 0	0.0 0	4.0 13	0.0 0	0.0 0	22.0 27		
FEB	0.0 0	6.0 2	0.0 0	5.0 5	3.0 5	0.0 0	0.0 0	0.0 0	0.0 0	0.0 0	14.0 12		
MAR	11.0 0	15.0 5	5.0 3	0.0 0	0.0 0	0.0 0	0.0 0	0.0 0	0.0 0	0.0 0	31.0 8		
APR	32.0 0	3.0 1	4.0 2	0.0 0	0.0 0	0.0 0	0.0 0	0.0 0	0.0 0	0.0 0	39.0 3		
MAY	88.0 0	12.0 4	10.0 6	10.0 10	2.0 3	0.0 0	3.0 7	0.0 0	7.0 27	0.0 0	132.0 57		
JUN	172.0 0	3.0 1	45.0 23	39.0 39	10.0 15	12.0 24	3.0 8	1.0 3	2.0 7	0.0 0	287.0 120		
JUL	165.0 0	29.0 9	63.0 35	50.0 49	41.0 61	14.0 28	14.0 35	5.0 15	0.0 0	0.0 0	381.0 232		
AUG	194.0 0	42.0 13	49.0 26	33.0 33	28.0 42	10.0 20	10.0 25	8.0 24	4.0 16	0.0 0	378.0 199		
SEP	22.0 0	0.0 0	33.0 17	22.0 22	10.0 15	5.0 10	0.0 0	0.0 0	0.0 0	2.0 9	94.0 73		
OCT	6.0 0	0.0 0	6.0 3	4.0 4	2.0 3	0.0 0	0.0 0	0.0 0	0.0 0	0.0 0	18.0 10		
NOV	0.0 0	0.0 0	2.0 1	2.0 2	0.0 0	0.0 0	0.0 0	0.0 0	0.0 0	0.0 0	4.0 3		
DEC	2.0 0	0.0 0	2.0 1	0.0 0	0.0 0	0.0 0	0.0 0	0.0 0	0.0 0	0.0 0	4.0 1		
YEAR	692.0 0	116.0 37	225.0 121	168.0 167	99.0 149	41.0 82	30.0 75	18.0 55	13.0 50	2.0 9	1404.0 745		

* 1976 CHINOOK ANGLER SUCCESS LEVEL *

STATISTICAL AREA : 14

	CATCH PER ANGLER DAY																					
	0.0		0.001 TO 0.350		0.351 TO 0.750		0.751 TO 1.250		1.251 TO 1.750		1.751 TO 2.250		2.251 TO 2.750		2.751 TO 3.250		3.251 TO 4.000		4.001 +		TOTAL	
	# OF ANGLER DAYS	# OF FISH	# OF ANGLER DAYS	# OF FISH	# OF ANGLER DAYS	# OF FISH	# OF ANGLER DAYS	# OF FISH	# OF ANGLER DAYS	# OF FISH	# OF ANGLER DAYS	# OF FISH	# OF ANGLER DAYS	# OF FISH	# OF ANGLER DAYS	# OF FISH	# OF ANGLER DAYS	# OF FISH	# OF ANGLER DAYS	# OF FISH	# OF ANGLER DAYS	
JAN	1.0 0	0	0.0 0	0	0.0 0	0	4.0 4	4	0.0 0	0	0.0 0	0	0.0 0	0	0.0 0	0	2.0 7	7	0.0 0	0	7.0 11	11
FEB	0.0 0	0	0.0 0	0	0.0 0	0	0.0 0	0	0.0 0	0	0.0 0	0	0.0 0	0	0.0 0	0	0.0 0	0	0.0 0	0	0.0 0	0
MAR	1.0 0	0	0.0 0	0	3.0 2	2	0.0 0	0	0.0 0	0	0.0 0	0	0.0 0	0	0.0 0	0	0.0 0	0	0.0 0	0	4.0 2	2
APR	33.0 0	0	0.0 0	0	2.0 1	1	6.0 6	6	2.0 3	3	2.0 4	4	2.0 5	5	1.0 3	3	1.0 4	4	0.0 0	0	49.0 26	26
MAY	85.0 0	0	3.0 1	1	14.0 7	7	3.0 3	3	4.0 6	6	2.0 4	4	0.0 0	0	0.0 0	0	0.0 0	0	0.0 0	0	111.0 21	21
JUN	155.0 0	0	20.0 6	6	22.0 11	11	21.0 21	21	5.0 7	7	12.0 24	24	2.0 5	5	0.0 0	0	0.0 0	0	0.0 0	0	237.0 74	74
JUL	131.0 0	0	35.0 10	10	56.0 32	32	37.0 37	37	15.0 22	22	10.0 20	20	6.0 15	15	4.0 12	12	1.0 4	4	0.0 0	0	295.0 152	152
AUG	121.0 0	0	13.0 4	4	48.0 26	26	46.0 46	46	14.0 21	21	15.0 30	30	12.0 30	30	4.0 12	12	5.0 18	18	0.0 0	0	278.0 187	187
SEP	54.0 0	0	12.0 4	4	20.0 11	11	5.0 5	5	7.0 11	11	6.0 12	12	6.0 15	15	1.0 3	3	5.0 19	19	0.0 0	0	116.0 80	80
OCT	19.0 0	0	16.0 5	5	2.0 1	1	8.0 9	9	5.0 8	8	0.0 0	0	0.0 0	0	0.0 0	0	3.0 12	12	0.0 0	0	53.0 35	35
NOV	4.0 0	0	0.0 0	0	4.0 2	2	9.0 10	10	13.0 19	19	1.0 2	2	0.0 0	0	2.0 6	6	0.0 0	0	0.0 0	0	33.0 39	39
DEC	9.0 0	0	3.0 1	1	4.0 2	2	12.0 12	12	4.0 6	6	2.0 4	4	0.0 0	0	5.0 15	15	10.0 37	37	0.0 0	0	49.0 77	77
YEAR	613.0 0	0	102.0 31	31	175.0 95	95	151.0 153	153	69.0 103	103	50.0 100	100	28.0 70	70	17.0 51	51	27.0 101	101	0.0 0	0	1232.0 704	704

* 1976 CHINOOK ANGLER SUCCESS LEVEL *

STATISTICAL AREA : 15

	CATCH PER ANGLER DAY											
	0.0	0.001 TO 0.350	0.351 TO 0.750	0.751 TO 1.250	1.251 TO 1.750	1.751 TO 2.250	2.251 TO 2.750	2.751 TO 3.250	3.251 TO 4.000	4.001 +	TOTAL	
	# OF ANGLER DAYS	# OF ANGLER DAYS	# OF ANGLER DAYS	# OF ANGLER DAYS	# OF ANGLER DAYS	# OF ANGLER DAYS	# OF ANGLER DAYS	# OF ANGLER DAYS	# OF ANGLER DAYS	# OF ANGLER DAYS	# OF ANGLER DAYS	# OF ANGLER DAYS
JAN	0.0 0	0.0 0	0.0 0	0.0 0	0.0 0	0.0 0	0.0 0	0.0 0	0.0 0	0.0 0	0.0 0	0.0 0
FEB	0.0 0	0.0 0	0.0 0	0.0 0	0.0 0	0.0 0	0.0 0	0.0 0	0.0 0	0.0 0	0.0 0	0.0 0
MAR	0.0 0	0.0 0	0.0 0	0.0 0	0.0 0	0.0 0	0.0 0	0.0 0	0.0 0	0.0 0	0.0 0	0.0 0
APR	2.0 0	4.0 1	0.0 0	0.0 0	2.0 3	0.0 0	0.0 0	0.0 0	0.0 0	0.0 0	0.0 0	8.0 4
MAY	6.0 0	0.0 0	0.0 0	2.0 2	0.0 0	0.0 0	0.0 0	0.0 0	0.0 0	0.0 0	0.0 0	8.0 2
JUN	30.0 0	3.0 1	5.0 3	3.0 3	0.0 0	0.0 0	0.0 0	0.0 0	0.0 0	0.0 0	0.0 0	41.0 7
JUL	18.0 0	5.0 1	2.0 1	5.0 5	2.0 3	0.0 0	0.0 0	0.0 0	0.0 0	0.0 0	0.0 0	32.0 10
AUG	4.0 0	0.0 0	0.0 0	2.0 2	0.0 0	0.0 0	2.0 5	0.0 0	0.0 0	0.0 0	0.0 0	8.0 7
SEP	2.0 0	0.0 0	0.0 0	1.0 1	0.0 0	0.0 0	0.0 0	0.0 0	0.0 0	0.0 0	0.0 0	3.0 1
OCT	0.0 0	0.0 0	0.0 0	0.0 0	0.0 0	3.0 6	0.0 0	0.0 0	0.0 0	0.0 0	0.0 0	3.0 6
NOV	0.0 0	0.0 0	0.0 0	0.0 0	0.0 0	0.0 0	0.0 0	0.0 0	0.0 0	0.0 0	0.0 0	0.0 0
DEC	0.0 0	0.0 0	0.0 0	0.0 0	0.0 0	0.0 0	0.0 0	0.0 0	0.0 0	0.0 0	0.0 0	0.0 0
YEAR	62.0 0	12.0 3	7.0 4	13.0 13	4.0 6	3.0 6	2.0 5	0.0 0	0.0 0	0.0 0	0.0 0	103.0 37

* 1976 CHINOOK ANGLER SUCCESS LEVEL *

STATISTICAL AREA : 16

	CATCH PER ANGLER DAY												TOTAL									
	0.0	0.001 TO 0.350	0.351 TO 0.750	0.751 TO 1.250	1.251 TO 1.750	1.751 TO 2.250	2.251 TO 2.750	2.751 TO 3.250	3.251 TO 4.000	4.001 +												
	# OF ANGLER DAYS	# OF ANGLER DAYS	# OF ANGLER DAYS	# OF ANGLER DAYS	# OF ANGLER DAYS	# OF ANGLER DAYS	# OF ANGLER DAYS	# OF ANGLER DAYS	# OF ANGLER DAYS	# OF ANGLER DAYS	# OF ANGLER DAYS	# OF ANGLER DAYS	# OF ANGLER DAYS	# OF ANGLER DAYS	# OF ANGLER DAYS	# OF ANGLER DAYS	# OF ANGLER DAYS	# OF ANGLER DAYS	# OF ANGLER DAYS	# OF ANGLER DAYS	# OF ANGLER DAYS	# OF ANGLER DAYS
JAN	19.0 0	3.0 1	2.0 1	2.0 2	2.0 3	1.0 2	0.0 0	0.0 0	0.0 0	0.0 0	0.0 0	0.0 0	0.0 0	29.0 9								
FEB	7.0 0	0.0 0	4.0 2	3.0 3	0.0 0	2.0 4	0.0 0	0.0 0	0.0 0	0.0 0	0.0 0	0.0 0	16.0 9									
MAR	9.0 0	0.0 0	4.0 2	4.0 4	0.0 0	2.0 4	0.0 0	0.0 0	0.0 0	0.0 0	0.0 0	0.0 0	19.0 10									
APR	44.0 0	3.0 1	18.0 9	10.0 10	7.0 11	5.0 10	2.0 5	0.0 0	0.0 0	0.0 0	0.0 0	0.0 0	89.0 46									
MAY	49.0 0	3.0 1	15.0 8	30.0 31	2.0 3	8.0 16	6.0 15	0.0 0	8.0 31	0.0 0	0.0 0	0.0 0	121.0 105									
JUN	76.0 0	17.0 5	20.0 12	9.0 9	4.0 6	5.0 10	0.0 0	0.0 0	0.0 0	0.0 0	0.0 0	0.0 0	131.0 42									
JUL	158.0 0	40.0 11	37.0 20	29.0 29	9.0 14	8.0 16	4.0 10	2.0 6	3.0 11	2.0 10	0.0 0	0.0 0	292.0 127									
AUG	181.0 0	30.0 9	72.0 40	49.0 49	11.0 16	6.0 12	0.0 0	1.0 3	0.0 0	0.0 0	0.0 0	0.0 0	350.0 129									
SEP	124.0 0	4.0 1	11.0 6	10.0 10	2.0 3	2.0 4	2.0 5	0.0 0	0.0 0	0.0 0	0.0 0	0.0 0	155.0 29									
OCT	7.0 0	0.0 0	15.0 8	7.0 7	2.0 3	4.0 8	0.0 0	3.0 9	0.0 0	0.0 0	0.0 0	0.0 0	38.0 35									
NOV	5.0 0	0.0 0	2.0 1	3.0 3	0.0 0	3.0 6	0.0 0	0.0 0	3.0 12	0.0 0	0.0 0	0.0 0	16.0 22									
DEC	4.0 0	3.0 1	12.0 6	3.0 3	0.0 0	0.0 0	0.0 0	0.0 0	0.0 0	0.0 0	0.0 0	0.0 0	22.0 10									
YEAR	683.0 0	103.0 30	212.0 115	159.0 160	39.0 59	46.0 92	14.0 35	6.0 18	14.0 54	2.0 10	1278.0 573											

* 1976 CHINOOK ANGLER SUCCESS LEVEL *

STATISTICAL AREA : 17

	CATCH PER ANGLER DAY																				
	0.0		0.001 TO 0.350		0.351 TO 0.750		0.751 TO 1.250		1.251 TO 1.750		1.751 TO 2.250		2.251 TO 2.750		2.751 TO 3.250		3.251 TO 4.000		4.001 +		TOTAL
	# OF ANGLER DAYS	# OF FISH	# OF ANGLER DAYS	# OF FISH	# OF ANGLER DAYS	# OF FISH	# OF ANGLER DAYS	# OF FISH	# OF ANGLER DAYS	# OF FISH	# OF ANGLER DAYS	# OF FISH	# OF ANGLER DAYS	# OF FISH	# OF ANGLER DAYS	# OF FISH	# OF ANGLER DAYS	# OF FISH	# OF ANGLER DAYS	# OF FISH	# OF ANGLER DAYS
JAN	6.0 0	3.0 1	4.0 2	0.0 0	4.0 6	2.0 4	0.0 0	4.0 12	5.0 19	0.0 0	28.0 44										
FEB	4.0 0	0.0 0	0.0 0	3.0 3	7.0 10	0.0 0	0.0 0	0.0 0	2.0 8	0.0 0	16.0 21										
MAR	12.0 0	0.0 0	2.0 1	8.0 8	0.0 0	0.0 0	0.0 0	0.0 0	0.0 0	0.0 0	22.0 9										
APR	29.0 0	0.0 0	14.0 8	8.0 8	10.0 14	5.0 10	0.0 0	4.0 12	3.0 11	0.0 0	73.0 63										
MAY	70.0 0	33.0 10	16.0 9	14.0 14	17.0 24	11.0 22	0.0 0	0.0 0	0.0 0	0.0 0	161.0 79										
JUN	49.0 0	12.0 3	24.0 13	21.0 22	22.0 33	11.0 22	5.0 12	7.0 21	4.0 16	0.0 0	155.0 142										
JUL	43.0 0	21.0 6	36.0 18	49.0 49	14.0 20	7.0 14	12.0 30	21.0 63	14.0 51	2.0 10	219.0 261										
AUG	49.0 0	12.0 4	35.0 20	61.0 60	29.0 43	22.0 44	16.0 39	7.0 21	19.0 75	0.0 0	250.0 306										
SEP	35.0 0	0.0 0	16.0 9	25.0 25	11.0 16	13.0 26	7.0 17	13.0 39	8.0 29	0.0 0	128.0 161										
OCT	37.0 0	4.0 1	31.0 19	9.0 9	18.0 27	17.0 34	13.0 32	1.0 3	14.0 52	0.0 0	144.0 177										
NOV	14.0 0	0.0 0	8.0 4	1.0 1	2.0 3	2.0 4	0.0 0	7.0 21	2.0 8	0.0 0	36.0 41										
DEC	7.0 0	0.0 0	5.0 3	7.0 7	2.0 3	5.0 10	0.0 0	1.0 3	6.0 24	0.0 0	33.0 50										
YEAR	355.0 0	85.0 25	191.0 106	206.0 206	136.0 199	95.0 190	53.0 130	65.0 195	77.0 293	2.0 10	1265.0 1354										

* 1976 CHINOOK ANGLER SUCCESS LEVEL *

STATISTICAL AREA : 18

	CATCH PER ANGLER DAY																				
	0.0		0.001 TO 0.350		0.351 TO 0.750		0.751 TO 1.250		1.251 TO 1.750		1.751 TO 2.250		2.251 TO 2.750		2.751 TO 3.250		3.251 TO 4.000		4.001 +		TOTAL
	# OF ANGLER DAYS	# OF FISH	# OF ANGLER DAYS	# OF FISH	# OF ANGLER DAYS	# OF FISH	# OF ANGLER DAYS	# OF FISH	# OF ANGLER DAYS	# OF FISH	# OF ANGLER DAYS	# OF FISH	# OF ANGLER DAYS	# OF FISH	# OF ANGLER DAYS	# OF FISH	# OF ANGLER DAYS	# OF FISH	# OF ANGLER DAYS	# OF FISH	# OF ANGLER DAYS
JAN	18.0 0	3.0 1	12.0 6	14.0 14	6.0 9	4.0 8	0.0 0	6.0 18	1.0 4	0.0 0	64.0 60										
FEB	14.0 0	14.0 4	15.0 9	3.0 3	9.0 13	1.0 2	0.0 0	2.0 6	5.0 20	0.0 0	63.0 57										
MAR	11.0 0	0.0 0	12.0 6	7.0 7	0.0 0	2.0 4	2.0 5	1.0 3	10.0 40	0.0 0	45.0 65										
APR	11.0 0	3.0 1	16.0 9	7.0 8	8.0 12	2.0 4	0.0 0	5.0 15	27.0 102	0.0 0	79.0 151										
MAY	9.0 0	3.0 1	10.0 5	24.0 24	15.0 22	10.0 20	2.0 5	9.0 27	11.0 42	0.0 0	93.0 146										
JUN	20.0 0	6.0 2	17.0 9	25.0 25	15.0 22	11.0 22	0.0 0	7.0 21	6.0 23	0.0 0	107.0 124										
JUL	35.0 0	4.0 1	23.0 12	27.0 27	12.0 18	10.0 20	4.0 10	2.0 6	13.0 49	0.0 0	130.0 143										
AUG	16.0 0	0.0 0	44.0 25	20.0 20	14.0 19	24.0 48	16.0 41	12.0 36	22.0 83	0.0 0	168.0 272										
SEP	7.0 0	4.0 1	28.0 15	22.0 22	33.0 49	10.0 20	19.0 49	6.0 18	3.0 12	0.0 0	132.0 186										
OCT	38.0 0	7.0 2	24.0 13	19.0 19	13.0 20	8.0 16	4.0 11	6.0 18	9.0 34	0.0 0	128.0 133										
NOV	31.0 0	7.0 2	19.0 10	7.0 7	9.0 14	6.0 12	0.0 0	8.0 25	4.0 16	0.0 0	91.0 86										
DEC	29.0 0	4.0 1	14.0 8	28.0 28	10.0 15	5.0 10	0.0 0	5.0 15	10.0 38	1.0 8	106.0 123										
YEAR	239.0 0	55.0 16	234.0 127	203.0 204	144.0 213	93.0 186	47.0 121	69.0 208	121.0 463	1.0 8	1206.0 1546										

* 1976 CHINOOK ANGLER SUCCESS LEVEL *

STATISTICAL AREA : 19

	CATCH PER ANGLER DAY																				
	0.0		0.001 TO 0.350		0.351 TO 0.750		0.751 TO 1.250		1.251 TO 1.750		1.751 TO 2.250		2.251 TO 2.750		2.751 TO 3.250		3.251 TO 4.000		4.001 +		TOTAL
	# OF ANGLER DAYS	# OF FISH	# OF ANGLER DAYS	# OF FISH	# OF ANGLER DAYS	# OF FISH	# OF ANGLER DAYS	# OF FISH	# OF ANGLER DAYS	# OF FISH	# OF ANGLER DAYS	# OF FISH	# OF ANGLER DAYS	# OF FISH	# OF ANGLER DAYS	# OF FISH	# OF ANGLER DAYS	# OF FISH	# OF ANGLER DAYS	# OF FISH	# OF DF
JAN	14.0 0	0.0 0	10.0 6	11.0 11	0.0 0	8.0 16	2.0 5	5.0 15	5.0 20	0.0 0	55.0 73										
FEB	4.0 0	0.0 0	6.0 3	13.0 13	0.0 0	7.0 14	0.0 0	2.0 6	4.0 16	0.0 0	36.0 52										
MAR	1.0 0	0.0 0	0.0 0	7.0 7	0.0 0	1.0 2	0.0 0	0.0 0	0.0 0	0.0 0	9.0 9										
APR	2.0 0	0.0 0	4.0 2	13.0 13	0.0 0	6.0 12	0.0 0	1.0 3	4.0 15	0.0 0	30.0 45										
MAY	20.0 0	9.0 2	9.0 5	5.0 5	4.0 6	7.0 14	2.0 5	2.0 6	3.0 12	0.0 0	61.0 55										
JUN	16.0 0	0.0 0	12.0 6	17.0 17	7.0 11	3.0 6	0.0 0	2.0 6	5.0 19	0.0 0	62.0 65										
JUL	17.0 0	0.0 0	14.0 8	15.0 16	2.0 3	19.0 38	4.0 10	4.0 12	8.0 32	0.0 0	83.0 119										
AUG	17.0 0	4.0 1	21.0 12	12.0 14	23.0 38	11.0 23	0.0 0	0.0 0	7.0 28	0.0 0	95.0 116										
SEP	17.0 0	0.0 0	0.0 0	10.0 10	0.0 0	1.0 2	0.0 0	0.0 0	0.0 0	0.0 0	28.0 12										
OCT	19.0 0	0.0 0	10.0 5	9.0 9	2.0 3	2.0 4	0.0 0	0.0 0	0.0 0	0.0 0	42.0 21										
NOV	18.0 0	0.0 0	0.0 0	11.0 11	6.0 9	9.0 18	5.0 13	5.0 15	16.0 63	0.0 0	70.0 129										
DEC	8.0 0	6.0 2	4.0 2	15.0 15	10.0 15	9.0 18	4.0 10	10.0 30	23.0 90	0.0 0	89.0 182										
YEAR	153.0 0	19.0 5	90.0 49	138.0 141	54.0 85	83.0 167	17.0 43	31.0 93	75.0 295	0.0 0	660.0 878										

* 1976 CHINOOK ANGLER SUCCESS LEVEL *

STATISTICAL AREA : 20

	CATCH PER ANGLER DAY																					
	0.0		0.001 TO 0.350		0.351 TO 0.750		0.751 TO 1.250		1.251 TO 1.750		1.751 TO 2.250		2.251 TO 2.750		2.751 TO 3.250		3.251 TO 4.000		4.001 +		TOTAL	
	# OF ANGLER DAYS	# OF FISH	# OF ANGLER DAYS	# OF FISH	# OF ANGLER DAYS	# OF FISH	# OF ANGLER DAYS	# OF FISH	# OF ANGLER DAYS	# OF FISH	# OF ANGLER DAYS	# OF FISH	# OF ANGLER DAYS	# OF FISH	# OF ANGLER DAYS	# OF FISH	# OF ANGLER DAYS	# OF FISH	# OF ANGLER DAYS	# OF FISH	# OF ANGLER DAYS	
JAN	0.0 0		0.0 0		0.0 0		0.0 0		2.0 3		0.0 0		0.0 0		0.0 0		0.0 0		0.0 0		2.0 3	
FEB	0.0 0		0.0 0		0.0 0		0.0 0		0.0 0		0.0 0		0.0 0		0.0 0		0.0 0		0.0 0		0.0 0	
MAR	2.0 0		0.0 0		0.0 0		0.0 0		0.0 0		0.0 0		0.0 0		0.0 0		0.0 0		0.0 0		2.0 0	
APR	0.0 0		0.0 0		2.0 1		0.0 0		0.0 0		0.0 0		0.0 0		0.0 0		0.0 0		0.0 0		2.0 1	
MAY	0.0 0		0.0 0		0.0 0		0.0 0		0.0 0		2.0 4		0.0 0		0.0 0		0.0 0		0.0 0		2.0 4	
JUN	4.0 0		0.0 0		0.0 0		7.0 7		0.0 0		0.0 0		0.0 0		0.0 0		0.0 0		0.0 0		11.0 7	
JUL	6.0 0		0.0 0		4.0 2		4.0 4		0.0 0		1.0 2		0.0 0		0.0 0		0.0 0		0.0 0		15.0 8	
AUG	2.0 0		0.0 0		0.0 0		3.0 3		0.0 0		0.0 0		0.0 0		0.0 0		0.0 0		0.0 0		5.0 3	
SEP	2.0 0		0.0 0		2.0 1		0.0 0		2.0 3		3.0 6		0.0 0		0.0 0		0.0 0		0.0 0		9.0 10	
OCT	3.0 0		0.0 0		2.0 1		2.0 2		0.0 0		0.0 0		0.0 0		0.0 0		0.0 0		0.0 0		7.0 3	
NOV	0.0 0		0.0 0		0.0 0		0.0 0		0.0 0		0.0 0		0.0 0		0.0 0		0.0 0		0.0 0		0.0 0	
DEC	0.0 0		0.0 0		0.0 0		0.0 0		0.0 0		0.0 0		0.0 0		0.0 0		0.0 0		0.0 0		0.0 0	
YEAR	19.0 0		0.0 0		10.0 5		16.0 16		4.0 6		6.0 12		0.0 0		0.0 0		0.0 0		0.0 0		55.0 39	

* 1976 CHINOOK ANGLER SUCCESS LEVEL *

STATISTICAL AREA : 28

	CATCH PER ANGLER DAY												TOTAL			
	0.0	0.001 TO 0.350	0.351 TO 0.750	0.751 TO 1.250	1.251 TO 1.750	1.751 TO 2.250	2.251 TO 2.750	2.751 TO 3.250	3.251 TO 4.000	4.001 +						
	# OF ANGLER DAYS	# OF FISH	# OF ANGLER DAYS	# OF FISH	# OF ANGLER DAYS	# OF FISH	# OF ANGLER DAYS	# OF FISH	# OF ANGLER DAYS	# OF FISH	# OF ANGLER DAYS	# OF FISH	# OF ANGLER DAYS	# OF FISH	# OF ANGLER DAYS	# OF FISH
JAN	3.0 0	0.0 0	0.0 0	6.0 6	0.0 0	2.0 4	0.0 0	0.0 0	0.0 0	0.0 0	0.0 0	0.0 0	11.0 10			
FEB	2.0 0	0.0 0	0.0 0	2.0 2	0.0 0	0.0 0	0.0 0	0.0 0	0.0 0	0.0 0	0.0 0	0.0 0	4.0 2			
MAR	3.0 0	0.0 0	0.0 0	1.0 1	2.0 3	0.0 0	0.0 0	0.0 0	0.0 0	3.0 12	0.0 0	0.0 0	9.0 16			
APR	12.0 0	0.0 0	2.0 1	0.0 0	2.0 3	2.0 4	0.0 0	3.0 9	1.0 4	0.0 0	0.0 0	0.0 0	22.0 21			
MAY	15.0 0	3.0 1	14.0 7	5.0 5	6.0 9	4.0 8	4.0 10	1.0 3	5.0 18	0.0 0	0.0 0	0.0 0	57.0 61			
JUN	18.0 0	0.0 0	5.0 3	8.0 8	4.0 6	8.0 16	4.0 10	9.0 27	14.0 55	0.0 0	0.0 0	0.0 0	70.0 125			
JUL	35.0 0	3.0 1	4.0 2	7.0 7	4.0 6	9.0 18	2.0 5	7.0 21	3.0 12	0.0 0	0.0 0	0.0 0	74.0 72			
AUG	26.0 0	5.0 1	8.0 4	20.0 20	4.0 6	14.0 28	2.0 5	8.0 24	0.0 0	0.0 0	0.0 0	0.0 0	87.0 88			
SEP	24.0 0	0.0 0	0.0 0	11.0 11	0.0 0	2.0 4	0.0 0	1.0 3	2.0 8	0.0 0	0.0 0	0.0 0	40.0 26			
OCT	8.0 0	0.0 0	2.0 1	0.0 0	0.0 0	5.0 10	0.0 0	3.0 9	0.0 0	0.0 0	0.0 0	0.0 0	18.0 20			
NOV	5.0 0	0.0 0	0.0 0	5.0 5	4.0 6	2.0 4	2.0 5	1.0 3	6.0 24	0.0 0	0.0 0	0.0 0	25.0 47			
DEC	0.0 0	0.0 0	4.0 2	12.0 12	7.0 10	1.0 2	0.0 0	7.0 21	13.0 47	0.0 0	0.0 0	0.0 0	44.0 94			
YEAR	151.0 0	11.0 3	39.0 20	77.0 77	33.0 49	49.0 98	14.0 35	40.0 120	47.0 180	0.0 0	0.0 0	0.0 0	461.0 582			

	CATCH PER ANGLER DAY																					
	0.0		0.001 TO 0.350		0.351 TO 0.750		0.751 TO 1.250		1.251 TO 1.750		1.751 TO 2.250		2.251 TO 2.750		2.751 TO 3.250		3.251 TO 4.000		4.001 +		TOTAL	
	# OF ANGLER DAYS	# OF FISH	# OF ANGLER DAYS	# OF FISH	# OF ANGLER DAYS	# OF FISH	# OF ANGLER DAYS	# OF FISH	# OF ANGLER DAYS	# OF FISH	# OF ANGLER DAYS	# OF FISH	# OF ANGLER DAYS	# OF FISH	# OF ANGLER DAYS	# OF FISH	# OF ANGLER DAYS	# OF FISH	# OF ANGLER DAYS	# OF FISH	# OF ANGLER DAYS	# OF FISH
JAN	4.0	0	0.0	0	6.0	3	0.0	0	2.0	3	7.0	14	0.0	0	2.0	6	0.0	0	0.0	0	21.0	26
FEB	0.0	0	6.0	2	9.0	5	7.0	7	2.0	3	1.0	2	2.0	5	2.0	6	3.0	12	0.0	0	32.0	42
MAR	6.0	0	0.0	0	0.0	0	4.0	4	2.0	3	5.0	10	0.0	0	0.0	0	0.0	0	0.0	0	17.0	17
APR	7.0	0	0.0	0	4.0	2	5.0	5	12.0	17	2.0	4	0.0	0	0.0	0	3.0	12	0.0	0	33.0	40
MAY	4.0	0	0.0	0	4.0	2	6.0	6	0.0	0	1.0	2	0.0	0	1.0	3	1.0	4	0.0	0	17.0	17
JUN	3.0	0	0.0	0	4.0	2	1.0	1	4.0	6	1.0	2	4.0	10	1.0	3	7.0	28	0.0	0	25.0	52
JUL	5.0	0	3.0	1	2.0	1	7.0	7	14.0	22	10.0	20	3.0	8	5.0	15	10.0	40	0.0	0	59.0	114
AUG	7.0	0	0.0	0	6.0	3	4.0	4	2.0	3	7.0	14	3.0	7	3.0	9	2.0	8	0.0	0	34.0	48
SEP	17.0	0	3.0	1	4.0	2	0.0	0	0.0	0	1.0	2	0.0	0	1.0	3	0.0	0	0.0	0	26.0	8
OCT	10.0	0	0.0	0	5.0	3	4.0	4	4.0	6	1.0	2	2.0	5	1.0	3	4.0	16	0.0	0	31.0	39
NOV	0.0	0	0.0	0	2.0	1	9.0	9	6.0	11	5.0	10	9.0	22	3.0	9	11.0	43	0.0	0	47.0	105
DEC	0.0	0	3.0	1	7.0	4	8.0	9	5.0	8	0.0	0	6.0	15	0.0	0	26.0	104	0.0	0	55.0	141
YEAR	63.0	0	15.0	5	53.0	28	55.0	56	55.0	82	41.0	82	29.0	72	19.0	57	67.0	267	0.0	0	397.0	649

* 1976 CHINOOK ANGLER SUCCESS LEVEL *

STATISTICAL AREA : 13 & 14

	CATCH PER ANGLER DAY																					
	0.0		0.001 TO 0.350		0.351 TO 0.750		0.751 TO 1.250		1.251 TO 1.750		1.751 TO 2.250		2.251 TO 2.750		2.751 TO 3.250		3.251 TO 4.000		4.001 +		TOTAL	
	# OF ANGLER DAYS	# OF FISH	# OF ANGLER DAYS	# OF FISH	# OF ANGLER DAYS	# OF FISH	# OF ANGLER DAYS	# OF FISH	# OF ANGLER DAYS	# OF FISH	# OF ANGLER DAYS	# OF FISH	# OF ANGLER DAYS	# OF FISH	# OF ANGLER DAYS	# OF FISH	# OF ANGLER DAYS	# OF FISH	# OF ANGLER DAYS	# OF FISH	# OF ANGLER DAYS	
JAN	1.0	0	6.0	2	6.0	4	7.0	7	3.0	5	0.0	0	0.0	0	4.0	13	2.0	7	0.0	0	29.0	38
FEB	0.0	0	6.0	2	0.0	0	5.0	5	3.0	5	0.0	0	0.0	0	0.0	0	0.0	0	0.0	0	14.0	12
MAR	12.0	0	15.0	5	8.0	5	0.0	0	0.0	0	0.0	0	0.0	0	0.0	0	0.0	0	0.0	0	35.0	10
APR	65.0	0	3.0	1	6.0	3	6.0	6	2.0	3	2.0	4	2.0	5	1.0	3	1.0	4	0.0	0	88.0	29
MAY	173.0	0	15.0	5	24.0	13	13.0	13	6.0	9	2.0	4	3.0	7	0.0	0	7.0	27	0.0	0	243.0	78
JUN	327.0	0	23.0	7	67.0	34	60.0	60	15.0	22	24.0	48	5.0	13	1.0	3	2.0	7	0.0	0	524.0	194
JUL	296.0	0	64.0	19	119.0	67	87.0	86	56.0	83	24.0	48	20.0	50	9.0	27	1.0	4	0.0	0	676.0	384
AUG	315.0	0	55.0	17	97.0	52	79.0	79	42.0	63	25.0	50	22.0	55	12.0	36	9.0	34	0.0	0	656.0	386
SEP	76.0	0	12.0	4	53.0	28	27.0	27	17.0	26	11.0	22	6.0	15	1.0	3	5.0	19	2.0	9	210.0	153
OCT	25.0	0	16.0	5	8.0	4	12.0	13	7.0	11	0.0	0	0.0	0	0.0	0	3.0	12	0.0	0	71.0	45
NOV	4.0	0	0.0	0	6.0	3	11.0	12	13.0	19	1.0	2	0.0	0	2.0	6	0.0	0	0.0	0	37.0	42
DEC	11.0	0	3.0	1	6.0	3	12.0	12	4.0	6	2.0	4	0.0	0	5.0	15	10.0	37	0.0	0	53.0	78
YEAR	1305.0	0	218.0	68	400.0	216	319.0	320	168.0	252	91.0	182	58.0	145	35.0	106	40.0	151	2.0	9	2636.0	1449

* 1976 CHINOOK ANGLER SUCCESS LEVEL *

STATISTICAL AREA : 15 & 16

	CATCH PER ANGLER DAY											
	0.0	0.001 TO 0.350	0.351 TO 0.750	0.751 TO 1.250	1.251 TO 1.750	1.751 TO 2.250	2.251 TO 2.750	2.751 TO 3.250	3.251 TO 4.000	4.001 +	TOTAL	
	# OF ANGLER DAYS	# OF ANGLER DAYS	# OF ANGLER DAYS	# OF ANGLER DAYS	# OF ANGLER DAYS	# OF ANGLER DAYS	# OF ANGLER DAYS	# OF ANGLER DAYS	# OF ANGLER DAYS	# OF ANGLER DAYS	# OF ANGLER DAYS	# OF ANGLER DAYS
JAN	19.0 0	3.0 1	2.0 1	2.0 2	2.0 3	1.0 2	0.0 0	0.0 0	0.0 0	0.0 0	29.0 9	
FEB	7.0 0	0.0 0	4.0 2	3.0 3	0.0 0	2.0 4	0.0 0	0.0 0	0.0 0	0.0 0	16.0 9	
MAR	9.0 0	0.0 0	4.0 2	4.0 4	0.0 0	2.0 4	0.0 0	0.0 0	0.0 0	0.0 0	19.0 10	
APR	46.0 0	7.0 2	18.0 9	10.0 10	9.0 14	5.0 10	2.0 5	0.0 0	0.0 0	0.0 0	97.0 50	
MAY	55.0 0	3.0 1	15.0 8	32.0 33	2.0 3	8.0 16	6.0 15	0.0 0	8.0 31	0.0 0	129.0 107	
JUN	106.0 0	20.0 6	25.0 15	12.0 12	4.0 6	5.0 10	0.0 0	0.0 0	0.0 0	0.0 0	172.0 49	
JUL	176.0 0	45.0 12	39.0 21	34.0 34	11.0 17	8.0 16	4.0 10	2.0 6	3.0 11	2.0 10	324.0 137	
AUG	185.0 0	30.0 9	72.0 40	51.0 51	11.0 16	6.0 12	2.0 5	1.0 3	0.0 0	0.0 0	358.0 136	
SEP	126.0 0	4.0 1	11.0 6	11.0 11	2.0 3	2.0 4	2.0 5	0.0 0	0.0 0	0.0 0	158.0 30	
OCT	7.0 0	0.0 0	15.0 8	7.0 7	2.0 3	7.0 14	0.0 0	3.0 9	0.0 0	0.0 0	41.0 41	
NOV	5.0 0	0.0 0	2.0 1	3.0 3	0.0 0	3.0 6	0.0 0	0.0 0	3.0 12	0.0 0	16.0 22	
DEC	4.0 0	3.0 1	12.0 6	3.0 3	0.0 0	0.0 0	0.0 0	0.0 0	0.0 0	0.0 0	22.0 10	
YEAR	745.0 0	115.0 33	219.0 119	172.0 173	43.0 65	49.0 98	16.0 40	6.0 18	14.0 54	2.0 10	1381.0 610	

* 1976 CHINOOK ANGLER SUCCESS LEVEL *

STATISTICAL AREA : 19 & 20

	CATCH PER ANGLER DAY											
	0.0	0.001 TO 0.350	0.351 TO 0.750	0.751 TO 1.250	1.251 TO 1.750	1.751 TO 2.250	2.251 TO 2.750	2.751 TO 3.250	3.251 TO 4.000	4.001 +	TOTAL	
	# OF ANGLER DAYS	# OF FISH	# OF ANGLER DAYS	# OF FISH	# OF ANGLER DAYS	# OF FISH	# OF ANGLER DAYS	# OF FISH	# OF ANGLER DAYS	# OF FISH	# OF ANGLER DAYS	# OF FISH
JAN	14.0 0	0.0 0	10.0 6	11.0 11	0.0 0	8.0 16	2.0 5	5.0 15	5.0 20	0.0 0	55.0 73	
FEB	4.0 0	0.0 0	6.0 3	13.0 13	0.0 0	7.0 14	0.0 0	2.0 6	4.0 16	0.0 0	36.0 52	
MAR	1.0 0	0.0 0	0.0 0	7.0 7	0.0 0	1.0 2	0.0 0	0.0 0	0.0 0	0.0 0	9.0 9	
APR	2.0 0	0.0 0	4.0 2	13.0 13	0.0 0	6.0 12	0.0 0	1.0 3	4.0 15	0.0 0	30.0 45	
MAY	20.0 0	9.0 2	9.0 5	5.0 5	4.0 6	7.0 14	2.0 5	2.0 6	3.0 12	0.0 0	61.0 55	
JUN	16.0 0	0.0 0	12.0 6	17.0 17	7.0 11	3.0 6	0.0 0	2.0 6	5.0 19	0.0 0	62.0 65	
JUL	17.0 0	0.0 0	14.0 8	15.0 16	2.0 3	19.0 38	4.0 10	4.0 12	8.0 32	0.0 0	83.0 119	
AUG	17.0 0	4.0 1	21.0 12	12.0 14	23.0 38	11.0 23	0.0 0	0.0 0	7.0 28	0.0 0	95.0 116	
SEP	17.0 0	0.0 0	0.0 0	10.0 10	0.0 0	1.0 2	0.0 0	0.0 0	0.0 0	0.0 0	28.0 12	
OCT	19.0 0	0.0 0	10.0 5	9.0 9	2.0 3	2.0 4	0.0 0	0.0 0	0.0 0	0.0 0	42.0 21	
NOV	18.0 0	0.0 0	0.0 0	11.0 11	6.0 9	9.0 18	5.0 13	5.0 15	16.0 63	0.0 0	70.0 129	
DEC	8.0 0	6.0 2	4.0 2	15.0 15	10.0 15	9.0 18	4.0 10	10.0 30	23.0 90	0.0 0	89.0 182	
YEAR	153.0 0	19.0 5	90.0 49	138.0 141	54.0 85	83.0 167	17.0 43	31.0 93	75.0 295	0.0 0	660.0 878	

* 1976 CHINOOK ANGLER SUCCESS LEVEL *

STATISTICAL AREA : 28 & 29

	CATCH PER ANGLER DAY																					
	0.0		0.001 TO 0.350		0.351 TO 0.750		0.751 TO 1.250		1.251 TO 1.750		1.751 TO 2.250		2.251 TO 2.750		2.751 TO 3.250		3.251 TO 4.000		4.001 +		TOTAL	
	# OF ANGLER DAYS	# OF FISH	# OF ANGLER DAYS	# OF FISH	# OF ANGLER DAYS	# OF FISH	# OF ANGLER DAYS	# OF FISH	# OF ANGLER DAYS	# OF FISH	# OF ANGLER DAYS	# OF FISH	# OF ANGLER DAYS	# OF FISH	# OF ANGLER DAYS	# OF FISH	# OF ANGLER DAYS	# OF FISH	# OF ANGLER DAYS	# OF FISH	# OF ANGLER DAYS	
JAN	7.0 0	0.0 0	6.0 3	6.0 6	4.0 6	9.0 18	0.0 0	2.0 6	0.0 0	0.0 0	0.0 0	34.0 39										
FEB	2.0 0	6.0 2	9.0 5	9.0 9	2.0 3	1.0 2	2.0 5	2.0 6	3.0 12	0.0 0	36.0 44											
MAR	11.0 0	0.0 0	0.0 0	5.0 5	4.0 6	5.0 10	0.0 0	0.0 0	3.0 12	0.0 0	28.0 33											
APR	19.0 0	0.0 0	8.0 4	5.0 5	14.0 20	4.0 8	0.0 0	3.0 9	4.0 16	0.0 0	57.0 62											
MAY	19.0 0	3.0 1	18.0 9	11.0 11	6.0 9	7.0 14	4.0 10	2.0 6	6.0 22	0.0 0	76.0 82											
JUN	25.0 0	0.0 0	9.0 5	16.0 16	8.0 12	9.0 18	8.0 20	10.0 30	21.0 83	0.0 0	106.0 184											
JUL	46.0 0	6.0 2	10.0 5	18.0 18	18.0 28	20.0 40	5.0 13	12.0 36	13.0 52	0.0 0	148.0 194											
AUG	35.0 0	5.0 1	14.0 7	27.0 27	6.0 9	21.0 42	5.0 12	11.0 33	2.0 8	0.0 0	126.0 139											
SEP	43.0 0	3.0 1	6.0 3	11.0 11	2.0 3	6.0 12	0.0 0	2.0 6	2.0 8	0.0 0	75.0 44											
OCT	21.0 0	0.0 0	9.0 5	6.0 6	4.0 6	6.0 12	2.0 5	4.0 12	4.0 16	0.0 0	56.0 62											
NOV	5.0 0	0.0 0	2.0 1	14.0 14	12.0 17	7.0 14	11.0 27	4.0 12	17.0 67	0.0 0	72.0 152											
DEC	0.0 0	3.0 1	11.0 6	20.0 21	12.0 18	1.0 2	6.0 15	7.0 21	39.0 151	0.0 0	99.0 235											
YEAR	233.0 0	26.0 8	102.0 53	148.0 149	92.0 137	96.0 192	43.0 107	59.0 177	114.0 447	0.0 0	913.0 1270											

* 1976 CHINOOK ANGLER SUCCESS LEVEL *

STATISTICAL AREA : ALL

	CATCH PER ANGLER DAY																				
	0.0		0.001 TO 0.350		0.351 TO 0.750		0.751 TO 1.250		1.251 TO 1.750		1.751 TO 2.250		2.251 TO 2.750		2.751 TO 3.250		3.251 TO 4.000		4.001 +		TOTAL
	# OF ANGLER DAYS	# OF FISH	# OF ANGLER DAYS	# OF FISH	# OF ANGLER DAYS	# OF FISH	# OF ANGLER DAYS	# OF FISH	# OF ANGLER DAYS	# OF FISH	# OF ANGLER DAYS	# OF FISH	# OF ANGLER DAYS	# OF FISH	# OF ANGLER DAYS	# OF FISH	# OF ANGLER DAYS	# OF FISH	# OF ANGLER DAYS	# OF FISH	# OF ANGLER DAYS
JAN	65.0 0	15.0 5	40.0 22	40.0 40	19.0 29	24.0 48	2.0 5	21.0 64	13.0 50	0.0 0	239.0 263										
FEB	31.0 0	26.0 8	34.0 19	36.0 36	21.0 31	11.0 22	2.0 5	6.0 18	14.0 56	0.0 0	181.0 195										
MAR	56.0 0	15.0 5	26.0 14	31.0 31	4.0 6	10.0 20	2.0 5	1.0 3	13.0 52	0.0 0	158.0 136										
APR	172.0 0	13.0 4	66.0 35	49.0 50	43.0 63	24.0 48	4.0 10	14.0 42	39.0 148	0.0 0	424.0 400										
MAY	346.0 0	66.0 20	92.0 49	99.0 100	50.0 73	45.0 90	17.0 42	13.0 39	35.0 134	0.0 0	763.0 547										
JUN	543.0 0	61.0 18	154.0 82	151.0 152	71.0 106	63.0 126	18.0 45	27.0 81	38.0 148	0.0 0	1126.0 758										
JUL	613.0 0	140.0 40	241.0 131	230.0 230	113.0 169	88.0 176	49.0 123	50.0 150	52.0 199	4.0 20	1580.0 1238										
AUG	617.0 0	106.0 32	283.0 156	250.0 251	125.0 188	109.0 219	61.0 152	43.0 129	59.0 228	0.0 0	1653.0 1355										
SEP	304.0 0	23.0 7	114.0 61	106.0 106	65.0 97	43.0 86	34.0 86	22.0 66	18.0 68	2.0 9	731.0 586										
OCT	147.0 0	27.0 8	97.0 54	62.0 63	46.0 70	40.0 80	19.0 48	14.0 42	30.0 114	0.0 0	482.0 479										
NOV	77.0 0	7.0 2	37.0 19	47.0 48	42.0 62	28.0 56	16.0 40	26.0 79	42.0 166	0.0 0	322.0 472										
DEC	59.0 0	19.0 6	52.0 28	85.0 86	38.0 57	22.0 44	10.0 25	28.0 84	88.0 340	1.0 8	402.0 678										
YEAR	3030.0 0	518.0 155	1236.0 670	1186.0 1193	637.0 951	507.0 1015	234.0 586	265.0 797	441.0 1703	7.0 37	8061.0 7107										

* 1976 COMBINED ANGLER SUCCESS LEVEL *

STATISTICAL AREA : 13

	CATCH PER ANGLER DAY												TOTAL					
	0.0	0.001 TO 0.350	0.351 TO 0.750	0.751 TO 1.250	1.251 TO 1.750	1.751 TO 2.250	2.251 TO 2.750	2.751 TO 3.250	3.251 TO 4.000	4.001 +								
	# OF ANGLER OAYS	# OF FISH	# OF ANGLER OAYS	# OF FISH	# OF ANGLER OAYS	# OF FISH	# OF ANGLER OAYS	# OF FISH	# OF ANGLER OAYS	# OF FISH	# OF ANGLER OAYS	# OF FISH	# OF ANGLER OAYS	# OF FISH	# OF ANGLER OAYS	# OF FISH	# OF ANGLER OAYS	# OF FISH
JAN	0.0 0	6.0 2	6.0 4	3.0 3	3.0 5	0.0 0	0.0 0	4.0 13	0.0 0	0.0 0	22.0 27							
FEB	0.0 0	6.0 2	0.0 0	5.0 5	3.0 5	0.0 0	0.0 0	0.0 0	0.0 0	0.0 0	14.0 12							
MAR	6.0 0	12.0 4	5.0 3	0.0 0	3.0 5	5.0 10	0.0 0	0.0 0	0.0 0	0.0 0	31.0 22							
APR	6.0 0	3.0 1	7.0 4	2.0 2	3.0 4	2.0 4	0.0 0	3.0 9	13.0 52	0.0 0	39.0 76							
MAY	15.0 0	9.0 3	30.0 17	22.0 22	5.0 8	9.0 18	15.0 36	2.0 6	19.0 75	6.0 27	132.0 212							
JUN	47.0 0	3.0 1	48.0 25	42.0 41	37.0 55	25.0 50	17.0 43	9.0 27	59.0 231	0.0 0	287.0 473							
JUL	44.0 0	12.0 4	57.0 33	56.0 53	63.0 94	33.0 66	29.0 73	34.0 102	41.0 154	12.0 61	381.0 640							
AUG	62.0 0	25.0 7	50.0 26	62.0 62	78.0 117	13.0 26	19.0 48	28.0 84	35.0 132	6.0 36	378.0 538							
SEP	8.0 0	0.0 0	10.0 5	15.0 15	15.0 23	20.0 40	8.0 20	2.0 6	12.0 44	4.0 20	94.0 173							
OCT	4.0 0	0.0 0	6.0 3	4.0 4	2.0 3	0.0 0	2.0 5	0.0 0	0.0 0	0.0 0	18.0 15							
NOV	0.0 0	0.0 0	2.0 1	2.0 2	0.0 0	0.0 0	0.0 0	0.0 0	0.0 0	0.0 0	4.0 3							
DEC	2.0 0	0.0 0	2.0 1	0.0 0	0.0 0	0.0 0	0.0 0	0.0 0	0.0 0	0.0 0	4.0 1							
YEAR	194.0 0	76.0 24	223.0 122	213.0 209	212.0 319	107.0 214	90.0 225	82.0 247	179.0 688	28.0 144	1404.0 2192							

* 1976 COMBINED ANGLER SUCCESS LEVEL *

STATISTICAL AREA : 14

	CATCH PER ANGLER DAY																					
	0.0		0.001 TO 0.350		0.351 TO 0.750		0.751 TO 1.250		1.251 TO 1.750		1.751 TO 2.250		2.251 TO 2.750		2.751 TO 3.250		3.251 TO 4.000		4.001 +		TOTAL	
	# OF ANGLER DAYS	# OF FISH	# OF ANGLER DAYS	# OF FISH	# OF ANGLER DAYS	# OF FISH	# OF ANGLER DAYS	# OF FISH	# OF ANGLER DAYS	# OF FISH	# OF ANGLER DAYS	# OF FISH	# OF ANGLER DAYS	# OF FISH	# OF ANGLER DAYS	# OF FISH	# OF ANGLER DAYS	# OF FISH	# OF ANGLER DAYS	# OF FISH	# OF ANGLER DAYS	# OF FISH
JAN	1.0 0	0	0.0 0	0	0.0 0	0	4.0 4	4	0.0 0	0	0.0 0	0	0.0 0	0	0.0 0	0	2.0 7	7	0.0 0	0	7.0 11	11
FEB	0.0 0	0	0.0 0	0	0.0 0	0	0.0 0	0	0.0 0	0	0.0 0	0	0.0 0	0	0.0 0	0	0.0 0	0	0.0 0	0	0.0 0	0
MAR	1.0 0	0	0.0 0	0	3.0 2	2	0.0 0	0	0.0 0	0	0.0 0	0	0.0 0	0	0.0 0	0	0.0 0	0	0.0 0	0	4.0 2	2
APR	4.0 0	0	0.0 0	0	4.0 2	2	9.0 9	9	4.0 6	6	2.0 4	4	3.0 8	8	2.0 6	6	17.0 68	68	4.0 25	25	49.0 128	128
MAY	25.0 0	0	4.0 1	1	22.0 11	11	15.0 15	15	7.0 10	10	7.0 14	14	2.0 5	5	8.0 25	25	21.0 83	83	0.0 0	0	111.0 164	164
JUN	41.0 0	0	19.0 6	6	39.0 21	21	39.0 41	41	24.0 36	36	16.0 32	32	6.0 15	15	8.0 24	24	41.0 159	159	4.0 18	18	237.0 352	352
JUL	40.0 0	0	24.0 7	7	56.0 30	30	39.0 41	41	22.0 33	33	30.0 60	60	32.0 82	82	12.0 36	36	40.0 150	150	0.0 0	0	295.0 439	439
AUG	38.0 0	0	12.0 4	4	68.0 37	37	57.0 57	57	24.0 37	37	16.0 32	32	19.0 48	48	22.0 66	66	22.0 84	84	0.0 0	0	278.0 365	365
SEP	29.0 0	0	6.0 2	2	24.0 14	14	16.0 16	16	6.0 9	9	15.0 30	30	2.0 5	5	5.0 15	15	13.0 51	51	0.0 0	0	116.0 142	142
OCT	9.0 0	0	6.0 2	2	11.0 7	7	7.0 7	7	12.0 17	17	0.0 0	0	3.0 7	7	2.0 6	6	3.0 12	12	0.0 0	0	53.0 58	58
NOV	3.0 0	0	0.0 0	0	4.0 2	2	10.0 11	11	10.0 14	14	4.0 8	8	0.0 0	0	2.0 6	6	0.0 0	0	0.0 0	0	33.0 41	41
DEC	9.0 0	0	3.0 1	1	4.0 2	2	12.0 12	12	4.0 6	6	2.0 4	4	0.0 0	0	5.0 15	15	10.0 37	37	0.0 0	0	49.0 77	77
YEAR	200.0 0	0	74.0 23	23	235.0 128	128	208.0 213	213	113.0 168	168	92.0 184	184	67.0 170	170	66.0 199	199	169.0 651	651	8.0 43	43	1232.0 1779	1779

* 1976 COMBINED ANGLER SUCCESS LEVEL *

STATISTICAL AREA : 15

	CATCH PER ANGLER DAY											
	0.0	0.001 TO 0.350	0.351 TO 0.750	0.751 TO 1.250	1.251 TO 1.750	1.751 TO 2.250	2.251 TO 2.750	2.751 TO 3.250	3.251 TO 4.000	4.001 +	TOTAL	
	# OF ANGLER DAYS	# OF ANGLER DAYS	# OF ANGLER DAYS	# OF ANGLER DAYS	# OF ANGLER DAYS	# OF ANGLER DAYS	# OF ANGLER DAYS	# OF ANGLER DAYS	# OF ANGLER DAYS	# OF ANGLER DAYS	# OF ANGLER DAYS	# OF ANGLER DAYS
JAN	0.0 0	0.0 0	0.0 0	0.0 0	0.0 0	0.0 0	0.0 0	0.0 0	0.0 0	0.0 0	0.0 0	0.0 0
FEB	0.0 0	0.0 0	0.0 0	0.0 0	0.0 0	0.0 0	0.0 0	0.0 0	0.0 0	0.0 0	0.0 0	0.0 0
MAR	0.0 0	0.0 0	0.0 0	0.0 0	0.0 0	0.0 0	0.0 0	0.0 0	0.0 0	0.0 0	0.0 0	0.0 0
APR	0.0 0	4.0 1	2.0 1	0.0 0	2.0 3	0.0 0	0.0 0	0.0 0	0.0 0	0.0 0	0.0 0	8.0 5
MAY	0.0 0	0.0 0	0.0 0	1.0 1	2.0 3	1.0 2	0.0 0	2.0 6	2.0 8	0.0 0	0.0 0	8.0 20
JUN	8.0 0	0.0 0	0.0 0	10.0 10	5.0 8	2.0 4	6.0 15	0.0 0	10.0 39	0.0 0	0.0 0	41.0 76
JUL	8.0 0	0.0 0	5.0 2	3.0 3	2.0 3	4.0 8	3.0 8	0.0 0	7.0 28	0.0 0	0.0 0	32.0 52
AUG	2.0 0	0.0 0	2.0 1	0.0 0	0.0 0	0.0 0	2.0 5	2.0 6	0.0 0	0.0 0	0.0 0	8.0 12
SEP	2.0 0	0.0 0	0.0 0	1.0 1	0.0 0	0.0 0	0.0 0	0.0 0	0.0 0	0.0 0	0.0 0	3.0 1
OCT	0.0 0	0.0 0	0.0 0	0.0 0	0.0 0	3.0 6	0.0 0	0.0 0	0.0 0	0.0 0	0.0 0	3.0 6
NOV	0.0 0	0.0 0	0.0 0	0.0 0	0.0 0	0.0 0	0.0 0	0.0 0	0.0 0	0.0 0	0.0 0	0.0 0
DEC	0.0 0	0.0 0	0.0 0	0.0 0	0.0 0	0.0 0	0.0 0	0.0 0	0.0 0	0.0 0	0.0 0	0.0 0
YEAR	20.0 0	4.0 1	9.0 4	15.0 15	11.0 17	10.0 20	11.0 28	4.0 12	19.0 75	0.0 0	0.0 0	103.0 172

* 1976 COMBINED ANGLER SUCCESS LEVEL *

STATISTICAL AREA : 16

	CATCH PER ANGLER DAY												TOTAL				
	0.0	0.001 TO 0.350	0.351 TO 0.750	0.751 TO 1.250	1.251 TO 1.750	1.751 TO 2.250	2.251 TO 2.750	2.751 TO 3.250	3.251 TO 4.000	4.001 +							
	# OF ANGLER DAYS	# OF ANGLER DAYS	# OF ANGLER DAYS	# OF ANGLER DAYS	# OF ANGLER DAYS	# OF ANGLER DAYS	# OF ANGLER DAYS	# OF ANGLER DAYS	# OF ANGLER DAYS	# OF ANGLER DAYS	# OF ANGLER DAYS	# OF ANGLER DAYS	# OF ANGLER DAYS	# OF ANGLER DAYS	# OF ANGLER DAYS	# OF ANGLER DAYS	# OF ANGLER DAYS
JAN	19.0 0	3.0 1	2.0 1	2.0 2	2.0 3	1.0 2	0.0 0	0.0 0	0.0 0	0.0 0	0.0 0	29.0 9					
FEB	7.0 0	0.0 0	4.0 2	3.0 3	0.0 0	2.0 4	0.0 0	0.0 0	0.0 0	0.0 0	0.0 0	16.0 9					
MAR	9.0 0	0.0 0	4.0 2	4.0 4	0.0 0	2.0 4	0.0 0	0.0 0	0.0 0	0.0 0	0.0 0	19.0 10					
APR	12.0 0	3.0 1	16.0 9	10.0 10	13.0 20	13.0 26	6.0 15	4.0 12	12.0 48	0.0 0	0.0 0	89.0 141					
MAY	11.0 0	3.0 1	14.0 7	37.0 38	11.0 17	11.0 22	18.0 44	2.0 6	14.0 56	0.0 0	0.0 0	121.0 191					
JUN	8.0 0	23.0 7	20.0 11	11.0 11	20.0 30	19.0 38	14.0 35	4.0 12	12.0 48	0.0 0	0.0 0	131.0 192					
JUL	36.0 0	42.0 12	55.0 30	44.0 47	32.0 50	26.0 52	15.0 37	6.0 18	32.0 123	4.0 21	4.0 21	292.0 390					
AUG	27.0 0	25.0 7	52.0 30	77.0 80	43.0 65	41.0 83	41.0 103	16.0 48	28.0 106	0.0 0	0.0 0	350.0 522					
SEP	22.0 0	3.0 1	30.0 16	26.0 26	26.0 39	6.0 12	19.0 49	12.0 36	11.0 44	0.0 0	0.0 0	155.0 223					
OCT	3.0 0	0.0 0	4.0 2	9.0 10	6.0 9	11.0 22	0.0 0	0.0 0	4.0 14	1.0 6	1.0 6	38.0 63					
NOV	5.0 0	0.0 0	2.0 1	3.0 3	0.0 0	3.0 6	0.0 0	0.0 0	3.0 12	0.0 0	0.0 0	16.0 22					
DEC	4.0 0	3.0 1	12.0 6	3.0 3	0.0 0	0.0 0	0.0 0	0.0 0	0.0 0	0.0 0	0.0 0	22.0 10					
YEAR	163.0 0	105.0 31	215.0 117	229.0 237	153.0 233	135.0 271	113.0 283	44.0 132	116.0 451	5.0 27	5.0 27	1278.0 1782					

* 1976 COMBINED ANGLER SUCCESS LEVEL *

STATISTICAL AREA : 17

	CATCH PER ANGLER DAY												
	0.0	0.001 TO 0.350	0.351 TO 0.750	0.751 TO 1.250	1.251 TO 1.750	1.751 TO 2.250	2.251 TO 2.750	2.751 TO 3.250	3.251 TO 4.000	4.001 +	TOTAL		
	# OF ANGLER DAYS	# OF ANGLER DAYS	# OF ANGLER DAYS	# OF ANGLER DAYS	# OF ANGLER DAYS	# OF ANGLER DAYS	# OF ANGLER DAYS	# OF ANGLER DAYS	# OF ANGLER DAYS	# OF ANGLER DAYS	# OF ANGLER DAYS	# OF ANGLER DAYS	# OF ANGLER DAYS
JAN	6.0 0	3.0 1	4.0 2	0.0 0	4.0 6	0.0 0	2.0 5	4.0 12	5.0 19	0.0 0	28.0 45		
FEB	4.0 0	0.0 0	0.0 0	3.0 3	7.0 10	0.0 0	0.0 0	0.0 0	2.0 8	0.0 0	16.0 21		
MAR	7.0 0	0.0 0	2.0 1	7.0 7	0.0 0	2.0 4	0.0 0	1.0 3	3.0 12	0.0 0	22.0 27		
APR	2.0 0	0.0 0	8.0 4	6.0 6	10.0 16	9.0 18	2.0 5	14.0 42	22.0 86	0.0 0	73.0 177		
MAY	23.0 0	10.0 3	12.0 7	36.0 35	31.0 45	16.0 33	0.0 0	9.0 28	24.0 92	0.0 0	161.0 243		
JUN	18.0 0	5.0 1	41.0 23	13.0 13	22.0 34	17.0 34	9.0 22	14.0 42	16.0 64	0.0 0	155.0 233		
JUL	34.0 0	14.0 4	24.0 12	63.0 64	20.0 29	8.0 16	12.0 30	21.0 63	21.0 79	2.0 11	219.0 308		
AUG	35.0 0	9.0 3	30.0 18	68.0 67	29.0 43	23.0 46	13.0 33	16.0 48	27.0 104	0.0 0	250.0 362		
SEP	22.0 0	0.0 0	13.0 7	28.0 28	11.0 17	14.0 28	8.0 20	20.0 60	12.0 48	0.0 0	128.0 208		
OCT	21.0 0	0.0 0	17.0 10	24.0 25	26.0 41	15.0 30	19.0 47	3.0 9	19.0 74	0.0 0	144.0 236		
NOV	14.0 0	0.0 0	8.0 4	1.0 1	2.0 3	2.0 4	0.0 0	7.0 21	2.0 8	0.0 0	36.0 41		
DEC	7.0 0	0.0 0	5.0 3	7.0 7	2.0 3	1.0 2	0.0 0	4.0 12	7.0 28	0.0 0	33.0 55		
YEAR	193.0 0	41.0 12	164.0 91	256.0 256	164.0 247	107.0 215	65.0 162	113.0 340	160.0 622	2.0 11	1265.0 1956		

* 1976 COMBINED ANGLER SUCCESS LEVEL *

STATISTICAL AREA : 18

	CATCH PER ANGLER DAY																					
	0.0		0.001 TO 0.350		0.351 TO 0.750		0.751 TO 1.250		1.251 TO 1.750		1.751 TO 2.250		2.251 TO 2.750		2.751 TO 3.250		3.251 TO 4.000		4.001 +		TOTAL	
	# OF ANGLER DAYS	# OF FISH	# OF ANGLER DAYS	# OF FISH	# OF ANGLER DAYS	# OF FISH	# OF ANGLER DAYS	# OF FISH	# OF ANGLER DAYS	# OF FISH	# OF ANGLER DAYS	# OF FISH	# OF ANGLER DAYS	# OF FISH	# OF ANGLER DAYS	# OF FISH	# OF ANGLER DAYS	# OF FISH	# OF ANGLER DAYS	# OF FISH	# OF ANGLER DAYS	
JAN	6.0	0	0.0	0	4.0	2	4.0	4	10.0	15	6.0	12	5.0	12	11.0	33	18.0	72	0.0	0	64.0	150
FEB	2.0	0	5.0	1	11.0	7	8.0	8	19.0	28	2.0	4	3.0	7	5.0	15	8.0	32	0.0	0	63.0	102
MAR	7.0	0	0.0	0	6.0	3	6.0	6	5.0	8	6.0	12	2.0	5	3.0	9	10.0	40	0.0	0	45.0	83
APR	11.0	0	3.0	1	14.0	8	9.0	10	6.0	9	2.0	4	0.0	0	4.0	12	30.0	115	0.0	0	79.0	159
MAY	9.0	0	3.0	1	10.0	5	19.0	19	20.0	30	7.0	14	4.0	10	10.0	30	11.0	42	0.0	0	93.0	151
JUN	20.0	0	0.0	0	19.0	11	27.0	27	17.0	25	11.0	22	0.0	0	7.0	21	6.0	24	0.0	0	107.0	130
JUL	22.0	0	4.0	1	31.0	16	26.0	26	10.0	15	9.0	18	6.0	15	6.0	18	16.0	60	0.0	0	130.0	169
AUG	14.0	0	0.0	0	24.0	13	29.0	29	18.0	27	26.0	53	17.0	43	8.0	24	32.0	119	0.0	0	168.0	308
SEP	4.0	0	7.0	2	21.0	11	22.0	22	34.0	50	8.0	16	13.0	33	15.0	45	8.0	30	0.0	0	132.0	209
OCT	24.0	0	11.0	3	23.0	12	22.0	22	11.0	17	9.0	18	4.0	10	9.0	27	15.0	56	0.0	0	128.0	165
NOV	26.0	0	7.0	2	11.0	6	10.0	10	9.0	14	8.0	16	2.0	5	11.0	34	7.0	28	0.0	0	91.0	115
DEC	10.0	0	0.0	0	8.0	4	16.0	16	6.0	9	3.0	6	8.0	20	12.0	36	42.0	161	1.0	8	106.0	260
YEAR	155.0	0	40.0	11	182.0	98	198.0	199	165.0	247	97.0	195	64.0	160	101.0	304	203.0	779	1.0	8	1206.0	2001

* 1976 COMBINED ANGLER SUCCESS LEVEL *

STATISTICAL AREA : 19

	CATCH PER ANGLER DAY														TOTAL								
	0.0	0.001 TO 0.350	0.351 TO 0.750	0.751 TO 1.250	1.251 TO 1.750	1.751 TO 2.250	2.251 TO 2.750	2.751 TO 3.250	3.251 TO 4.000	4.001 +													
	# OF ANGLER DAYS	# OF ANGLER DAYS	# OF ANGLER DAYS	# OF ANGLER DAYS	# OF ANGLER DAYS	# OF ANGLER DAYS	# OF ANGLER DAYS	# OF ANGLER DAYS	# OF ANGLER DAYS	# OF ANGLER DAYS	# OF ANGLER DAYS	# OF ANGLER DAYS	# OF ANGLER DAYS	# OF ANGLER DAYS	# OF ANGLER DAYS	# OF ANGLER DAYS	# OF ANGLER DAYS	# OF ANGLER DAYS	# OF ANGLER DAYS	# OF ANGLER DAYS	# OF ANGLER DAYS	# OF ANGLER DAYS	# OF ANGLER DAYS
JAN	14.0 0	0.0 0	7.0 4	11.0 11	3.0 5	4.0 8	0.0 0	0.0 0	16.0 64	0.0 0					55.0 92								
FEB	4.0 0	0.0 0	6.0 3	11.0 11	0.0 0	6.0 12	2.0 5	1.0 3	6.0 24	0.0 0					36.0 58								
MAR	1.0 0	0.0 0	0.0 0	7.0 7	0.0 0	1.0 2	0.0 0	0.0 0	0.0 0	0.0 0					9.0 9								
APR	2.0 0	0.0 0	4.0 2	13.0 13	0.0 0	6.0 12	0.0 0	1.0 3	4.0 15	0.0 0					30.0 45								
MAY	13.0 0	9.0 2	11.0 6	9.0 9	4.0 6	7.0 14	2.0 5	2.0 6	4.0 16	0.0 0					61.0 64								
JUN	16.0 0	0.0 0	12.0 6	17.0 17	7.0 11	3.0 6	0.0 0	2.0 6	5.0 19	0.0 0					62.0 65								
JUL	17.0 0	0.0 0	14.0 8	13.0 14	4.0 6	19.0 38	4.0 10	4.0 12	8.0 32	0.0 0					83.0 120								
AUG	12.0 0	4.0 1	17.0 10	10.0 11	25.0 40	13.0 26	4.0 10	3.0 9	7.0 28	0.0 0					95.0 135								
SEP	15.0 0	0.0 0	0.0 0	12.0 12	0.0 0	1.0 2	0.0 0	0.0 0	0.0 0	0.0 0					28.0 14								
OCT	8.0 0	0.0 0	8.0 4	10.0 11	5.0 7	6.0 12	0.0 0	2.0 6	3.0 12	0.0 0					42.0 52								
NOV	14.0 0	0.0 0	0.0 0	10.0 10	4.0 6	12.0 24	7.0 18	7.0 21	16.0 63	0.0 0					70.0 142								
DEC	6.0 0	6.0 2	6.0 3	15.0 15	10.0 15	9.0 18	4.0 10	10.0 30	23.0 90	0.0 0					89.0 183								
YEAR	122.0 0	19.0 5	85.0 46	138.0 141	62.0 96	87.0 174	23.0 58	32.0 96	92.0 363	0.0 0					660.0 979								

* 1976 COMBINED ANGLER SUCCESS LEVEL *

STATISTICAL AREA : 20

	CATCH PER ANGLER DAY																					
	0.0		0.001 TO 0.350		0.351 TO 0.750		0.751 TO 1.250		1.251 TO 1.750		1.751 TO 2.250		2.251 TO 2.750		2.751 TO 3.250		3.251 TO 4.000		4.001 +		TOTAL	
	# OF ANGLER DAYS	# OF FISH	# OF ANGLER DAYS	# OF FISH	# OF ANGLER DAYS	# OF FISH	# OF ANGLER DAYS	# OF FISH	# OF ANGLER DAYS	# OF FISH	# OF ANGLER DAYS	# OF FISH	# OF ANGLER DAYS	# OF FISH	# OF ANGLER DAYS	# OF FISH	# OF ANGLER DAYS	# OF FISH	# OF ANGLER DAYS	# OF FISH	# OF ANGLER DAYS	
JAN	0.0 0		0.0 0		0.0 0		0.0 0		2.0 3		0.0 0		0.0 0		0.0 0		0.0 0		0.0 0		2.0 3	
FEB	0.0 0		0.0 0		0.0 0		0.0 0		0.0 0		0.0 0		0.0 0		0.0 0		0.0 0		0.0 0		0.0 0	
MAR	2.0 0		0.0 0		0.0 0		0.0 0		0.0 0		0.0 0		0.0 0		0.0 0		0.0 0		0.0 0		2.0 0	
APR	0.0 0		0.0 0		2.0 1		0.0 0		0.0 0		0.0 0		0.0 0		0.0 0		0.0 0		0.0 0		2.0 1	
MAY	0.0 0		0.0 0		0.0 0		0.0 0		0.0 0		2.0 4		0.0 0		0.0 0		0.0 0		0.0 0		2.0 4	
JUN	2.0 0		0.0 0		2.0 1		5.0 5		2.0 3		0.0 0		0.0 0		0.0 0		0.0 0		0.0 0		11.0 9	
JUL	2.0 0		0.0 0		4.0 2		4.0 4		2.0 3		2.0 4		0.0 0		0.0 0		1.0 4		0.0 0		15.0 17	
AUG	0.0 0		0.0 0		0.0 0		2.0 2		0.0 0		3.0 6		0.0 0		0.0 0		0.0 0		0.0 0		5.0 8	
SEP	2.0 0		0.0 0		0.0 0		2.0 2		0.0 0		3.0 6		0.0 0		0.0 0		0.0 0		2.0 9		9.0 17	
OCT	2.0 0		0.0 0		0.0 0		3.0 3		0.0 0		0.0 0		0.0 0		0.0 0		2.0 8		0.0 0		7.0 11	
NOV	0.0 0		0.0 0		0.0 0		0.0 0		0.0 0		0.0 0		0.0 0		0.0 0		0.0 0		0.0 0		0.0 0	
DEC	0.0 0		0.0 0		0.0 0		0.0 0		0.0 0		0.0 0		0.0 0		0.0 0		0.0 0		0.0 0		0.0 0	
YEAR	10.0 0		0.0 0		8.0 4		16.0 16		6.0 9		10.0 20		0.0 0		0.0 0		3.0 12		2.0 9		55.0 70	

* 1976 COMBINED ANGLER SUCCESS LEVEL *

STATISTICAL AREA : 28

	CATCH PER ANGLER DAY											
	0.0	0.001 TO 0.350	0.351 TO 0.750	0.751 TO 1.250	1.251 TO 1.750	1.751 TO 2.250	2.251 TO 2.750	2.751 TO 3.250	3.251 TO 4.000	4.001 +	TOTAL	
	# OF ANGLER DAYS	# OF ANGLER DAYS	# OF ANGLER DAYS	# OF ANGLER DAYS	# OF ANGLER DAYS	# OF ANGLER DAYS	# OF ANGLER DAYS	# OF ANGLER DAYS	# OF ANGLER DAYS	# OF ANGLER DAYS	# OF ANGLER DAYS	# OF ANGLER DAYS
JAN	3.0 0	0.0 0	0.0 0	6.0 6	0.0 0	2.0 4	0.0 0	0.0 0	0.0 0	0.0 0	11.0 10	
FEB	2.0 0	0.0 0	0.0 0	2.0 2	0.0 0	0.0 0	0.0 0	0.0 0	0.0 0	0.0 0	4.0 2	
MAR	3.0 0	0.0 0	0.0 0	1.0 1	2.0 3	0.0 0	0.0 0	0.0 0	3.0 12	0.0 0	9.0 16	
APR	11.0 0	0.0 0	2.0 1	1.0 1	2.0 3	2.0 4	0.0 0	3.0 9	1.0 4	0.0 0	22.0 22	
MAY	15.0 0	3.0 1	12.0 6	6.0 6	4.0 6	4.0 8	4.0 10	4.0 12	5.0 19	0.0 0	57.0 68	
JUN	18.0 0	0.0 0	5.0 3	8.0 8	2.0 3	8.0 16	2.0 5	10.0 30	17.0 66	0.0 0	70.0 131	
JUL	30.0 0	6.0 2	4.0 2	6.0 6	4.0 6	7.0 14	2.0 5	3.0 9	12.0 47	0.0 0	74.0 91	
AUG	12.0 0	5.0 1	12.0 6	21.0 21	6.0 9	11.0 22	4.0 10	7.0 21	9.0 35	0.0 0	87.0 125	
SEP	16.0 0	3.0 1	2.0 1	11.0 11	0.0 0	3.0 6	0.0 0	2.0 6	3.0 12	0.0 0	40.0 37	
OCT	8.0 0	0.0 0	0.0 0	0.0 0	0.0 0	5.0 10	0.0 0	3.0 9	2.0 7	0.0 0	18.0 26	
NOV	5.0 0	0.0 0	0.0 0	5.0 5	4.0 6	2.0 4	2.0 5	1.0 3	6.0 24	0.0 0	25.0 47	
DEC	0.0 0	0.0 0	4.0 2	12.0 12	7.0 10	1.0 2	0.0 0	7.0 21	13.0 48	0.0 0	44.0 95	
YEAR	123.0 0	17.0 5	41.0 21	79.0 79	31.0 46	45.0 90	14.0 35	40.0 120	71.0 274	0.0 0	461.0 670	

* 1976 COMBINED ANGLER SUCCESS LEVEL *

STATISTICAL AREA : 29

	CATCH PER ANGLER DAY														TOTAL			
	0.0	0.001 TO 0.350	0.351 TO 0.750	0.751 TO 1.250	1.251 TO 1.750	1.751 TO 2.250	2.251 TO 2.750	2.751 TO 3.250	3.251 TO 4.000	4.001 +								
	# OF ANGLER DAYS	# OF FISH	# OF ANGLER DAYS	# OF FISH	# OF ANGLER DAYS	# OF FISH	# OF ANGLER DAYS	# OF FISH	# OF ANGLER DAYS	# OF FISH	# OF ANGLER DAYS	# OF FISH	# OF ANGLER DAYS	# OF FISH	# OF ANGLER DAYS	# OF FISH	# OF ANGLER DAYS	# OF FISH
JAN	4.0 0	0.0 0	6.0 3	0.0 0	2.0 3	7.0 14	0.0 0	2.0 6	0.0 0	0.0 0	0.0 0	21.0 26						
FEB	0.0 0	6.0 2	9.0 5	7.0 7	2.0 3	1.0 2	2.0 5	2.0 6	3.0 12	0.0 0	0.0 0	32.0 42						
MAR	6.0 0	0.0 0	0.0 0	4.0 4	2.0 3	5.0 10	0.0 0	0.0 0	0.0 0	0.0 0	0.0 0	17.0 17						
APR	6.0 0	0.0 0	4.0 2	5.0 5	12.0 17	2.0 4	0.0 0	0.0 0	4.0 16	0.0 0	0.0 0	33.0 44						
MAY	4.0 0	0.0 0	4.0 2	5.0 5	0.0 0	1.0 2	0.0 0	1.0 3	2.0 8	0.0 0	0.0 0	17.0 20						
JUN	2.0 0	0.0 0	4.0 2	2.0 2	4.0 6	1.0 2	4.0 10	1.0 3	7.0 28	0.0 0	0.0 0	25.0 53						
JUL	3.0 0	0.0 0	7.0 4	4.0 4	14.0 22	8.0 16	8.0 21	2.0 6	13.0 52	0.0 0	0.0 0	59.0 125						
AUG	0.0 0	0.0 0	10.0 5	6.0 6	2.0 3	5.0 10	5.0 13	3.0 9	3.0 12	0.0 0	0.0 0	34.0 58						
SEP	9.0 0	3.0 1	6.0 3	6.0 6	0.0 0	1.0 2	0.0 0	1.0 3	0.0 0	0.0 0	0.0 0	26.0 15						
OCT	3.0 0	0.0 0	7.0 4	4.0 4	6.0 9	1.0 2	5.0 13	1.0 3	4.0 16	0.0 0	0.0 0	31.0 51						
NOV	0.0 0	0.0 0	2.0 1	9.0 9	8.0 11	4.0 8	9.0 22	4.0 12	11.0 43	0.0 0	0.0 0	47.0 106						
DEC	0.0 0	3.0 1	7.0 4	8.0 9	5.0 8	0.0 0	6.0 15	0.0 0	26.0 104	0.0 0	0.0 0	55.0 141						
YEAR	37.0 0	12.0 4	66.0 35	60.0 61	57.0 85	36.0 72	39.0 99	17.0 51	73.0 291	0.0 0	0.0 0	397.0 698						

* 1976 COMBINED ANGLER SUCCESS LEVEL *

STATISTICAL AREA : 13 & 14

	CATCH PER ANGLER DAY														TOTAL		
	0.0	0.001 TO 0.350	0.351 TO 0.750	0.751 TO 1.250	1.251 TO 1.750	1.751 TO 2.250	2.251 TO 2.750	2.751 TO 3.250	3.251 TO 4.000	4.001 +							
	# OF ANGLER DAYS	# OF ANGLER DAYS	# OF FISH	# OF ANGLER DAYS	# OF FISH	# OF ANGLER DAYS	# OF FISH	# OF ANGLER DAYS	# OF FISH	# OF ANGLER DAYS	# OF FISH	# OF ANGLER DAYS	# OF FISH	# OF ANGLER DAYS	# OF FISH	# OF ANGLER DAYS	# OF FISH
JAN	1.0 0	6.0 2	6.0 4	7.0 7	3.0 5	0.0 0	0.0 0	4.0 13	2.0 7	0.0 0	29.0 38						
FEB	0.0 0	6.0 2	0.0 0	5.0 5	3.0 5	0.0 0	0.0 0	0.0 0	0.0 0	0.0 0	14.0 12						
MAR	7.0 0	12.0 4	8.0 5	0.0 0	3.0 5	5.0 10	0.0 0	0.0 0	0.0 0	0.0 0	35.0 24						
APR	10.0 0	3.0 1	11.0 6	11.0 11	7.0 10	4.0 8	3.0 8	5.0 15	30.0 120	4.0 25	88.0 204						
MAY	40.0 0	13.0 4	52.0 28	37.0 37	12.0 18	16.0 32	17.0 41	10.0 31	40.0 158	6.0 27	243.0 376						
JUN	88.0 0	22.0 7	87.0 46	81.0 82	61.0 91	41.0 82	23.0 58	17.0 51	100.0 390	4.0 18	524.0 825						
JUL	84.0 0	36.0 11	113.0 63	95.0 94	85.0 127	63.0 126	61.0 155	46.0 138	81.0 304	12.0 61	676.0 1079						
AUG	100.0 0	37.0 11	118.0 63	119.0 119	102.0 154	29.0 58	38.0 96	50.0 150	57.0 216	6.0 36	656.0 903						
SEP	37.0 0	6.0 2	34.0 19	31.0 31	21.0 32	35.0 70	10.0 25	7.0 21	25.0 95	4.0 20	210.0 315						
OCT	13.0 0	6.0 2	17.0 10	11.0 11	14.0 20	0.0 0	5.0 12	2.0 6	3.0 12	0.0 0	71.0 73						
NOV	3.0 0	0.0 0	6.0 3	12.0 13	10.0 14	4.0 8	0.0 0	2.0 6	0.0 0	0.0 0	37.0 44						
DEC	11.0 0	3.0 1	6.0 3	12.0 12	4.0 6	2.0 4	0.0 0	5.0 15	10.0 37	0.0 0	53.0 78						
YEAR	394.0 0	150.0 47	458.0 250	421.0 422	325.0 487	199.0 398	157.0 395	148.0 446	348.0 1339	36.0 187	2636.0 3971						

* 1976 COMBINED ANGLER SUCCESS LEVEL *

STATISTICAL AREA : 15 & 16

	CATCH PER ANGLER DAY																					
	0.0		0.001 TO 0.350		0.351 TO 0.750		0.751 TO 1.250		1.251 TO 1.750		1.751 TO 2.250		2.251 TO 2.750		2.751 TO 3.250		3.251 TO 4.000		4.001 +		TOTAL	
	# OF ANGLER DAYS	# OF FISH	# OF ANGLER DAYS	# OF FISH	# OF ANGLER DAYS	# OF FISH	# OF ANGLER DAYS	# OF FISH	# OF ANGLER DAYS	# OF FISH	# OF ANGLER DAYS	# OF FISH	# OF ANGLER DAYS	# OF FISH	# OF ANGLER DAYS	# OF FISH	# OF ANGLER DAYS	# OF FISH	# OF ANGLER DAYS	# OF FISH	# OF ANGLER DAYS	
JAN	19.0 0		3.0 1		2.0 1		2.0 2		2.0 3		1.0 2		0.0 0		0.0 0		0.0 0		0.0 0		29.0 9	
FEB	7.0 0		0.0 0		4.0 2		3.0 3		0.0 0		2.0 4		0.0 0		0.0 0		0.0 0		0.0 0		16.0 9	
MAR	9.0 0		0.0 0		4.0 2		4.0 4		0.0 0		2.0 4		0.0 0		0.0 0		0.0 0		0.0 0		19.0 10	
APR	12.0 0		7.0 2		18.0 10		10.0 10		15.0 23		13.0 26		6.0 15		4.0 12		12.0 48		0.0 0		97.0 146	
MAY	11.0 0		3.0 1		14.0 7		38.0 39		13.0 20		12.0 24		18.0 44		4.0 12		16.0 64		0.0 0		129.0 211	
JUN	16.0 0		23.0 7		20.0 11		21.0 21		25.0 38		21.0 42		20.0 50		4.0 12		22.0 87		0.0 0		172.0 268	
JUL	44.0 0		42.0 12		60.0 32		47.0 50		34.0 53		30.0 60		18.0 45		6.0 18		39.0 151		4.0 21		324.0 442	
AUG	29.0 0		25.0 7		54.0 31		77.0 80		43.0 65		41.0 83		43.0 108		18.0 54		28.0 106		0.0 0		358.0 534	
SEP	24.0 0		3.0 1		30.0 16		27.0 27		26.0 39		6.0 12		19.0 49		12.0 36		11.0 44		0.0 0		158.0 224	
OCT	3.0 0		0.0 0		4.0 2		9.0 10		6.0 9		14.0 28		0.0 0		0.0 0		4.0 14		1.0 6		41.0 69	
NOV	5.0 0		0.0 0		2.0 1		3.0 3		0.0 0		3.0 6		0.0 0		0.0 0		3.0 12		0.0 0		16.0 22	
DEC	4.0 0		3.0 1		12.0 6		3.0 3		0.0 0		0.0 0		0.0 0		0.0 0		0.0 0		0.0 0		22.0 10	
YEAR	183.0 0		109.0 32		224.0 121		244.0 252		164.0 250		145.0 291		124.0 311		48.0 144		135.0 526		5.0 27		1381.0 1954	

* 1976 COMBINED ANGLER SUCCESS LEVEL *

STATISTICAL AREA : 19 & 20

	CATCH PER ANGLER DAY											
	0.0	0.001 TO 0.350	0.351 TO 0.750	0.751 TO 1.250	1.251 TO 1.750	1.751 TO 2.250	2.251 TO 2.750	2.751 TO 3.250	3.251 TO 4.000	4.001 +	TOTAL	
	# OF ANGLER DAYS	# OF ANGLER DAYS	# OF ANGLER DAYS	# OF ANGLER DAYS	# OF ANGLER DAYS	# OF ANGLER DAYS	# OF ANGLER DAYS	# OF ANGLER DAYS	# OF ANGLER DAYS	# OF ANGLER DAYS	# OF ANGLER DAYS	# OF ANGLER DAYS
JAN	14.0 0	0.0 0	7.0 4	11.0 11	3.0 5	4.0 8	0.0 0	0.0 0	16.0 64	0.0 0	55.0 92	
FEB	4.0 0	0.0 0	6.0 3	11.0 11	0.0 0	6.0 12	2.0 5	1.0 3	6.0 24	0.0 0	36.0 58	
MAR	1.0 0	0.0 0	0.0 0	7.0 7	0.0 0	1.0 2	0.0 0	0.0 0	0.0 0	0.0 0	9.0 9	
APR	2.0 0	0.0 0	4.0 2	13.0 13	0.0 0	6.0 12	0.0 0	1.0 3	4.0 15	0.0 0	30.0 45	
MAY	13.0 0	9.0 2	11.0 6	9.0 9	4.0 6	7.0 14	2.0 5	2.0 6	4.0 16	0.0 0	61.0 64	
JUN	16.0 0	0.0 0	12.0 6	17.0 17	7.0 11	3.0 6	0.0 0	2.0 6	5.0 19	0.0 0	62.0 65	
JUL	17.0 0	0.0 0	14.0 8	13.0 14	4.0 6	19.0 38	4.0 10	4.0 12	8.0 32	0.0 0	83.0 120	
AUG	12.0 0	4.0 1	17.0 10	10.0 11	25.0 40	13.0 26	4.0 10	3.0 9	7.0 28	0.0 0	95.0 135	
SEP	15.0 0	0.0 0	0.0 0	12.0 12	0.0 0	1.0 2	0.0 0	0.0 0	0.0 0	0.0 0	28.0 14	
OCT	8.0 0	0.0 0	8.0 4	10.0 11	5.0 7	6.0 12	0.0 0	2.0 6	3.0 12	0.0 0	42.0 52	
NOV	14.0 0	0.0 0	0.0 0	10.0 10	4.0 6	12.0 24	7.0 18	7.0 21	16.0 63	0.0 0	70.0 142	
DEC	6.0 0	6.0 2	6.0 3	15.0 15	10.0 15	9.0 18	4.0 10	10.0 30	23.0 90	0.0 0	89.0 183	
YEAR	122.0 0	19.0 5	85.0 46	138.0 141	62.0 96	87.0 174	23.0 58	32.0 96	92.0 363	0.0 0	660.0 979	

* 1976 COMBINED ANGLER SUCCESS LEVEL *

STATISTICAL AREA : 28 & 29

	CATCH PER ANGLER DAY														TOTAL							
	0.0		0.001 TO 0.350		0.351 TO 0.750		0.751 TO 1.250		1.251 TO 1.750		1.751 TO 2.250		2.251 TO 2.750				2.751 TO 3.250		3.251 TO 4.000		4.001 +	
	# OF ANGLER DAYS	# OF FISH	# OF ANGLER DAYS	# OF FISH	# OF ANGLER DAYS	# OF FISH	# OF ANGLER DAYS	# OF FISH	# OF ANGLER DAYS	# OF FISH	# OF ANGLER DAYS	# OF FISH	# OF ANGLER DAYS	# OF FISH	# OF ANGLER DAYS	# OF FISH	# OF ANGLER DAYS	# OF FISH	# OF ANGLER DAYS	# OF FISH	# OF ANGLER DAYS	# OF FISH
JAN	7.0	0	0.0	0	6.0	3	6.0	6	4.0	6	9.0	18	0.0	0	2.0	6	0.0	0	0.0	0	34.0	39
FEB	2.0	0	6.0	2	9.0	5	9.0	9	2.0	3	1.0	2	2.0	5	2.0	6	3.0	12	0.0	0	36.0	44
MAR	11.0	0	0.0	0	0.0	0	5.0	5	4.0	6	5.0	10	0.0	0	0.0	0	3.0	12	0.0	0	28.0	33
APR	17.0	0	0.0	0	8.0	4	6.0	6	14.0	20	4.0	8	0.0	0	3.0	9	5.0	20	0.0	0	57.0	67
MAY	19.0	0	3.0	1	16.0	8	11.0	11	4.0	6	7.0	14	4.0	10	5.0	15	7.0	27	0.0	0	76.0	92
JUN	22.0	0	0.0	0	11.0	6	15.0	15	8.0	12	9.0	18	6.0	15	11.0	33	24.0	94	0.0	0	106.0	193
JUL	35.0	0	6.0	2	15.0	8	14.0	14	20.0	31	17.0	34	10.0	26	5.0	15	26.0	103	0.0	0	148.0	233
AUG	12.0	0	5.0	1	22.0	11	29.0	29	8.0	12	19.0	38	9.0	23	10.0	30	12.0	47	0.0	0	126.0	191
SEP	27.0	0	6.0	2	8.0	4	19.0	19	0.0	0	7.0	14	0.0	0	3.0	9	3.0	12	2.0	9	75.0	69
OCT	13.0	0	0.0	0	7.0	4	7.0	7	6.0	9	6.0	12	5.0	13	4.0	12	8.0	31	0.0	0	56.0	88
NOV	5.0	0	0.0	0	2.0	1	14.0	14	12.0	17	6.0	12	11.0	27	5.0	15	17.0	67	0.0	0	72.0	153
DEC	0.0	0	3.0	1	11.0	6	20.0	21	12.0	18	1.0	2	6.0	15	7.0	21	39.0	152	0.0	0	99.0	236
YEAR	170.0	0	29.0	9	115.0	60	155.0	156	94.0	140	91.0	182	53.0	134	57.0	171	147.0	577	2.0	9	913.0	1438

STATISTICAL AREA : ALL

	CATCH PER ANGLER DAY																					
	0.0		0.001 TO 0.350		0.351 TO 0.750		0.751 TO 1.250		1.251 TO 1.750		1.751 TO 2.250		2.251 TO 2.750		2.751 TO 3.250		3.251 TO 4.000		4.001 +		TOTAL	
	# OF ANGLER DAYS	# OF FISH	# OF ANGLER DAYS	# OF FISH	# OF ANGLER DAYS	# OF FISH	# OF ANGLER DAYS	# OF FISH	# OF ANGLER DAYS	# OF FISH	# OF ANGLER DAYS	# OF FISH	# OF ANGLER DAYS	# OF FISH	# OF ANGLER DAYS	# OF FISH	# OF ANGLER DAYS	# OF FISH	# OF ANGLER DAYS	# OF FISH	# OF ANGLER DAYS	
JAN	53.0 0		12.0 4		29.0 16		30.0 30		26.0 40		20.0 40		7.0 17		21.0 64		41.0 162		0.0 0		239.0 373	
FEB	19.0 0		17.0 5		30.0 17		39.0 39		31.0 46		11.0 22		7.0 17		8.0 24		19.0 76		0.0 0		181.0 246	
MAR	42.0 0		12.0 4		20.0 11		29.0 29		12.0 19		21.0 42		2.0 5		4.0 12		16.0 64		0.0 0		158.0 186	
APR	54.0 0		13.0 4		63.0 34		55.0 56		52.0 78		38.0 76		11.0 28		31.0 93		103.0 404		4.0 25		424.0 798	
MAY	115.0 0		41.0 12		115.0 61		150.0 150		84.0 125		65.0 131		45.0 110		40.0 122		102.0 399		6.0 27		763.0 1137	
JUN	180.0 0		50.0 15		190.0 103		174.0 175		140.0 211		102.0 204		58.0 145		55.0 165		173.0 678		4.0 18		1126.0 1714	
JUL	236.0 0		102.0 30		257.0 139		258.0 262		173.0 261		146.0 292		111.0 281		88.0 264		191.0 729		18.0 93		1580.0 2351	
AUG	202.0 0		80.0 23		265.0 146		332.0 335		225.0 341		151.0 304		124.0 313		105.0 315		163.0 620		6.0 36		1653.0 2433	
SEP	129.0 0		22.0 7		106.0 57		139.0 139		92.0 138		71.0 142		50.0 127		57.0 171		59.0 229		6.0 29		731.0 1039	
OCT	82.0 0		17.0 5		76.0 42		83.0 86		68.0 103		50.0 100		33.0 82		20.0 60		52.0 199		1.0 6		482.0 683	
NOV	67.0 0		7.0 2		29.0 15		50.0 51		37.0 54		35.0 70		20.0 50		32.0 97		45.0 178		0.0 0		322.0 517	
DEC	38.0 0		15.0 5		48.0 25		73.0 74		34.0 51		16.0 32		18.0 45		38.0 114		121.0 468		1.0 8		402.0 822	
YEAR	1217.0 0		388.0 116		1228.0 666		1412.0 1426		974.0 1467		726.0 1455		486.0 1220		499.0 1501		1085.0 4206		46.0 242		8061.0 12299	

Appendix D. Angler Logbook Entries Tables.

* 1974 ANGLER LOGBOOK ENTRIES *

ANGLER CODE: RA08

STATISTICAL AREAS FISHED: 13

1974	JAN	FEB	MAR	APR	MAY	JUN	JUL	AUG	SEP	OCT	NOV	DEC	TOTAL
CHINOOK	0 (0)	0 (0)	0 (0)	0 (0)	0 (0)	1 (0)	0 (0)	0 (0)	0 (0)	0 (0)	0 (0)	0 (0)	1 (0)
COHO	0 (0)	0 (0)	0 (0)	0 (0)	0 (0)	11 (3)	0 (0)	0 (0)	0 (0)	0 (0)	0 (0)	0 (0)	11 (3)
ANGLER DAYS	0.0	0.0	0.0	0.0	0.0	*****	0.0	0.0	0.0	0.0	0.0	0.0	*****
BOAT DAYS	0	0	0	0	0	*****	0	0	0	0	0	0	*****

ANGLER CODE: RA09

STATISTICAL AREAS FISHED: 13

1974	JAN	FEB	MAR	APR	MAY	JUN	JUL	AUG	SEP	OCT	NOV	DEC	TOTAL
CHINOOK	0 (0)	0 (0)	0 (0)	0 (0)	0 (0)	0 (0)	5 (1)	0 (0)	0 (0)	0 (0)	0 (0)	0 (0)	5 (1)
COHO	0 (0)	0 (0)	0 (0)	0 (0)	0 (0)	5 (0)	4 (0)	0 (0)	0 (0)	0 (0)	0 (0)	0 (0)	9 (0)
ANGLER DAYS	0.0	0.0	0.0	0.0	0.0	*****	*****	0.0	0.0	0.0	0.0	0.0	*****
BOAT DAYS	0	0	0	0	0	*****	*****	0	0	0	0	0	*****

***** OLD TYPE LOGBOOK RECORD : DOES NOT APPLY.

* 1974 ANGLER LOGBOOK ENTRIES *

ANGLER CODE: RA10

STATISTICAL AREAS FISHED: 13

1974	JAN	FEB	MAR	APR	MAY	JUN	JUL	AUG	SEP	OCT	NOV	DEC	TOTAL
CHINOOK	0 (0)	0 (0)	0 (0)	0 (0)	0 (0)	1 (0)	28 (2)	46 (0)	0 (0)	0 (0)	0 (0)	0 (0)	75 (2)
COHO	0 (0)	0 (0)	0 (0)	0 (0)	0 (0)	19 (1)	14 (0)	108 (3)	0 (0)	0 (0)	0 (0)	0 (0)	141 (4)
ANGLER DAYS	0.0	0.0	0.0	0.0	0.0	*****	*****	*****	0.0	0.0	0.0	0.0	*****
BOAT DAYS	0	0	0	0	0	*****	*****	*****	0	0	0	0	*****

ANGLER CODE: RA11

STATISTICAL AREAS FISHED: 13

1974	JAN	FEB	MAR	APR	MAY	JUN	JUL	AUG	SEP	OCT	NOV	DEC	TOTAL
CHINOOK	0 (0)	0 (0)	0 (0)	0 (0)	0 (0)	0 (0)	3 (0)	1 (0)	2 (0)	0 (0)	0 (0)	0 (0)	6 (0)
COHO	0 (0)	0 (0)	0 (0)	0 (0)	0 (0)	18 (1)	1 (0)	9 (0)	1 (0)	0 (0)	0 (0)	0 (0)	29 (1)
ANGLER DAYS	0.0	0.0	0.0	0.0	0.0	*****	*****	*****	*****	0.0	0.0	0.0	*****
BOAT DAYS	0	0	0	0	0	*****	*****	*****	*****	0	0	0	*****

***** OLD TYPE LOGBOOK RECORD : DOES NOT APPLY.

* 1974 ANGLER LOGBOOK ENTRIES *

ANGLER CODE: RA12

STATISTICAL AREAS FISHED: 13

1974	JAN	FEB	MAR	APR	MAY	JUN	JUL	AUG	SEP	OCT	NOV	DEC	TOTAL
CHINOOK	0 (0)	0 (0)	0 (0)	0 (0)	0 (0)	1 (0)	0 (0)	4 (0)	3 (0)	0 (0)	0 (0)	0 (0)	8 (0)
COHO	0 (0)	0 (0)	0 (0)	0 (0)	15 (0)	6 (0)	14 (0)	21 (1)	9 (0)	0 (0)	0 (0)	0 (0)	65 (1)
ANGLER DAYS	0.0	0.0	0.0	0.0	*****	*****	*****	*****	*****	0.0	0.0	0.0	*****
BOAT DAYS	0	0	0	0	*****	*****	*****	*****	*****	0	0	0	*****

ANGLER CODE: RA13

STATISTICAL AREAS FISHED: 13

1974	JAN	FEB	MAR	APR	MAY	JUN	JUL	AUG	SEP	OCT	NOV	DEC	TOTAL
CHINOOK	0 (0)	0 (0)	0 (0)	0 (0)	0 (0)	2 (0)	3 (0)	5 (0)	0 (0)	0 (0)	0 (0)	0 (0)	10 (0)
COHO	0 (0)	0 (0)	0 (0)	0 (0)	0 (0)	18 (0)	8 (0)	16 (0)	0 (0)	0 (0)	0 (0)	0 (0)	42 (0)
ANGLER DAYS	0.0	0.0	0.0	0.0	0.0	*****	*****	*****	0.0	0.0	0.0	0.0	*****
BOAT DAYS	0	0	0	0	0	*****	*****	*****	0	0	0	0	*****

***** OLD TYPE LOGBOOK RECORD : DOES NOT APPLY.

* 1974 ANGLER LOGBOOK ENTRIES *

ANGLER CODE: RA15

STATISTICAL AREAS FISHED: 13

1974	JAN	FEB	MAR	APR	MAY	JUN	JUL	AUG	SEP	OCT	NOV	DEC	TOTAL
CHINOOK	0 (0)	0 (0)	0 (0)	1 (0)	4 (0)	4 (0)	7 (3)	7 (0)	0 (0)	0 (0)	0 (0)	0 (0)	23 (3)
COHO	0 (0)	0 (0)	0 (0)	0 (0)	2 (0)	97 (8)	41 (1)	35 (1)	3 (0)	0 (0)	0 (0)	0 (0)	178 (10)
ANGLER DAYS	0.0	0.0	0.0	*****	*****	*****	*****	*****	*****	0.0	0.0	0.0	*****
BOAT DAYS	0	0	0	*****	*****	*****	*****	*****	*****	0	0	0	*****

ANGLER CODE: PA24

STATISTICAL AREAS FISHED: 13 14

1974	JAN	FEB	MAR	APR	MAY	JUN	JUL	AUG	SEP	OCT	NOV	DEC	TOTAL
CHINOOK	0 (0)	0 (0)	0 (0)	0 (0)	0 (0)	0 (0)	3 (0)	0 (0)	5 (0)	25 (1)	0 (0)	0 (0)	33 (1)
COHO	0 (0)	0 (0)	0 (0)	12 (0)	16 (0)	0 (0)	3 (0)	3 (0)	2 (0)	15 (0)	0 (0)	0 (0)	51 (0)
ANGLER DAYS	0.0	0.0	0.0	*****	*****	0.0	*****	*****	*****	*****	0.0	0.0	*****
BOAT DAYS	0	0	0	*****	*****	0	*****	*****	*****	*****	0	0	*****

***** OLD TYPE LOGBOOK RECORD : DOES NOT APPLY.

* 1974 ANGLER LOGBOOK ENTRIES *

ANGLER CODE: CA11

STATISTICAL AREAS FISHED: 13 14 15

1974	JAN	FEB	MAR	APR	MAY	JUN	JUL	AUG	SEP	OCT	NOV	DEC	TOTAL
CHINOOK	0 (0)	0 (0)	0 (0)	0 (0)	0 (0)	0 (0)	0 (0)	6 (0)	1 (0)	0 (0)	0 (0)	0 (0)	7 (0)
COHO	0 (0)	0 (0)	0 (0)	0 (0)	0 (0)	0 (0)	27 (2)	76 (1)	20 (0)	3 (0)	0 (0)	0 (0)	126 (3)
ANGLER DAYS	0.0	0.0	0.0	0.0	0.0	0.0	*****	*****	*****	*****	0.0	0.0	*****
BOAT DAYS	0	0	0	0	0	0	*****	*****	*****	*****	0	0	*****

ANGLER CODE: TA03

STATISTICAL AREAS FISHED: 13 16

1974	JAN	FEB	MAR	APR	MAY	JUN	JUL	AUG	SEP	OCT	NOV	DEC	TOTAL
CHINOOK	0 (0)	0 (0)	0 (0)	1 (1)	3 (0)	1 (0)	10 (1)	11 (2)	2 (1)	0 (0)	0 (0)	0 (0)	28 (5)
COHO	0 (0)	0 (0)	0 (0)	0 (0)	0 (0)	0 (0)	12 (0)	21 (0)	27 (3)	0 (0)	0 (0)	0 (0)	60 (3)
ANGLER DAYS	0.0	0.0	0.0	*****	*****	*****	*****	*****	*****	0.0	0.0	0.0	*****
BOAT DAYS	0	0	0	*****	*****	*****	*****	*****	*****	0	0	0	*****

***** OLD TYPE LOGBOOK RECORD : DOES NOT APPLY.

* 1974 ANGLER LOGBOOK ENTRIES *

ANGLER CODE: MA15

STATISTICAL AREAS FISHED: 13 16 28 29

1974	JAN	FEB	MAR	APR	MAY	JUN	JUL	AUG	SEP	OCT	NOV	DEC	TOTAL
CHINOOK	0 (0)	0 (0)	0 (0)	0 (0)	13 (0)	7 (0)	1 (0)	3 (0)	4 (0)	0 (0)	4 (1)	0 (0)	32 (1)
COHO	0 (0)	0 (0)	0 (0)	0 (0)	10 (1)	3 (0)	0 (0)	4 (0)	2 (0)	0 (0)	0 (0)	0 (0)	19 (1)
ANGLER DAYS	0.0	0.0	0.0	0.0	*****	*****	*****	*****	*****	0.0	*****	0.0	*****
BOAT DAYS	0	0	0	0	*****	*****	*****	*****	*****	0	*****	0	*****

ANGLER CODE: DA08

STATISTICAL AREAS FISHED: 13 17 18

1974	JAN	FEB	MAR	APR	MAY	JUN	JUL	AUG	SEP	OCT	NOV	DEC	TOTAL
CHINOOK	46 (3)	17 (0)	15 (0)	19 (2)	11 (1)	10 (0)	22 (0)	22 (1)	10 (0)	0 (0)	0 (0)	0 (0)	172 (7)
COHO	0 (0)	0 (0)	0 (0)	6 (0)	0 (0)	16 (1)	0 (0)	1 (0)	0 (0)	0 (0)	0 (0)	0 (0)	23 (1)
ANGLER DAYS	*****	*****	*****	*****	*****	*****	*****	*****	*****	0.0	0.0	0.0	*****
BOAT DAYS	*****	*****	*****	*****	*****	*****	*****	*****	*****	0	0	0	*****

***** OLD TYPE LOGBOOK RECORD : DOES NOT APPLY.

* 1974 ANGLER LOGBOOK ENTRIES *

ANGLER CODE: CA01

STATISTICAL AREAS FISHED: 14

1974	JAN	FEB	MAR	APR	MAY	JUN	JUL	AUG	SEP	OCT	NOV	DEC	TOTAL
CHINOOK	0 (0)	0 (0)	0 (0)	0 (0)	0 (0)	0 (0)	0 (0)	0 (0)	0 (0)	0 (0)	0 (0)	0 (0)	0 (0)
COHO	0 (0)	0 (0)	0 (0)	0 (0)	10 (0)	20 (2)	10 (1)	3 (0)	16 (2)	4 (1)	0 (0)	0 (0)	63 (6)
ANGLER DAYS	0.0	0.0	0.0	0.0	*****	*****	*****	*****	*****	*****	0.0	0.0	*****
BOAT DAYS	0	0	0	0	*****	*****	*****	*****	*****	*****	0	0	*****

ANGLER CODE: CA43

STATISTICAL AREAS FISHED: 14

1974	JAN	FEB	MAR	APR	MAY	JUN	JUL	AUG	SEP	OCT	NOV	DEC	TOTAL
CHINOOK	0 (0)	0 (0)	0 (0)	0 (0)	0 (0)	0 (0)	0 (0)	31 (1)	12 (0)	12 (0)	0 (0)	0 (0)	55 (1)
COHO	0 (0)	0 (0)	0 (0)	0 (0)	0 (0)	0 (0)	0 (0)	75 (2)	26 (0)	11 (0)	0 (0)	0 (0)	112 (2)
ANGLER DAYS	0.0	0.0	0.0	0.0	0.0	0.0	0.0	*****	*****	*****	0.0	0.0	*****
BOAT DAYS	0	0	0	0	0	0	0	*****	*****	*****	0	0	*****

***** OLD TYPE LOGBOOK RECORD : DOES NOT APPLY.

* 1974 ANGLER LOGBOOK ENTRIES *

ANGLER CODE: CA44

STATISTICAL AREAS FISHED: 14

1974	JAN	FEB	MAR	APR	MAY	JUN	JUL	AUG	SEP	OCT	NOV	DEC	TOTAL
CHINOOK	0 (0)	0 (0)	0 (0)	0 (0)	2 (0)	1 (0)	2 (0)	4 (0)	0 (0)	0 (0)	0 (0)	0 (0)	9 (0)
COHO	0 (0)	0 (0)	0 (0)	0 (0)	71 (3)	19 (2)	41 (0)	14 (1)	0 (0)	0 (0)	0 (0)	0 (0)	145 (6)
ANGLER DAYS	0.0	0.0	0.0	0.0	*****	*****	*****	*****	0.0	0.0	0.0	0.0	*****
BOAT DAYS	0	0	0	0	*****	*****	*****	*****	0	0	0	0	*****

ANGLER CODE: CB11

STATISTICAL AREAS FISHED: 14

1974	JAN	FEB	MAR	APR	MAY	JUN	JUL	AUG	SEP	OCT	NOV	DEC	TOTAL
CHINOOK	0 (0)	0 (0)	0 (0)	0 (0)	0 (0)	3 (0)	1 (0)	0 (0)	0 (0)	0 (0)	0 (0)	0 (0)	4 (0)
COHO	0 (0)	0 (0)	0 (0)	0 (0)	18 (0)	34 (1)	22 (2)	0 (0)	0 (0)	0 (0)	0 (0)	0 (0)	74 (3)
ANGLER DAYS	0.0	0.0	0.0	0.0	*****	*****	*****	0.0	0.0	0.0	0.0	0.0	*****
BOAT DAYS	0	0	0	0	*****	*****	*****	0	0	0	0	0	*****

***** OLD TYPE LOGBOOK RECORD : DOES NOT APPLY.

* 1974 ANGLER LOGBOOK ENTRIES *

ANGLER CODE: MA33

STATISTICAL AREAS FISHED: 14

1974	JAN	FEB	MAR	APR	MAY	JUN	JUL	AUG	SEP	OCT	NOV	DEC	TOTAL
CHINOOK	0 (0)	0 (0)	0 (0)	0 (0)	0 (0)	7 (0)	0 (0)	0 (0)	1 (0)	1 (0)	0 (0)	0 (0)	9 (0)
COHO	0 (0)	0 (0)	0 (0)	0 (0)	21 (0)	7 (0)	23 (1)	36 (1)	0 (0)	8 (0)	0 (0)	0 (0)	95 (2)
ANGLER DAYS	0.0	0.0	0.0	0.0	*****	*****	*****	*****	*****	*****	0.0	0.0	*****
BOAT DAYS	0	0	0	0	*****	*****	*****	*****	*****	*****	0	0	*****

ANGLER CODE: PA01

STATISTICAL AREAS FISHED: 14

1974	JAN	FEB	MAR	APR	MAY	JUN	JUL	AUG	SEP	OCT	NOV	DEC	TOTAL
CHINOOK	0 (0)	0 (0)	0 (0)	2 (0)	23 (1)	31 (0)	12 (1)	2 (1)	0 (0)	0 (0)	0 (0)	0 (0)	70 (3)
COHO	0 (0)	0 (0)	0 (0)	71 (4)	55 (2)	24 (2)	101 (2)	49 (1)	0 (0)	0 (0)	0 (0)	0 (0)	300 (11)
ANGLER DAYS	0.0	0.0	0.0	*****	*****	*****	*****	*****	0.0	0.0	0.0	0.0	*****
BOAT DAYS	0	0	0	*****	*****	*****	*****	*****	0	0	0	0	*****

***** OLD TYPE LOGBOOK RECORD : DOES NOT APPLY.

* 1974 ANGLER LOGBOOK ENTRIES *

ANGLER CODE: PA02

STATISTICAL AREAS FISHED: 14

1974	JAN	FEB	MAR	APR	MAY	JUN	JUL	AUG	SEP	OCT	NOV	DEC	TOTAL
CHINOOK	0 (0)	0 (0)	0 (0)	0 (0)	0 (0)	0 (0)	3 (2)	8 (1)	16 (3)	0 (0)	1 (0)	5 (0)	33 (6)
COHO	0 (0)	0 (0)	0 (0)	0 (0)	0 (0)	0 (0)	19 (1)	36 (2)	31 (3)	0 (0)	0 (0)	0 (0)	86 (6)
ANGLER DAYS	0.0	0.0	0.0	0.0	0.0	0.0	*****	*****	*****	0.0	*****	*****	*****
BOAT DAYS	0	0	0	0	0	0	*****	*****	*****	0	*****	*****	*****

ANGLER CODE: PA03

STATISTICAL AREAS FISHED: 14

1974	JAN	FEB	MAR	APR	MAY	JUN	JUL	AUG	SEP	OCT	NOV	DEC	TOTAL
CHINOOK	0 (0)	0 (0)	0 (0)	0 (0)	0 (0)	0 (0)	0 (0)	0 (0)	0 (0)	0 (0)	0 (0)	0 (0)	0 (0)
COHO	0 (0)	0 (0)	0 (0)	0 (0)	11 (1)	0 (0)	0 (0)	0 (0)	0 (0)	0 (0)	0 (0)	0 (0)	11 (1)
ANGLER DAYS	0.0	0.0	0.0	0.0	*****	0.0	0.0	0.0	0.0	0.0	0.0	0.0	*****
BOAT DAYS	0	0	0	0	*****	0	0	0	0	0	0	0	*****

***** OLD TYPE LOGBOOK RECORD : DOES NOT APPLY.

* 1974 ANGLER LOGBOOK ENTRIES *

ANGLER CODE: PA04

STATISTICAL AREAS FISHED: 14

1974	JAN	FEB	MAR	APR	MAY	JUN	JUL	AUG	SEP	OCT	NOV	DEC	TOTAL
CHINOOK	0 (0)	0 (0)	0 (0)	0 (0)	0 (0)	0 (0)	0 (0)	0 (0)	5 (0)	0 (0)	0 (0)	0 (0)	5 (0)
COHO	0 (0)	0 (0)	0 (0)	0 (0)	0 (0)	0 (0)	0 (0)	0 (0)	66 (2)	0 (0)	0 (0)	0 (0)	66 (2)
ANGLER DAYS	0.0	0.0	0.0	0.0	0.0	0.0	0.0	0.0	*****	0.0	0.0	0.0	*****
BOAT DAYS	0	0	0	0	0	0	0	0	*****	0	0	0	*****

ANGLER CODE: PA08

STATISTICAL AREAS FISHED: 14

1974	JAN	FEB	MAR	APR	MAY	JUN	JUL	AUG	SEP	OCT	NOV	DEC	TOTAL
CHINOOK	0 (0)	0 (0)	0 (0)	0 (0)	0 (0)	0 (0)	0 (0)	0 (0)	0 (0)	0 (0)	0 (0)	0 (0)	0 (0)
COHO	0 (0)	0 (0)	0 (0)	2 (1)	5 (0)	30 (1)	0 (0)	0 (0)	0 (0)	0 (0)	0 (0)	0 (0)	37 (2)
ANGLER DAYS	0.0	0.0	0.0	*****	*****	*****	0.0	0.0	0.0	0.0	0.0	0.0	*****
BOAT DAYS	0	0	0	*****	*****	*****	0	0	0	0	0	0	*****

***** OLD TYPE LOGBOOK RECORD : DOES NOT APPLY.

* 1974 ANGLER LOGBOOK ENTRIES *

ANGLER CODE: PA13

STATISTICAL AREAS FISHED: 14

1974	JAN	FEB	MAR	APR	MAY	JUN	JUL	AUG	SEP	OCT	NOV	DEC	TOTAL
CHINOOK	0 (0)	0 (0)	0 (0)	0 (0)	0 (0)	0 (0)	0 (0)	0 (0)	0 (0)	0 (0)	13 (0)	23 (0)	36 (0)
COHO	0 (0)	0 (0)	0 (0)	0 (0)	0 (0)	0 (0)	0 (0)	0 (0)	0 (0)	0 (0)	0 (0)	0 (0)	0 (0)
ANGLER DAYS	0.0	0.0	0.0	0.0	0.0	0.0	0.0	0.0	0.0	0.0	*****	*****	*****
BOAT DAYS	0	0	0	0	0	0	0	0	0	0	*****	*****	*****

ANGLER CODE: PA14

STATISTICAL AREAS FISHED: 14

1974	JAN	FEB	MAR	APR	MAY	JUN	JUL	AUG	SEP	OCT	NOV	DEC	TOTAL
CHINOOK	0 (0)	0 (0)	0 (0)	0 (0)	0 (0)	0 (0)	0 (0)	0 (0)	0 (0)	0 (0)	0 (0)	0 (0)	0 (0)
COHO	0 (0)	0 (0)	0 (0)	0 (0)	10 (2)	0 (0)	1 (0)	0 (0)	0 (0)	0 (0)	0 (0)	0 (0)	11 (2)
ANGLER DAYS	0.0	0.0	0.0	0.0	*****	0.0	*****	0.0	0.0	0.0	0.0	0.0	*****
BOAT DAYS	0	0	0	0	*****	0	*****	0	0	0	0	0	*****

***** OLD TYPE LOGBOOK RECORD : DOES NOT APPLY.

* 1974 ANGLER LOGBOOK ENTRIES *

ANGLER CODE: PA18

STATISTICAL AREAS FISHED: 14

1974	JAN	FEB	MAR	APR	MAY	JUN	JUL	AUG	SEP	OCT	NOV	DEC	TOTAL
CHINOOK	0 (0)	0 (0)	0 (0)	0 (0)	1 (0)	0 (0)	0 (0)	7 (0)	0 (0)	0 (0)	0 (0)	0 (0)	8 (0)
COHO	0 (0)	0 (0)	0 (0)	8 (0)	16 (0)	6 (0)	0 (0)	20 (0)	0 (0)	0 (0)	0 (0)	0 (0)	50 (0)
ANGLER DAYS	0.0	0.0	0.0	*****	*****	*****	0.0	*****	0.0	0.0	0.0	0.0	*****
BDAT DAYS	0	0	0	*****	*****	*****	0	*****	0	0	0	0	*****

ANGLER CODE: PA22

STATISTICAL AREAS FISHED: 14

1974	JAN	FEB	MAR	APR	MAY	JUN	JUL	AUG	SEP	OCT	NOV	DEC	TOTAL
CHINOOK	0 (0)	0 (0)	0 (0)	3 (0)	1 (0)	1 (0)	2 (0)	0 (0)	0 (0)	0 (0)	0 (0)	0 (0)	7 (0)
CDHO	0 (0)	0 (0)	0 (0)	14 (1)	53 (1)	34 (2)	18 (0)	0 (0)	0 (0)	0 (0)	0 (0)	0 (0)	119 (4)
ANGLER DAYS	0.0	0.0	0.0	*****	*****	*****	*****	0.0	0.0	0.0	0.0	0.0	*****
BOAT DAYS	0	0	0	*****	*****	*****	*****	0	0	0	0	0	*****

***** OLD TYPE LOGBOOK RECORD : DOES NOT APPLY.

* 1974 ANGLER LOGBOOK ENTRIES *

ANGLER CODE: PA23

STATISTICAL AREAS FISHED: 14

1974	JAN	FEB	MAR	APR	MAY	JUN	JUL	AUG	SEP	OCT	NOV	DEC	TOTAL
CHINOOK	0 (0)	0 (0)	0 (0)	0 (0)	0 (0)	3 (0)	0 (0)	0 (0)	0 (0)	0 (0)	0 (0)	0 (0)	3 (0)
COHO	0 (0)	0 (0)	0 (0)	21 (1)	18 (0)	19 (1)	0 (0)	0 (0)	0 (0)	0 (0)	0 (0)	0 (0)	58 (2)
ANGLER DAYS	0.0	0.0	0.0	*****	*****	*****	0.0	0.0	0.0	0.0	0.0	0.0	*****
BOAT DAYS	0	0	0	*****	*****	*****	0	0	0	0	0	0	*****

ANGLER CODE: PA37

STATISTICAL AREAS FISHED: 14

1974	JAN	FEB	MAR	APR	MAY	JUN	JUL	AUG	SEP	OCT	NOV	DEC	TOTAL
CHINOOK	0 (0)	0 (0)	0 (0)	0 (0)	0 (0)	0 (0)	0 (0)	0 (0)	0 (0)	0 (0)	0 (0)	0 (0)	0 (0)
COHO	0 (0)	0 (0)	0 (0)	2 (0)	0 (0)	0 (0)	0 (0)	0 (0)	0 (0)	0 (0)	0 (0)	0 (0)	2 (0)
ANGLER DAYS	0.0	0.0	0.0	*****	0.0	0.0	0.0	0.0	0.0	0.0	0.0	0.0	*****
BOAT DAYS	0	0	0	*****	0	0	0	0	0	0	0	0	*****

***** OLD TYPE LOGBOOK RECORD : DOES NOT APPLY.

* 1974 ANGLER LOGBOOK ENTRIES *

ANGLER CODE: NA15

STATISTICAL AREAS FISHED: 14 15 16 17

1974	JAN	FEB	MAR	APR	MAY	JUN	JUL	AUG	SEP	OCT	NOV	DEC	TOTAL
CHINOOK	0 (0)	0 (0)	0 (0)	1 (0)	2 (0)	4 (0)	6 (0)	11 (0)	0 (0)	0 (0)	0 (0)	0 (0)	24 (0)
COHO	0 (0)	0 (0)	0 (0)	10 (0)	9 (0)	6 (1)	5 (2)	22 (1)	0 (0)	1 (0)	0 (0)	0 (0)	53 (4)
ANGLER DAYS	0.0	0.0	0.0	*****	*****	*****	*****	*****	0.0	*****	0.0	0.0	*****
BOAT DAYS	0	0	0	*****	*****	*****	*****	*****	0	*****	0	0	*****

ANGLER CODE: PA27

STATISTICAL AREAS FISHED: 14 16 17

1974	JAN	FEB	MAR	APR	MAY	JUN	JUL	AUG	SEP	OCT	NOV	DEC	TOTAL
CHINOOK	0 (0)	0 (0)	0 (0)	0 (0)	17 (1)	4 (0)	8 (0)	0 (0)	0 (0)	0 (0)	0 (0)	0 (0)	29 (1)
COHO	0 (0)	0 (0)	0 (0)	0 (0)	31 (6)	14 (0)	29 (1)	0 (0)	0 (0)	0 (0)	0 (0)	0 (0)	74 (7)
ANGLER DAYS	0.0	0.0	0.0	0.0	*****	*****	*****	0.0	0.0	0.0	0.0	0.0	*****
BOAT DAYS	0	0	0	0	*****	*****	*****	0	0	0	0	0	*****

***** OLD TYPE LOGBOOK RECORD : DOES NOT APPLY.

* 1974 ANGLER LOGBOOK ENTRIES *

ANGLER CODE: MA05

STATISTICAL AREAS FISHED: 14 16 28

1974	JAN	FEB	MAR	APR	MAY	JUN	JUL	AUG	SEP	OCT	NOV	DEC	TOTAL
CHINOOK	2 (0)	3 (0)	5 (0)	5 (0)	2 (0)	4 (0)	3 (1)	3 (0)	5 (0)	0 (0)	1 (0)	3 (0)	36 (1)
COHO	0 (0)	0 (0)	0 (0)	0 (0)	1 (0)	18 (1)	29 (2)	8 (0)	8 (0)	0 (0)	0 (0)	0 (0)	64 (3)
ANGLER DAYS	*****	*****	*****	*****	*****	*****	*****	*****	*****	0.0	*****	*****	*****
BOAT DAYS	*****	*****	*****	*****	*****	*****	*****	*****	*****	0	*****	*****	*****

ANGLER CODE: NA02

STATISTICAL AREAS FISHED: 14 17

1974	JAN	FEB	MAR	APR	MAY	JUN	JUL	AUG	SEP	OCT	NOV	DEC	TOTAL
CHINOOK	0 (0)	0 (0)	0 (0)	0 (0)	0 (0)	0 (0)	1 (0)	1 (0)	0 (0)	0 (0)	0 (0)	0 (0)	2 (0)
COHO	0 (0)	0 (0)	12 (1)	0 (0)	5 (0)	0 (0)	2 (0)	1 (0)	0 (0)	0 (0)	0 (0)	0 (0)	20 (1)
ANGLER DAYS	0.0	0.0	*****	0.0	*****	0.0	*****	*****	0.0	0.0	0.0	0.0	*****
BOAT DAYS	0	0	*****	0	*****	0	*****	*****	0	0	0	0	*****

***** OLD TYPE LOGBOOK RECORD : DOES NOT APPLY.

* 1974 ANGLER LOGBOOK ENTRIES *

ANGLER CODE: NA03

STATISTICAL AREAS FISHED: 14 17

1974	JAN	FEB	MAR	APR	MAY	JUN	JUL	AUG	SEP	OCT	NOV	DEC	TOTAL
CHINOOK	0 (0)	0 (0)	0 (0)	1 (0)	0 (0)	2 (0)	2 (0)	1 (0)	0 (0)	0 (0)	0 (0)	0 (0)	6 (0)
COHO	0 (0)	0 (0)	0 (0)	3 (0)	0 (0)	3 (0)	19 (0)	16 (1)	7 (0)	0 (0)	0 (0)	0 (0)	48 (1)
ANGLER DAYS	0.0	0.0	0.0	*****	0.0	*****	*****	*****	*****	0.0	0.0	0.0	*****
BOAT DAYS	0	0	0	*****	0	*****	*****	*****	*****	0	0	0	*****

ANGLER CODE: NA12

STATISTICAL AREAS FISHED: 14 17

1974	JAN	FEB	MAR	APR	MAY	JUN	JUL	AUG	SEP	OCT	NOV	DEC	TOTAL
CHINOOK	0 (0)	0 (0)	0 (0)	0 (0)	0 (0)	0 (0)	0 (0)	1 (0)	0 (0)	0 (0)	0 (0)	0 (0)	1 (0)
COHO	0 (0)	0 (0)	0 (0)	0 (0)	0 (0)	0 (0)	0 (0)	21 (2)	0 (0)	0 (0)	0 (0)	0 (0)	21 (2)
ANGLER DAYS	0.0	0.0	0.0	0.0	0.0	0.0	0.0	*****	0.0	0.0	0.0	0.0	*****
BOAT DAYS	0	0	0	0	0	0	0	*****	0	0	0	0	*****

***** OLD TYPE LOGBOOK RECORD : DOES NOT APPLY.

* 1974 ANGLER LOGBOOK ENTRIES *

ANGLER CODE: DA02

STATISTICAL AREAS FISHED: 14 17 18

1974	JAN	FEB	MAR	APR	MAY	JUN	JUL	AUG	SEP	OCT	NOV	DEC	TOTAL
CHINOOK	0 (0)	0 (0)	0 (0)	0 (0)	15 (1)	11 (0)	0 (0)	1 (0)	0 (0)	0 (0)	0 (0)	0 (0)	27 (1)
COHO	0 (0)	0 (0)	0 (0)	0 (0)	9 (0)	0 (0)	0 (0)	24 (1)	0 (0)	0 (0)	0 (0)	0 (0)	33 (1)
ANGLER DAYS	0.0	0.0	0.0	0.0	*****	*****	0.0	*****	0.0	0.0	0.0	0.0	*****
BOAT DAYS	0	0	0	0	*****	*****	0	*****	0	0	0	0	*****

ANGLER CODE: TA01

STATISTICAL AREAS FISHED: 16

1974	JAN	FEB	MAR	APR	MAY	JUN	JUL	AUG	SEP	OCT	NOV	DEC	TOTAL
CHINOOK	0 (0)	0 (0)	0 (0)	0 (0)	0 (0)	2 (0)	4 (0)	0 (0)	0 (0)	0 (0)	0 (0)	0 (0)	6 (0)
COHO	0 (0)	0 (0)	0 (0)	47 (4)	39 (2)	0 (0)	8 (2)	0 (0)	0 (0)	0 (0)	0 (0)	0 (0)	94 (8)
ANGLER DAYS	0.0	0.0	0.0	*****	*****	*****	*****	0.0	0.0	0.0	0.0	0.0	*****
BOAT DAYS	0	0	0	*****	*****	*****	*****	0	0	0	0	0	*****

***** OLD TYPE LOGBOOK RECORD : DOES NOT APPLY.

* 1974 ANGLER LOGBOOK ENTRIES *

ANGLER CODE: TA04

STATISTICAL AREAS FISHEO: 16

1974	JAN	FEB	MAR	APR	MAY	JUN	JUL	AUG	SEP	OCT	NOV	DEC	TOTAL
CHINOOK	0 (0)	0 (0)	0 (0)	0 (0)	0 (0)	0 (0)	0 (0)	0 (0)	0 (0)	0 (0)	0 (0)	0 (0)	0 (0)
COHO	0 (0)	0 (0)	0 (0)	0 (0)	0 (0)	27 (1)	82 (2)	0 (0)	0 (0)	0 (0)	0 (0)	0 (0)	109 (3)
ANGLER DAYS	0.0	0.0	0.0	0.0	0.0	*****	*****	0.0	0.0	0.0	0.0	0.0	*****
BOAT DAYS	0	0	0	0	0	*****	*****	0	0	0	0	0	*****

ANGLER CODE: TA05

STATISTICAL AREAS FISHEO: 16

1974	JAN	FEB	MAR	APR	MAY	JUN	JUL	AUG	SEP	OCT	NOV	DEC	TOTAL
CHINOOK	0 (0)	0 (0)	1 (0)	9 (0)	2 (0)	1 (0)	15 (1)	6 (0)	3 (0)	0 (0)	0 (0)	0 (0)	37 (1)
COHO	0 (0)	0 (0)	0 (0)	1 (0)	11 (0)	16 (1)	14 (1)	27 (0)	10 (0)	0 (0)	0 (0)	0 (0)	79 (2)
ANGLER DAYS	0.0	0.0	*****	*****	*****	*****	*****	*****	*****	0.0	0.0	0.0	*****
BOAT DAYS	0	0	*****	*****	*****	*****	*****	*****	*****	0	0	0	*****

***** OLD TYPE LOGBOOK RECORD : DOES NOT APPLY.

* 1974 ANGLER LOGBOOK ENTRIES *

ANGLER CODE: TA06

STATISTICAL AREAS FISHED: 16

1974	JAN	FEB	MAR	APR	MAY	JUN	JUL	AUG	SEP	OCT	NOV	DEC	TOTAL
CHINOOK	0 (0)	0 (0)	0 (0)	0 (0)	0 (0)	0 (0)	0 (0)	0 (0)	0 (0)	4 (0)	0 (0)	0 (0)	4 (0)
COHO	0 (0)	0 (0)	0 (0)	0 (0)	0 (0)	0 (0)	0 (0)	0 (0)	0 (0)	6 (2)	0 (0)	0 (0)	6 (2)
ANGLER DAYS	0.0	0.0	0.0	0.0	0.0	0.0	0.0	0.0	0.0	*****	0.0	0.0	*****
BOAT DAYS	0	0	0	0	0	0	0	0	0	*****	0	0	*****

ANGLER CODE: TA08

STATISTICAL AREAS FISHED: 16

1974	JAN	FEB	MAR	APR	MAY	JUN	JUL	AUG	SEP	OCT	NOV	DEC	TOTAL
CHINOOK	0 (0)	0 (0)	1 (0)	0 (0)	0 (0)	0 (0)	5 (0)	0 (0)	3 (0)	4 (0)	2 (0)	0 (0)	15 (0)
COHO	0 (0)	0 (0)	0 (0)	3 (0)	2 (0)	0 (0)	4 (0)	11 (0)	5 (0)	2 (0)	0 (0)	0 (0)	27 (0)
ANGLER DAYS	0.0	0.0	*****	*****	*****	0.0	*****	*****	*****	*****	*****	0.0	*****
BOAT DAYS	0	0	*****	*****	*****	0	*****	*****	*****	*****	*****	0	*****

***** OLD TYPE LOGBOOK RECORD : DOES NOT APPLY.

* 1974 ANGLER LOGBOOK ENTRIES *

ANGLER CODE: TA09

STATISTICAL AREAS FISHED: 16

1974	JAN	FEB	MAR	APR	MAY	JUN	JUL	AUG	SEP	OCT	NOV	DEC	TOTAL
CHINOOK	0 (0)	0 (0)	0 (0)	0 (0)	0 (0)	0 (0)	0 (0)	0 (0)	0 (0)	0 (0)	30 (0)	53 (3)	83 (3)
COHO	0 (0)	0 (0)	0 (0)	0 (0)	0 (0)	0 (0)	0 (0)	0 (0)	0 (0)	0 (0)	0 (0)	0 (0)	0 (0)
ANGLER DAYS	0.0	0.0	0.0	0.0	0.0	0.0	0.0	0.0	0.0	0.0	*****	*****	*****
BOAT DAYS	0	0	0	0	0	0	0	0	0	0	*****	*****	*****

ANGLER CODE: TA10

STATISTICAL AREAS FISHED: 16

1974	JAN	FEB	MAR	APR	MAY	JUN	JUL	AUG	SEP	OCT	NOV	DEC	TOTAL
CHINOOK	0 (0)	0 (0)	0 (0)	0 (0)	0 (0)	0 (0)	0 (0)	0 (0)	0 (0)	0 (0)	6 (1)	3 (0)	9 (1)
COHO	0 (0)	0 (0)	0 (0)	0 (0)	0 (0)	0 (0)	0 (0)	0 (0)	0 (0)	0 (0)	0 (0)	0 (0)	0 (0)
ANGLER DAYS	0.0	0.0	0.0	0.0	0.0	0.0	0.0	0.0	0.0	0.0	*****	*****	*****
BOAT DAYS	0	0	0	0	0	0	0	0	0	0	*****	*****	*****

***** OLD TYPE LOGBOOK RECORD : DOES NOT APPLY.

* 1974 ANGLER LOGBOOK ENTRIES *

ANGLER CODE: MA17

STATISTICAL AREAS FISHED: 16 17

1974	JAN	FEB	MAR	APR	MAY	JUN	JUL	AUG	SEP	OCT	NOV	DEC	TOTAL
CHINOOK	0 (0)	0 (0)	0 (0)	0 (0)	0 (0)	2 (0)	2 (0)	0 (0)	0 (0)	0 (0)	0 (0)	0 (0)	4 (0)
COHO	0 (0)	0 (0)	0 (0)	0 (0)	1 (0)	6 (0)	2 (0)	0 (0)	0 (0)	0 (0)	0 (0)	0 (0)	9 (0)
ANGLER DAYS	0.0	0.0	0.0	0.0	*****	*****	*****	0.0	0.0	0.0	0.0	0.0	*****
BOAT DAYS	0	0	0	0	*****	*****	*****	0	0	0	0	0	*****

ANGLER CODE: MA19

STATISTICAL AREAS FISHED: 16 17 18 20

1974	JAN	FEB	MAR	APR	MAY	JUN	JUL	AUG	SEP	OCT	NOV	DEC	TOTAL
CHINOOK	0 (0)	0 (0)	0 (0)	0 (0)	0 (0)	0 (0)	0 (0)	4 (0)	4 (0)	4 (0)	1 (0)	3 (0)	16 (0)
COHO	0 (0)	0 (0)	0 (0)	0 (0)	0 (0)	0 (0)	0 (0)	2 (0)	5 (0)	1 (0)	0 (0)	0 (0)	8 (0)
ANGLER DAYS	0.0	0.0	0.0	0.0	0.0	0.0	0.0	*****	*****	*****	*****	*****	*****
BOAT DAYS	0	0	0	0	0	0	0	*****	*****	*****	*****	*****	*****

***** OLD TYPE LOGBOOK RECORD : DOES NOT APPLY.

* 1974 ANGLER LOGBOOK ENTRIES *

ANGLER CODE: MA09

STATISTICAL AREAS FISHED: 16 17 29

1974	JAN	FEB	MAR	APR	MAY	JUN	JUL	AUG	SEP	OCT	NOV	DEC	TOTAL
CHINOOK	0 (0)	0 (0)	0 (0)	0 (0)	2 (0)	0 (0)	5 (0)	0 (0)	0 (0)	0 (0)	0 (0)	0 (0)	7 (0)
COHD	0 (0)	0 (0)	0 (0)	0 (0)	12 (0)	0 (0)	0 (0)	0 (0)	2 (0)	0 (0)	0 (0)	0 (0)	14 (0)
ANGLER DAYS	0.0	0.0	0.0	0.0	*****	0.0	*****	0.0	*****	0.0	0.0	0.0	*****
BOAT DAYS	0	0	0	0	*****	0	*****	0	*****	0	0	0	*****

ANGLER CODE: MA02

STATISTICAL AREAS FISHED: 16 28

1974	JAN	FEB	MAR	APR	MAY	JUN	JUL	AUG	SEP	OCT	NOV	DEC	TOTAL
CHINOOK	0 (0)	0 (0)	0 (0)	10 (0)	5 (0)	11 (0)	1 (0)	0 (0)	3 (0)	1 (0)	0 (0)	3 (0)	34 (0)
COHO	0 (0)	0 (0)	0 (0)	4 (0)	3 (0)	5 (0)	6 (0)	25 (5)	4 (0)	2 (0)	0 (0)	0 (0)	49 (5)
ANGLER DAYS	0.0	0.0	0.0	*****	*****	*****	*****	*****	*****	*****	0.0	*****	*****
BOAT DAYS	0	0	0	*****	*****	*****	*****	*****	*****	*****	0	*****	*****

***** OLD TYPE LOGBOOK RECORD : DOES NOT APPLY.

* 1974 ANGLER LOGBOOK ENTRIES *

ANGLER CODE: MA10

STATISTICAL AREAS FISHED: 16 28

1974	JAN	FEB	MAR	APR	MAY	JUN	JUL	AUG	SEP	OCT	NOV	DEC	TOTAL
CHINOOK	0 (0)	0 (0)	0 (0)	8 (0)	0 (0)	8 (0)	5 (0)	3 (0)	2 (0)	2 (0)	9 (0)	1 (0)	38 (0)
COHO	0 (0)	0 (0)	0 (0)	0 (0)	2 (0)	1 (0)	3 (0)	13 (0)	0 (0)	2 (0)	0 (0)	0 (0)	21 (0)
ANGLER DAYS	0.0	0.0	0.0	*****	*****	*****	*****	*****	*****	*****	*****	*****	*****
BOAT DAYS	0	0	0	*****	*****	*****	*****	*****	*****	*****	*****	*****	*****

ANGLER CODE: MA11

STATISTICAL AREAS FISHED: 16 28

1974	JAN	FEB	MAR	APR	MAY	JUN	JUL	AUG	SEP	OCT	NOV	DEC	TOTAL
CHINOOK	0 (0)	0 (0)	0 (0)	0 (0)	0 (0)	1 (0)	0 (0)	0 (0)	0 (0)	0 (0)	0 (0)	0 (0)	1 (0)
COHO	0 (0)	0 (0)	0 (0)	0 (0)	0 (0)	0 (0)	0 (0)	0 (0)	0 (0)	0 (0)	0 (0)	0 (0)	0 (0)
ANGLER DAYS	0.0	0.0	0.0	0.0	*****	*****	0.0	0.0	0.0	0.0	0.0	0.0	*****
BOAT DAYS	0	0	0	0	*****	*****	0	0	0	0	0	0	*****

***** OLD TYPE LOGBOOK RECORD : DOES NOT APPLY.

* 1974 ANGLER LOGBOOK ENTRIES *

ANGLER CODE: MA16

STATISTICAL AREAS FISHED: 16 28

1974	JAN	FEB	MAR	APR	MAY	JUN	JUL	AUG	SEP	OCT	NOV	DEC	TOTAL
CHINOOK	0 (0)	1 (0)	10 (0)	14 (0)	8 (0)	6 (0)	5 (0)	9 (0)	8 (0)	21 (0)	13 (0)	0 (0)	95 (0)
COHO	0 (0)	0 (0)	0 (0)	1 (0)	3 (0)	1 (0)	5 (0)	4 (0)	8 (0)	0 (0)	1 (0)	0 (0)	23 (0)
ANGLER DAYS	0.0	*****	*****	*****	*****	*****	*****	*****	*****	*****	*****	0.0	*****
BOAT DAYS	0	*****	*****	*****	*****	*****	*****	*****	*****	*****	*****	0	*****

ANGLER CODE: MA24

STATISTICAL AREAS FISHED: 16 28

1974	JAN	FEB	MAR	APR	MAY	JUN	JUL	AUG	SEP	OCT	NOV	DEC	TOTAL
CHINOOK	0 (0)	0 (0)	0 (0)	5 (0)	1 (0)	0 (0)	0 (0)	0 (0)	0 (0)	0 (0)	0 (0)	0 (0)	6 (0)
COHO	0 (0)	0 (0)	0 (0)	0 (0)	1 (0)	0 (0)	34 (0)	8 (0)	0 (0)	0 (0)	0 (0)	0 (0)	43 (0)
ANGLER DAYS	0.0	0.0	0.0	*****	*****	0.0	*****	*****	0.0	0.0	0.0	0.0	*****
BOAT DAYS	0	0	0	*****	*****	0	*****	*****	0	0	0	0	*****

***** OLD TYPE LOGBOOK RECORD : DOES NOT APPLY.

* 1974 ANGLER LOGBOOK ENTRIES *

ANGLER CODE: DA04

STATISTICAL AREAS FISHED: 17

1974	JAN	FEB	MAR	APR	MAY	JUN	JUL	AUG	SEP	OCT	NOV	DEC	TOTAL
CHINOOK	0 (0)	0 (0)	0 (0)	0 (0)	0 (0)	0 (0)	2 (0)	3 (0)	0 (0)	0 (0)	2 (0)	5 (0)	12 (0)
COHO	0 (0)	0 (0)	0 (0)	0 (0)	0 (0)	0 (0)	0 (0)	3 (0)	0 (0)	0 (0)	0 (0)	0 (0)	3 (0)
ANGLER DAYS	0.0	0.0	0.0	0.0	0.0	0.0	*****	*****	0.0	0.0	*****	*****	*****
BOAT DAYS	0	0	0	0	0	0	*****	*****	0	0	*****	*****	*****

ANGLER CODE: DA05

STATISTICAL AREAS FISHED: 17

1974	JAN	FEB	MAR	APR	MAY	JUN	JUL	AUG	SEP	OCT	NOV	DEC	TOTAL
CHINOOK	0 (0)	0 (0)	0 (0)	0 (0)	0 (0)	2 (0)	1 (0)	0 (0)	0 (0)	0 (0)	0 (0)	0 (0)	3 (0)
COHO	0 (0)	0 (0)	0 (0)	0 (0)	0 (0)	0 (0)	0 (0)	0 (0)	0 (0)	0 (0)	0 (0)	0 (0)	0 (0)
ANGLER DAYS	0.0	0.0	0.0	0.0	0.0	*****	*****	0.0	0.0	0.0	0.0	0.0	*****
BOAT DAYS	0	0	0	0	0	*****	*****	0	0	0	0	0	*****

***** OLD TYPE LOGBOOK RECORD : DOES NOT APPLY.

* 1974 ANGLER LOGBOOK ENTRIES *

ANGLER CODE: DA06

STATISTICAL AREAS FISHED: 17

1974	JAN	FEB	MAR	APR	MAY	JUN	JUL	AUG	SEP	OCT	NOV	DEC	TOTAL
CHINOOK	0 (0)	0 (0)	0 (0)	0 (0)	2 (0)	0 (0)	0 (0)	0 (0)	0 (0)	0 (0)	0 (0)	0 (0)	2 (0)
COHO	0 (0)	0 (0)	0 (0)	0 (0)	6 (0)	0 (0)	0 (0)	0 (0)	0 (0)	0 (0)	0 (0)	0 (0)	6 (0)
ANGLER DAYS	0.0	0.0	0.0	0.0	*****	0.0	0.0	0.0	0.0	0.0	0.0	0.0	*****
BOAT DAYS	0	0	0	0	*****	0	0	0	0	0	0	0	*****

ANGLER CODE: DA07

STATISTICAL AREAS FISHED: 17

1974	JAN	FEB	MAR	APR	MAY	JUN	JUL	AUG	SEP	OCT	NOV	DEC	TOTAL
CHINOOK	0 (0)	0 (0)	0 (0)	2 (0)	4 (0)	1 (0)	1 (0)	13 (0)	9 (0)	0 (0)	0 (0)	0 (0)	30 (0)
COHO	0 (0)	0 (0)	0 (0)	1 (0)	6 (0)	0 (0)	0 (0)	11 (0)	8 (1)	0 (0)	1 (0)	0 (0)	27 (1)
ANGLER DAYS	0.0	0.0	0.0	*****	*****	*****	*****	*****	*****	0.0	*****	0.0	*****
BOAT DAYS	0	0	0	*****	*****	*****	*****	*****	*****	0	*****	0	*****

***** OLD TYPE LOGBOOK RECORD : DOES NOT APPLY.

* 1974 ANGLER LOGBOOK ENTRIES *

ANGLER CODE: MA18

STATISTICAL AREAS FISHED: 17

1974	JAN	FEB	MAR	APR	MAY	JUN	JUL	AUG	SEP	OCT	NOV	DEC	TOTAL
CHINOOK	0 (0)	0 (0)	0 (0)	0 (0)	0 (0)	6 (0)	0 (0)	0 (0)	0 (0)	0 (0)	0 (0)	0 (0)	6 (0)
COHO	0 (0)	0 (0)	0 (0)	0 (0)	0 (0)	7 (0)	0 (0)	0 (0)	0 (0)	0 (0)	0 (0)	0 (0)	7 (0)
ANGLER DAYS	0.0	0.0	0.0	0.0	0.0	*****	0.0	0.0	0.0	0.0	0.0	0.0	*****
BOAT DAYS	0	0	0	0	0	*****	0	0	0	0	0	0	*****

ANGLER CODE: NA01

STATISTICAL AREAS FISHED: 17

1974	JAN	FEB	MAR	APR	MAY	JUN	JUL	AUG	SEP	OCT	NOV	DEC	TOTAL
CHINOOK	0 (0)	0 (0)	0 (0)	2 (0)	0 (0)	0 (0)	0 (0)	0 (0)	0 (0)	0 (0)	0 (0)	0 (0)	2 (0)
COHO	0 (0)	0 (0)	0 (0)	53 (2)	25 (1)	0 (0)	0 (0)	0 (0)	0 (0)	0 (0)	0 (0)	0 (0)	78 (3)
ANGLER DAYS	0.0	0.0	0.0	*****	*****	0.0	0.0	0.0	0.0	0.0	0.0	0.0	*****
BOAT DAYS	0	0	0	*****	*****	0	0	0	0	0	0	0	*****

***** OLD TYPE LOGBOOK RECORD : DOES NOT APPLY.

* 1974 ANGLER LOGBOOK ENTRIES *

ANGLER CODE: NA04

STATISTICAL AREAS FISHED: 17

1974	JAN	FEB	MAR	APR	MAY	JUN	JUL	AUG	SEP	OCT	NOV	DEC	TOTAL
CHINOOK	0 (0)	0 (0)	0 (0)	9 (1)	0 (0)	0 (0)	0 (0)	0 (0)	0 (0)	0 (0)	0 (0)	0 (0)	9 (1)
COHO	0 (0)	0 (0)	0 (0)	4 (0)	0 (0)	0 (0)	0 (0)	0 (0)	0 (0)	0 (0)	0 (0)	0 (0)	4 (0)
ANGLER DAYS	0.0	0.0	0.0	*****	0.0	0.0	0.0	0.0	0.0	0.0	0.0	0.0	*****
BOAT DAYS	0	0	0	*****	0	0	0	0	0	0	0	0	*****

ANGLER CODE: NA05

STATISTICAL AREAS FISHED: 17

1974	JAN	FEB	MAR	APR	MAY	JUN	JUL	AUG	SEP	OCT	NOV	DEC	TOTAL
CHINOOK	0 (0)	0 (0)	0 (0)	0 (0)	0 (0)	0 (0)	0 (0)	2 (0)	0 (0)	0 (0)	0 (0)	0 (0)	2 (0)
COHO	0 (0)	0 (0)	0 (0)	22 (4)	8 (0)	0 (0)	6 (0)	15 (0)	0 (0)	0 (0)	0 (0)	0 (0)	51 (4)
ANGLER DAYS	0.0	0.0	0.0	*****	*****	0.0	*****	*****	0.0	0.0	0.0	0.0	*****
BOAT DAYS	0	0	0	*****	*****	0	*****	*****	0	0	0	0	*****

***** OLD TYPE LOGBOOK RECORD : DOES NOT APPLY.

* 1974 ANGLER LOGBOOK ENTRIES *

ANGLER CODE: NA06

STATISTICAL AREAS FISHED: 17

1974	JAN	FEB	MAR	APR	MAY	JUN	JUL	AUG	SEP	OCT	NOV	DEC	TOTAL
CHINOOK	0 (0)	0 (0)	0 (0)	5 (0)	0 (0)	0 (0)	0 (0)	0 (0)	0 (0)	0 (0)	0 (0)	0 (0)	5 (0)
COHO	0 (0)	0 (0)	0 (0)	23 (1)	0 (0)	0 (0)	0 (0)	0 (0)	0 (0)	0 (0)	0 (0)	0 (0)	23 (1)
ANGLER DAYS	0.0	0.0	0.0	*****	0.0	0.0	0.0	0.0	0.0	0.0	0.0	0.0	*****
BOAT DAYS	0	0	0	*****	0	0	0	0	0	0	0	0	*****

ANGLER CODE: NA07

STATISTICAL AREAS FISHED: 17

1974	JAN	FEB	MAR	APR	MAY	JUN	JUL	AUG	SEP	OCT	NOV	DEC	TOTAL
CHINOOK	0 (0)	0 (0)	0 (0)	0 (0)	12 (0)	0 (0)	0 (0)	0 (0)	0 (0)	0 (0)	0 (0)	0 (0)	12 (0)
COHO	0 (0)	0 (0)	0 (0)	0 (0)	0 (0)	0 (0)	0 (0)	0 (0)	0 (0)	0 (0)	0 (0)	0 (0)	0 (0)
ANGLER DAYS	0.0	0.0	0.0	0.0	*****	0.0	0.0	0.0	0.0	0.0	0.0	0.0	*****
BOAT DAYS	0	0	0	0	*****	0	0	0	0	0	0	0	*****

***** OLD TYPE LOGBOOK RECORD : DOES NOT APPLY.

* 1974 ANGLER LOGBOOK ENTRIES *

ANGLER CODE: NA08

STATISTICAL AREAS FISHED: 17

1974	JAN	FEB	MAR	APR	MAY	JUN	JUL	AUG	SEP	OCT	NOV	DEC	TOTAL
CHINOOK	0 (0)	0 (0)	0 (0)	0 (0)	0 (0)	0 (0)	0 (0)	0 (0)	0 (0)	0 (0)	9 (1)	2 (0)	11 (1)
COHO	0 (0)	0 (0)	0 (0)	0 (0)	0 (0)	0 (0)	0 (0)	0 (0)	0 (0)	0 (0)	1 (0)	0 (0)	1 (0)
ANGLER DAYS	0.0	0.0	0.0	0.0	0.0	0.0	0.0	0.0	0.0	0.0	*****	*****	*****
BOAT DAYS	0	0	0	0	0	0	0	0	0	0	*****	*****	*****

ANGLER CODE: NA13

STATISTICAL AREAS FISHED: 17

1974	JAN	FEB	MAR	APR	MAY	JUN	JUL	AUG	SEP	OCT	NOV	DEC	TOTAL
CHINOOK	0 (0)	0 (0)	0 (0)	0 (0)	0 (0)	11 (0)	11 (0)	2 (0)	0 (0)	5 (0)	8 (2)	8 (0)	45 (2)
COHO	0 (0)	0 (0)	0 (0)	0 (0)	0 (0)	32 (2)	33 (1)	58 (2)	14 (0)	4 (0)	3 (0)	0 (0)	144 (5)
ANGLER DAYS	0.0	0.0	0.0	0.0	0.0	*****	*****	*****	*****	*****	*****	*****	*****
BOAT DAYS	0	0	0	0	0	*****	*****	*****	*****	*****	*****	*****	*****

***** OLD TYPE LOGBOOK RECORD : DOES NOT APPLY.

* 1974 ANGLER LOGBOOK ENTRIES *

ANGLER CODE: NA16

STATISTICAL AREAS FISHED: 17

1974	JAN	FEB	MAR	APR	MAY	JUN	JUL	AUG	SEP	OCT	NOV	DEC	TOTAL
CHINODK	0 (0)	0 (0)	0 (0)	31 (0)	17 (1)	28 (0)	6 (0)	0 (0)	0 (0)	0 (0)	0 (0)	0 (0)	82 (1)
COHD	0 (0)	0 (0)	0 (0)	31 (0)	17 (0)	28 (0)	6 (0)	0 (0)	0 (0)	0 (0)	0 (0)	0 (0)	82 (0)
ANGLER DAYS	0.0	0.0	0.0	*****	*****	*****	*****	0.0	0.0	0.0	0.0	0.0	*****
BOAT DAYS	0	0	0	*****	*****	*****	*****	0	0	0	0	0	*****

ANGLER CODE: NA19

STATISTICAL AREAS FISHED: 17

1974	JAN	FEB	MAR	APR	MAY	JUN	JUL	AUG	SEP	OCT	NOV	DEC	TOTAL
CHINOOK	0 (0)	0 (0)	0 (0)	0 (0)	0 (0)	0 (0)	0 (0)	0 (0)	0 (0)	0 (0)	0 (0)	17 (0)	17 (0)
COHD	0 (0)	0 (0)	0 (0)	0 (0)	0 (0)	0 (0)	0 (0)	0 (0)	0 (0)	0 (0)	0 (0)	5 (0)	5 (0)
ANGLER DAYS	0.0	0.0	0.0	0.0	0.0	0.0	0.0	0.0	0.0	0.0	0.0	*****	*****
BOAT DAYS	0	0	0	0	0	0	0	0	0	0	0	*****	*****

***** OLD TYPE LOGBOOK RECORD : DOES NOT APPLY.

* 1974 ANGLER LOGBOOK ENTRIES *

ANGLER CODE: SA10

STATISTICAL AREAS FISHED: 17

1974	JAN	FEB	MAR	APR	MAY	JUN	JUL	AUG	SEP	OCT	NOV	DEC	TOTAL
CHINOOK	0 (0)	0 (0)	0 (0)	0 (0)	0 (0)	0 (0)	0 (0)	0 (0)	5 (0)	13 (0)	0 (0)	8 (0)	26 (0)
COHO	0 (0)	0 (0)	0 (0)	0 (0)	0 (0)	0 (0)	0 (0)	0 (0)	1 (0)	0 (0)	0 (0)	0 (0)	1 (0)
ANGLER DAYS	0.0	0.0	0.0	0.0	0.0	0.0	0.0	0.0	*****	*****	0.0	*****	*****
BOAT DAYS	0	0	0	0	0	0	0	0	*****	*****	0	*****	*****

ANGLER CODE: DA01

STATISTICAL AREAS FISHED: 17 18

1974	JAN	FEB	MAR	APR	MAY	JUN	JUL	AUG	SEP	OCT	NOV	DEC	TOTAL
CHINOOK	0 (0)	0 (0)	0 (0)	23 (0)	0 (0)	0 (0)	0 (0)	0 (0)	0 (0)	0 (0)	0 (0)	0 (0)	23 (0)
CDHO	0 (0)	0 (0)	0 (0)	26 (0)	0 (0)	0 (0)	0 (0)	0 (0)	0 (0)	0 (0)	0 (0)	0 (0)	26 (0)
ANGLER DAYS	0.0	0.0	0.0	*****	0.0	0.0	0.0	0.0	0.0	0.0	0.0	0.0	*****
BOAT DAYS	0	0	0	*****	0	0	0	0	0	0	0	0	*****

***** OLD TYPE LOGBOOK RECORD : DOES NOT APPLY.

* 1974 ANGLER LOGBOOK ENTRIES *

ANGLER CODE: DA03

STATISTICAL AREAS FISHED: 17 18

1974	JAN	FEB	MAR	APR	MAY	JUN	JUL	AUG	SEP	OCT	NOV	DEC	TOTAL
CHINOOK	0 (0)	0 (0)	0 (0)	0 (0)	0 (0)	1 (0)	3 (0)	1 (0)	5 (0)	0 (0)	1 (0)	0 (0)	11 (0)
COHO	0 (0)	0 (0)	0 (0)	0 (0)	0 (0)	4 (0)	5 (0)	1 (0)	0 (0)	0 (0)	0 (0)	0 (0)	10 (0)
ANGLER DAYS	0.0	0.0	0.0	0.0	0.0	*****	*****	*****	*****	0.0	*****	0.0	*****
BOAT DAYS	0	0	0	0	0	*****	*****	*****	*****	0	*****	0	*****

ANGLER CODE: NA09

STATISTICAL AREAS FISHED: 17 28

1974	JAN	FEB	MAR	APR	MAY	JUN	JUL	AUG	SEP	OCT	NOV	DEC	TOTAL
CHINOOK	0 (0)	0 (0)	0 (0)	0 (0)	0 (0)	0 (0)	0 (0)	0 (0)	0 (0)	0 (0)	0 (0)	0 (0)	0 (0)
COHO	0 (0)	0 (0)	0 (0)	0 (0)	0 (0)	0 (0)	0 (0)	0 (0)	0 (0)	9 (0)	0 (0)	0 (0)	9 (0)
ANGLER DAYS	0.0	0.0	0.0	0.0	0.0	0.0	0.0	0.0	0.0	*****	0.0	0.0	*****
BOAT DAYS	0	0	0	0	0	0	0	0	0	*****	0	0	*****

***** OLD TYPE LOGBOOK RECORD : DOES NOT APPLY.

* 1974 ANGLER LOGBOOK ENTRIES *

ANGLER CODE: GA04

STATISTICAL AREAS FISHED: 18

1974	JAN	FEB	MAR	APR	MAY	JUN	JUL	AUG	SEP	OCT	NOV	DEC	TOTAL
CHINOOK	0 (0)	0 (0)	0 (0)	0 (0)	0 (0)	0 (0)	0 (0)	0 (0)	0 (0)	8 (1)	0 (0)	0 (0)	8 (1)
COHO	0 (0)	0 (0)	0 (0)	0 (0)	0 (0)	0 (0)	0 (0)	0 (0)	0 (0)	5 (0)	0 (0)	0 (0)	5 (0)
ANGLER DAYS	0.0	0.0	0.0	0.0	0.0	0.0	0.0	0.0	0.0	*****	0.0	0.0	*****
BOAT DAYS	0	0	0	0	0	0	0	0	0	*****	0	0	*****

ANGLER CODE: GA05

STATISTICAL AREAS FISHED: 18

1974	JAN	FEB	MAR	APR	MAY	JUN	JUL	AUG	SEP	OCT	NOV	DEC	TOTAL
CHINOOK	0 (0)	0 (0)	0 (0)	0 (0)	0 (0)	7 (0)	4 (0)	0 (0)	0 (0)	0 (0)	0 (0)	0 (0)	11 (0)
COHO	0 (0)	0 (0)	0 (0)	0 (0)	0 (0)	0 (0)	3 (0)	0 (0)	0 (0)	0 (0)	0 (0)	0 (0)	3 (0)
ANGLER DAYS	0.0	0.0	0.0	0.0	0.0	*****	*****	0.0	0.0	0.0	0.0	0.0	*****
BOAT DAYS	0	0	0	0	0	*****	*****	0	0	0	0	0	*****

***** OLD TYPE LOGBOOK RECORD : DOES NOT APPLY.

* 1974 ANGLER LOGBOOK ENTRIES *

ANGLER CODE: GA06

STATISTICAL AREAS FISHED: 18

1974	JAN	FEB	MAR	APR	MAY	JUN	JUL	AUG	SEP	OCT	NOV	DEC	TOTAL
CHINOOK	0 (0)	0 (0)	0 (0)	0 (0)	0 (0)	0 (0)	7 (1)	17 (1)	8 (0)	12 (2)	0 (0)	0 (0)	44 (4)
COHO	0 (0)	0 (0)	0 (0)	0 (0)	0 (0)	0 (0)	0 (0)	0 (0)	0 (0)	1 (0)	0 (0)	0 (0)	1 (0)
ANGLER DAYS	0.0	0.0	0.0	0.0	0.0	0.0	*****	*****	*****	*****	0.0	0.0	*****
BOAT DAYS	0	0	0	0	0	0	*****	*****	*****	*****	0	0	*****

ANGLER CODE: MA04

STATISTICAL AREAS FISHED: 18

1974	JAN	FEB	MAR	APR	MAY	JUN	JUL	AUG	SEP	OCT	NOV	DEC	TOTAL
CHINOOK	0 (0)	0 (0)	0 (0)	0 (0)	8 (1)	7 (0)	0 (0)	0 (0)	0 (0)	0 (0)	0 (0)	0 (0)	15 (1)
COHO	0 (0)	0 (0)	0 (0)	0 (0)	26 (0)	3 (0)	0 (0)	0 (0)	0 (0)	0 (0)	0 (0)	0 (0)	29 (0)
ANGLER DAYS	0.0	0.0	0.0	0.0	*****	*****	0.0	0.0	0.0	0.0	0.0	0.0	*****
BOAT DAYS	0	0	0	0	*****	*****	0	0	0	0	0	0	*****

***** OLD TYPE LOGBOOK RECORD : DOES NOT APPLY.

* 1974 ANGLER LOGBOOK ENTRIES *

ANGLER CODE: MA06

STATISTICAL AREAS FISHED: 18

1974	JAN	FEB	MAR	APR	MAY	JUN	JUL	AUG	SEP	OCT	NOV	DEC	TOTAL
CHINOOK	0 (0)	0 (0)	0 (0)	0 (0)	0 (0)	0 (0)	4 (0)	11 (0)	5 (1)	0 (0)	0 (0)	0 (0)	20 (1)
COHO	0 (0)	0 (0)	0 (0)	0 (0)	0 (0)	0 (0)	0 (0)	13 (0)	2 (0)	0 (0)	0 (0)	0 (0)	15 (0)
ANGLER DAYS	0.0	0.0	0.0	0.0	0.0	0.0	*****	*****	*****	0.0	0.0	0.0	*****
BOAT DAYS	0	0	0	0	0	0	*****	*****	*****	0	0	0	*****

ANGLER CODE: MA08

STATISTICAL AREAS FISHED: 18

1974	JAN	FEB	MAR	APR	MAY	JUN	JUL	AUG	SEP	DCT	NOV	DEC	TOTAL
CHINOOK	0 (0)	0 (0)	0 (0)	0 (0)	0 (0)	1 (0)	4 (0)	0 (0)	0 (0)	0 (0)	0 (0)	0 (0)	5 (0)
COHO	0 (0)	0 (0)	0 (0)	0 (0)	0 (0)	0 (0)	0 (0)	0 (0)	0 (0)	0 (0)	0 (0)	0 (0)	0 (0)
ANGLER DAYS	0.0	0.0	0.0	0.0	0.0	*****	*****	0.0	0.0	0.0	0.0	0.0	*****
BOAT DAYS	0	0	0	0	0	*****	*****	0	0	0	0	0	*****

***** OLD TYPE LOGBOOK RECORD : DOES NOT APPLY.

* 1974 ANGLER LOGBOOK ENTRIES *

ANGLER CODE: MA30

STATISTICAL AREAS FISHED: 18

1974	JAN	FEB	MAR	APR	MAY	JUN	JUL	AUG	SEP	OCT	NOV	DEC	TOTAL
CHINOOK	0 (0)	0 (0)	0 (0)	0 (0)	0 (0)	0 (0)	0 (0)	0 (0)	4 (0)	0 (0)	0 (0)	0 (0)	4 (0)
COHO	0 (0)	0 (0)	0 (0)	0 (0)	0 (0)	0 (0)	0 (0)	0 (0)	11 (0)	0 (0)	0 (0)	0 (0)	11 (0)
ANGLER DAYS	0.0	0.0	0.0	0.0	0.0	0.0	0.0	0.0	*****	0.0	0.0	0.0	*****
BOAT DAYS	0	0	0	0	0	0	0	0	*****	0	0	0	*****

ANGLER CODE: SA02

STATISTICAL AREAS FISHED: 18

1974	JAN	FEB	MAR	APR	MAY	JUN	JUL	AUG	SEP	OCT	NOV	DEC	TOTAL
CHINOOK	0 (0)	0 (0)	0 (0)	21 (1)	37 (3)	34 (0)	18 (0)	42 (1)	27 (1)	46 (1)	48 (0)	43 (1)	316 (8)
COHO	0 (0)	0 (0)	0 (0)	7 (0)	10 (0)	3 (0)	0 (0)	5 (0)	2 (0)	10 (0)	24 (1)	19 (0)	80 (1)
ANGLER DAYS	0.0	0.0	0.0	*****	*****	*****	*****	*****	*****	*****	*****	*****	*****
BOAT DAYS	0	0	0	*****	*****	*****	*****	*****	*****	*****	*****	*****	*****

***** OLD TYPE LOGBOOK RECORD : DOES NOT APPLY.

* 1974 ANGLER LOGBOOK ENTRIES *

ANGLER CODE: SA04

STATISTICAL AREAS FISHED: 18

1974	JAN	FEB	MAR	APR	MAY	JUN	JUL	AUG	SEP	OCT	NOV	DEC	TOTAL
CHINOOK	0 (0)	0 (0)	0 (0)	18 (0)	27 (0)	39 (0)	15 (0)	45 (2)	51 (1)	19 (1)	23 (0)	54 (3)	291 (7)
COHO	0 (0)	0 (0)	0 (0)	0 (0)	1 (0)	0 (0)	0 (0)	0 (0)	2 (0)	13 (0)	4 (0)	20 (0)	40 (0)
ANGLER DAYS	0.0	0.0	0.0	*****	*****	*****	*****	*****	*****	*****	*****	*****	*****
BOAT DAYS	0	0	0	*****	*****	*****	*****	*****	*****	*****	*****	*****	*****

ANGLER CODE: SA07

STATISTICAL AREAS FISHED: 18

1974	JAN	FEB	MAR	APR	MAY	JUN	JUL	AUG	SEP	OCT	NOV	DEC	TOTAL
CHINOOK	0 (0)	0 (0)	0 (0)	0 (0)	0 (0)	0 (0)	0 (0)	32 (2)	0 (0)	0 (0)	0 (0)	0 (0)	32 (2)
COHO	0 (0)	0 (0)	0 (0)	0 (0)	0 (0)	5 (0)	4 (0)	4 (0)	0 (0)	0 (0)	0 (0)	0 (0)	13 (0)
ANGLER DAYS	0.0	0.0	0.0	0.0	0.0	*****	*****	*****	0.0	0.0	0.0	0.0	*****
BOAT DAYS	0	0	0	0	0	*****	*****	*****	0	0	0	0	*****

***** OLD TYPE LOGBOOK RECORD : DOES NOT APPLY.

* 1974 ANGLER LOGBOOK ENTRIES *

ANGLER CODE: SA01

STATISTICAL AREAS FISHED: 18 19

1974	JAN	FEB	MAR	APR	MAY	JUN	JUL	AUG	SEP	OCT	NOV	DEC	TOTAL
CHINOOK	0 (0)	0 (0)	1 (0)	15 (1)	22 (1)	26 (0)	7 (0)	23 (1)	10 (1)	0 (0)	8 (0)	17 (0)	129 (4)
COHO	0 (0)	0 (0)	1 (0)	4 (0)	1 (0)	1 (0)	0 (0)	1 (0)	0 (0)	0 (0)	2 (0)	0 (0)	10 (0)
ANGLER DAYS	0.0	0.0	*****	*****	*****	*****	*****	*****	*****	0.0	*****	*****	*****
BOAT DAYS	0	0	*****	*****	*****	*****	*****	*****	*****	0	*****	*****	*****

ANGLER CODE: SA09

STATISTICAL AREAS FISHED: 18 19

1974	JAN	FEB	MAR	APR	MAY	JUN	JUL	AUG	SEP	OCT	NOV	DEC	TOTAL
CHINOOK	0 (0)	0 (0)	0 (0)	0 (0)	0 (0)	0 (0)	0 (0)	15 (0)	13 (0)	13 (0)	0 (0)	6 (1)	47 (1)
COHO	0 (0)	0 (0)	0 (0)	0 (0)	0 (0)	0 (0)	0 (0)	10 (0)	7 (0)	14 (0)	0 (0)	8 (0)	39 (0)
ANGLER DAYS	0.0	0.0	0.0	0.0	0.0	0.0	0.0	*****	*****	*****	0.0	*****	*****
BOAT DAYS	0	0	0	0	0	0	0	*****	*****	*****	0	*****	*****

***** OLD TYPE LOGBOOK RECORD : DOES NOT APPLY.

* 1974 ANGLER LOGBOOK ENTRIES *

ANGLER CODE: SA03

STATISTICAL AREAS FISHED: 18 19 20

1974	JAN	FEB	MAR	APR	MAY	JUN	JUL	AUG	SEP	OCT	NOV	DEC	TOTAL
CHINOOK	0 (0)	0 (0)	0 (0)	24 (0)	38 (1)	15 (0)	8 (1)	58 (2)	28 (0)	0 (0)	21 (0)	13 (0)	205 (4)
COHO	0 (0)	0 (0)	0 (0)	16 (1)	3 (0)	2 (0)	0 (0)	1 (1)	6 (0)	0 (0)	42 (0)	27 (0)	97 (2)
ANGLER DAYS	0.0	0.0	0.0	*****	*****	*****	*****	*****	*****	0.0	*****	*****	*****
BOAT DAYS	0	0	0	*****	*****	*****	*****	*****	*****	0	*****	*****	*****

ANGLER CODE: SA08

STATISTICAL AREAS FISHED: 18 19 20

1974	JAN	FEB	MAR	APR	MAY	JUN	JUL	AUG	SEP	OCT	NOV	DEC	TOTAL
CHINOOK	0 (0)	0 (0)	0 (0)	0 (0)	0 (0)	0 (0)	0 (0)	6 (0)	15 (0)	67 (2)	11 (1)	43 (0)	142 (3)
COHO	0 (0)	0 (0)	0 (0)	0 (0)	0 (0)	0 (0)	0 (0)	4 (0)	14 (0)	35 (0)	15 (0)	19 (0)	87 (0)
ANGLER DAYS	0.0	0.0	0.0	0.0	0.0	0.0	0.0	*****	*****	*****	*****	*****	*****
BOAT DAYS	0	0	0	0	0	0	0	*****	*****	*****	*****	*****	*****

***** OLD TYPE LOGBOOK RECORD : DOES NOT APPLY.

* 1974 ANGLER LOGBOOK ENTRIES *

ANGLER CODE: SA05

STATISTICAL AREAS FISHED: 19 20

1974	JAN	FEB	MAR	APR	MAY	JUN	JUL	AUG	SEP	OCT	NOV	DEC	TOTAL
CHINOOK	0 (0)	0 (0)	0 (0)	0 (0)	18 (0)	9 (0)	12 (0)	10 (0)	3 (0)	6 (0)	0 (0)	0 (0)	58 (0)
COHO	0 (0)	0 (0)	0 (0)	0 (0)	5 (0)	0 (0)	0 (0)	0 (0)	3 (0)	5 (1)	0 (0)	0 (0)	13 (1)
ANGLER DAYS	0.0	0.0	0.0	0.0	*****	*****	*****	*****	*****	*****	0.0	0.0	*****
BOAT DAYS	0	0	0	0	*****	*****	*****	*****	*****	*****	0	0	*****

ANGLER CODE: SA06

STATISTICAL AREAS FISHED: 19 20

1974	JAN	FEB	MAR	APR	MAY	JUN	JUL	AUG	SEP	OCT	NOV	DEC	TOTAL
CHINOOK	0 (0)	0 (0)	0 (0)	0 (0)	1 (0)	7 (0)	1 (0)	0 (0)	0 (0)	0 (0)	0 (0)	0 (0)	9 (0)
COHO	0 (0)	0 (0)	0 (0)	0 (0)	0 (0)	0 (0)	0 (0)	0 (0)	0 (0)	0 (0)	0 (0)	0 (0)	0 (0)
ANGLER DAYS	0.0	0.0	0.0	0.0	*****	*****	*****	0.0	0.0	0.0	0.0	0.0	*****
BOAT DAYS	0	0	0	0	*****	*****	*****	0	0	0	0	0	*****

***** OLD TYPE LOGBOOK RECORD : DOES NOT APPLY.

* 1974 ANGLER LOGBOOK ENTRIES *

ANGLER CODE: MA13

STATISTICAL AREAS FISHED: 28

1974	JAN	FEB	MAR	APR	MAY	JUN	JUL	AUG	SEP	OCT	NOV	DEC	TOTAL
CHINOOK	0 (0)	0 (0)	0 (0)	0 (0)	0 (0)	0 (0)	1 (0)	0 (0)	0 (0)	2 (0)	0 (0)	3 (0)	6 (0)
COHO	0 (0)	0 (0)	0 (0)	0 (0)	0 (0)	0 (0)	0 (0)	0 (0)	1 (0)	0 (0)	0 (0)	0 (0)	1 (0)
ANGLER DAYS	0.0	0.0	0.0	0.0	0.0	0.0	*****	0.0	*****	*****	0.0	*****	*****
BOAT DAYS	0	0	0	0	0	0	*****	0	*****	*****	0	*****	*****

ANGLER CODE: MA44

STATISTICAL AREAS FISHED: 28

1974	JAN	FEB	MAR	APR	MAY	JUN	JUL	AUG	SEP	OCT	NOV	DEC	TOTAL
CHINOOK	0 (0)	0 (0)	0 (0)	0 (0)	0 (0)	0 (0)	0 (0)	0 (0)	0 (0)	0 (0)	0 (0)	10 (0)	10 (0)
COHO	0 (0)	0 (0)	0 (0)	0 (0)	0 (0)	0 (0)	0 (0)	0 (0)	0 (0)	0 (0)	0 (0)	1 (0)	1 (0)
ANGLER DAYS	0.0	0.0	0.0	0.0	0.0	0.0	0.0	0.0	0.0	0.0	0.0	*****	*****
BOAT DAYS	0	0	0	0	0	0	0	0	0	0	0	*****	*****

***** OLD TYPE LOGBOOK RECORD : DOES NOT APPLY.

* 1974 ANGLER LOGBOOK ENTRIES *

ANGLER CODE: MA01

STATISTICAL AREAS FISHED: 28 29

1974	JAN	FEB	MAR	APR	MAY	JUN	JUL	AUG	SEP	OCT	NOV	DEC	TOTAL
CHINOOK	0 (0)	0 (0)	0 (0)	11 (0)	12 (0)	10 (0)	12 (0)	0 (0)	0 (0)	1 (0)	0 (0)	0 (0)	46 (0)
COHO	0 (0)	0 (0)	0 (0)	2 (0)	2 (1)	5 (1)	3 (3)	10 (1)	0 (0)	2 (1)	0 (0)	0 (0)	24 (7)
ANGLER DAYS	0.0	0.0	0.0	*****	*****	*****	*****	*****	0.0	*****	0.0	0.0	*****
BOAT DAYS	0	0	0	*****	*****	*****	*****	*****	0	*****	0	0	*****

ANGLER CODE: MA03

STATISTICAL AREAS FISHED: 29

1974	JAN	FEB	MAR	APR	MAY	JUN	JUL	AUG	SEP	OCT	NOV	DEC	TOTAL
CHINOOK	0 (0)	0 (0)	0 (0)	0 (0)	3 (0)	0 (0)	0 (0)	0 (0)	0 (0)	0 (0)	0 (0)	0 (0)	3 (0)
COHO	0 (0)	0 (0)	0 (0)	0 (0)	0 (0)	0 (0)	0 (0)	0 (0)	0 (0)	0 (0)	0 (0)	0 (0)	0 (0)
ANGLER DAYS	0.0	0.0	0.0	0.0	*****	0.0	0.0	0.0	0.0	0.0	0.0	0.0	*****
BOAT DAYS	0	0	0	0	*****	0	0	0	0	0	0	0	*****

***** OLD TYPE LOGBOOK RECORD : DOES NOT APPLY.

* 1974 ANGLER LOGBOOK ENTRIES *

ANGLER CODE: MA07

STATISTICAL AREAS FISHED: 29

1974	JAN	FEB	MAR	APR	MAY	JUN	JUL	AUG	SEP	OCT	NOV	DEC	TOTAL
CHINOOK	0 (0)	0 (0)	0 (0)	3 (0)	6 (1)	0 (0)	0 (0)	0 (0)	0 (0)	0 (0)	0 (0)	0 (0)	9 (1)
COHO	0 (0)	0 (0)	0 (0)	27 (0)	24 (0)	0 (0)	0 (0)	0 (0)	0 (0)	0 (0)	0 (0)	0 (0)	51 (0)
ANGLER DAYS	0.0	0.0	0.0	*****	*****	0.0	0.0	0.0	0.0	0.0	0.0	0.0	*****
BOAT DAYS	0	0	0	*****	*****	0	0	0	0	0	0	0	*****

ANGLER CODE: MA29

STATISTICAL AREAS FISHED: 29

1974	JAN	FEB	MAR	APR	MAY	JUN	JUL	AUG	SEP	OCT	NOV	DEC	TOTAL
CHINOOK	0 (0)	0 (0)	0 (0)	0 (0)	0 (0)	0 (0)	0 (0)	0 (0)	0 (0)	4 (0)	0 (0)	0 (0)	4 (0)
COHO	0 (0)	0 (0)	0 (0)	0 (0)	0 (0)	0 (0)	0 (0)	0 (0)	9 (0)	3 (1)	0 (0)	0 (0)	12 (1)
ANGLER DAYS	0.0	0.0	0.0	0.0	0.0	0.0	0.0	0.0	*****	*****	0.0	0.0	*****
BOAT DAYS	0	0	0	0	0	0	0	0	*****	*****	0	0	*****

***** OLD TYPE LOGBOOK RECORD : DOES NOT APPLY.

* 1975 ANGLER LOGBOOK ENTRIES *

ANGLER CODE: IA01

STATISTICAL AREAS FISHED: 13

1975	JAN	FEB	MAR	APR	MAY	JUN	JUL	AUG	SEP	OCT	NOV	DEC	TOTAL
CHINDOK	0 (0)	0 (0)	0 (0)	0 (0)	1 (0)	5 (0)	14 (1)	18 (2)	0 (0)	0 (0)	0 (0)	0 (0)	38 (3)
COHO	0 (0)	0 (0)	0 (0)	0 (0)	1 (0)	29 (3)	29 (4)	49 (4)	0 (0)	0 (0)	0 (0)	0 (0)	108 (11)
ANGLER DAYS	0.0	0.0	0.0	0.0	*****	*****	*****	19.0	0.0	0.0	0.0	0.0	*****
BOAT DAYS	0	0	0	0	*****	*****	*****	18	0	0	0	0	*****

ANGLER CODE: RA01

STATISTICAL AREAS FISHED: 13

1975	JAN	FEB	MAR	APR	MAY	JUN	JUL	AUG	SEP	OCT	NOV	DEC	TOTAL
CHINOOK	12 (1)	12 (3)	5 (0)	2 (0)	0 (0)	0 (0)	0 (0)	0 (0)	0 (0)	0 (0)	0 (0)	0 (0)	31 (4)
COHO	0 (0)	0 (0)	1 (0)	1 (0)	0 (0)	0 (0)	0 (0)	0 (0)	0 (0)	0 (0)	0 (0)	0 (0)	2 (0)
ANGLER DAYS	*****	*****	*****	*****	0.0	0.0	0.0	0.0	0.0	0.0	0.0	0.0	*****
BOAT DAYS	*****	*****	*****	*****	0	0	0	0	0	0	0	0	*****

***** OLD TYPE LOGBOOK RECORD : DOES NOT APPLY.

* 1975 ANGLER LOGBOOK ENTRIES *

ANGLER CODE: RA06

STATISTICAL AREAS FISHED: 13

1975	JAN	FEB	MAR	APR	MAY	JUN	JUL	AUG	SEP	OCT	NOV	DEC	TOTAL
CHINOOK	0 (0)	0 (0)	0 (0)	0 (0)	0 (0)	2 (0)	8 (0)	15 (0)	2 (0)	0 (0)	0 (0)	0 (0)	27 (0)
COHO	0 (0)	0 (0)	0 (0)	0 (0)	15 (0)	18 (0)	31 (1)	8 (1)	12 (1)	0 (0)	0 (0)	0 (0)	84 (3)
ANGLER DAYS	0.0	0.0	0.0	0.0	*****	*****	*****	14.0	9.0	0.0	0.0	0.0	*****
BOAT DAYS	0	0	0	0	*****	*****	*****	14	8	0	0	0	*****

ANGLER CODE: RA10

STATISTICAL AREAS FISHED: 13

1975	JAN	FEB	MAR	APR	MAY	JUN	JUL	AUG	SEP	OCT	NOV	DEC	TOTAL
CHINOOK	0 (0)	0 (0)	0 (0)	3 (0)	6 (0)	3 (0)	19 (0)	36 (1)	0 (0)	0 (0)	0 (0)	0 (0)	67 (1)
COHO	0 (0)	0 (0)	0 (0)	0 (0)	30 (2)	41 (1)	43 (2)	162 (10)	0 (0)	0 (0)	0 (0)	0 (0)	276 (15)
ANGLER DAYS	0.0	0.0	0.0	*****	*****	*****	*****	60.3	0.0	0.0	0.0	0.0	*****
BOAT DAYS	0	0	0	*****	*****	*****	*****	25	0	0	0	0	*****

***** OLD TYPE LOGBOOK RECORD : DOES NOT APPLY.

* 1975 ANGLER LOGBOOK ENTRIES *

ANGLER CODE: RA17

STATISTICAL AREAS FISHED: 13

1975	JAN	FEB	MAR	APR	MAY	JUN	JUL	AUG	SEP	OCT	NOV	DEC	TOTAL
CHINOOK	0 (0)	0 (0)	0 (0)	0 (0)	0 (0)	0 (0)	10 (1)	11 (2)	2 (0)	0 (0)	0 (0)	0 (0)	23 (3)
COHO	0 (0)	0 (0)	0 (0)	0 (0)	0 (0)	0 (0)	23 (1)	38 (4)	12 (0)	0 (0)	0 (0)	0 (0)	73 (5)
ANGLER DAYS	0.0	0.0	0.0	0.0	0.0	0.0	*****	57.0	13.0	0.0	0.0	0.0	*****
BOAT DAYS	0	0	0	0	0	0	*****	21	7	0	0	0	*****

ANGLER CODE: UA02

STATISTICAL AREAS FISHED: 13

1975	JAN	FEB	MAR	APR	MAY	JUN	JUL	AUG	SEP	OCT	NOV	DEC	TOTAL
CHINOOK	0 (0)	0 (0)	0 (0)	0 (0)	0 (0)	0 (0)	1 (0)	0 (0)	0 (0)	0 (0)	0 (0)	0 (0)	1 (0)
COHO	0 (0)	0 (0)	0 (0)	0 (0)	0 (0)	0 (0)	18 (1)	19 (2)	0 (0)	0 (0)	0 (0)	0 (0)	37 (3)
ANGLER DAYS	0.0	0.0	0.0	0.0	0.0	0.0	*****	14.0	0.0	0.0	0.0	0.0	*****
BOAT DAYS	0	0	0	0	0	0	*****	7	0	0	0	0	*****

***** OLD TYPE LOGBOOK RECORD : DOES NOT APPLY.

* 1975 ANGLER LOGBOOK ENTRIES *

ANGLER CODE: UA05

STATISTICAL AREAS FISHED: 13

1975	JAN	FEB	MAR	APR	MAY	JUN	JUL	AUG	SEP	OCT	NOV	DEC	TOTAL
CHINOOK	0 (0)	0 (0)	0 (0)	0 (0)	0 (0)	0 (0)	0 (0)	0 (0)	0 (0)	0 (0)	0 (0)	0 (0)	0 (0)
COHO	0 (0)	0 (0)	0 (0)	0 (0)	42 (2)	0 (0)	20 (0)	22 (2)	2 (0)	0 (0)	0 (0)	0 (0)	86 (4)
ANGLER DAYS	0.0	0.0	0.0	0.0	*****	0.0	*****	20.0	4.0	0.0	0.0	0.0	*****
BOAT DAYS	0	0	0	0	*****	0	*****	9	1	0	0	0	*****

ANGLER CODE: UA06

STATISTICAL AREAS FISHED: 13

1975	JAN	FEB	MAR	APR	MAY	JUN	JUL	AUG	SEP	OCT	NOV	DEC	TOTAL
CHINOOK	0 (0)	0 (0)	0 (0)	0 (0)	0 (0)	1 (0)	1 (0)	0 (0)	0 (0)	0 (0)	0 (0)	0 (0)	2 (0)
COHO	0 (0)	0 (0)	0 (0)	0 (0)	0 (0)	63 (2)	45 (1)	0 (0)	0 (0)	0 (0)	0 (0)	0 (0)	108 (3)
ANGLER DAYS	0.0	0.0	0.0	0.0	0.0	*****	*****	0.0	0.0	0.0	0.0	0.0	*****
BOAT DAYS	0	0	0	0	0	*****	*****	0	0	0	0	0	*****

***** OLD TYPE LOGBOOK RECORD : DOES NOT APPLY.

* 1975 ANGLER LOGBOOK ENTRIES *

ANGLER CODE: UA09

STATISTICAL AREAS FISHED: 13

1975	JAN	FEB	MAR	APR	MAY	JUN	JUL	AUG	SEP	OCT	NOV	DEC	TOTAL
CHINOOK	0 (0)	0 (0)	0 (0)	0 (0)	5 (0)	8 (0)	10 (3)	0 (0)	0 (0)	0 (0)	0 (0)	0 (0)	23 (3)
COHO	0 (0)	0 (0)	0 (0)	0 (0)	23 (2)	99 (3)	45 (3)	0 (0)	0 (0)	0 (0)	0 (0)	0 (0)	167 (8)
ANGLER DAYS	0.0	0.0	0.0	0.0	*****	*****	*****	0.0	0.0	0.0	0.0	0.0	*****
BOAT DAYS	0	0	0	0	*****	*****	*****	0	0	0	0	0	*****

ANGLER CODE: CA34

STATISTICAL AREAS FISHED: 13 14

1975	JAN	FEB	MAR	APR	MAY	JUN	JUL	AUG	SEP	OCT	NOV	DEC	TOTAL
CHINOOK	0 (0)	0 (0)	0 (0)	0 (0)	0 (0)	0 (0)	1 (0)	0 (0)	1 (0)	0 (0)	0 (0)	0 (0)	2 (0)
COHO	0 (0)	0 (0)	0 (0)	0 (0)	0 (0)	5 (0)	3 (0)	17 (1)	3 (0)	0 (0)	0 (0)	0 (0)	28 (1)
ANGLER DAYS	0.0	0.0	0.0	0.0	0.0	*****	*****	11.0	2.0	0.0	0.0	0.0	*****
BOAT DAYS	0	0	0	0	0	*****	*****	5	2	0	0	0	*****

***** OLD TYPE LOGBOOK RECORD : DOES NOT APPLY.

* 1975 ANGLER LOGBOOK ENTRIES *

ANGLER CODE: CA11

STATISTICAL AREAS FISHED: 13 14 15

1975	JAN	FEB	MAR	APR	MAY	JUN	JUL	AUG	SEP	OCT	NOV	DEC	TOTAL
CHINOOK	0 (0)	0 (0)	0 (0)	0 (0)	0 (0)	0 (0)	2 (0)	2 (0)	1 (0)	0 (0)	0 (0)	0 (0)	5 (0)
COHO	0 (0)	0 (0)	0 (0)	0 (0)	58 (0)	14 (1)	19 (1)	45 (2)	63 (5)	0 (0)	0 (0)	0 (0)	199 (9)
ANGLER DAYS	0.0	0.0	0.0	0.0	*****	*****	*****	44.5	41.0	0.0	0.0	0.0	*****
BOAT DAYS	0	0	0	0	*****	*****	*****	15	16	0	0	0	*****

ANGLER CODE: CA09

STATISTICAL AREAS FISHED: 13 14 16

1975	JAN	FEB	MAR	APR	MAY	JUN	JUL	AUG	SEP	OCT	NOV	DEC	TOTAL
CHINOOK	0 (0)	0 (0)	0 (0)	0 (0)	2 (0)	0 (0)	4 (0)	8 (1)	8 (0)	0 (0)	0 (0)	0 (0)	22 (1)
COHO	0 (0)	0 (0)	0 (0)	0 (0)	3 (1)	0 (0)	6 (1)	6 (2)	7 (0)	0 (0)	0 (0)	0 (0)	22 (4)
ANGLER DAYS	0.0	0.0	0.0	0.0	*****	0.0	*****	12.0	16.5	0.0	0.0	0.0	*****
BOAT DAYS	0	0	0	0	*****	0	*****	11	11	0	0	0	*****

***** OLD TYPE LOGBOOK RECORD : DOES NOT APPLY.

* 1975 ANGLER LOGBOOK ENTRIES *

ANGLER CODE: MA09

STATISTICAL AREAS FISHED: 13 14 16 17 18 29

1975	JAN	FEB	MAR	APR	MAY	JUN	JUL	AUG	SEP	OCT	NOV	DEC	TOTAL
CHINOOK	0 (0)	0 (0)	0 (0)	4 (0)	5 (0)	0 (0)	5 (0)	4 (0)	10 (1)	0 (0)	0 (0)	0 (0)	28 (1)
COHO	0 (0)	0 (0)	0 (0)	8 (0)	16 (0)	0 (0)	0 (0)	34 (1)	20 (0)	0 (0)	0 (0)	0 (0)	78 (1)
ANGLER DAYS	0.0	0.0	0.0	*****	*****	0.0	*****	28.0	17.0	0.0	0.0	0.0	*****
BOAT DAYS	0	0	0	*****	*****	0	*****	11	7	0	0	0	*****

ANGLER CODE: CA45

STATISTICAL AREAS FISHED: 13 14 28

1975	JAN	FEB	MAR	APR	MAY	JUN	JUL	AUG	SEP	OCT	NOV	DEC	TOTAL
CHINOOK	0 (0)	0 (0)	0 (0)	0 (0)	5 (0)	6 (0)	1 (0)	7 (0)	1 (0)	0 (0)	0 (0)	0 (0)	20 (0)
COHO	0 (0)	0 (0)	0 (0)	0 (0)	26 (1)	17 (0)	28 (0)	15 (0)	12 (1)	0 (0)	0 (0)	0 (0)	98 (2)
ANGLER DAYS	0.0	0.0	0.0	0.0	*****	*****	*****	22.0	17.0	2.0	3.0	3.0	*****
BOAT DAYS	0	0	0	0	*****	*****	*****	12	16	2	3	3	*****

***** OLD TYPE LOGBOOK RECORD : DOES NOT APPLY.

* 1975 ANGLER LOGBOOK ENTRIES *

ANGLER CODE: NA09

STATISTICAL AREAS FISHED: 13 17

1975	JAN	FEB	MAR	APR	MAY	JUN	JUL	AUG	SEP	OCT	NOV	DEC	TOTAL
CHINOOK	0 (0)	0 (0)	0 (0)	0 (0)	0 (0)	0 (0)	0 (0)	1 (0)	0 (0)	0 (0)	0 (0)	0 (0)	1 (0)
COHO	0 (0)	0 (0)	0 (0)	0 (0)	3 (0)	3 (0)	1 (0)	41 (4)	14 (0)	0 (0)	0 (0)	0 (0)	62 (4)
ANGLER DAYS	0.0	0.0	0.0	0.0	*****	*****	*****	53.2	31.0	0.0	0.0	0.0	*****
BOAT DAYS	0	0	0	0	*****	*****	*****	22	13	0	0	0	*****

ANGLER CODE: RA05

STATISTICAL AREAS FISHED: 13 17 18:

1975	JAN	FEB	MAR	APR	MAY	JUN	JUL	AUG	SEP	OCT	NOV	DEC	TOTAL
CHINOOK	0 (0)	0 (0)	0 (0)	0 (0)	0 (0)	1 (0)	3 (0)	3 (0)	1 (0)	0 (0)	0 (0)	0 (0)	8 (0)
COHO	0 (0)	0 (0)	0 (0)	0 (0)	0 (0)	4 (0)	2 (0)	11 (0)	3 (0)	0 (0)	0 (0)	0 (0)	20 (0)
ANGLER DAYS	0.0	0.0	0.0	0.0	0.0	*****	*****	9.8	8.0	0.0	0.0	0.0	*****
BOAT DAYS	0	0	0	0	0	*****	*****	4	6	0	0	0	*****

***** OLD TYPE LOGBOOK RECORD : DOES NOT APPLY.

* 1975 ANGLER LOGBOOK ENTRIES *

ANGLER CODE: CA01

STATISTICAL AREAS FISHED: 14

1975	JAN	FEB	MAR	APR	MAY	JUN	JUL	AUG	SEP	OCT	NOV	DEC	TOTAL
CHINOOK	0 (0)	0 (0)	0 (0)	0 (0)	0 (0)	0 (0)	1 (0)	0 (0)	0 (0)	0 (0)	0 (0)	0 (0)	1 (0)
COHO	0 (0)	0 (0)	0 (0)	0 (0)	0 (0)	1 (0)	1 (0)	2 (0)	9 (1)	2 (0)	0 (0)	0 (0)	15 (1)
ANGLER DAYS	0.0	0.0	0.0	0.0	0.0	*****	*****	*****	*****	2.0	0.0	0.0	*****
BOAT DAYS	0	0	0	0	0	*****	*****	*****	*****	1	0	0	*****

ANGLER CODE: CA07

STATISTICAL AREAS FISHED: 14

1975	JAN	FEB	MAR	APR	MAY	JUN	JUL	AUG	SEP	OCT	NOV	DEC	TOTAL
CHINOOK	0 (0)	0 (0)	0 (0)	0 (0)	0 (0)	0 (0)	0 (0)	2 (0)	2 (0)	0 (0)	0 (0)	0 (0)	4 (0)
COHO	0 (0)	0 (0)	0 (0)	0 (0)	0 (0)	15 (2)	0 (0)	16 (1)	8 (0)	0 (0)	0 (0)	0 (0)	39 (3)
ANGLER DAYS	0.0	0.0	0.0	0.0	0.0	*****	0.0	*****	10.0	0.0	0.0	0.0	*****
BOAT DAYS	0	0	0	0	0	*****	0	*****	5	0	0	0	*****

***** OLD TYPE LOGBOOK RECORD : DOES NOT APPLY.

* 1975 ANGLER LOGBOOK ENTRIES *

ANGLER CODE: CA15

STATISTICAL AREAS FISHED: 14

1975	JAN	FEB	MAR	APR	MAY	JUN	JUL	AUG	SEP	OCT	NOV	DEC	TOTAL
CHINOOK	0 (0)	0 (0)	0 (0)	0 (0)	0 (0)	0 (0)	16 (0)	0 (0)	0 (0)	0 (0)	0 (0)	0 (0)	16 (0)
COHO	0 (0)	0 (0)	0 (0)	0 (0)	0 (0)	0 (0)	6 (1)	0 (0)	0 (0)	0 (0)	0 (0)	0 (0)	6 (1)
ANGLER DAYS	0.0	0.0	0.0	0.0	0.0	0.0	*****	0.0	0.0	0.0	0.0	0.0	*****
BOAT DAYS	0	0	0	0	0	0	*****	0	0	0	0	0	*****

ANGLER CODE: CA16

STATISTICAL AREAS FISHED: 14

1975	JAN	FEB	MAR	APR	MAY	JUN	JUL	AUG	SEP	OCT	NOV	DEC	TOTAL
CHINOOK	0 (0)	0 (0)	0 (0)	0 (0)	0 (0)	0 (0)	0 (0)	4 (0)	0 (0)	0 (0)	0 (0)	0 (0)	4 (0)
COHO	0 (0)	0 (0)	0 (0)	0 (0)	0 (0)	0 (0)	2 (0)	5 (2)	0 (0)	0 (0)	0 (0)	0 (0)	7 (2)
ANGLER DAYS	0.0	0.0	0.0	0.0	0.0	0.0	*****	*****	0.0	0.0	0.0	0.0	*****
BOAT DAYS	0	0	0	0	0	0	*****	*****	0	0	0	0	*****

***** OLD TYPE LOGBOOK RECORD : DOES NOT APPLY.

* 1975 ANGLER LOGBOOK ENTRIES *

ANGLER CODE: CA27

STATISTICAL AREAS FISHED: 14

1975	JAN	FEB	MAR	APR	MAY	JUN	JUL	AUG	SEP	OCT	NOV	DEC	TOTAL
CHINOOK	0 (0)	0 (0)	0 (0)	0 (0)	5 (0)	3 (0)	5 (0)	0 (0)	0 (0)	0 (0)	0 (0)	0 (0)	13 (0)
COHO	0 (0)	0 (0)	0 (0)	0 (0)	7 (0)	6 (0)	12 (2)	0 (0)	0 (0)	0 (0)	0 (0)	0 (0)	25 (2)
ANGLER DAYS	0.0	0.0	0.0	0.0	*****	*****	*****	0.0	0.0	0.0	0.0	0.0	*****
BOAT DAYS	0	0	0	0	*****	*****	*****	0	0	0	0	0	*****

ANGLER CODE: CA39

STATISTICAL AREAS FISHED: 14

1975	JAN	FEB	MAR	APR	MAY	JUN	JUL	AUG	SEP	OCT	NOV	DEC	TOTAL
CHINOOK	0 (0)	0 (0)	0 (0)	0 (0)	1 (0)	0 (0)	0 (0)	0 (0)	0 (0)	0 (0)	0 (0)	0 (0)	1 (0)
COHO	0 (0)	0 (0)	0 (0)	0 (0)	3 (0)	0 (0)	2 (0)	0 (0)	6 (1)	0 (0)	0 (0)	0 (0)	11 (1)
ANGLER DAYS	0.0	0.0	0.0	0.0	*****	0.0	*****	6.0	11.0	0.0	0.0	0.0	*****
BOAT DAYS	0	0	0	0	*****	0	*****	6	11	0	0	0	*****

***** OLD TYPE LOGBOOK RECORD : DOES NOT APPLY.

* 1975 ANGLER LOGBOOK ENTRIES *

ANGLER CODE: NA21

STATISTICAL AREAS FISHED: 14

1975	JAN	FEB	MAR	APR	MAY	JUN	JUL	AUG	SEP	OCT	NOV	DEC	TOTAL
CHINOOK	0 (0)	0 (0)	0 (0)	0 (0)	0 (0)	0 (0)	0 (0)	10 (0)	0 (0)	0 (0)	0 (0)	0 (0)	10 (0)
COHO	0 (0)	0 (0)	0 (0)	0 (0)	0 (0)	0 (0)	0 (0)	5 (0)	0 (0)	0 (0)	0 (0)	0 (0)	5 (0)
ANGLER DAYS	0.0	0.0	0.0	0.0	0.0	0.0	0.0	*****	0.0	0.0	0.0	0.0	*****
BOAT DAYS	0	0	0	0	0	0	0	*****	0	0	0	0	*****

ANGLER CODE: PA01

STATISTICAL AREAS FISHED: 14

1975	JAN	FEB	MAR	APR	MAY	JUN	JUL	AUG	SEP	OCT	NOV	DEC	TOTAL
CHINOOK	0 (0)	0 (0)	0 (0)	0 (0)	0 (0)	0 (0)	0 (0)	0 (0)	0 (0)	0 (0)	0 (0)	0 (0)	0 (0)
COHO	0 (0)	0 (0)	0 (0)	0 (0)	0 (0)	0 (0)	0 (0)	0 (0)	0 (0)	0 (0)	0 (0)	0 (0)	0 (0)
ANGLER DAYS	0.0	0.0	0.0	0.0	0.0	0.0	0.0	0.0	2.0	0.0	0.0	0.0	2.0
BOAT DAYS	0	0	0	0	0	0	0	0	1	0	0	0	1

***** OLD TYPE LOGBOOK RECORD : DOES NOT APPLY.

* 1975 ANGLER LOGBOOK ENTRIES *

ANGLER CODE: PA02

STATISTICAL AREAS FISHED: 14

1975	JAN	FEB	MAR	APR	MAY	JUN	JUL	AUG	SEP	OCT	NOV	DEC	TOTAL
CHINOOK	7 (1)	4 (0)	0 (0)	0 (0)	0 (0)	0 (0)	0 (0)	0 (0)	0 (0)	0 (0)	0 (0)	0 (0)	11 (1)
COHO	0 (0)	0 (0)	0 (0)	0 (0)	0 (0)	0 (0)	0 (0)	0 (0)	0 (0)	0 (0)	0 (0)	0 (0)	0 (0)
ANGLER DAYS	*****	*****	0.0	0.0	0.0	0.0	0.0	0.0	0.0	0.0	0.0	0.0	*****
BOAT DAYS	*****	*****	0	0	0	0	0	0	0	0	0	0	*****

ANGLER CODE: PA12

STATISTICAL AREAS FISHED: 14

1975	JAN	FEB	MAR	APR	MAY	JUN	JUL	AUG	SEP	OCT	NOV	DEC	TOTAL
CHINOOK	0 (0)	0 (0)	0 (0)	0 (0)	0 (0)	3 (0)	0 (0)	0 (0)	35 (0)	0 (0)	0 (0)	0 (0)	38 (0)
COHO	0 (0)	0 (0)	0 (0)	0 (0)	9 (0)	0 (0)	6 (0)	16 (0)	1 (0)	0 (0)	0 (0)	0 (0)	32 (0)
ANGLER DAYS	0.0	0.0	0.0	0.0	*****	*****	*****	*****	31.0	0.0	0.0	0.0	*****
BOAT DAYS	0	0	0	0	*****	*****	*****	*****	17	0	0	0	*****

***** OLD TYPE LOGBOOK RECORD : DOES NOT APPLY.

* 1975 ANGLER LOGBOOK ENTRIES *

ANGLER CODE: PA13

STATISTICAL AREAS FISHED: 14

1975	JAN	FEB	MAR	APR	MAY	JUN	JUL	AUG	SEP	OCT	NOV	DEC	TOTAL
CHINOOK	9 (0)	0 (0)	0 (0)	0 (0)	0 (0)	0 (0)	0 (0)	0 (0)	0 (0)	0 (0)	0 (0)	0 (0)	9 (0)
COHO	1 (0)	0 (0)	0 (0)	0 (0)	0 (0)	0 (0)	0 (0)	0 (0)	0 (0)	0 (0)	0 (0)	0 (0)	1 (0)
ANGLER DAYS	*****	0.0	0.0	0.0	0.0	0.0	0.0	0.0	0.0	0.0	0.0	0.0	*****
BOAT DAYS	*****	0	0	0	0	0	0	0	0	0	0	0	*****

ANGLER CODE: PA24

STATISTICAL AREAS FISHED: 14

1975	JAN	FEB	MAR	APR	MAY	JUN	JUL	AUG	SEP	OCT	NOV	DEC	TOTAL
CHINOOK	0 (0)	0 (0)	0 (0)	0 (0)	0 (0)	0 (0)	0 (0)	0 (0)	0 (0)	0 (0)	0 (0)	0 (0)	0 (0)
COHO	0 (0)	0 (0)	4 (1)	0 (0)	0 (0)	0 (0)	0 (0)	0 (0)	0 (0)	0 (0)	0 (0)	0 (0)	4 (1)
ANGLER DAYS	0.0	0.0	*****	0.0	0.0	0.0	0.0	0.0	0.0	0.0	0.0	0.0	*****
BOAT DAYS	0	0	*****	0	0	0	0	0	0	0	0	0	*****

***** OLD TYPE LOGBOOK RECORD : DOES NOT APPLY.

* 1975 ANGLER LOGBOOK ENTRIES *

ANGLER CODE: PA28

STATISTICAL AREAS FISHED: 14

1975	JAN	FEB	MAR	APR	MAY	JUN	JUL	AUG	SEP	OCT	NOV	DEC	TOTAL
CHINOOK	0 (0)	0 (0)	0 (0)	0 (0)	0 (0)	0 (0)	0 (0)	0 (0)	12 (1)	0 (0)	0 (0)	0 (0)	12 (1)
COHO	0 (0)	0 (0)	0 (0)	0 (0)	4 (1)	0 (0)	0 (0)	0 (0)	3 (1)	0 (0)	0 (0)	0 (0)	7 (2)
ANGLER DAYS	0.0	0.0	0.0	0.0	*****	0.0	0.0	0.0	13.0	0.0	0.0	0.0	*****
BOAT DAYS	0	0	0	0	*****	0	0	0	6	0	0	0	*****

ANGLER CODE: PA33

STATISTICAL AREAS FISHED: 14

1975	JAN	FEB	MAR	APR	MAY	JUN	JUL	AUG	SEP	OCT	NOV	DEC	TOTAL
CHINOOK	0 (0)	0 (0)	0 (0)	0 (0)	1 (0)	13 (0)	7 (0)	17 (0)	0 (0)	0 (0)	0 (0)	0 (0)	38 (0)
COHO	0 (0)	0 (0)	0 (0)	0 (0)	5 (0)	23 (0)	14 (0)	1 (0)	0 (0)	0 (0)	0 (0)	0 (0)	43 (0)
ANGLER DAYS	0.0	0.0	0.0	0.0	*****	*****	*****	*****	0.0	0.0	0.0	0.0	*****
BOAT DAYS	0	0	0	0	*****	*****	*****	*****	0	0	0	0	*****

***** OLD TYPE LOGBOOK RECORD : DOES NOT APPLY.

* 1975 ANGLER LOGBOOK ENTRIES *

ANGLER CODE: SA15

STATISTICAL AREAS FISHED: 14

1975	JAN	FEB	MAR	APR	MAY	JUN	JUL	AUG	SEP	OCT	NOV	DEC	TOTAL
CHINOOK	0 (0)	0 (0)	0 (0)	0 (0)	0 (0)	1 (0)	0 (0)	0 (0)	0 (0)	0 (0)	0 (0)	0 (0)	1 (0)
COHO	0 (0)	0 (0)	0 (0)	0 (0)	0 (0)	6 (0)	0 (0)	0 (0)	0 (0)	0 (0)	0 (0)	0 (0)	6 (0)
ANGLER DAYS	0.0	0.0	0.0	0.0	0.0	*****	0.0	0.0	0.0	0.0	0.0	0.0	*****
BOAT DAYS	0	0	0	0	0	*****	0	0	0	0	0	0	*****

ANGLER CODE: CB01

STATISTICAL AREAS FISHED: 14 15

1975	JAN	FEB	MAR	APR	MAY	JUN	JUL	AUG	SEP	OCT	NOV	DEC	TOTAL
CHINOOK	0 (0)	0 (0)	0 (0)	0 (0)	0 (0)	5 (0)	36 (6)	25 (0)	0 (0)	0 (0)	0 (0)	0 (0)	66 (6)
COHO	0 (0)	0 (0)	0 (0)	0 (0)	0 (0)	0 (0)	4 (1)	6 (1)	0 (0)	0 (0)	0 (0)	0 (0)	10 (2)
ANGLER DAYS	0.0	0.0	0.0	0.0	0.0	*****	*****	17.0	0.0	0.0	0.0	0.0	*****
BOAT DAYS	0	0	0	0	0	*****	*****	12	0	0	0	0	*****

***** DLD TYPE LOGBOOK RECORD : DOES NOT APPLY.

* 1975 ANGLER LOGBOOK ENTRIES *

ANGLER CODE: PA06

STATISTICAL AREAS FISHED: 14 15

1975	JAN	FEB	MAR	APR	MAY	JUN	JUL	AUG	SEP	OCT	NOV	DEC	TOTAL
CHINOOK	0 (0)	0 (0)	0 (0)	0 (0)	4 (0)	12 (0)	22 (0)	32 (1)	13 (1)	0 (0)	0 (0)	0 (0)	83 (2)
COHD	0 (0)	0 (0)	0 (0)	0 (0)	12 (0)	9 (2)	23 (1)	15 (1)	12 (0)	0 (0)	0 (0)	0 (0)	71 (4)
ANGLER DAYS	0.0	0.0	0.0	0.0	*****	*****	*****	42.0	48.0	0.0	0.0	0.0	*****
BOAT DAYS	0	0	0	0	*****	*****	*****	18	18	0	0	0	*****

ANGLER CODE: TALL

STATISTICAL AREAS FISHED: 14 15 16

1975	JAN	FEB	MAR	APR	MAY	JUN	JUL	AUG	SEP	DCT	NOV	DEC	TOTAL
CHINOOK	0 (0)	0 (0)	0 (0)	0 (0)	2 (0)	1 (0)	2 (0)	0 (0)	5 (0)	0 (0)	0 (0)	0 (0)	10 (0)
COHO	0 (0)	0 (0)	0 (0)	0 (0)	13 (0)	12 (0)	11 (1)	11 (0)	15 (0)	0 (0)	0 (0)	0 (0)	62 (1)
ANGLER DAYS	0.0	0.0	0.0	0.0	*****	*****	*****	5.0	11.0	0.0	0.0	0.0	*****
BOAT DAYS	0	0	0	0	*****	*****	*****	3	9	0	0	0	*****

***** OLD TYPE LOGBOOK RECORD : DOES NOT APPLY.

* 1975 ANGLER LOGBOOK ENTRIES *

ANGLER CODE: MB29

STATISTICAL AREAS FISHED: 14 16

1975	JAN	FEB	MAR	APR	MAY	JUN	JUL	AUG	SEP	OCT	NOV	DEC	TOTAL
CHINOOK	0 (0)	0 (0)	0 (0)	0 (0)	0 (0)	0 (0)	6 (0)	0 (0)	0 (0)	0 (0)	0 (0)	0 (0)	6 (0)
COHO	0 (0)	0 (0)	0 (0)	5 (0)	0 (0)	0 (0)	3 (0)	0 (0)	0 (0)	0 (0)	0 (0)	0 (0)	8 (0)
ANGLER DAYS	0.0	0.0	0.0	*****	0.0	0.0	*****	0.0	0.0	0.0	0.0	0.0	*****
BOAT DAYS	0	0	0	*****	0	0	*****	0	0	0	0	0	*****

ANGLER CODE: DA09

STATISTICAL AREAS FISHED: 14 16 17

1975	JAN	FEB	MAR	APR	MAY	JUN	JUL	AUG	SEP	OCT	NOV	DEC	TOTAL
CHINOOK	0 (0)	0 (0)	0 (0)	0 (0)	2 (0)	0 (0)	1 (0)	3 (0)	0 (0)	0 (0)	0 (0)	0 (0)	6 (0)
COHO	0 (0)	0 (0)	0 (0)	0 (0)	16 (0)	39 (0)	63 (0)	10 (0)	0 (0)	0 (0)	0 (0)	0 (0)	128 (0)
ANGLER DAYS	0.0	0.0	0.0	0.0	*****	*****	*****	13.0	0.0	0.0	0.0	0.0	*****
BOAT DAYS	0	0	0	0	*****	*****	*****	5	0	0	0	0	*****

***** OLD TYPE LOGBOOK RECORD : DOES NOT APPLY.

* 1975 ANGLER LOGBOOK ENTRIES *

ANGLER CODE: TA15

STATISTICAL AREAS FISHED: 14 16 18

1975	JAN	FEB	MAR	APR	MAY	JUN	JUL	AUG	SEP	OCT	NOV	DEC	TOTAL
CHINOOK	0 (0)	0 (0)	10 (1)	16 (0)	22 (0)	0 (0)	0 (0)	0 (0)	0 (0)	0 (0)	0 (0)	0 (0)	48 (1)
COHO	0 (0)	14 (0)	0 (0)	0 (0)	0 (0)	0 (0)	0 (0)	0 (0)	0 (0)	0 (0)	0 (0)	0 (0)	14 (0)
ANGLER DAYS	0.0	*****	*****	*****	*****	0.0	0.0	0.0	0.0	0.0	0.0	0.0	*****
BOAT DAYS	0	*****	*****	*****	*****	0	0	0	0	0	0	0	*****

ANGLER CODE: NA03

STATISTICAL AREAS FISHED: 14 17

1975	JAN	FEB	MAR	APR	MAY	JUN	JUL	AUG	SEP	OCT	NOV	DEC	TOTAL
CHINOOK	3 (0)	0 (0)	0 (0)	0 (0)	3 (0)	0 (0)	5 (0)	14 (0)	0 (0)	0 (0)	0 (0)	0 (0)	25 (0)
COHO	3 (0)	0 (0)	0 (0)	0 (0)	12 (1)	0 (0)	10 (0)	7 (0)	0 (0)	0 (0)	0 (0)	0 (0)	32 (1)
ANGLER DAYS	*****	0.0	0.0	0.0	*****	0.0	*****	14.0	0.0	0.0	0.0	0.0	*****
BOAT DAYS	*****	0	0	0	*****	0	*****	8	0	0	0	0	*****

***** OLD TYPE LOGBOOK RECORD : DOES NOT APPLY.

* 1975 ANGLER LOGBOOK ENTRIES *

ANGLER CODE: NA20

STATISTICAL AREAS FISHED: 14 17

1975	JAN	FEB	MAR	APR	MAY	JUN	JUL	AUG	SEP	OCT	NOV	DEC	TOTAL
CHINOOK	0 (0)	0 (0)	0 (0)	0 (0)	4 (0)	6 (1)	31 (2)	25 (4)	0 (0)	0 (0)	0 (0)	0 (0)	66 (7)
COHO	0 (0)	0 (0)	0 (0)	4 (1)	37 (1)	31 (1)	22 (0)	11 (0)	0 (0)	0 (0)	0 (0)	0 (0)	105 (3)
ANGLER DAYS	0.0	0.0	0.0	*****	*****	*****	*****	*****	0.0	0.0	0.0	0.0	*****
BOAT DAYS	0	0	0	*****	*****	*****	*****	*****	0	0	0	0	*****

ANGLER CODE: NA24

STATISTICAL AREAS FISHED: 14 17

1975	JAN	FEB	MAR	APR	MAY	JUN	JUL	AUG	SEP	OCT	NOV	DEC	TOTAL
CHINOOK	0 (0)	0 (0)	0 (0)	0 (0)	18 (0)	1 (0)	12 (0)	5 (0)	0 (0)	0 (0)	0 (0)	0 (0)	36 (0)
COHO	0 (0)	0 (0)	0 (0)	0 (0)	19 (1)	2 (0)	10 (0)	1 (0)	0 (0)	0 (0)	0 (0)	0 (0)	32 (1)
ANGLER DAYS	0.0	0.0	0.0	0.0	*****	*****	*****	6.0	0.0	0.0	0.0	0.0	*****
BOAT DAYS	0	0	0	0	*****	*****	*****	3	0	0	0	0	*****

***** OLD TYPE LOGBOOK RECORD : DOES NOT APPLY.

* 1975 ANGLER LOGBOOK ENTRIES *

ANGLER CODE: NA27

STATISTICAL AREAS FISHED: 14 17

1975	JAN	FEB	MAR	APR	MAY	JUN	JUL	AUG	SEP	OCT	NOV	DEC	TOTAL
CHINOOK	0 (0)	0 (0)	0 (0)	0 (0)	2 (0)	10 (0)	12 (0)	21 (0)	6 (0)	0 (0)	0 (0)	0 (0)	51 (0)
COHO	0 (0)	0 (0)	4 (0)	24 (0)	21 (1)	53 (1)	8 (0)	7 (0)	2 (0)	0 (0)	0 (0)	0 (0)	119 (2)
ANGLER DAYS	0.0	0.0	*****	*****	*****	*****	*****	24.0	4.0	0.0	0.0	0.0	*****
BOAT DAYS	0	0	*****	*****	*****	*****	*****	7	2	0	0	0	*****

ANGLER CODE: PA31

STATISTICAL AREAS FISHED: 14 17

1975	JAN	FEB	MAR	APR	MAY	JUN	JUL	AUG	SEP	OCT	NOV	DEC	TOTAL
CHINOOK	0 (0)	0 (0)	0 (0)	0 (0)	3 (0)	1 (0)	7 (0)	22 (0)	1 (0)	0 (0)	0 (0)	0 (0)	34 (0)
COHO	0 (0)	0 (0)	0 (0)	0 (0)	12 (3)	29 (5)	5 (0)	53 (2)	50 (5)	9 (1)	0 (0)	0 (0)	158 (16)
ANGLER DAYS	0.0	0.0	0.0	0.0	*****	*****	*****	21.0	21.0	3.0	0.0	0.0	*****
BOAT DAYS	0	0	0	0	*****	*****	*****	9	10	2	0	0	*****

***** OLD TYPE LOGBOOK RECORD : DOES NOT APPLY.

* 1975 ANGLER LOGBOOK ENTRIES *

ANGLER CODE: DA10

STATISTICAL AREAS FISHED: 14 17 18

1975	JAN	FEB	MAR	APR	MAY	JUN	JUL	AUG	SEP	OCT	NOV	DEC	TOTAL
CHINOOK	0 (0)	0 (0)	0 (0)	0 (0)	0 (0)	0 (0)	0 (0)	15 (1)	19 (0)	0 (0)	0 (0)	0 (0)	34 (1)
COHD	0 (0)	0 (0)	0 (0)	0 (0)	0 (0)	0 (0)	21 (1)	7 (0)	10 (0)	0 (0)	0 (0)	0 (0)	38 (1)
ANGLER DAYS	0.0	0.0	0.0	0.0	0.0	0.0	*****	14.0	21.0	0.0	0.0	0.0	*****
BOAT DAYS	0	0	0	0	0	0	*****	10	17	0	0	0	*****

ANGLER CODE: SA19

STATISTICAL AREAS FISHED: 14 18 19

1975	JAN	FEB	MAR	APR	MAY	JUN	JUL	AUG	SEP	OCT	NOV	DEC	TOTAL
CHINOOK	0 (0)	0 (0)	0 (0)	0 (0)	25 (0)	8 (0)	12 (2)	0 (0)	0 (0)	0 (0)	0 (0)	0 (0)	45 (2)
COHO	0 (0)	0 (0)	0 (0)	0 (0)	12 (0)	0 (0)	31 (2)	0 (0)	0 (0)	0 (0)	0 (0)	0 (0)	43 (2)
ANGLER DAYS	0.0	0.0	0.0	0.0	*****	*****	*****	0.0	0.0	0.0	0.0	0.0	*****
BOAT DAYS	0	0	0	0	*****	*****	*****	0	0	0	0	0	*****

***** OLD TYPE LOGBOOK RECORD : DOES NOT APPLY.

* 1975 ANGLER LOGBOOK ENTRIES *

ANGLER CODE: SA21

STATISTICAL AREAS FISHED: 14 18 19

1975	JAN	FEB	MAR	APR	MAY	JUN	JUL	AUG	SEP	OCT	NOV	DEC	TOTAL
CHINOOK	0 (0)	0 (0)	0 (0)	0 (0)	0 (0)	1 (0)	22 (1)	12 (1)	0 (0)	9 (0)	20 (1)	6 (1)	70 (4)
COHO	0 (0)	0 (0)	0 (0)	0 (0)	0 (0)	1 (0)	21 (3)	141 (9)	0 (0)	0 (0)	0 (0)	0 (0)	163 (12)
ANGLER DAYS	0.0	0.0	0.0	0.0	0.0	*****	*****	*****	3.0	7.0	12.0	5.0	*****
BOAT DAYS	0	0	0	0	0	*****	*****	*****	3	7	12	5	*****

ANGLER CODE: SA22

STATISTICAL AREAS FISHED: 14 18 19 20

1975	JAN	FEB	MAR	APR	MAY	JUN	JUL	AUG	SEP	OCT	NOV	DEC	TOTAL
CHINOOK	0 (0)	0 (0)	0 (0)	0 (0)	0 (0)	0 (0)	0 (0)	11 (0)	17 (1)	47 (4)	25 (2)	21 (4)	121 (11)
COHO	0 (0)	0 (0)	0 (0)	0 (0)	0 (0)	0 (0)	0 (0)	11 (0)	14 (0)	23 (1)	25 (1)	25 (0)	98 (2)
ANGLER DAYS	0.0	0.0	0.0	0.0	0.0	0.0	0.0	15.0	21.0	22.0	17.0	19.0	94.0
BOAT DAYS	0	0	0	0	0	0	0	5	8	8	7	6	34

***** OLD TYPE LOGBOOK RECORD : DOES NOT APPLY.

* 1975 ANGLER LOGBOOK ENTRIES *

ANGLER CODE: SA14

STATISTICAL AREAS FISHED: 14 20

1975	JAN	FEB	MAR	APR	MAY	JUN	JUL	AUG	SEP	OCT	NOV	DEC	TOTAL
CHINOOK	0 (0)	0 (0)	0 (0)	0 (0)	0 (0)	0 (0)	5 (0)	20 (1)	17 (0)	0 (0)	0 (0)	0 (0)	42 (1)
COHO	0 (0)	0 (0)	0 (0)	0 (0)	0 (0)	0 (0)	3 (1)	41 (0)	41 (5)	0 (0)	0 (0)	0 (0)	85 (6)
ANGLER DAYS	0.0	0.0	0.0	0.0	0.0	0.0	*****	27.0	40.0	0.0	0.0	0.0	*****
BOAT DAYS	0	0	0	0	0	0	*****	13	19	0	0	0	*****

ANGLER CODE: MB05

STATISTICAL AREAS FISHED: 14 28

1975	JAN	FEB	MAR	APR	MAY	JUN	JUL	AUG	SEP	OCT	NOV	DEC	TOTAL
CHINOOK	0 (0)	0 (0)	0 (0)	0 (0)	1 (0)	0 (0)	0 (0)	1 (0)	0 (0)	0 (0)	0 (0)	0 (0)	2 (0)
COHO	0 (0)	0 (0)	0 (0)	0 (0)	0 (0)	0 (0)	0 (0)	45 (1)	0 (0)	0 (0)	0 (0)	0 (0)	45 (1)
ANGLER DAYS	0.0	0.0	0.0	0.0	*****	0.0	0.0	20.0	0.0	0.0	0.0	0.0	*****
BOAT DAYS	0	0	0	0	*****	0	0	8	0	0	0	0	*****

***** OLD TYPE LOGBOOK RECORD : DOES NOT APPLY.

* 1975 ANGLER LOGBOOK ENTRIES *

ANGLER CODE: TA16

STATISTICAL AREAS FISHED: 15 16

1975	JAN	FEB	MAR	APR	MAY	JUN	JUL	AUG	SEP	OCT	NOV	DEC	TOTAL
CHINOOK	0 (0)	0 (0)	0 (0)	0 (0)	0 (0)	0 (0)	2 (0)	1 (0)	9 (0)	0 (0)	0 (0)	28 (3)	40 (3)
COHO	0 (0)	0 (0)	0 (0)	0 (0)	0 (0)	0 (0)	10 (0)	7 (0)	8 (0)	0 (0)	0 (0)	0 (0)	25 (0)
ANGLER DAYS	0.0	0.0	0.0	0.0	0.0	0.0	*****	8.0	9.0	0.0	0.0	13.0	*****
BOAT DAYS	0	0	0	0	0	0	*****	4	6	0	0	9	*****

ANGLER CODE: MB28

STATISTICAL AREAS FISHED: 15 29

1975	JAN	FEB	MAR	APR	MAY	JUN	JUL	AUG	SEP	OCT	NOV	DEC	TOTAL
CHINOOK	0 (0)	0 (0)	0 (0)	0 (0)	0 (0)	3 (0)	4 (0)	0 (0)	0 (0)	0 (0)	0 (0)	0 (0)	7 (0)
COHO	0 (0)	0 (0)	0 (0)	0 (0)	0 (0)	0 (0)	13 (0)	0 (0)	0 (0)	0 (0)	0 (0)	0 (0)	13 (0)
ANGLER DAYS	0.0	0.0	0.0	0.0	0.0	*****	*****	0.0	0.0	0.0	0.0	0.0	*****
BOAT DAYS	0	0	0	0	0	*****	*****	0	0	0	0	0	*****

***** OLD TYPE LOGBOOK RECORD : DOES NOT APPLY.

* 1975 ANGLER LOGBOOK ENTRIES *

ANGLER CODE: MA16

STATISTICAL AREAS FISHED: 16

1975	JAN	FEB	MAR	APR	MAY	JUN	JUL	AUG	SEP	OCT	NOV	DEC	TOTAL
CHINOOK	0 (0)	0 (0)	2 (0)	12 (0)	11 (0)	2 (0)	2 (0)	0 (0)	0 (0)	0 (0)	0 (0)	0 (0)	29 (0)
COHO	0 (0)	0 (0)	0 (0)	0 (0)	0 (0)	0 (0)	5 (0)	0 (0)	0 (0)	0 (0)	0 (0)	0 (0)	5 (0)
ANGLER DAYS	0.0	0.0	*****	*****	*****	*****	*****	0.0	0.0	0.0	0.0	0.0	*****
BOAT DAYS	0	0	*****	*****	*****	*****	*****	0	0	0	0	0	*****

ANGLER CODE: MA45

STATISTICAL AREAS FISHED: 16

1975	JAN	FEB	MAR	APR	MAY	JUN	JUL	AUG	SEP	OCT	NOV	DEC	TOTAL
CHINOOK	0 (0)	0 (0)	0 (0)	0 (0)	1 (0)	4 (0)	3 (0)	11 (0)	6 (0)	0 (0)	0 (0)	2 (0)	27 (0)
COHO	0 (0)	0 (0)	0 (0)	0 (0)	0 (0)	0 (0)	0 (0)	21 (1)	12 (1)	0 (0)	0 (0)	0 (0)	33 (2)
ANGLER DAYS	0.0	0.0	0.0	0.0	*****	*****	*****	*****	10.0	0.0	0.0	3.0	*****
BOAT DAYS	0	0	0	0	*****	*****	*****	*****	5	0	0	1	*****

***** OLD TYPE LOGBOOK RECORD : DOES NOT APPLY.

* 1975 ANGLER LOGBOOK ENTRIES *

ANGLER CODE: MB04

STATISTICAL AREAS FISHED: 16

1975	JAN	FEB	MAR	APR	MAY	JUN	JUL	AUG	SEP	OCT	NDV	DEC	TOTAL
CHINOOK	0 (0)	0 (0)	0 (0)	0 (0)	0 (0)	0 (0)	0 (0)	0 (0)	0 (0)	0 (0)	7 (1)	2 (2)	9 (3)
COHO	0 (0)	0 (0)	0 (0)	0 (0)	0 (0)	0 (0)	0 (0)	0 (0)	0 (0)	0 (0)	1 (0)	0 (0)	1 (0)
ANGLER DAYS	0.0	0.0	0.0	0.0	0.0	0.0	0.0	0.0	0.0	0.0	12.0	2.0	14.0
BOAT DAYS	0	0	0	0	0	0	0	0	0	0	6	1	7

ANGLER CODE: MB20

STATISTICAL AREAS FISHED: 16

1975	JAN	FEB	MAR	APR	MAY	JUN	JUL	AUG	SEP	OCT	NOV	DEC	TOTAL
CHINOOK	0 (0)	0 (0)	0 (0)	0 (0)	0 (0)	0 (0)	0 (0)	12 (0)	0 (0)	0 (0)	0 (0)	0 (0)	12 (0)
COHO	0 (0)	0 (0)	0 (0)	0 (0)	0 (0)	0 (0)	0 (0)	1 (0)	0 (0)	0 (0)	0 (0)	0 (0)	1 (0)
ANGLER DAYS	0.0	0.0	0.0	0.0	0.0	0.0	0.0	*****	0.0	0.0	0.0	0.0	*****
BOAT DAYS	0	0	0	0	0	0	0	*****	0	0	0	0	*****

***** OLD TYPE LOGBOOK RECORD : DOES NOT APPLY.

* 1975 ANGLER LOGBOOK ENTRIES *

ANGLER CODE: TA02

STATISTICAL AREAS FISHED: 16

1975	JAN	FEB	MAR	APR	MAY	JUN	JUL	AUG	SEP	OCT	NOV	DEC	TOTAL
CHINOOK	19 (0)	0 (0)	0 (0)	42 (0)	0 (0)	0 (0)	0 (0)	0 (0)	0 (0)	0 (0)	0 (0)	0 (0)	61 (0)
COHO	0 (0)	0 (0)	0 (0)	0 (0)	0 (0)	0 (0)	0 (0)	0 (0)	0 (0)	0 (0)	0 (0)	0 (0)	0 (0)
ANGLER DAYS	*****	0.0	0.0	*****	0.0	0.0	0.0	0.0	0.0	0.0	0.0	0.0	*****
BOAT DAYS	*****	0	0	*****	0	0	0	0	0	0	0	0	*****

ANGLER CODE: TA10

STATISTICAL AREAS FISHED: 16

1975	JAN	FEB	MAR	APR	MAY	JUN	JUL	AUG	SEP	OCT	NOV	DEC	TOTAL
CHINOOK	5 (0)	9 (1)	1 (0)	0 (0)	5 (0)	6 (0)	0 (0)	2 (0)	5 (0)	1 (0)	4 (0)	2 (0)	40 (1)
COHO	0 (0)	0 (0)	0 (0)	0 (0)	0 (0)	13 (1)	7 (0)	12 (0)	10 (0)	0 (0)	0 (0)	0 (0)	42 (1)
ANGLER DAYS	*****	*****	*****	0.0	*****	*****	*****	8.0	12.0	6.0	1.0	1.0	*****
BOAT DAYS	*****	*****	*****	0	*****	*****	*****	4	6	3	1	1	*****

***** OLD TYPE LOGBOOK RECORD : DOES NOT APPLY.

* 1975 ANGLER LOGBOOK ENTRIES *

ANGLER CODE: TA14

STATISTICAL AREAS FISHED: 16

1975	JAN	FEB	MAR	APR	MAY	JUN	JUL	AUG	SEP	OCT	NOV	DEC	TOTAL
CHINOOK	0 (0)	0 (0)	0 (0)	0 (0)	0 (0)	0 (0)	6 (0)	4 (0)	2 (0)	0 (0)	0 (0)	0 (0)	12 (0)
COHO	0 (0)	0 (0)	0 (0)	0 (0)	0 (0)	3 (0)	7 (0)	11 (0)	11 (0)	0 (0)	0 (0)	0 (0)	32 (0)
ANGLER DAYS	0.0	0.0	0.0	0.0	0.0	*****	*****	14.0	8.0	0.0	0.0	0.0	*****
BOAT DAYS	0	0	0	0	0	*****	*****	9	8	0	0	0	*****

ANGLER CODE: TA18

STATISTICAL AREAS FISHED: 16

1975	JAN	FEB	MAR	APR	MAY	JUN	JUL	AUG	SEP	OCT	NOV	DEC	TOTAL
CHINOOK	0 (0)	0 (0)	0 (0)	2 (0)	4 (0)	0 (0)	0 (0)	0 (0)	0 (0)	0 (0)	0 (0)	0 (0)	6 (0)
COHO	0 (0)	0 (0)	0 (0)	6 (1)	6 (0)	0 (0)	0 (0)	0 (0)	0 (0)	0 (0)	0 (0)	0 (0)	12 (1)
ANGLER DAYS	0.0	0.0	0.0	*****	*****	0.0	0.0	0.0	0.0	0.0	0.0	0.0	*****
BOAT DAYS	0	0	0	*****	*****	0	0	0	0	0	0	0	*****

***** OLD TYPE LOGBOOK RECORD : DOES NOT APPLY.

* 1975 ANGLER LOGBOOK ENTRIES *

ANGLER CODE: TA19

STATISTICAL AREAS FISHED: 16

1975	JAN	FEB	MAR	APR	MAY	JUN	JUL	AUG	SEP	OCT	NOV	DEC	TOTAL
CHINOOK	0 (0)	0 (0)	0 (0)	0 (0)	0 (0)	0 (0)	9 (1)	3 (0)	1 (0)	0 (0)	0 (0)	0 (0)	13 (1)
COHO	0 (0)	0 (0)	0 (0)	0 (0)	0 (0)	35 (3)	47 (1)	39 (0)	7 (0)	0 (0)	0 (0)	0 (0)	128 (4)
ANGLER DAYS	0.0	0.0	0.0	0.0	0.0	*****	*****	22.5	7.0	0.0	0.0	0.0	*****
BOAT DAYS	0	0	0	0	0	*****	*****	9	6	0	0	0	*****

ANGLER CODE: TA21

STATISTICAL AREAS FISHED: 16

1975	JAN	FEB	MAR	APR	MAY	JUN	JUL	AUG	SEP	OCT	NOV	DEC	TOTAL
CHINOOK	0 (0)	0 (0)	2 (0)	5 (0)	8 (0)	8 (1)	0 (0)	4 (0)	5 (0)	2 (0)	2 (2)	0 (0)	36 (3)
COHO	0 (0)	0 (0)	0 (0)	0 (0)	0 (0)	0 (0)	0 (0)	1 (0)	15 (1)	4 (0)	0 (0)	0 (0)	20 (1)
ANGLER DAYS	0.0	0.0	*****	*****	*****	*****	0.0	*****	*****	*****	*****	0.0	*****
BOAT DAYS	0	0	*****	*****	*****	*****	0	*****	*****	*****	*****	0	*****

***** OLD TYPE LOGBOOK RECORD : DOES NOT APPLY.

* 1975 ANGLER LOGBOOK ENTRIES *

ANGLER CODE: NA12

STATISTICAL AREAS FISHED: 16 17

1975	JAN	FEB	MAR	APR	MAY	JUN	JUL	AUG	SEP	OCT	NOV	DEC	TOTAL
CHINOOK	0 (0)	0 (0)	0 (0)	0 (0)	0 (0)	0 (0)	0 (0)	6 (0)	0 (0)	0 (0)	0 (0)	0 (0)	6 (0)
COHO	0 (0)	0 (0)	0 (0)	0 (0)	0 (0)	0 (0)	0 (0)	10 (2)	0 (0)	0 (0)	0 (0)	0 (0)	10 (2)
ANGLER DAYS	0.0	0.0	0.0	0.0	0.0	0.0	0.0	*****	0.0	0.0	0.0	0.0	*****
BOAT DAYS	0	0	0	0	0	0	0	*****	0	0	0	0	*****

ANGLER CODE: NA33

STATISTICAL AREAS FISHED: 16 17

1975	JAN	FEB	MAR	APR	MAY	JUN	JUL	AUG	SEP	OCT	NOV	DEC	TOTAL
CHINOOK	0 (0)	0 (0)	0 (0)	0 (0)	0 (0)	0 (0)	0 (0)	0 (0)	3 (0)	0 (0)	8 (0)	4 (0)	15 (0)
COHO	0 (0)	0 (0)	0 (0)	0 (0)	0 (0)	0 (0)	0 (0)	0 (0)	4 (0)	0 (0)	0 (0)	0 (0)	4 (0)
ANGLER DAYS	0.0	0.0	0.0	0.0	0.0	0.0	0.0	0.0	13.0	0.0	6.0	4.0	23.0
BOAT DAYS	0	0	0	0	0	0	0	0	6	0	3	2	11

***** OLD TYPE LOGBOOK RECORD : DOES NOT APPLY.

* 1975 ANGLER LOGBOOK ENTRIES *

ANGLER CODE: MA05

STATISTICAL AREAS FISHED: 16 17 28

1975	JAN	FEB	MAR	APR	MAY	JUN	JUL	AUG	SEP	OCT	NOV	DEC	TOTAL
CHINOOK	0 (0)	5 (0)	1 (1)	0 (0)	9 (0)	6 (0)	11 (0)	9 (0)	6 (0)	14 (0)	10 (1)	5 (1)	76 (3)
COHO	1 (0)	0 (0)	0 (0)	0 (0)	0 (0)	5 (0)	11 (0)	11 (0)	13 (0)	0 (0)	0 (0)	0 (0)	41 (0)
ANGLER DAYS	*****	*****	*****	0.0	*****	*****	*****	8.5	14.0	14.0	4.0	4.0	*****
BOAT DAYS	*****	*****	*****	0	*****	*****	*****	8	7	7	2	3	*****

ANGLER CODE: MA44

STATISTICAL AREAS FISHED: 16 17 28

1975	JAN	FEB	MAR	APR	MAY	JUN	JUL	AUG	SEP	OCT	NOV	DEC	TOTAL
CHINOOK	2 (0)	3 (0)	3 (0)	0 (0)	5 (0)	5 (0)	1 (0)	0 (0)	0 (0)	0 (0)	0 (0)	0 (0)	19 (0)
COHO	0 (0)	1 (0)	1 (0)	0 (0)	0 (0)	7 (0)	2 (0)	0 (0)	0 (0)	0 (0)	0 (0)	0 (0)	11 (0)
ANGLER DAYS	*****	*****	*****	0.0	*****	*****	*****	0.0	0.0	0.0	0.0	0.0	*****
BOAT DAYS	*****	*****	*****	0	*****	*****	*****	0	0	0	0	0	*****

***** OLD TYPE LOGBOOK RECORD : DOES NOT APPLY.

* 1975 ANGLER LOGBOOK ENTRIES *

ANGLER CODE: MB01

STATISTICAL AREAS FISHED: 16 17 28 29

1975	JAN	FEB	MAR	APR	MAY	JUN	JUL	AUG	SEP	OCT	NOV	DEC	TOTAL
CHINOOK	0 (0)	0 (0)	0 (0)	2 (0)	1 (0)	0 (0)	0 (0)	6 (0)	7 (0)	0 (0)	0 (0)	23 (0)	39 (0)
COHO	0 (0)	0 (0)	0 (0)	8 (1)	24 (0)	48 (0)	33 (2)	27 (1)	9 (0)	0 (0)	0 (0)	0 (0)	149 (4)
ANGLER DAYS	0.0	0.0	0.0	*****	*****	*****	*****	26.0	15.0	0.0	0.0	9.0	*****
BOAT DAYS	0	0	0	*****	*****	*****	*****	8	7	0	0	4	*****

ANGLER CODE: MB03

STATISTICAL AREAS FISHED: 16 17 29

1975	JAN	FEB	MAR	APR	MAY	JUN	JUL	AUG	SEP	OCT	NOV	DEC	TOTAL
CHINOOK	0 (0)	0 (0)	0 (0)	0 (0)	0 (0)	6 (0)	0 (0)	1 (0)	4 (0)	0 (0)	0 (0)	0 (0)	11 (0)
COHO	0 (0)	0 (0)	0 (0)	0 (0)	0 (0)	4 (0)	0 (0)	2 (1)	6 (0)	0 (0)	0 (0)	0 (0)	12 (1)
ANGLER DAYS	0.0	0.0	0.0	0.0	0.0	*****	0.0	*****	*****	0.0	0.0	0.0	*****
BOAT DAYS	0	0	0	0	0	*****	0	*****	*****	0	0	0	*****

***** OLD TYPE LOGBOOK RECORD : DOES NOT APPLY.

* 1975 ANGLER LOGBOOK ENTRIES *

ANGLER CODE: MA10

STATISTICAL AREAS FISHED: 16 28

1975	JAN	FEB	MAR	APR	MAY	JUN	JUL	AUG	SEP	OCT	NOV	DEC	TOTAL
CHINOOK	2 (0)	5 (0)	1 (0)	3 (0)	1 (0)	1 (0)	7 (0)	7 (1)	6 (0)	3 (0)	14 (2)	2 (0)	52 (3)
COHO	0 (0)	2 (0)	1 (0)	0 (0)	0 (0)	0 (0)	2 (0)	1 (0)	1 (1)	0 (0)	1 (0)	0 (0)	8 (1)
ANGLER DAYS	*****	*****	*****	*****	*****	*****	*****	*****	*****	4.0	14.0	1.0	*****
BOAT DAYS	*****	*****	*****	*****	*****	*****	*****	*****	*****	3	11	1	*****

ANGLER CODE: MA24

STATISTICAL AREAS FISHED: 16 28

1975	JAN	FEB	MAR	APR	MAY	JUN	JUL	AUG	SEP	OCT	NOV	DEC	TOTAL
CHINOOK	0 (0)	0 (0)	0 (0)	0 (0)	11 (0)	5 (0)	0 (0)	4 (0)	3 (0)	0 (0)	0 (0)	0 (0)	23 (0)
COHO	0 (0)	0 (0)	0 (0)	0 (0)	2 (0)	0 (0)	0 (0)	35 (0)	21 (0)	0 (0)	0 (0)	0 (0)	58 (0)
ANGLER DAYS	0.0	0.0	0.0	0.0	*****	*****	*****	*****	16.0	0.0	0.0	0.0	*****
BOAT DAYS	0	0	0	0	*****	*****	*****	*****	11	0	0	0	*****

***** OLD TYPE LOGBOOK RECORD : DOES NOT APPLY.

* 1975 ANGLER LOGBOOK ENTRIES *

ANGLER CODE: MB26

STATISTICAL AREAS FISHED: 16 28

1975	JAN	FEB	MAR	APR	MAY	JUN	JUL	AUG	SEP	OCT	NOV	DEC	TOTAL
CHINOOK	0 (0)	0 (0)	0 (0)	0 (0)	2 (0)	0 (0)	0 (0)	3 (0)	3 (0)	1 (0)	0 (0)	0 (0)	9 (0)
COHO	0 (0)	0 (0)	0 (0)	0 (0)	0 (0)	0 (0)	0 (0)	7 (0)	10 (0)	5 (0)	0 (0)	0 (0)	22 (0)
ANGLER DAYS	0.0	0.0	0.0	0.0	*****	0.0	0.0	12.0	21.0	6.0	0.0	0.0	*****
BOAT DAYS	0	0	0	0	*****	0	0	7	12	3	0	0	*****

ANGLER CODE: MB35

STATISTICAL AREAS FISHED: 16 28

1975	JAN	FEB	MAR	APR	MAY	JUN	JUL	AUG	SEP	OCT	NOV	DEC	TOTAL
CHINOOK	0 (0)	0 (0)	0 (0)	0 (0)	10 (0)	1 (0)	11 (1)	1 (0)	2 (0)	3 (0)	0 (0)	0 (0)	28 (1)
COHO	0 (0)	0 (0)	0 (0)	0 (0)	1 (0)	1 (0)	3 (0)	1 (0)	11 (0)	8 (0)	0 (0)	0 (0)	25 (0)
ANGLER DAYS	0.0	0.0	0.0	1.0	6.0	1.0	15.0	2.0	16.0	6.0	0.0	0.0	47.0
BOAT DAYS	0	0	0	1	6	1	11	2	11	3	0	0	35

***** OLD TYPE LOGBOOK RECORD : DOES NOT APPLY.

* 1975 ANGLER LOGBOOK ENTRIES *

ANGLER CODE: MA15

STATISTICAL AREAS FISHED: 16 28 29

1975	JAN	FEB	MAR	APR	MAY	JUN	JUL	AUG	SEP	OCT	NOV	DEC	TOTAL
CHINOOK	10 (0)	15 (0)	2 (0)	1 (0)	4 (0)	2 (0)	1 (0)	7 (0)	1 (0)	0 (0)	1 (0)	13 (1)	57 (1)
COHO	0 (0)	0 (0)	0 (0)	0 (0)	0 (0)	0 (0)	0 (0)	0 (0)	2 (0)	0 (0)	0 (0)	0 (0)	2 (0)
ANGLER DAYS	*****	*****	*****	*****	*****	*****	*****	6.0	4.0	0.0	3.0	4.0	*****
BOAT DAYS	*****	*****	*****	*****	*****	*****	*****	3	2	0	1	2	*****

ANGLER CODE: MB02

STATISTICAL AREAS FISHED: 16 28 29

1975	JAN	FEB	MAR	APR	MAY	JUN	JUL	AUG	SEP	OCT	NOV	DEC	TOTAL
CHINOOK	0 (0)	1 (0)	0 (0)	2 (0)	0 (0)	11 (0)	8 (1)	7 (0)	0 (0)	0 (0)	0 (0)	0 (0)	29 (1)
COHO	0 (0)	0 (0)	0 (0)	13 (0)	0 (0)	3 (0)	0 (0)	4 (0)	0 (0)	0 (0)	0 (0)	0 (0)	20 (0)
ANGLER DAYS	0.0	*****	0.0	*****	0.0	*****	*****	16.0	0.0	0.0	0.0	0.0	*****
BOAT DAYS	0	*****	0	*****	0	*****	*****	9	0	0	0	0	*****

***** OLD TYPE LOGBOOK RECORD : DOES NOT APPLY.

* 1975 ANGLER LOGBOOK ENTRIES *

ANGLER CODE: MB08

STATISTICAL AREAS FISHED: 16 29

1975	JAN	FEB	MAR	APR	MAY	JUN	JUL	AUG	SEP	OCT	NOV	DEC	TOTAL
CHINOOK	0 (0)	0 (0)	0 (0)	0 (0)	0 (0)	0 (0)	2 (0)	3 (0)	0 (0)	0 (0)	0 (0)	0 (0)	5 (0)
COHO	0 (0)	0 (0)	0 (0)	0 (0)	0 (0)	0 (0)	6 (0)	2 (0)	0 (0)	0 (0)	0 (0)	0 (0)	8 (0)
ANGLER DAYS	0.0	0.0	0.0	0.0	0.0	0.0	*****	12.0	0.0	0.0	0.0	0.0	*****
BOAT DAYS	0	0	0	0	0	0	*****	2	0	0	0	0	*****

ANGLER CODE: DA03

STATISTICAL AREAS FISHED: 17

1975	JAN	FEB	MAR	APR	MAY	JUN	JUL	AUG	SEP	OCT	NOV	DEC	TOTAL
CHINOOK	0 (0)	0 (0)	0 (0)	0 (0)	0 (0)	0 (0)	0 (0)	4 (0)	1 (0)	0 (0)	0 (0)	0 (0)	5 (0)
COHO	0 (0)	0 (0)	0 (0)	0 (0)	0 (0)	0 (0)	1 (0)	0 (0)	1 (0)	0 (0)	0 (0)	0 (0)	2 (0)
ANGLER DAYS	0.0	0.0	0.0	0.0	0.0	0.0	*****	6.0	6.0	0.0	0.0	0.0	*****
BOAT DAYS	0	0	0	0	0	0	*****	2	2	0	0	0	*****

***** OLD TYPE LOGBOOK RECORD : DOES NOT APPLY.

* 1975 ANGLER LOGBOOK ENTRIES *

ANGLER CODE: NA08

STATISTICAL AREAS FISHED: 17

1975	JAN	FEB	MAR	APR	MAY	JUN	JUL	AUG	SEP	OCT	NOV	DEC	TOTAL
CHINOOK	5 (0)	1 (0)	2 (0)	1 (0)	3 (0)	5 (0)	6 (0)	5 (0)	16 (2)	6 (0)	6 (1)	5 (0)	61 (3)
COHO	6 (0)	21 (1)	9 (0)	36 (2)	36 (2)	5 (0)	4 (0)	1 (0)	7 (1)	2 (1)	0 (0)	0 (0)	127 (7)
ANGLER DAYS	*****	*****	*****	*****	*****	*****	*****	10.0	14.0	5.0	5.0	8.0	*****
BOAT DAYS	*****	*****	*****	*****	*****	*****	*****	7	9	3	3	5	*****

ANGLER CODE: NA13

STATISTICAL AREAS FISHED: 17

1975	JAN	FEB	MAR	APR	MAY	JUN	JUL	AUG	SEP	OCT	NOV	DEC	TOTAL
CHINOOK	13 (0)	35 (0)	0 (0)	0 (0)	0 (0)	0 (0)	0 (0)	0 (0)	0 (0)	0 (0)	0 (0)	0 (0)	48 (0)
COHO	4 (0)	1 (0)	0 (0)	0 (0)	0 (0)	0 (0)	0 (0)	0 (0)	0 (0)	0 (0)	0 (0)	0 (0)	5 (0)
ANGLER DAYS	*****	*****	0.0	0.0	0.0	0.0	0.0	0.0	0.0	0.0	0.0	0.0	*****
BOAT DAYS	*****	*****	0	0	0	0	0	0	0	0	0	0	*****

***** OLD TYPE LOGBOOK RECORD : DOES NOT APPLY.

* 1975 ANGLER LOGBOOK ENTRIES *

ANGLER CODE: NA19

STATISTICAL AREAS FISHED: 17

1975	JAN	FEB	MAR	APR	MAY	JUN	JUL	AUG	SEP	OCT	NOV	DEC	TOTAL
CHINOOK	0 (0)	8 (0)	5 (0)	7 (0)	1 (0)	0 (0)	0 (0)	14 (0)	18 (1)	3 (0)	0 (0)	0 (0)	56 (1)
COHO	0 (0)	0 (0)	11 (0)	2 (0)	3 (0)	0 (0)	0 (0)	5 (0)	5 (0)	1 (0)	0 (0)	0 (0)	27 (0)
ANGLER DAYS	0.0	*****	*****	*****	*****	0.0	0.0	*****	*****	*****	0.0	0.0	*****
BOAT DAYS	0	*****	*****	*****	*****	0	0	*****	*****	*****	0	0	*****

ANGLER CODE: NA25

STATISTICAL AREAS FISHED: 17

1975	JAN	FEB	MAR	APR	MAY	JUN	JUL	AUG	SEP	OCT	NOV	DEC	TOTAL
CHINOOK	0 (0)	0 (0)	0 (0)	0 (0)	0 (0)	1 (0)	0 (0)	0 (0)	0 (0)	0 (0)	0 (0)	0 (0)	1 (0)
COHO	0 (0)	0 (0)	0 (0)	0 (0)	1 (0)	2 (0)	2 (0)	0 (0)	0 (0)	0 (0)	0 (0)	0 (0)	5 (0)
ANGLER DAYS	0.0	0.0	0.0	0.0	*****	*****	*****	0.0	0.0	0.0	0.0	0.0	*****
BOAT DAYS	0	0	0	0	*****	*****	*****	0	0	0	0	0	*****

***** OLD TYPE LOGBOOK RECORD : DOES NOT APPLY.

* 1975 ANGLER LOGBOOK ENTRIES *

ANGLER CODE: NA28

STATISTICAL AREAS FISHED: 17

1975	JAN	FEB	MAR	APR	MAY	JUN	JUL	AUG	SEP	OCT	NOV	DEC	TOTAL
CHINOOK	0 (0)	0 (0)	0 (0)	0 (0)	1 (0)	0 (0)	1 (0)	1 (1)	1 (0)	0 (0)	0 (0)	0 (0)	4 (1)
COHO	0 (0)	0 (0)	0 (0)	0 (0)	18 (2)	23 (0)	4 (0)	4 (0)	12 (0)	0 (0)	0 (0)	0 (0)	61 (2)
ANGLER DAYS	0.0	0.0	0.0	0.0	*****	*****	*****	*****	*****	0.0	0.0	0.0	*****
BOAT DAYS	0	0	0	0	*****	*****	*****	*****	*****	0	0	0	*****

ANGLER CODE: NA31

STATISTICAL AREAS FISHED: 17

1975	JAN	FEB	MAR	APR	MAY	JUN	JUL	AUG	SEP	OCT	NOV	DEC	TOTAL
CHINOOK	0 (0)	0 (0)	0 (0)	0 (0)	0 (0)	11 (0)	15 (0)	0 (0)	0 (0)	0 (0)	0 (0)	0 (0)	26 (0)
COHO	0 (0)	0 (0)	0 (0)	4 (2)	19 (0)	15 (0)	7 (0)	0 (0)	0 (0)	0 (0)	0 (0)	0 (0)	45 (2)
ANGLER DAYS	0.0	0.0	0.0	*****	*****	*****	*****	0.0	0.0	0.0	0.0	0.0	*****
BOAT DAYS	0	0	0	*****	*****	*****	*****	0	0	0	0	0	*****

***** OLD TYPE LOGBOOK RECORD : DOES NOT APPLY.

* 1975 ANGLER LOGBOOK ENTRIES *

ANGLER CODE: NA32

STATISTICAL AREAS FISHED: 17

1975	JAN	FEB	MAR	APR	MAY	JUN	JUL	AUG	SEP	OCT	NOV	DEC	TOTAL
CHINOOK	0 (0)	0 (0)	0 (0)	0 (0)	1 (0)	1 (0)	3 (0)	2 (0)	0 (0)	0 (0)	0 (0)	0 (0)	7 (0)
COHO	0 (0)	0 (0)	0 (0)	0 (0)	8 (0)	4 (0)	1 (0)	1 (0)	0 (0)	0 (0)	0 (0)	0 (0)	14 (0)
ANGLER DAYS	0.0	0.0	0.0	0.0	*****	*****	*****	8.0	0.0	0.0	0.0	0.0	*****
BOAT DAYS	0	0	0	0	*****	*****	*****	4	0	0	0	0	*****

ANGLER CODE: PA30

STATISTICAL AREAS FISHED: 17

1975	JAN	FEB	MAR	APR	MAY	JUN	JUL	AUG	SEP	OCT	NOV	DEC	TOTAL
CHINOOK	0 (0)	0 (0)	0 (0)	0 (0)	0 (0)	0 (0)	0 (0)	0 (0)	0 (0)	0 (0)	0 (0)	0 (0)	0 (0)
COHO	0 (0)	0 (0)	0 (0)	0 (0)	0 (0)	46 (0)	26 (0)	0 (0)	0 (0)	0 (0)	0 (0)	0 (0)	72 (0)
ANGLER DAYS	0.0	0.0	0.0	0.0	0.0	*****	*****	0.0	0.0	0.0	0.0	0.0	*****
BOAT DAYS	0	0	0	0	0	*****	*****	0	0	0	0	0	*****

***** OLD TYPE LOGBOOK RECORD : DOES NOT APPLY.

* 1975 ANGLER LOGBOOK ENTRIES *

ANGLER CODE: SA12

STATISTICAL AREAS FISHED: 17

1975	JAN	FEB	MAR	APR	MAY	JUN	JUL	AUG	SEP	OCT	NOV	DEC	TOTAL
CHINODK	0 (0)	0 (0)	0 (0)	0 (0)	0 (0)	1 (0)	5 (0)	6 (0)	2 (0)	0 (0)	0 (0)	0 (0)	14 (0)
COHO	0 (0)	0 (0)	0 (0)	22 (1)	14 (2)	10 (0)	8 (1)	11 (0)	1 (0)	0 (0)	0 (0)	0 (0)	66 (4)
ANGLER DAYS	0.0	0.0	0.0	*****	*****	*****	*****	9.0	2.0	0.0	0.0	0.0	*****
BOAT DAYS	0	0	0	*****	*****	*****	*****	5	2	0	0	0	*****

ANGLER CODE: GA02

STATISTICAL AREAS FISHED: 17 18

1975	JAN	FEB	MAR	APR	MAY	JUN	JUL	AUG	SEP	DCT	NDV	DEC	TOTAL
CHINODK	0 (0)	6 (0)	4 (0)	3 (0)	0 (0)	0 (0)	0 (0)	0 (0)	0 (0)	0 (0)	0 (0)	0 (0)	13 (0)
COHO	0 (0)	6 (0)	2 (0)	2 (1)	0 (0)	0 (0)	0 (0)	0 (0)	0 (0)	0 (0)	0 (0)	0 (0)	10 (1)
ANGLER DAYS	0.0	*****	*****	*****	0.0	0.0	0.0	0.0	0.0	0.0	0.0	0.0	*****
BOAT DAYS	0	*****	*****	*****	0	0	0	0	0	0	0	0	*****

***** OLD TYPE LOGBOOK RECORD : DDES NOT APPLY.

* 1975 ANGLER LOGBOOK ENTRIES *

ANGLER CODE: SA10

STATISTICAL AREAS FISHED: 17 18 19

1975	JAN	FEB	MAR	APR	MAY	JUN	JUL	AUG	SEP	OCT	NOV	DEC	TOTAL
CHINOOK	20 (0)	0 (0)	0 (0)	0 (0)	8 (1)	0 (0)	0 (0)	7 (0)	12 (1)	0 (0)	0 (0)	0 (0)	47 (2)
COHO	0 (0)	0 (0)	0 (0)	0 (0)	1 (0)	0 (0)	0 (0)	1 (0)	2 (1)	0 (0)	0 (0)	0 (0)	4 (1)
ANGLER DAYS	*****	0.0	0.0	0.0	*****	0.0	0.0	*****	8.0	0.0	0.0	0.0	*****
BOAT DAYS	*****	0	0	0	*****	0	0	*****	5	0	0	0	*****

ANGLER CODE: DA04

STATISTICAL AREAS FISHED: 17 18 20

1975	JAN	FEB	MAR	APR	MAY	JUN	JUL	AUG	SEP	OCT	NOV	DEC	TOTAL
CHINOOK	9 (0)	8 (0)	8 (1)	5 (0)	10 (0)	7 (0)	13 (0)	0 (0)	0 (0)	14 (0)	5 (0)	30 (0)	109 (1)
COHO	0 (0)	3 (0)	0 (0)	1 (0)	0 (0)	0 (0)	3 (0)	0 (0)	0 (0)	1 (0)	0 (0)	0 (0)	8 (0)
ANGLER DAYS	*****	*****	*****	*****	*****	*****	*****	0.0	0.0	8.0	8.0	9.0	*****
BOAT DAYS	*****	*****	*****	*****	*****	*****	*****	0	0	3	3	4	*****

***** OLD TYPE LOGBOOK RECORD : DOES NOT APPLY.

* 1975 ANGLER LDGBOOK ENTRIES *

ANGLER CODE: MA27

STATISTICAL AREAS FISHED: 17 18 29

1975	JAN	FEB	MAR	APR	MAY	JUN	JUL	AUG	SEP	OCT	NOV	DEC	TOTAL
CHINOOK	0 (0)	0 (0)	0 (0)	0 (0)	0 (0)	0 (0)	0 (0)	7 (0)	9 (0)	0 (0)	0 (0)	0 (0)	16 (0)
COHD	0 (0)	0 (0)	0 (0)	0 (0)	0 (0)	0 (0)	0 (0)	0 (0)	7 (0)	0 (0)	0 (0)	0 (0)	7 (0)
ANGLER DAYS	0.0	0.0	0.0	0.0	0.0	0.0	0.0	*****	16.0	0.0	0.0	0.0	*****
BOAT DAYS	0	0	0	0	0	0	0	*****	7	0	0	0	*****

ANGLER CDDE: MB21

STATISTICAL AREAS FISHED: 17 28 29

1975	JAN	FEB	MAR	APR	MAY	JUN	JUL	AUG	SEP	OCT	NOV	DEC	TOTAL
CHINOOK	7 (0)	19 (0)	14 (0)	11 (0)	6 (1)	5 (0)	7 (0)	14 (0)	8 (0)	6 (0)	0 (0)	0 (0)	97 (1)
COHD	0 (0)	0 (0)	0 (0)	4 (0)	0 (0)	0 (0)	7 (0)	1 (1)	0 (0)	0 (0)	0 (0)	0 (0)	12 (1)
ANGLER DAYS	*****	*****	*****	*****	*****	*****	*****	*****	4.0	4.0	0.0	0.0	*****
BOAT DAYS	*****	*****	*****	*****	*****	*****	*****	*****	2	2	0	0	*****

***** OLD TYPE LOGBOOK RECORD : DOES NOT APPLY.

* 1975 ANGLER LOGBOOK ENTRIES *

ANGLER CODE: GA04

STATISTICAL AREAS FISHED: 18

1975	JAN	FEB	MAR	APR	MAY	JUN	JUL	AUG	SEP	OCT	NOV	DEC	TOTAL
CHINOOK	0 (0)	0 (0)	0 (0)	0 (0)	8 (0)	0 (0)	0 (0)	32 (1)	12 (0)	0 (0)	0 (0)	0 (0)	52 (1)
COHO	0 (0)	0 (0)	0 (0)	0 (0)	4 (0)	0 (0)	0 (0)	10 (0)	7 (0)	0 (0)	0 (0)	0 (0)	21 (0)
ANGLER DAYS	0.0	0.0	0.0	0.0	*****	0.0	0.0	46.0	23.0	0.0	0.0	0.0	*****
BOAT DAYS	0	0	0	0	*****	0	0	19	13	0	0	0	*****

ANGLER CODE: GA05

STATISTICAL AREAS FISHED: 18

1975	JAN	FEB	MAR	APR	MAY	JUN	JUL	AUG	SEP	OCT	NOV	DEC	TOTAL
CHINOOK	3 (0)	8 (0)	0 (0)	0 (0)	0 (0)	0 (0)	0 (0)	0 (0)	0 (0)	0 (0)	0 (0)	0 (0)	11 (0)
COHO	0 (0)	0 (0)	0 (0)	0 (0)	0 (0)	0 (0)	0 (0)	0 (0)	0 (0)	0 (0)	0 (0)	0 (0)	0 (0)
ANGLER DAYS	*****	*****	0.0	0.0	0.0	0.0	0.0	0.0	0.0	0.0	0.0	0.0	*****
BOAT DAYS	*****	*****	0	0	0	0	0	0	0	0	0	0	*****

***** OLD TYPE LOGBOOK RECORD : DOES NOT APPLY.

* 1975 ANGLER LOGBOOK ENTRIES *

ANGLER CODE: MA19

STATISTICAL AREAS FISHED: 18

1975	JAN	FEB	MAR	APR	MAY	JUN	JUL	AUG	SEP	OCT	NOV	DEC	TOTAL
CHINOOK	0 (0)	0 (0)	0 (0)	0 (0)	0 (0)	2 (0)	1 (0)	0 (0)	9 (0)	0 (0)	0 (0)	0 (0)	12 (0)
COHO	0 (0)	0 (0)	0 (0)	0 (0)	0 (0)	3 (1)	0 (0)	0 (0)	1 (0)	0 (0)	0 (0)	0 (0)	4 (1)
ANGLER DAYS	0.0	0.0	0.0	0.0	0.0	*****	*****	0.0	10.0	0.0	0.0	0.0	*****
BOAT DAYS	0	0	0	0	0	*****	*****	0	5	0	0	0	*****

ANGLER CODE: MA30

STATISTICAL AREAS FISHED: 18

1975	JAN	FEB	MAR	APR	MAY	JUN	JUL	AUG	SEP	OCT	NOV	DEC	TOTAL
CHINOOK	0 (0)	0 (0)	0 (0)	0 (0)	11 (0)	1 (0)	0 (0)	0 (0)	0 (0)	0 (0)	0 (0)	0 (0)	12 (0)
COHO	0 (0)	0 (0)	0 (0)	0 (0)	28 (0)	4 (2)	0 (0)	0 (0)	0 (0)	0 (0)	0 (0)	0 (0)	32 (2)
ANGLER DAYS	0.0	0.0	0.0	0.0	*****	*****	0.0	0.0	0.0	0.0	0.0	0.0	*****
BOAT DAYS	0	0	0	0	*****	*****	0	0	0	0	0	0	*****

***** OLD TYPE LOGBOOK RECORD : DOES NOT APPLY.

* 1975 ANGLER LOGBOOK ENTRIES *

ANGLER CODE: NA17

STATISTICAL AREAS FISHEO: 18

1975	JAN	FEB	MAR	APR	MAY	JUN	JUL	AUG	SEP	OCT	NOV	DEC	TOTAL
CHINOOK	0 (0)	0 (0)	0 (0)	0 (0)	0 (0)	0 (0)	29 (1)	0 (0)	0 (0)	0 (0)	0 (0)	0 (0)	29 (1)
COHO	0 (0)	0 (0)	0 (0)	0 (0)	0 (0)	0 (0)	5 (0)	0 (0)	0 (0)	0 (0)	0 (0)	0 (0)	5 (0)
ANGLER OAYS	0.0	0.0	0.0	0.0	0.0	0.0	*****	0.0	0.0	0.0	0.0	0.0	*****
BOAT OAYS	0	0	0	0	0	0	*****	0	0	0	0	0	*****

ANGLER CODE: SA04

STATISTICAL AREAS FISHEO: 18

1975	JAN	FEB	MAR	APR	MAY	JUN	JUL	AUG	SEP	OCT	NOV	DEC	TOTAL
CHINOOK	14 (0)	3 (0)	20 (0)	32 (0)	31 (0)	23 (0)	16 (0)	50 (1)	35 (2)	31 (1)	29 (0)	60 (2)	344 (6)
COHO	19 (0)	6 (0)	8 (0)	5 (0)	3 (3)	3 (0)	3 (0)	5 (0)	2 (0)	5 (2)	9 (0)	16 (1)	84 (6)
ANGLER OAYS	*****	*****	*****	*****	*****	*****	*****	29.0	20.0	13.0	17.0	24.0	*****
BOAT OAYS	*****	*****	*****	*****	*****	*****	*****	10	11	8	10	17	*****

***** OLD TYPE LOGBOOK RECORD : DOES NOT APPLY.

* 1975 ANGLER LOGBOOK ENTRIES *

ANGLER CODE: SA01

STATISTICAL AREAS FISHED: 18 19

1975	JAN	FEB	MAR	APR	MAY	JUN	JUL	AUG	SEP	OCT	NOV	DEC	TOTAL
CHINOOK	3 (0)	8 (1)	11 (0)	18 (0)	9 (0)	17 (1)	11 (0)	27 (1)	12 (0)	7 (0)	37 (0)	9 (0)	169 (3)
COHO	3 (0)	2 (0)	0 (0)	3 (0)	0 (0)	0 (0)	0 (0)	5 (0)	7 (0)	1 (0)	19 (0)	4 (0)	44 (0)
ANGLER DAYS	*****	*****	*****	*****	*****	*****	*****	*****	*****	8.0	21.0	10.0	*****
BOAT DAYS	*****	*****	*****	*****	*****	*****	*****	*****	*****	4	10	4	*****

ANGLER CODE: SA02

STATISTICAL AREAS FISHED: 18 19

1975	JAN	FEB	MAR	APR	MAY	JUN	JUL	AUG	SEP	OCT	NOV	DEC	TOTAL
CHINOOK	37 (0)	28 (0)	12 (0)	24 (1)	44 (0)	38 (0)	44 (2)	45 (3)	47 (0)	43 (0)	44 (0)	52 (0)	458 (6)
COHO	33 (0)	24 (0)	50 (1)	32 (1)	8 (0)	0 (0)	3 (0)	11 (0)	0 (0)	5 (0)	8 (3)	15 (1)	189 (6)
ANGLER DAYS	*****	*****	*****	*****	*****	*****	*****	*****	*****	18.0	15.0	14.0	17.0
BOAT DAYS	*****	*****	*****	*****	*****	*****	*****	*****	*****	13	12	12	13

***** OLD TYPE LOGBOOK RECORD : DOES NOT APPLY.

* 1975 ANGLER LOGBOOK ENTRIES *

ANGLER CODE: SA03

STATISTICAL AREAS FISHED: 18 19

1975	JAN	FEB	MAR	APR	MAY	JUN	JUL	AUG	SEP	OCT	NOV	DEC	TOTAL
CHINOOK	3 (0)	2 (0)	3 (0)	15 (0)	21 (0)	21 (0)	5 (0)	38 (0)	18 (0)	32 (0)	48 (0)	20 (0)	226 (0)
COHO	68 (0)	27 (1)	59 (1)	5 (0)	6 (0)	0 (0)	0 (0)	3 (0)	8 (0)	36 (6)	39 (0)	78 (4)	329 (12)
ANGLER DAYS	*****	*****	*****	*****	*****	*****	*****	38.0	30.0	32.0	34.0	32.0	*****
BOAT DAYS	*****	*****	*****	*****	*****	*****	*****	19	14	16	14	16	*****

ANGLER CODE: SA07

STATISTICAL AREAS FISHED: 18 19

1975	JAN	FEB	MAR	APR	MAY	JUN	JUL	AUG	SEP	OCT	NOV	DEC	TOTAL
CHINOOK	0 (0)	0 (0)	0 (0)	0 (0)	0 (0)	0 (0)	0 (0)	0 (0)	0 (0)	0 (0)	3 (0)	16 (1)	19 (1)
COHO	0 (0)	0 (0)	0 (0)	0 (0)	0 (0)	0 (0)	0 (0)	0 (0)	0 (0)	0 (0)	0 (0)	0 (0)	0 (0)
ANGLER DAYS	0.0	0.0	0.0	0.0	0.0	0.0	0.0	0.0	0.0	0.0	3.0	6.0	9.0
BOAT DAYS	0	0	0	0	0	0	0	0	0	0	2	4	6

***** OLD TYPE LOGBOOK RECORD : DOES NOT APPLY.

* 1975 ANGLER LOGBOOK ENTRIES *

ANGLER CODE: SA09

STATISTICAL AREAS FISHED: 18 19

1975	JAN	FEB	MAR	APR	MAY	JUN	JUL	AUG	SEP	OCT	NOV	DEC	TOTAL
CHINOOK	0 (0)	0 (0)	0 (0)	0 (0)	13 (1)	7 (0)	0 (0)	11 (0)	2 (0)	0 (0)	0 (0)	0 (0)	33 (1)
COHO	0 (0)	0 (0)	0 (0)	0 (0)	2 (0)	4 (0)	0 (0)	27 (1)	5 (0)	0 (0)	0 (0)	0 (0)	38 (1)
ANGLER DAYS	0.0	0.0	0.0	0.0	*****	*****	0.0	*****	4.0	0.0	0.0	0.0	*****
BOAT DAYS	0	0	0	0	*****	*****	0	*****	2	0	0	0	*****

ANGLER CODE: SA08

STATISTICAL AREAS FISHED: 19

1975	JAN	FEB	MAR	APR	MAY	JUN	JUL	AUG	SEP	OCT	NOV	DEC	TOTAL
CHINOOK	34 (0)	19 (1)	42 (3)	0 (0)	0 (0)	0 (0)	0 (0)	0 (0)	0 (0)	0 (0)	0 (0)	0 (0)	95 (4)
COHO	2 (0)	0 (0)	4 (0)	0 (0)	0 (0)	0 (0)	0 (0)	0 (0)	0 (0)	0 (0)	0 (0)	0 (0)	6 (0)
ANGLER DAYS	*****	*****	*****	0.0	0.0	0.0	0.0	0.0	0.0	0.0	0.0	0.0	*****
BOAT DAYS	*****	*****	*****	0	0	0	0	0	0	0	0	0	*****

***** OLD TYPE LOGBOOK RECORD : DOES NOT APPLY.

* 1975 ANGLER LOGBOOK ENTRIES *

ANGLER CODE: SA17

STATISTICAL AREAS FISHED: 19

1975	JAN	FEB	MAR	APR	MAY	JUN	JUL	AUG	SEP	OCT	NOV	DEC	TOTAL
CHINOOK	0 (0)	7 (0)	10 (1)	9 (0)	0 (0)	0 (0)	0 (0)	0 (0)	0 (0)	0 (0)	0 (0)	0 (0)	26 (1)
COHO	0 (0)	0 (0)	0 (0)	0 (0)	0 (0)	0 (0)	0 (0)	0 (0)	0 (0)	0 (0)	0 (0)	0 (0)	0 (0)
ANGLER DAYS	0.0	*****	*****	*****	0.0	0.0	0.0	0.0	0.0	0.0	0.0	0.0	*****
BOAT DAYS	0	*****	*****	*****	0	0	0	0	0	0	0	0	*****

ANGLER CODE: SA24

STATISTICAL AREAS FISHED: 19

1975	JAN	FEB	MAR	APR	MAY	JUN	JUL	AUG	SEP	OCT	NOV	DEC	TOTAL
CHINOOK	0 (0)	0 (0)	0 (0)	0 (0)	0 (0)	0 (0)	0 (0)	0 (0)	0 (0)	0 (0)	0 (0)	10 (0)	10 (0)
COHO	0 (0)	0 (0)	0 (0)	0 (0)	0 (0)	0 (0)	0 (0)	0 (0)	0 (0)	0 (0)	0 (0)	0 (0)	0 (0)
ANGLER DAYS	0.0	0.0	0.0	0.0	0.0	0.0	0.0	0.0	0.0	0.0	0.0	9.0	9.0
BOAT DAYS	0	0	0	0	0	0	0	0	0	0	0	8	8

***** OLD TYPE LOGBOOK RECORD : DOES NOT APPLY.

* 1975 ANGLER LOGBOOK ENTRIES *

ANGLER CODE: MA13

STATISTICAL AREAS FISHED: 28

1975	JAN	FEB	MAR	APR	MAY	JUN	JUL	AUG	SEP	OCT	NOV	DEC	TOTAL
CHINOOK	3 (0)	0 (0)	0 (0)	0 (0)	0 (0)	0 (0)	0 (0)	0 (0)	0 (0)	0 (0)	0 (0)	0 (0)	3 (0)
COHO	0 (0)	0 (0)	0 (0)	0 (0)	0 (0)	0 (0)	0 (0)	0 (0)	0 (0)	0 (0)	0 (0)	0 (0)	0 (0)
ANGLER DAYS	*****	0.0	0.0	0.0	0.0	0.0	0.0	0.0	0.0	0.0	0.0	0.0	*****
BOAT DAYS	*****	0	0	0	0	0	0	0	0	0	0	0	*****

ANGLER CODE: MA31

STATISTICAL AREAS FISHED: 28

1975	JAN	FEB	MAR	APR	MAY	JUN	JUL	AUG	SEP	OCT	NOV	DEC	TOTAL
CHINOOK	0 (0)	0 (0)	0 (0)	0 (0)	1 (1)	48 (0)	22 (0)	25 (1)	5 (0)	0 (0)	0 (0)	0 (0)	101 (2)
COHO	0 (0)	0 (0)	0 (0)	0 (0)	0 (0)	0 (0)	0 (0)	15 (1)	12 (0)	0 (0)	0 (0)	0 (0)	27 (1)
ANGLER DAYS	0.0	0.0	0.0	0.0	*****	*****	*****	26.0	19.0	0.0	0.0	0.0	*****
BOAT DAYS	0	0	0	0	*****	*****	*****	24	18	0	0	0	*****

***** OLD TYPE LOGBOOK RECORD : DOES NOT APPLY.

* 1975 ANGLER LOGBOOK ENTRIES *

ANGLER CODE: MA43

STATISTICAL AREAS FISHED: 28

1975	JAN	FEB	MAR	APR	MAY	JUN	JUL	AUG	SEP	OCT	NOV	DEC	TOTAL
CHINOOK	0 (0)	0 (0)	0 (0)	7 (1)	0 (0)	10 (0)	6 (0)	0 (0)	0 (0)	0 (0)	0 (0)	0 (0)	23 (1)
COHO	0 (0)	0 (0)	0 (0)	1 (0)	0 (0)	2 (0)	6 (0)	0 (0)	0 (0)	0 (0)	0 (0)	0 (0)	9 (0)
ANGLER DAYS	0.0	0.0	0.0	*****	0.0	*****	*****	0.0	0.0	0.0	0.0	0.0	*****
BOAT DAYS	0	0	0	*****	0	*****	*****	0	0	0	0	0	*****

ANGLER CODE: MA02

STATISTICAL AREAS FISHED: 28 29

1975	JAN	FEB	MAR	APR	MAY	JUN	JUL	AUG	SEP	OCT	NOV	DEC	TOTAL
CHINOOK	7 (0)	6 (0)	0 (0)	7 (0)	10 (0)	0 (0)	3 (0)	1 (0)	3 (0)	1 (0)	14 (1)	17 (0)	69 (1)
COHO	0 (0)	4 (1)	0 (0)	1 (0)	1 (0)	0 (0)	2 (0)	1 (0)	2 (0)	0 (0)	0 (0)	0 (0)	11 (1)
ANGLER DAYS	*****	*****	0.0	*****	*****	0.0	*****	8.0	20.0	8.0	7.0	7.0	*****
BOAT DAYS	*****	*****	0	*****	*****	0	*****	4	10	4	3	4	*****

***** OLD TYPE LOGBOOK RECORD : DOES NOT APPLY.

* 1975 ANGLER LOGBOOK ENTRIES *

ANGLER CODE: MA39

STATISTICAL AREAS FISHED: 28 29

1975	JAN	FEB	MAR	APR	MAY	JUN	JUL	AUG	SEP	OCT	NOV	DEC	TOTAL
CHINOOK	0 (0)	0 (0)	0 (0)	0 (0)	0 (0)	0 (0)	0 (0)	0 (0)	4 (0)	0 (0)	0 (0)	0 (0)	4 (0)
COHO	0 (0)	0 (0)	0 (0)	0 (0)	0 (0)	0 (0)	0 (0)	0 (0)	0 (0)	0 (0)	0 (0)	0 (0)	0 (0)
ANGLER DAYS	0.0	0.0	0.0	0.0	0.0	0.0	0.0	0.0	14.0	0.0	0.0	0.0	14.0
BOAT DAYS	0	0	0	0	0	0	0	0	9	0	0	0	9

ANGLER CODE: MB16

STATISTICAL AREAS FISHED: 29

1975	JAN	FEB	MAR	APR	MAY	JUN	JUL	AUG	SEP	OCT	NOV	DEC	TOTAL
CHINOOK	0 (0)	0 (0)	25 (0)	0 (0)	0 (0)	0 (0)	0 (0)	0 (0)	0 (0)	0 (0)	0 (0)	0 (0)	25 (0)
COHO	0 (0)	0 (0)	0 (0)	0 (0)	0 (0)	0 (0)	0 (0)	0 (0)	0 (0)	0 (0)	0 (0)	0 (0)	0 (0)
ANGLER DAYS	0.0	0.0	*****	0.0	0.0	0.0	0.0	0.0	0.0	0.0	0.0	0.0	*****
BOAT DAYS	0	0	*****	0	0	0	0	0	0	0	0	0	*****

***** OLD TYPE LOGBOOK RECORD : DOES NOT APPLY.

* 1975 ANGLER LOGBOOK ENTRIES *

ANGLER CODE: TA12

STATISTICAL AREAS FISHED: 29

1975	JAN	FEB	MAR	APR	MAY	JUN	JUL	AUG	SEP	OCT	NOV	DEC	TOTAL
CHINOOK	0 (0)	0 (0)	0 (0)	4 (0)	11 (0)	14 (0)	18 (1)	7 (0)	9 (0)	0 (0)	0 (0)	0 (0)	63 (1)
COHD	0 (0)	0 (0)	0 (0)	5 (1)	4 (0)	2 (0)	2 (0)	9 (0)	1 (0)	0 (0)	0 (0)	0 (0)	23 (1)
ANGLER DAYS	0.0	0.0	0.0	*****	*****	*****	*****	20.0	15.0	5.0	0.0	0.0	*****
BOAT DAYS	0	0	0	*****	*****	*****	*****	17	14	5	0	0	*****

***** OLD TYPE LOGBOOK RECORD : DOES NOT APPLY.

* 1976 ANGLER LOGBOOK ENTRIES *

ANGLER CODE: IA01

STATISTICAL AREAS FISHED: 13

1976	JAN	FEB	MAR	APR	MAY	JUN	JUL	AUG	SEP	OCT	NOV	DEC	TOTAL
CHINOOK	0 (0)	0 (0)	0 (0)	0 (0)	0 (0)	42 (2)	22 (3)	37 (5)	0 (0)	0 (0)	0 (0)	0 (0)	101 (10)
COHO	0 (0)	0 (0)	0 (0)	0 (0)	0 (0)	71 (9)	28 (0)	20 (1)	0 (0)	0 (0)	0 (0)	0 (0)	119 (10)
ANGLER DAYS	0.0	0.0	0.0	0.0	0.0	46.0	17.0	18.0	0.0	0.0	0.0	0.0	81.0
BOAT DAYS	0	0	0	0	0	23	12	18	0	0	0	0	53

ANGLER CODE: RA04

STATISTICAL AREAS FISHED: 13

1976	JAN	FEB	MAR	APR	MAY	JUN	JUL	AUG	SEP	OCT	NOV	DEC	TOTAL
CHINOOK	0 (0)	0 (0)	0 (0)	0 (0)	5 (1)	2 (0)	0 (0)	0 (0)	0 (0)	0 (0)	0 (0)	0 (0)	7 (1)
COHO	0 (0)	0 (0)	0 (0)	0 (0)	0 (0)	15 (1)	0 (0)	0 (0)	0 (0)	0 (0)	0 (0)	0 (0)	15 (1)
ANGLER DAYS	0.0	0.0	0.0	0.0	8.0	25.0	0.0	0.0	0.0	0.0	0.0	0.0	33.0
BOAT DAYS	0	0	0	0	4	12	0	0	0	0	0	0	16

* 1976 ANGLER LOGBOOK ENTRIES *

ANGLER CODE: RA07

STATISTICAL AREAS FISHED: 13

1976	JAN	FEB	MAR	APR	MAY	JUN	JUL	AUG	SEP	OCT	NOV	DEC	TOTAL
CHINOOK	0 (0)	0 (0)	0 (0)	0 (0)	0 (0)	6 (0)	24 (4)	24 (3)	0 (0)	0 (0)	0 (0)	0 (0)	54 (7)
COHO	0 (0)	0 (0)	0 (0)	0 (0)	0 (0)	52 (7)	55 (4)	30 (5)	0 (0)	0 (0)	0 (0)	0 (0)	137 (16)
ANGLER DAYS	0.0	0.0	0.0	0.0	0.0	26.0	23.0	29.0	0.0	0.0	0.0	0.0	78.0
BOAT DAYS	0	0	0	0	0	13	10	14	0	0	0	0	37

ANGLER CODE: RA08

STATISTICAL AREAS FISHED: 13

1976	JAN	FEB	MAR	APR	MAY	JUN	JUL	AUG	SEP	OCT	NOV	DEC	TOTAL
CHINOOK	13 (0)	2 (0)	0 (0)	0 (0)	3 (0)	2 (0)	2 (0)	0 (0)	0 (0)	0 (0)	0 (0)	0 (0)	22 (0)
COHO	0 (0)	0 (0)	0 (0)	4 (0)	1 (0)	3 (0)	8 (0)	2 (0)	0 (0)	0 (0)	0 (0)	0 (0)	18 (0)
ANGLER DAYS	4.0	2.0	0.0	3.0	6.0	8.0	14.0	5.0	0.0	0.0	0.0	0.0	42.0
BOAT DAYS	1	1	0	1	3	4	7	3	0	0	0	0	20

* 1976 ANGLER LOGBOOK ENTRIES *

ANGLER CODE: RA10

STATISTICAL AREAS FISHED: 13

1976	JAN	FEB	MAR	APR	MAY	JUN	JUL	AUG	SEP	OCT	NOV	DEC	TOTAL
CHINOOK	0 (0)	0 (0)	0 (0)	0 (0)	0 (0)	0 (0)	44 (0)	48 (2)	0 (0)	0 (0)	0 (0)	0 (0)	92 (2)
COHO	0 (0)	0 (0)	0 (0)	0 (0)	0 (0)	0 (0)	35 (1)	70 (7)	0 (0)	0 (0)	0 (0)	0 (0)	105 (8)
ANGLER DAYS	0.0	0.0	0.0	0.0	0.0	0.0	42.0	56.0	0.0	0.0	0.0	0.0	98.0
BOAT DAYS	0	0	0	0	0	0	17	26	0	0	0	0	43

ANGLER CODE: RA18

STATISTICAL AREAS FISHED: 13

1976	JAN	FEB	MAR	APR	MAY	JUN	JUL	AUG	SEP	OCT	NOV	DEC	TOTAL
CHINOOK	12 (0)	10 (0)	5 (0)	0 (0)	0 (0)	0 (0)	0 (0)	0 (0)	0 (0)	0 (0)	0 (0)	0 (0)	27 (0)
COHO	0 (0)	0 (0)	0 (0)	0 (0)	0 (0)	0 (0)	0 (0)	0 (0)	0 (0)	0 (0)	0 (0)	0 (0)	0 (0)
ANGLER DAYS	15.0	12.0	12.0	0.0	0.0	0.0	0.0	0.0	0.0	0.0	0.0	0.0	39.0
BOAT DAYS	5	4	4	0	0	0	0	0	0	0	0	0	13

* 1976 ANGLER LOGBOOK ENTRIES *

ANGLER CODE: RA21

STATISTICAL AREAS FISHED: 13

1976	JAN	FEB	MAR	APR	MAY	JUN	JUL	AUG	SEP	OCT	NOV	DEC	TOTAL
CHINOOK	0 (0)	0 (0)	0 (0)	0 (0)	0 (0)	1 (0)	57 (0)	43 (0)	40 (1)	6 (1)	0 (0)	0 (0)	147 (2)
COHO	0 (0)	0 (0)	0 (0)	0 (0)	0 (0)	0 (0)	44 (0)	53 (0)	62 (1)	3 (0)	0 (0)	0 (0)	162 (1)
ANGLER DAYS	0.0	0.0	0.0	0.0	0.0	2.0	38.0	38.0	41.0	8.0	0.0	0.0	127.0
BOAT DAYS	0	0	0	0	0	1	19	19	21	4	0	0	64

ANGLER CODE: RA23

STATISTICAL AREAS FISHED: 13

1976	JAN	FEB	MAR	APR	MAY	JUN	JUL	AUG	SEP	OCT	NOV	DEC	TOTAL
CHINOOK	0 (0)	0 (0)	2 (0)	0 (0)	26 (0)	0 (0)	0 (0)	0 (0)	0 (0)	0 (0)	0 (0)	0 (0)	28 (0)
COHO	0 (0)	0 (0)	14 (0)	11 (0)	23 (4)	0 (0)	0 (0)	0 (0)	0 (0)	0 (0)	0 (0)	0 (0)	48 (4)
ANGLER DAYS	0.0	0.0	8.0	5.0	21.0	0.0	0.0	0.0	0.0	0.0	0.0	0.0	34.0
BOAT DAYS	0	0	3	2	7	0	0	0	0	0	0	0	12

* 1976 ANGLER LOGBOOK ENTRIES *

ANGLER CODE: RA27

STATISTICAL AREAS FISHED: 13

1976	JAN	FEB	MAR	APR	MAY	JUN	JUL	AUG	SEP	OCT	NOV	DEC	TOTAL
CHINOOK	0 (0)	0 (0)	0 (0)	0 (0)	0 (0)	0 (0)	16 (3)	12 (0)	0 (0)	0 (0)	0 (0)	0 (0)	28 (3)
COHO	0 (0)	0 (0)	0 (0)	0 (0)	0 (0)	0 (0)	2 (0)	41 (4)	0 (0)	0 (0)	0 (0)	0 (0)	43 (4)
ANGLER DAYS	0.0	0.0	0.0	0.0	0.0	0.0	16.0	26.0	0.0	0.0	0.0	0.0	42.0
BOAT DAYS	0	0	0	0	0	0	6	10	0	0	0	0	16

ANGLER CODE: RA28

STATISTICAL AREAS FISHED: 13

1976	JAN	FEB	MAR	APR	MAY	JUN	JUL	AUG	SEP	OCT	NOV	DEC	TOTAL
CHINOOK	0 (0)	0 (0)	1 (0)	0 (0)	1 (0)	6 (1)	8 (0)	6 (1)	3 (0)	0 (0)	0 (0)	0 (0)	25 (2)
COHO	0 (0)	0 (0)	0 (0)	0 (0)	41 (1)	11 (1)	21 (0)	7 (0)	1 (1)	0 (0)	0 (0)	0 (0)	81 (3)
ANGLER DAYS	0.0	0.0	8.0	0.0	17.5	7.0	17.0	8.0	3.0	0.0	0.0	0.0	60.5
BOAT DAYS	0	0	4	0	7	4	11	8	3	0	0	0	37

* 1976 ANGLER LOGBOOK ENTRIES *

ANGLER CODE: RA30

STATISTICAL AREAS FISHED: 13

1976	JAN	FEB	MAR	APR	MAY	JUN	JUL	AUG	SEP	OCT	NOV	DEC	TOTAL
CHINOOK	0 (0)	0 (0)	0 (0)	3 (0)	12 (0)	34 (0)	0 (0)	0 (0)	0 (0)	0 (0)	0 (0)	0 (0)	49 (0)
COHO	0 (0)	0 (0)	0 (0)	45 (1)	38 (4)	6 (0)	0 (0)	0 (0)	0 (0)	0 (0)	0 (0)	0 (0)	89 (5)
ANGLER DAYS	0.0	0.0	0.0	25.0	31.0	49.0	0.0	0.0	0.0	0.0	0.0	0.0	105.0
BOAT DAYS	0	0	0	11	15	24	0	0	0	0	0	0	50

ANGLER CODE: RA31

STATISTICAL AREAS FISHED: 13

1976	JAN	FEB	MAR	APR	MAY	JUN	JUL	AUG	SEP	OCT	NOV	DEC	TOTAL
CHINOOK	0 (0)	0 (0)	0 (0)	0 (0)	0 (0)	2 (0)	9 (1)	1 (0)	8 (0)	2 (0)	3 (0)	0 (0)	25 (1)
COHO	0 (0)	0 (0)	0 (0)	0 (0)	7 (2)	9 (0)	6 (0)	9 (2)	9 (1)	0 (0)	0 (0)	0 (0)	40 (5)
ANGLER DAYS	0.0	0.0	0.0	0.0	7.0	8.0	8.0	12.0	12.0	4.0	4.0	2.0	57.0
BOAT DAYS	0	0	0	0	3	4	4	6	7	2	3	2	31

* 1976 ANGLER LOGBOOK ENTRIES *

ANGLER CODE: RA32

STATISTICAL AREAS FISHED: 13

1976	JAN	FEB	MAR	APR	MAY	JUN	JUL	AUG	SEP	OCT	NOV	DEC	TOTAL
CHINOOK	0 (0)	0 (0)	0 (0)	0 (0)	1 (0)	0 (0)	20 (0)	0 (0)	0 (0)	0 (0)	0 (0)	0 (0)	21 (0)
COHO	0 (0)	0 (0)	0 (0)	0 (0)	32 (0)	46 (5)	89 (6)	44 (2)	0 (0)	0 (0)	0 (0)	0 (0)	211 (13)
ANGLER DAYS	0.0	0.0	0.0	0.0	20.0	24.0	64.0	38.0	0.0	0.0	0.0	0.0	146.0
BOAT DAYS	0	0	0	0	11	10	23	17	0	0	0	0	61

ANGLER CODE: UA12

STATISTICAL AREAS FISHED: 13

1976	JAN	FEB	MAR	APR	MAY	JUN	JUL	AUG	SEP	OCT	NOV	DEC	TOTAL
CHINOOK	0 (0)	0 (0)	0 (0)	0 (0)	0 (0)	0 (0)	1 (0)	0 (0)	0 (0)	0 (0)	0 (0)	0 (0)	1 (0)
COHO	0 (0)	0 (0)	0 (0)	0 (0)	0 (0)	0 (0)	36 (0)	0 (0)	0 (0)	0 (0)	0 (0)	0 (0)	36 (0)
ANGLER DAYS	0.0	0.0	0.0	0.0	0.0	0.0	38.0	0.0	0.0	0.0	0.0	0.0	38.0
BOAT DAYS	0	0	0	0	0	0	19	0	0	0	0	0	19

* 1976 ANGLER LOGBOOK ENTRIES *

ANGLER CODE: UA13

STATISTICAL AREAS FISHED: 13

1976	JAN	FEB	MAR	APR	MAY	JUN	JUL	AUG	SEP	OCT	NOV	DEC	TOTAL
CHINOOK	0 (0)	0 (0)	0 (0)	0 (0)	0 (0)	0 (0)	0 (0)	0 (0)	0 (0)	0 (0)	0 (0)	0 (0)	0 (0)
COHO	0 (0)	0 (0)	0 (0)	0 (0)	0 (0)	0 (0)	2 (0)	19 (1)	0 (0)	0 (0)	0 (0)	0 (0)	21 (1)
ANGLER DAYS	0.0	0.0	0.0	0.0	0.0	0.0	6.0	55.0	0.0	0.0	0.0	0.0	61.0
BOAT DAYS	0	0	0	0	0	0	2	23	0	0	0	0	25

ANGLER CODE: UA15

STATISTICAL AREAS FISHED: 13

1976	JAN	FEB	MAR	APR	MAY	JUN	JUL	AUG	SEP	OCT	NOV	DEC	TOTAL
CHINOOK	0 (0)	0 (0)	0 (0)	0 (0)	0 (0)	0 (0)	0 (0)	0 (0)	0 (0)	0 (0)	0 (0)	0 (0)	0 (0)
COHO	0 (0)	0 (0)	0 (0)	0 (0)	0 (0)	0 (0)	9 (0)	0 (0)	0 (0)	0 (0)	0 (0)	0 (0)	9 (0)
ANGLER DAYS	0.0	0.0	0.0	0.0	0.0	0.0	6.0	0.0	0.0	0.0	0.0	0.0	6.0
BOAT DAYS	0	0	0	0	0	0	4	0	0	0	0	0	4

* 1976 ANGLER LOGBOOK ENTRIES *

ANGLER CODE: CA09

STATISTICAL AREAS FISHED: 13 14

1976	JAN	FEB	MAR	APR	MAY	JUN	JUL	AUG	SEP	OCT	NOV	DEC	TOTAL
CHINOOK	0 (0)	0 (0)	0 (0)	0 (0)	3 (0)	10 (0)	18 (2)	0 (0)	0 (0)	0 (0)	0 (0)	0 (0)	31 (2)
COHO	0 (0)	0 (0)	0 (0)	2 (0)	19 (3)	22 (2)	11 (2)	0 (0)	0 (0)	0 (0)	0 (0)	0 (0)	54 (7)
ANGLER DAYS	0.0	0.0	0.0	1.0	10.0	17.5	13.0	0.0	0.0	0.0	0.0	0.0	41.5
BOAT DAYS	0	0	0	1	7	13	10	0	0	0	0	0	31

ANGLER CODE: CA19

STATISTICAL AREAS FISHED: 13 14

1976	JAN	FEB	MAR	APR	MAY	JUN	JUL	AUG	SEP	OCT	NOV	DEC	TOTAL
CHINOOK	0 (0)	0 (0)	0 (0)	0 (0)	0 (0)	1 (0)	0 (0)	0 (0)	0 (0)	0 (0)	0 (0)	0 (0)	1 (0)
COHO	0 (0)	0 (0)	0 (0)	8 (1)	8 (0)	0 (0)	3 (0)	15 (1)	25 (2)	0 (0)	0 (0)	0 (0)	59 (4)
ANGLER DAYS	0.0	0.0	0.0	2.0	2.0	2.0	5.0	6.0	10.0	0.0	0.0	0.0	27.0
BOAT DAYS	0	0	0	1	1	1	3	3	5	0	0	0	14

* 1976 ANGLER LOGBOOK ENTRIES *

ANGLER CODE: CB12

STATISTICAL AREAS FISHED: 13 14

1976	JAN	FEB	MAR	APR	MAY	JUN	JUL	AUG	SEP	OCT	NOV	DEC	TOTAL
CHINOOK	0 (0)	0 (0)	0 (0)	0 (0)	9 (0)	5 (1)	2 (0)	9 (0)	5 (2)	3 (0)	2 (1)	0 (0)	35 (4)
COHO	0 (0)	0 (0)	0 (0)	0 (0)	7 (0)	43 (2)	8 (0)	19 (0)	6 (1)	0 (0)	0 (0)	0 (0)	83 (3)
ANGLER DAYS	0.0	0.0	0.0	0.0	10.0	16.0	8.0	12.0	13.0	2.0	4.0	0.0	65.0
BOAT DAYS	0	0	0	0	4	8	4	6	5	1	2	0	30

ANGLER CODE: CB26

STATISTICAL AREAS FISHED: 13 14

1976	JAN	FEB	MAR	APR	MAY	JUN	JUL	AUG	SEP	OCT	NOV	DEC	TOTAL
CHINOOK	0 (0)	0 (0)	0 (0)	0 (0)	0 (0)	2 (0)	7 (0)	11 (0)	3 (2)	0 (0)	0 (0)	0 (0)	23 (2)
COHO	0 (0)	0 (0)	0 (0)	0 (0)	0 (0)	6 (0)	3 (0)	0 (0)	2 (0)	0 (0)	0 (0)	0 (0)	11 (0)
ANGLER DAYS	0.0	0.0	0.0	0.0	6.0	7.0	11.0	14.0	10.0	0.0	0.0	0.0	48.0
BOAT DAYS	0	0	0	0	5	7	8	10	7	0	0	0	37

* 1976 ANGLER LOGBOOK ENTRIES *

ANGLER CODE: CB28

STATISTICAL AREAS FISHED: 13 14

1976	JAN	FEB	MAR	APR	MAY	JUN	JUL	AUG	SEP	OCT	NOV	DEC	TOTAL
CHINOOK	0 (0)	0 (0)	0 (0)	0 (0)	0 (0)	0 (0)	0 (0)	0 (0)	0 (0)	0 (0)	0 (0)	9 (0)	9 (0)
COHO	0 (0)	0 (0)	0 (0)	0 (0)	0 (0)	0 (0)	0 (0)	0 (0)	0 (0)	0 (0)	0 (0)	0 (0)	0 (0)
ANGLER DAYS	0.0	0.0	0.0	0.0	0.0	0.0	0.0	0.0	0.0	0.0	0.0	12.0	12.0
BOAT DAYS	0	0	0	0	0	0	0	0	0	0	0	5	5

ANGLER CODE: UA14

STATISTICAL AREAS FISHED: 13 14

1976	JAN	FEB	MAR	APR	MAY	JUN	JUL	AUG	SEP	OCT	NOV	DEC	TOTAL
CHINOOK	0 (0)	0 (0)	0 (0)	0 (0)	0 (0)	3 (0)	3 (0)	4 (0)	0 (0)	0 (0)	0 (0)	0 (0)	10 (0)
COHO	0 (0)	0 (0)	0 (0)	0 (0)	0 (0)	5 (1)	38 (2)	18 (0)	0 (0)	0 (0)	0 (0)	0 (0)	61 (3)
ANGLER DAYS	0.0	0.0	0.0	0.0	0.0	8.0	31.0	18.0	0.0	0.0	0.0	0.0	57.0
BOAT DAYS	0	0	0	0	0	4	15	9	0	0	0	0	28

* 1976 ANGLER LOGBOOK ENTRIES *

ANGLER CODE: NA34

STATISTICAL AREAS FISHED: 13 14 16 17

1976	JAN	FEB	MAR	APR	MAY	JUN	JUL	AUG	SEP	OCT	NOV	DEC	TOTAL
CHINOOK	0 (0)	0 (0)	0 (0)	0 (0)	0 (0)	0 (0)	0 (0)	1 (0)	8 (0)	1 (0)	0 (0)	0 (0)	10 (0)
COHO	0 (0)	0 (0)	0 (0)	0 (0)	0 (0)	0 (0)	0 (0)	39 (0)	44 (2)	3 (0)	0 (0)	0 (0)	86 (2)
ANGLER DAYS	0.0	0.0	0.0	0.0	0.0	0.0	0.0	20.0	19.0	6.0	0.0	0.0	45.0
BOAT DAYS	0	0	0	0	0	0	0	6	9	2	0	0	17

ANGLER CODE: NA01

STATISTICAL AREAS FISHED: 13 14 17

1976	JAN	FEB	MAR	APR	MAY	JUN	JUL	AUG	SEP	OCT	NOV	DEC	TOTAL
CHINOOK	0 (0)	0 (0)	0 (0)	0 (0)	0 (0)	11 (0)	10 (0)	5 (0)	0 (0)	0 (0)	0 (0)	0 (0)	26 (0)
COHO	0 (0)	0 (0)	0 (0)	0 (0)	0 (0)	13 (1)	0 (0)	6 (0)	0 (0)	0 (0)	0 (0)	0 (0)	19 (1)
ANGLER DAYS	0.0	0.0	0.0	0.0	0.0	19.0	15.0	14.0	0.0	0.0	0.0	0.0	48.0
BOAT DAYS	0	0	0	0	0	9	6	7	0	0	0	0	22

* 1976 ANGLER LOGBOOK ENTRIES *

ANGLER CODE: CA45

STATISTICAL AREAS FISHED: 13 14 28

1976	JAN	FEB	MAR	APR	MAY	JUN	JUL	AUG	SEP	OCT	NOV	DEC	TOTAL
CHINDOK	6 (1)	0 (0)	0 (0)	2 (0)	3 (0)	5 (0)	3 (0)	9 (0)	0 (0)	0 (0)	1 (0)	17 (0)	46 (1)
COHO	0 (0)	0 (0)	0 (0)	20 (1)	24 (3)	30 (3)	35 (2)	8 (2)	3 (1)	0 (0)	1 (0)	0 (0)	121 (12)
ANGLER DAYS	8.0	0.0	1.0	9.0	15.0	16.0	16.0	17.0	2.0	0.0	5.0	10.0	99.0
BOAT DAYS	7	0	1	8	14	16	12	13	2	0	4	6	83

ANGLER CODE: MA12

STATISTICAL AREAS FISHED: 13 15

1976	JAN	FEB	MAR	APR	MAY	JUN	JUL	AUG	SEP	OCT	NOV	DEC	TOTAL
CHINOOK	0 (0)	0 (0)	0 (0)	0 (0)	0 (0)	2 (0)	0 (0)	0 (0)	0 (0)	0 (0)	0 (0)	0 (0)	2 (0)
COHO	0 (0)	0 (0)	0 (0)	0 (0)	0 (0)	65 (5)	0 (0)	0 (0)	0 (0)	0 (0)	0 (0)	0 (0)	65 (5)
ANGLER DAYS	0.0	0.0	0.0	0.0	0.0	33.0	0.0	0.0	0.0	0.0	0.0	0.0	33.0
BOAT DAYS	0	0	0	0	0	16	0	0	0	0	0	0	16

* 1976 ANGLER LOGBOOK ENTRIES *

ANGLER CODE: RA24

STATISTICAL AREAS FISHED: 13 15

1976	JAN	FEB	MAR	APR	MAY	JUN	JUL	AUG	SEP	OCT	NOV	DEC	TOTAL
CHINOOK	0 (0)	0 (0)	0 (0)	0 (0)	0 (0)	3 (0)	6 (0)	6 (0)	6 (0)	0 (0)	0 (0)	0 (0)	21 (0)
COHO	0 (0)	0 (0)	0 (0)	13 (1)	0 (0)	4 (0)	7 (0)	6 (1)	13 (1)	0 (0)	0 (0)	0 (0)	43 (3)
ANGLER DAYS	0.0	0.0	0.0	6.0	6.0	23.0	36.0	22.0	16.0	0.0	0.0	0.0	109.0
BOAT DAYS	0	0	0	2	2	5	11	9	7	0	0	0	36

ANGLER CODE: TA16

STATISTICAL AREAS FISHED: 13 15

1976	JAN	FEB	MAR	APR	MAY	JUN	JUL	AUG	SEP	OCT	NOV	DEC	TOTAL
CHINOOK	0 (0)	0 (0)	0 (0)	0 (0)	0 (0)	4 (0)	0 (0)	0 (0)	0 (0)	0 (0)	0 (0)	0 (0)	4 (0)
COHO	0 (0)	0 (0)	0 (0)	0 (0)	0 (0)	27 (2)	0 (0)	0 (0)	0 (0)	0 (0)	0 (0)	0 (0)	27 (2)
ANGLER DAYS	0.0	0.0	0.0	0.0	0.0	10.0	0.0	0.0	0.0	0.0	0.0	0.0	10.0
BOAT DAYS	0	0	0	0	0	7	0	0	0	0	0	0	7

* 1976 ANGLER LOGBOOK ENTRIES *

ANGLER CODE: TA24

STATISTICAL AREAS FISHED: 13 15 16

1976	JAN	FEB	MAR	APR	MAY	JUN	JUL	AUG	SEP	OCT	NOV	DEC	TOTAL
CHINOOK	0 (0)	3 (0)	0 (0)	5 (0)	2 (1)	3 (0)	9 (0)	2 (0)	2 (0)	0 (0)	0 (0)	0 (0)	26 (1)
COHO	0 (0)	0 (0)	0 (0)	1 (0)	8 (0)	25 (1)	26 (0)	4 (0)	5 (0)	0 (0)	0 (0)	0 (0)	69 (1)
ANGLER DAYS	0.0	3.0	0.0	5.0	7.0	14.0	15.0	3.0	4.0	0.0	0.0	0.0	51.0
BOAT DAYS	0	2	0	3	4	7	6	2	2	0	0	0	26

ANGLER CODE: TA25

STATISTICAL AREAS FISHED: 13 15 16

1976	JAN	FEB	MAR	APR	MAY	JUN	JUL	AUG	SEP	OCT	NOV	DEC	TOTAL
CHINOOK	0 (0)	0 (0)	0 (0)	0 (0)	0 (0)	2 (0)	5 (0)	14 (0)	3 (0)	8 (1)	0 (0)	0 (0)	32 (1)
COHO	0 (0)	0 (0)	0 (0)	0 (0)	0 (0)	25 (0)	38 (0)	55 (1)	15 (1)	3 (1)	0 (0)	0 (0)	136 (3)
ANGLER DAYS	0.0	0.0	0.0	0.0	0.0	12.0	17.0	33.0	8.0	4.0	0.0	0.0	74.0
BOAT DAYS	0	0	0	0	0	5	7	13	4	2	0	0	31

* 1976 ANGLER LOGBOOK ENTRIES *

ANGLER CODE: MA05

STATISTICAL AREAS FISHED: 13 16 28

1976	JAN	FEB	MAR	APR	MAY	JUN	JUL	AUG	SEP	OCT	NOV	DEC	TOTAL
CHINOOK	3 (0)	0 (0)	3 (0)	8 (0)	2 (0)	14 (1)	12 (0)	11 (0)	2 (1)	13 (1)	2 (0)	3 (0)	73 (3)
COHO	0 (0)	0 (0)	0 (0)	0 (0)	1 (0)	17 (0)	22 (0)	24 (0)	4 (0)	6 (0)	0 (0)	0 (0)	74 (0)
ANGLER DAYS	5.0	0.0	7.0	8.0	11.0	15.0	21.0	20.0	11.0	9.0	3.0	2.0	112.0
BOAT DAYS	3	0	4	5	5	9	9	10	6	5	3	2	61

ANGLER CODE: MA15

STATISTICAL AREAS FISHED: 13 16 28 29

1976	JAN	FEB	MAR	APR	MAY	JUN	JUL	AUG	SEP	OCT	NOV	DEC	TOTAL
CHINOOK	9 (0)	11 (0)	3 (0)	8 (0)	2 (0)	6 (0)	14 (0)	6 (0)	1 (0)	0 (0)	27 (0)	36 (0)	123 (0)
COHO	0 (0)	0 (0)	0 (0)	0 (0)	7 (0)	0 (0)	3 (1)	7 (0)	0 (0)	0 (0)	0 (0)	0 (0)	17 (1)
ANGLER DAYS	4.0	9.0	2.0	2.0	8.0	4.0	10.0	16.0	2.0	0.0	13.0	9.0	79.0
BOAT DAYS	2	3	1	1	4	2	5	8	1	0	6	4	37

* 1976 ANGLER LOGBOOK ENTRIES *

ANGLER CODE: NA09

STATISTICAL AREAS FISHED: 13 17

1976	JAN	FEB	MAR	APR	MAY	JUN	JUL	AUG	SEP	OCT	NOV	DEC	TOTAL
CHINOOK	0 (0)	0 (0)	0 (0)	0 (0)	0 (0)	4 (0)	9 (0)	7 (0)	15 (1)	10 (1)	0 (0)	0 (0)	45 (2)
COHO	0 (0)	0 (0)	0 (0)	0 (0)	0 (0)	5 (0)	4 (0)	18 (2)	20 (4)	26 (1)	0 (0)	0 (0)	73 (7)
ANGLER DAYS	0.0	0.0	0.0	0.0	12.0	16.5	20.0	57.5	38.0	35.0	0.0	0.0	179.0
BOAT DAYS	0	0	0	0	6	8	10	22	18	15	0	0	79

ANGLER CODE: RA05

STATISTICAL AREAS FISHED: 13 17

1976	JAN	FEB	MAR	APR	MAY	JUN	JUL	AUG	SEP	OCT	NOV	DEC	TOTAL
CHINOOK	0 (0)	0 (0)	0 (0)	0 (0)	0 (0)	0 (0)	15 (0)	5 (0)	0 (0)	0 (0)	0 (0)	0 (0)	20 (0)
COHO	0 (0)	0 (0)	0 (0)	0 (0)	0 (0)	0 (0)	16 (2)	3 (0)	0 (0)	0 (0)	0 (0)	0 (0)	19 (2)
ANGLER DAYS	0.0	0.0	0.0	0.0	0.0	0.0	25.0	5.0	0.0	0.0	0.0	0.0	30.0
BOAT DAYS	0	0	0	0	0	0	10	4	0	0	0	0	14

* 1976 ANGLER LOGBOOK ENTRIES *

ANGLER CODE: CA01

STATISTICAL AREAS FISHED: 14

1976	JAN	FEB	MAR	APR	MAY	JUN	JUL	AUG	SEP	OCT	NOV	DEC	TOTAL
CHINOOK	0 (0)	0 (0)	0 (0)	0 (0)	0 (0)	0 (0)	8 (0)	0 (0)	0 (0)	0 (0)	0 (0)	0 (0)	8 (0)
COHO	0 (0)	0 (0)	0 (0)	0 (0)	11 (2)	20 (0)	15 (1)	4 (0)	0 (0)	0 (0)	0 (0)	0 (0)	50 (3)
ANGLER DAYS	0.0	0.0	0.0	0.0	14.0	20.0	14.0	6.0	1.0	0.0	0.0	0.0	55.0
BOAT DAYS	0	0	0	0	7	10	7	3	1	0	0	0	28

ANGLER CODE: CA07

STATISTICAL AREAS FISHED: 14

1976	JAN	FEB	MAR	APR	MAY	JUN	JUL	AUG	SEP	OCT	NOV	DEC	TOTAL
CHINOOK	0 (0)	0 (0)	0 (0)	0 (0)	0 (0)	0 (0)	0 (0)	0 (0)	0 (0)	1 (0)	0 (0)	0 (0)	1 (0)
COHO	0 (0)	0 (0)	0 (0)	0 (0)	0 (0)	0 (0)	0 (0)	0 (0)	0 (0)	8 (4)	0 (0)	0 (0)	8 (4)
ANGLER DAYS	0.0	0.0	0.0	0.0	0.0	0.0	0.0	0.0	0.0	10.0	0.0	0.0	10.0
BOAT DAYS	0	0	0	0	0	0	0	0	0	5	0	0	5

* 1976 ANGLER LOGBOOK ENTRIES *

ANGLER CODE: CB03

STATISTICAL AREAS FISHED: 14

1976	JAN	FEB	MAR	APR	MAY	JUN	JUL	AUG	SEP	OCT	NOV	DEC	TOTAL
CHINOOK	0 (0)	0 (0)	0 (0)	1 (0)	1 (0)	1 (0)	0 (0)	4 (0)	16 (1)	13 (2)	0 (0)	0 (0)	36 (3)
COHO	0 (0)	0 (0)	0 (0)	0 (0)	3 (0)	26 (3)	18 (6)	14 (1)	14 (1)	1 (0)	0 (0)	0 (0)	76 (11)
ANGLER DAYS	0.0	0.0	0.0	2.0	10.0	22.0	12.0	14.0	36.0	11.0	0.0	0.0	107.0
BOAT DAYS	0	0	0	1	3	7	6	6	13	4	0	0	40

ANGLER CODE: CB04

STATISTICAL AREAS FISHED: 14

1976	JAN	FEB	MAR	APR	MAY	JUN	JUL	AUG	SEP	OCT	NOV	DEC	TOTAL
CHINOOK	0 (0)	0 (0)	0 (0)	0 (0)	0 (0)	0 (0)	1 (0)	0 (0)	0 (0)	0 (0)	0 (0)	0 (0)	1 (0)
COHO	0 (0)	0 (0)	0 (0)	0 (0)	1 (1)	6 (0)	1 (0)	0 (0)	0 (0)	0 (0)	0 (0)	0 (0)	8 (1)
ANGLER DAYS	0.0	0.0	0.0	0.0	4.0	8.0	4.0	0.0	0.0	0.0	0.0	0.0	16.0
BOAT DAYS	0	0	0	0	2	4	2	0	0	0	0	0	8

* 1976 ANGLER LOGBOOK ENTRIES *

ANGLER CODE: CB05

STATISTICAL AREAS FISHED: 14

1976	JAN	FEB	MAR	APR	MAY	JUN	JUL	AUG	SEP	OCT	NOV	DEC	TOTAL
CHINOOK	0 (0)	0 (0)	0 (0)	0 (0)	0 (0)	4 (0)	5 (1)	18 (0)	1 (1)	0 (0)	0 (0)	0 (0)	28 (2)
COHO	0 (0)	0 (0)	0 (0)	1 (0)	2 (1)	6 (1)	6 (0)	2 (0)	0 (0)	0 (0)	0 (0)	0 (0)	17 (2)
ANGLER DAYS	0.0	0.0	0.0	4.0	4.0	22.0	27.0	20.0	1.0	0.0	0.0	0.0	78.0
BOAT DAYS	0	0	0	2	2	9	11	8	1	0	0	0	33

ANGLER CODE: CB07

STATISTICAL AREAS FISHED: 14

1976	JAN	FEB	MAR	APR	MAY	JUN	JUL	AUG	SEP	OCT	NOV	DEC	TOTAL
CHINOOK	0 (0)	0 (0)	0 (0)	5 (0)	3 (0)	10 (0)	32 (0)	19 (0)	0 (0)	0 (0)	0 (0)	19 (3)	88 (3)
COHO	0 (0)	0 (0)	0 (0)	0 (0)	4 (1)	10 (0)	6 (0)	3 (0)	0 (0)	0 (0)	0 (0)	0 (0)	23 (1)
ANGLER DAYS	0.0	0.0	0.0	4.0	4.0	12.0	30.0	21.0	0.0	0.0	0.0	7.0	78.0
BOAT DAYS	0	0	0	2	2	5	14	10	0	0	0	3	36

* 1976 ANGLER LOGBOOK ENTRIES *

ANGLER CODE: CB08

STATISTICAL AREAS FISHED: 14

1976	JAN	FEB	MAR	APR	MAY	JUN	JUL	AUG	SEP	OCT	NOV	DEC	TOTAL
CHINOOK	0 (0)	0 (0)	2 (1)	0 (0)	3 (1)	19 (1)	0 (0)	1 (1)	22 (3)	6 (1)	0 (0)	0 (0)	53 (8)
COHO	0 (0)	0 (0)	0 (0)	0 (0)	6 (0)	12 (1)	0 (0)	1 (1)	1 (0)	3 (1)	0 (0)	0 (0)	23 (3)
ANGLER DAYS	0.0	0.0	3.0	0.0	14.0	16.0	0.0	3.0	9.0	12.0	0.0	0.0	57.0
BOAT DAYS	0	0	1	0	6	7	0	1	4	4	0	0	23

ANGLER CODE: CB13

STATISTICAL AREAS FISHED: 14

1976	JAN	FEB	MAR	APR	MAY	JUN	JUL	AUG	SEP	OCT	NOV	DEC	TOTAL
CHINOOK	0 (0)	0 (0)	0 (0)	6 (1)	0 (0)	0 (0)	0 (0)	0 (0)	0 (0)	0 (0)	0 (0)	0 (0)	6 (1)
COHO	0 (0)	0 (0)	0 (0)	8 (1)	0 (0)	0 (0)	0 (0)	0 (0)	0 (0)	0 (0)	0 (0)	0 (0)	8 (1)
ANGLER DAYS	0.0	0.0	0.0	8.0	0.0	0.0	0.0	0.0	0.0	0.0	0.0	0.0	8.0
BOAT DAYS	0	0	0	4	0	0	0	0	0	0	0	0	4

* 1976 ANGLER LOGBOOK ENTRIES *

ANGLER CODE: CB15

STATISTICAL AREAS FISHED: 14

1976	JAN	FEB	MAR	APR	MAY	JUN	JUL	AUG	SEP	OCT	NOV	DEC	TOTAL
CHINOOK	0 (0)	0 (0)	0 (0)	12 (0)	0 (0)	0 (0)	0 (0)	0 (0)	0 (0)	0 (0)	0 (0)	0 (0)	12 (0)
COHO	0 (0)	0 (0)	0 (0)	20 (0)	0 (0)	0 (0)	0 (0)	0 (0)	0 (0)	0 (0)	0 (0)	0 (0)	20 (0)
ANGLER DAYS	0.0	0.0	0.0	6.0	0.0	0.0	0.0	0.0	0.0	0.0	0.0	0.0	6.0
BOAT DAYS	0	0	0	6	0	0	0	0	0	0	0	0	6

ANGLER CODE: CB22

STATISTICAL AREAS FISHED: 14

1976	JAN	FEB	MAR	APR	MAY	JUN	JUL	AUG	SEP	OCT	NOV	DEC	TOTAL
CHINOOK	0 (0)	0 (0)	0 (0)	0 (0)	0 (0)	1 (0)	7 (0)	13 (1)	0 (0)	0 (0)	0 (0)	0 (0)	21 (1)
COHO	0 (0)	0 (0)	0 (0)	0 (0)	0 (0)	0 (0)	6 (1)	1 (0)	0 (0)	0 (0)	0 (0)	0 (0)	7 (1)
ANGLER DAYS	0.0	0.0	0.0	0.0	0.0	3.0	17.0	21.0	9.0	0.0	0.0	0.0	50.0
BOAT DAYS	0	0	0	0	0	1	6	8	4	0	0	0	19

* 1976 ANGLER LOGBOOK ENTRIES *

ANGLER CODE: CB30

STATISTICAL AREAS FISHED: 14

1976	JAN	FEB	MAR	APR	MAY	JUN	JUL	AUG	SEP	OCT	NOV	DEC	TOTAL
CHINOOK	0 (0)	0 (0)	0 (0)	0 (0)	0 (0)	0 (0)	0 (0)	0 (0)	0 (0)	0 (0)	0 (0)	17 (4)	17 (4)
COHO	0 (0)	0 (0)	0 (0)	0 (0)	0 (0)	0 (0)	0 (0)	0 (0)	0 (0)	0 (0)	0 (0)	0 (0)	0 (0)
ANGLER DAYS	0.0	0.0	0.0	0.0	0.0	0.0	0.0	0.0	0.0	0.0	0.0	17.0	17.0
BOAT DAYS	0	0	0	0	0	0	0	0	0	0	0	9	9

ANGLER CODE: GA08

STATISTICAL AREAS FISHED: 14

1976	JAN	FEB	MAR	APR	MAY	JUN	JUL	AUG	SEP	OCT	NOV	DEC	TOTAL
CHINOOK	0 (0)	0 (0)	0 (0)	0 (0)	0 (0)	0 (0)	0 (0)	0 (0)	0 (0)	0 (0)	0 (0)	29 (0)	29 (0)
COHO	0 (0)	0 (0)	0 (0)	0 (0)	0 (0)	0 (0)	0 (0)	0 (0)	0 (0)	0 (0)	0 (0)	0 (0)	0 (0)
ANGLER DAYS	0.0	0.0	0.0	0.0	0.0	0.0	0.0	0.0	0.0	0.0	0.0	12.0	12.0
BOAT DAYS	0	0	0	0	0	0	0	0	0	0	0	5	5

* 1976 ANGLER LOGBOOK ENTRIES *

ANGLER CODE: PA24

STATISTICAL AREAS FISHED: 14

1976	JAN	FEB	MAR	APR	MAY	JUN	JUL	AUG	SEP	OCT	NOV	DEC	TOTAL
CHINOOK	0 (0)	0 (0)	0 (0)	0 (0)	3 (1)	6 (0)	6 (0)	16 (0)	0 (0)	0 (0)	0 (0)	0 (0)	31 (1)
COHO	0 (0)	0 (0)	0 (0)	0 (0)	3 (0)	1 (0)	4 (1)	2 (0)	0 (0)	0 (0)	0 (0)	0 (0)	10 (1)
ANGLER DAYS	0.0	0.0	0.0	0.0	*****	8.0	17.0	14.0	0.0	0.0	0.0	0.0	*****
BOAT DAYS	0	0	0	0	*****	4	8	7	0	0	0	0	*****

ANGLER CODE: PA31

STATISTICAL AREAS FISHED: 14

1976	JAN	FEB	MAR	APR	MAY	JUN	JUL	AUG	SEP	OCT	NOV	DEC	TOTAL
CHINOOK	0 (0)	0 (0)	0 (0)	0 (0)	0 (0)	1 (0)	0 (0)	0 (0)	0 (0)	0 (0)	0 (0)	0 (0)	1 (0)
COHO	0 (0)	0 (0)	0 (0)	0 (0)	0 (0)	13 (0)	0 (0)	0 (0)	0 (0)	0 (0)	0 (0)	0 (0)	13 (0)
ANGLER DAYS	0.0	0.0	0.0	0.0	0.0	9.0	0.0	0.0	0.0	0.0	0.0	0.0	9.0
BOAT DAYS	0	0	0	0	0	6	0	0	0	0	0	0	6

***** OLD TYPE LOGBOOK RECORD : DOES NOT APPLY.

* 1976 ANGLER LOGBOOK ENTRIES *

ANGLER CODE: CB01

STATISTICAL AREAS FISHED: 14 15

1976	JAN	FEB	MAR	APR	MAY	JUN	JUL	AUG	SEP	OCT	NOV	DEC	TOTAL
CHINOOK	0 (0)	0 (0)	0 (0)	0 (0)	0 (0)	0 (0)	22 (7)	51 (4)	26 (1)	0 (0)	0 (0)	0 (0)	99 (12)
COHO	0 (0)	0 (0)	0 (0)	0 (0)	0 (0)	0 (0)	5 (0)	12 (1)	10 (4)	0 (0)	0 (0)	0 (0)	27 (5)
ANGLER DAYS	0.0	0.0	0.0	0.0	0.0	0.0	16.0	33.0	14.0	0.0	0.0	0.0	63.0
BOAT DAYS	0	0	0	0	0	0	15	20	8	0	0	0	43

ANGLER CODE: CB10

STATISTICAL AREAS FISHED: 14 15

1976	JAN	FEB	MAR	APR	MAY	JUN	JUL	AUG	SEP	OCT	NOV	DEC	TOTAL
CHINOOK	0 (0)	0 (0)	0 (0)	0 (0)	0 (0)	0 (0)	1 (0)	3 (0)	3 (0)	0 (0)	0 (0)	0 (0)	7 (0)
COHO	0 (0)	0 (0)	0 (0)	3 (0)	0 (0)	21 (3)	0 (0)	3 (1)	2 (0)	0 (0)	0 (0)	0 (0)	29 (4)
ANGLER DAYS	0.0	0.0	0.0	4.0	2.0	20.0	14.0	20.0	12.0	4.0	0.0	0.0	76.0
BOAT DAYS	0	0	0	2	1	9	7	9	6	2	0	0	36

* 1976 ANGLER LOGBOOK ENTRIES *

ANGLER CODE: TALL

STATISTICAL AREAS FISHED: 14 15 16

1976	JAN	FEB	MAR	APR	MAY	JUN	JUL	AUG	SEP	OCT	NOV	DEC	TOTAL
CHINOOK	0 (0)	0 (0)	0 (0)	0 (0)	0 (0)	0 (0)	1 (0)	0 (0)	0 (0)	0 (0)	0 (0)	0 (0)	1 (0)
COHO	0 (0)	0 (0)	0 (0)	0 (0)	0 (0)	0 (0)	36 (0)	0 (0)	0 (0)	0 (0)	0 (0)	0 (0)	36 (0)
ANGLER DAYS	0.0	0.0	0.0	0.0	0.0	0.0	14.0	0.0	0.0	0.0	0.0	0.0	14.0
BOAT DAYS	0	0	0	0	0	0	7	0	0	0	0	0	7

ANGLER CODE: MA24

STATISTICAL AREAS FISHED: 14 16

1976	JAN	FEB	MAR	APR	MAY	JUN	JUL	AUG	SEP	OCT	NOV	DEC	TOTAL
CHINOOK	0 (0)	0 (0)	0 (0)	0 (0)	19 (2)	1 (0)	6 (0)	6 (0)	1 (0)	0 (0)	0 (0)	0 (0)	33 (2)
COHO	0 (0)	0 (0)	0 (0)	0 (0)	1 (0)	1 (0)	22 (3)	24 (1)	33 (0)	0 (0)	0 (0)	0 (0)	81 (4)
ANGLER DAYS	0.0	0.0	0.0	0.0	15.0	6.0	39.0	33.0	25.0	0.0	0.0	0.0	118.0
BOAT DAYS	0	0	0	0	4	3	19	16	11	0	0	0	53

* 1976 ANGLER LOGBOOK ENTRIES *

ANGLER CODE: MB05

STATISTICAL AREAS FISHED: 14 16

1976	JAN	FEB	MAR	APR	MAY	JUN	JUL	AUG	SEP	OCT	NOV	DEC	TOTAL
CHINOOK	0 (0)	0 (0)	0 (0)	0 (0)	0 (0)	0 (0)	1 (0)	9 (1)	0 (0)	0 (0)	0 (0)	0 (0)	10 (1)
COHO	0 (0)	0 (0)	0 (0)	0 (0)	0 (0)	0 (0)	2 (0)	34 (4)	0 (0)	0 (0)	0 (0)	0 (0)	36 (4)
ANGLER DAYS	0.0	0.0	0.0	0.0	0.0	0.0	3.0	24.0	0.0	0.0	0.0	0.0	27.0
BOAT DAYS	0	0	0	0	0	0	1	8	0	0	0	0	9

ANGLER CODE: PA06

STATISTICAL AREAS FISHED: 14 16

1976	JAN	FEB	MAR	APR	MAY	JUN	JUL	AUG	SEP	OCT	NOV	DEC	TOTAL
CHINOOK	0 (0)	0 (0)	0 (0)	0 (0)	0 (0)	9 (1)	16 (1)	0 (0)	0 (0)	0 (0)	0 (0)	0 (0)	25 (2)
COHO	0 (0)	0 (0)	0 (0)	0 (0)	0 (0)	13 (0)	32 (0)	0 (0)	0 (0)	0 (0)	0 (0)	0 (0)	45 (0)
ANGLER DAYS	0.0	0.0	0.0	0.0	0.0	15.0	38.0	0.0	0.0	0.0	0.0	0.0	53.0
BOAT DAYS	0	0	0	0	0	7	12	0	0	0	0	0	19

* 1976 ANGLER LOGBOOK ENTRIES *

ANGLER CODE: NA30

STATISTICAL AREAS FISHED: 14 16 17

1976	JAN	FEB	MAR	APR	MAY	JUN	JUL	AUG	SEP	OCT	NOV	DEC	TOTAL
CHINOOK	0 (0)	0 (0)	0 (0)	0 (0)	10 (0)	5 (0)	21 (0)	29 (0)	0 (0)	20 (0)	36 (0)	0 (0)	121 (0)
COHO	0 (0)	0 (0)	0 (0)	52 (9)	83 (4)	90 (4)	127 (7)	15 (0)	0 (0)	27 (0)	1 (1)	0 (0)	395 (25)
ANGLER DAYS	0.0	0.0	0.0	14.0	26.0	34.0	46.5	33.0	0.0	29.0	24.0	0.0	206.5
BOAT DAYS	0	0	0	6	9	12	13	10	0	9	12	0	71

ANGLER CODE: NA33

STATISTICAL AREAS FISHED: 14 16 17

1976	JAN	FEB	MAR	APR	MAY	JUN	JUL	AUG	SEP	OCT	NOV	DEC	TOTAL
CHINOOK	1 (0)	6 (0)	3 (0)	6 (0)	5 (0)	2 (0)	21 (0)	0 (0)	0 (0)	0 (0)	0 (0)	0 (0)	44 (0)
COHO	0 (0)	0 (0)	0 (0)	56 (4)	45 (3)	26 (0)	71 (0)	0 (0)	0 (0)	0 (0)	0 (0)	0 (0)	198 (7)
ANGLER DAYS	3.0	4.0	4.0	24.0	17.0	13.0	44.0	0.0	0.0	0.0	0.0	0.0	109.0
BOAT DAYS	1	2	2	9	8	5	16	0	0	0	0	0	43

* 1976 ANGLER LOGBOOK ENTRIES *

ANGLER CODE: NA20

STATISTICAL AREAS FISHED: 14 17

1976	JAN	FEB	MAR	APR	MAY	JUN	JUL	AUG	SEP	OCT	NOV	DEC	TOTAL
CHINOOK	0 (0)	0 (0)	0 (0)	4 (0)	3 (0)	18 (3)	41 (4)	49 (1)	12 (0)	11 (0)	0 (0)	0 (0)	138 (8)
COHO	0 (0)	0 (0)	0 (0)	7 (1)	30 (5)	23 (1)	20 (1)	3 (0)	2 (0)	2 (0)	0 (0)	0 (0)	87 (8)
ANGLER DAYS	0.0	0.0	0.0	6.0	19.0	33.0	29.0	34.0	6.0	8.0	0.0	0.0	135.0
BOAT DAYS	0	0	0	3	5	12	12	11	3	4	0	0	50

ANGLER CODE: NA24

STATISTICAL AREAS FISHED: 14 17

1976	JAN	FEB	MAR	APR	MAY	JUN	JUL	AUG	SEP	OCT	NOV	DEC	TOTAL
CHINOOK	0 (0)	0 (0)	0 (0)	0 (0)	7 (0)	20 (0)	19 (1)	1 (0)	0 (0)	0 (0)	0 (0)	0 (0)	47 (1)
COHO	0 (0)	0 (0)	0 (0)	0 (0)	6 (0)	1 (1)	0 (0)	1 (0)	0 (0)	0 (0)	0 (0)	0 (0)	8 (1)
ANGLER DAYS	0.0	0.0	0.0	0.0	17.0	17.0	8.0	7.0	0.0	0.0	0.0	0.0	49.0
BOAT DAYS	0	0	0	0	10	9	4	4	0	0	0	0	27

* 1976 ANGLER LOGBOOK ENTRIES *

ANGLER CODE: NA27

STATISTICAL AREAS FISHED: 14 17

1976	JAN	FEB	MAR	APR	MAY	JUN	JUL	AUG	SEP	OCT	NOV	DEC	TOTAL
CHINOOK	0 (0)	0 (0)	0 (0)	3 (0)	5 (0)	7 (0)	9 (0)	24 (0)	17 (0)	25 (0)	0 (0)	0 (0)	90 (0)
COHO	0 (0)	0 (0)	0 (0)	4 (2)	23 (0)	5 (1)	8 (1)	6 (0)	3 (0)	9 (0)	0 (0)	0 (0)	58 (4)
ANGLER DAYS	0.0	0.0	0.0	4.0	10.0	9.0	8.0	13.0	7.0	9.0	0.0	0.0	60.0
BOAT DAYS	0	0	0	1	4	3	3	6	3	3	0	0	23

ANGLER CODE: SA21

STATISTICAL AREAS FISHED: 14 18 19

1976	JAN	FEB	MAR	APR	MAY	JUN	JUL	AUG	SEP	OCT	NOV	DEC	TOTAL
CHINOOK	4 (0)	2 (0)	1 (0)	9 (1)	24 (0)	7 (0)	11 (1)	5 (0)	9 (0)	0 (0)	4 (0)	15 (0)	91 (2)
COHO	0 (0)	0 (0)	0 (0)	0 (0)	2 (0)	0 (0)	0 (0)	40 (1)	0 (0)	0 (0)	0 (0)	0 (0)	42 (1)
ANGLER DAYS	8.0	4.0	2.0	7.0	20.0	11.0	14.0	24.0	14.0	0.0	7.0	9.0	120.0
BOAT DAYS	8	4	2	7	20	10	11	15	14	0	7	9	107

* 1976 ANGLER LOGBOOK ENTRIES *

ANGLER CODE: SA32

STATISTICAL AREAS FISHED: 14 18 19

1976	JAN	FEB	MAR	APR	MAY	JUN	JUL	AUG	SEP	OCT	NOV	DEC	TOTAL
CHINOOK	0 (0)	11 (1)	0 (0)	13 (1)	3 (0)	25 (0)	40 (3)	115 (4)	11 (0)	10 (0)	1 (0)	3 (0)	232 (9)
COHO	0 (0)	0 (0)	0 (0)	0 (0)	0 (0)	0 (0)	0 (0)	4 (0)	1 (0)	4 (0)	0 (0)	0 (0)	9 (0)
ANGLER DAYS	0.0	15.0	0.0	21.0	11.0	16.0	34.0	79.0	26.0	25.0	14.0	6.0	247.0
BOAT DAYS	0	3	0	6	3	5	11	21	8	7	4	2	70

ANGLER CODE: SA07

STATISTICAL AREAS FISHED: 14 18 19 20

1976	JAN	FEB	MAR	APR	MAY	JUN	JUL	AUG	SEP	OCT	NOV	DEC	TOTAL
CHINOOK	18 (1)	11 (0)	3 (0)	11 (0)	7 (0)	9 (0)	7 (0)	12 (0)	2 (0)	19 (1)	6 (1)	13 (0)	118 (3)
COHO	0 (0)	0 (0)	0 (0)	0 (0)	0 (0)	0 (0)	1 (0)	0 (0)	0 (0)	9 (0)	0 (0)	0 (0)	10 (0)
ANGLER DAYS	9.0	8.0	8.0	4.0	8.0	9.0	8.0	7.0	2.0	16.0	5.0	6.0	90.0
BOAT DAYS	5	5	4	3	5	6	4	3	2	11	3	5	56

* 1976 ANGLER LOGBOOK ENTRIES *

ANGLER CODE: TA04

STATISTICAL AREAS FISHED: 15

1976	JAN	FEB	MAR	APR	MAY	JUN	JUL	AUG	SEP	OCT	NOV	DEC	TOTAL
CHINOOK	0 (0)	0 (0)	0 (0)	0 (0)	0 (0)	0 (0)	0 (0)	0 (0)	0 (0)	6 (0)	0 (0)	0 (0)	6 (0)
COHO	0 (0)	0 (0)	0 (0)	0 (0)	0 (0)	0 (0)	0 (0)	0 (0)	0 (0)	0 (0)	0 (0)	0 (0)	0 (0)
ANGLER DAYS	0.0	0.0	0.0	0.0	0.0	0.0	0.0	0.0	0.0	3.0	0.0	0.0	3.0
BOAT DAYS	0	0	0	0	0	0	0	0	0	3	0	0	3

ANGLER CODE: TA07

STATISTICAL AREAS FISHED: 15 16

1976	JAN	FEB	MAR	APR	MAY	JUN	JUL	AUG	SEP	OCT	NOV	DEC	TOTAL
CHINOOK	0 (0)	0 (0)	0 (0)	1 (0)	0 (0)	4 (0)	6 (1)	3 (0)	1 (0)	0 (0)	0 (0)	0 (0)	15 (1)
COHO	0 (0)	0 (0)	0 (0)	1 (0)	16 (2)	25 (2)	7 (0)	3 (0)	1 (0)	0 (0)	0 (0)	0 (0)	53 (4)
ANGLER DAYS	0.0	0.0	0.0	6.0	5.0	12.0	7.0	14.0	5.0	0.0	0.0	0.0	49.0
BOAT DAYS	0	0	0	2	4	6	3	7	3	0	0	0	25

* 1976 ANGLER LOGBOOK ENTRIES *

ANGLER CODE: MB04

STATISTICAL AREAS FISHED: 16

1976	JAN	FEB	MAR	APR	MAY	JUN	JUL	AUG	SEP	OCT	NOV	DEC	TOTAL
CHINOOK	1 (1)	4 (0)	0 (0)	9 (1)	35 (0)	6 (0)	2 (0)	3 (0)	5 (0)	4 (0)	1 (0)	5 (0)	75 (2)
COHO	0 (0)	0 (0)	0 (0)	17 (0)	9 (0)	1 (1)	16 (2)	25 (0)	0 (0)	0 (0)	0 (0)	0 (0)	68 (3)
ANGLER DAYS	16.0	9.0	6.0	16.0	18.0	6.0	12.0	18.0	4.0	8.0	6.0	14.0	133.0
BOAT DAYS	8	4	3	8	9	3	6	8	2	4	3	7	65

ANGLER CODE: MC06

STATISTICAL AREAS FISHED: 16

1976	JAN	FEB	MAR	APR	MAY	JUN	JUL	AUG	SEP	OCT	NOV	DEC	TOTAL
CHINOOK	0 (0)	0 (0)	0 (0)	0 (0)	4 (0)	0 (0)	0 (0)	0 (0)	0 (0)	0 (0)	0 (0)	0 (0)	4 (0)
COHO	0 (0)	0 (0)	0 (0)	0 (0)	0 (0)	0 (0)	0 (0)	0 (0)	0 (0)	0 (0)	0 (0)	0 (0)	0 (0)
ANGLER DAYS	0.0	0.0	0.0	0.0	5.0	0.0	0.0	0.0	0.0	0.0	0.0	0.0	5.0
BOAT DAYS	0	0	0	0	5	0	0	0	0	0	0	0	5

* 1976 ANGLER LOGBOOK ENTRIES *

ANGLER CODE: TA08

STATISTICAL AREAS FISHED: 16

1976	JAN	FEB	MAR	APR	MAY	JUN	JUL	AUG	SEP	OCT	NOV	DEC	TOTAL
CHINOOK	0 (0)	0 (0)	0 (0)	0 (0)	0 (0)	2 (0)	4 (0)	7 (1)	0 (0)	0 (0)	0 (0)	0 (0)	13 (1)
COHO	0 (0)	0 (0)	0 (0)	0 (0)	0 (0)	6 (1)	1 (0)	6 (0)	0 (0)	0 (0)	0 (0)	0 (0)	13 (1)
ANGLER DAYS	0.0	0.0	0.0	0.0	0.0	*****	8.0	8.0	0.0	0.0	0.0	0.0	*****
BOAT DAYS	0	0	0	0	0	*****	4	4	0	0	0	0	*****

ANGLER CODE: TA10

STATISTICAL AREAS FISHED: 16

1976	JAN	FEB	MAR	APR	MAY	JUN	JUL	AUG	SEP	OCT	NOV	DEC	TOTAL
CHINOOK	0 (0)	0 (0)	0 (0)	0 (0)	15 (0)	3 (0)	1 (0)	6 (0)	11 (1)	0 (0)	0 (0)	0 (0)	36 (1)
COHO	0 (0)	0 (0)	0 (0)	0 (0)	15 (2)	24 (1)	2 (1)	14 (1)	9 (2)	0 (0)	0 (0)	0 (0)	64 (7)
ANGLER DAYS	0.0	0.0	0.0	0.0	16.0	17.0	13.0	12.5	12.0	0.0	0.0	0.0	70.5
BOAT OAYS	0	0	0	0	8	8	6	7	6	0	0	0	35

***** OLD TYPE LOGBOOK RECORD : DOES NOT APPLY.

* 1976 ANGLER LOGBOOK ENTRIES *

ANGLER CODE: TA19

STATISTICAL AREAS FISHED: 16

1976	JAN	FEB	MAR	APR	MAY	JUN	JUL	AUG	SEP	OCT	NOV	DEC	TOTAL
CHINOOK	3 (0)	0 (0)	1 (0)	0 (0)	0 (0)	0 (0)	0 (0)	0 (0)	0 (0)	0 (0)	6 (0)	4 (0)	14 (0)
COHO	0 (0)	0 (0)	0 (0)	0 (0)	0 (0)	20 (0)	29 (2)	48 (0)	11 (0)	0 (0)	0 (0)	0 (0)	108 (2)
ANGLER DAYS	2.0	0.0	2.0	0.0	0.0	11.0	22.0	26.0	8.0	0.0	4.0	7.0	82.0
BOAT DAYS	1	0	1	0	0	4	10	10	4	0	2	3	35

ANGLER CODE: TA27

STATISTICAL AREAS FISHED: 16

1976	JAN	FEB	MAR	APR	MAY	JUN	JUL	AUG	SEP	OCT	NOV	DEC	TOTAL
CHINOOK	0 (0)	0 (0)	0 (0)	7 (1)	13 (1)	1 (0)	0 (0)	0 (0)	0 (0)	0 (0)	0 (0)	0 (0)	21 (2)
COHO	0 (0)	0 (0)	0 (0)	22 (1)	4 (1)	27 (2)	0 (0)	0 (0)	0 (0)	0 (0)	0 (0)	0 (0)	53 (4)
ANGLER DAYS	0.0	0.0	0.0	24.0	14.0	10.0	0.0	0.0	0.0	0.0	0.0	0.0	48.0
BOAT DAYS	0	0	0	12	6	5	0	0	0	0	0	0	23

* 1976 ANGLER LOGBOOK ENTRIES *

ANGLER CODE: MB40

STATISTICAL AREAS FISHED: 16 17

1976	JAN	FEB	MAR	APR	MAY	JUN	JUL	AUG	SEP	OCT	NOV	DEC	TOTAL
CHINOOK	0 (0)	0 (0)	0 (0)	0 (0)	0 (0)	1 (0)	0 (0)	26 (0)	5 (0)	0 (0)	0 (0)	0 (0)	32 (0)
COHO	0 (0)	0 (0)	0 (0)	0 (0)	0 (0)	1 (0)	0 (0)	60 (0)	54 (1)	0 (0)	0 (0)	0 (0)	115 (1)
ANGLER DAYS	0.0	0.0	0.0	0.0	0.0	2.0	0.0	48.0	38.0	0.0	0.0	0.0	88.0
BOAT DAYS	0	0	0	0	0	1	0	24	18	0	0	0	43

ANGLER CODE: DA03

STATISTICAL AREAS FISHED: 16 17 18

1976	JAN	FEB	MAR	APR	MAY	JUN	JUL	AUG	SEP	OCT	NOV	DEC	TOTAL
CHINOOK	0 (0)	0 (0)	0 (0)	0 (0)	0 (0)	0 (0)	5 (0)	1 (0)	2 (0)	6 (0)	0 (0)	0 (0)	14 (0)
COHO	0 (0)	0 (0)	0 (0)	0 (0)	0 (0)	0 (0)	12 (1)	2 (0)	2 (0)	1 (0)	0 (0)	0 (0)	17 (1)
ANGLER DAYS	0.0	0.0	0.0	0.0	0.0	0.0	30.0	2.0	6.0	4.0	0.0	0.0	42.0
BOAT DAYS	0	0	0	0	0	0	7	1	3	2	0	0	13

* 1976 ANGLER LOGBOOK ENTRIES *

ANGLER CODE: MB01

STATISTICAL AREAS FISHED: 16 17 28 29

1976	JAN	FEB	MAR	APR	MAY	JUN	JUL	AUG	SEP	OCT	NOV	DEC	TOTAL
CHINOOK	0 (0)	0 (0)	0 (0)	5 (0)	1 (0)	8 (0)	11 (0)	15 (0)	0 (0)	0 (0)	0 (0)	11 (0)	51 (0)
COHO	0 (0)	0 (0)	0 (0)	5 (0)	26 (2)	20 (0)	30 (3)	20 (1)	8 (0)	0 (0)	0 (0)	1 (0)	110 (6)
ANGLER DAYS	0.0	0.0	0.0	8.0	14.0	31.0	42.0	28.0	17.0	0.0	0.0	6.0	146.0
BOAT DAYS	0	0	0	3	6	9	12	10	7	0	0	3	50

ANGLER CODE: MC02

STATISTICAL AREAS FISHED: 16 17 28 29

1976	JAN	FEB	MAR	APR	MAY	JUN	JUL	AUG	SEP	OCT	NOV	DEC	TOTAL
CHINOOK	0 (0)	0 (0)	0 (0)	1 (0)	4 (0)	0 (0)	5 (0)	17 (0)	12 (0)	6 (0)	0 (0)	0 (0)	45 (0)
COHO	0 (0)	0 (0)	0 (0)	0 (0)	0 (0)	0 (0)	6 (0)	0 (0)	10 (0)	0 (0)	0 (0)	0 (0)	16 (0)
ANGLER DAYS	0.0	0.0	0.0	5.0	8.0	0.0	8.0	7.0	8.0	4.0	0.0	0.0	40.0
BOAT DAYS	0	0	0	3	4	0	4	3	3	1	0	0	18

* 1976 ANGLER LOGBOOK ENTRIES *

ANGLER CODE: MA09

STATISTICAL AREAS FISHED: 16 17 29

1976	JAN	FEB	MAR	APR	MAY	JUN	JUL	AUG	SEP	OCT	NOV	DEC	TOTAL
CHINOOK	0 (0)	0 (0)	0 (0)	6 (0)	15 (0)	12 (0)	73 (3)	0 (0)	0 (0)	0 (0)	0 (0)	0 (0)	106 (3)
COHD	0 (0)	0 (0)	0 (0)	0 (0)	0 (0)	0 (0)	8 (1)	0 (0)	0 (0)	0 (0)	0 (0)	0 (0)	8 (1)
ANGLER DAYS	0.0	0.0	0.0	6.0	12.0	10.0	39.0	0.0	0.0	0.0	0.0	0.0	67.0
BOAT DAYS	0	0	0	2	4	5	13	0	0	0	0	0	24

ANGLER CODE: MC08

STATISTICAL AREAS FISHED: 16 17 29

1976	JAN	FEB	MAR	APR	MAY	JUN	JUL	AUG	SEP	OCT	NOV	DEC	TOTAL
CHINOOK	0 (0)	0 (0)	0 (0)	0 (0)	0 (0)	0 (0)	16 (0)	0 (0)	0 (0)	0 (0)	7 (0)	6 (0)	29 (0)
COHD	0 (0)	0 (0)	0 (0)	0 (0)	0 (0)	0 (0)	1 (0)	0 (0)	0 (0)	0 (0)	0 (0)	0 (0)	1 (0)
ANGLER DAYS	0.0	0.0	0.0	0.0	0.0	0.0	19.0	0.0	0.0	0.0	6.0	7.0	32.0
BOAT DAYS	0	0	0	0	0	0	4	0	0	0	2	2	8

* 1976 ANGLER LOGBOOK ENTRIES *

ANGLER CODE: MA10

STATISTICAL AREAS FISHED: 16 28

1976	JAN	FEB	MAR	APR	MAY	JUN	JUL	AUG	SEP	OCT	NOV	DEC	TOTAL
CHINOOK	6 (1)	2 (0)	1 (0)	0 (0)	5 (1)	3 (0)	8 (0)	5 (0)	0 (0)	5 (0)	21 (1)	10 (0)	66 (3)
COHO	0 (0)	0 (0)	0 (0)	0 (0)	0 (0)	1 (1)	0 (0)	10 (1)	4 (0)	6 (0)	0 (0)	0 (0)	21 (2)
ANGLER DAYS	5.0	5.0	2.0	0.0	4.0	5.0	6.0	8.0	10.0	6.0	7.0	4.0	62.0
BOAT DAYS	5	5	2	0	4	2	4	5	6	5	7	4	49

ANGLER CODE: MB37

STATISTICAL AREAS FISHED: 16 28

1976	JAN	FEB	MAR	APR	MAY	JUN	JUL	AUG	SEP	OCT	NOV	DEC	TOTAL
CHINOOK	0 (0)	0 (0)	0 (0)	0 (0)	0 (0)	1 (1)	0 (0)	0 (0)	0 (0)	0 (0)	0 (0)	0 (0)	1 (1)
COHO	0 (0)	0 (0)	0 (0)	0 (0)	0 (0)	1 (0)	0 (0)	0 (0)	0 (0)	0 (0)	0 (0)	0 (0)	1 (0)
ANGLER DAYS	0.0	0.0	0.0	0.0	0.0	4.0	0.0	0.0	0.0	0.0	0.0	0.0	4.0
BOAT DAYS	0	0	0	0	0	2	0	0	0	0	0	0	2

* 1976 ANGLER LOGBOOK ENTRIES *

ANGLER CODE: MB44

STATISTICAL AREAS FISHED: 16 28

1976	JAN	FEB	MAR	APR	MAY	JUN	JUL	AUG	SEP	OCT	NOV	DEC	TOTAL
CHINOOK	0 (0)	0 (0)	0 (0)	0 (0)	1 (0)	5 (0)	15 (1)	28 (0)	0 (0)	0 (0)	0 (0)	0 (0)	49 (1)
COHO	0 (0)	0 (0)	0 (0)	0 (0)	0 (0)	0 (0)	15 (0)	74 (3)	0 (0)	0 (0)	0 (0)	0 (0)	89 (3)
ANGLER DAYS	0.0	0.0	0.0	0.0	7.0	15.0	19.0	40.7	0.0	0.0	0.0	0.0	81.7
BOAT DAYS	0	0	0	0	3	5	7	14	0	0	0	0	29

ANGLER CODE: TA23

STATISTICAL AREAS FISHED: 16 28

1976	JAN	FEB	MAR	APR	MAY	JUN	JUL	AUG	SEP	OCT	NOV	DEC	TOTAL
CHINOOK	0 (0)	0 (0)	8 (0)	9 (0)	6 (0)	0 (0)	0 (0)	0 (0)	0 (0)	0 (0)	0 (0)	0 (0)	23 (0)
COHO	0 (0)	0 (0)	0 (0)	0 (0)	0 (0)	0 (0)	0 (0)	0 (0)	0 (0)	0 (0)	0 (0)	0 (0)	0 (0)
ANGLER DAYS	0.0	0.0	6.0	4.0	4.0	0.0	0.0	0.0	0.0	0.0	0.0	0.0	14.0
BOAT DAYS	0	0	3	2	2	0	0	0	0	0	0	0	7

* 1976 ANGLER LOGBOOK ENTRIES *

ANGLER CODE: MA02

STATISTICAL AREAS FISHED: 16 28 29

1976	JAN	FEB	MAR	APR	MAY	JUN	JUL	AUG	SEP	OCT	NOV	DEC	TOTAL
CHINOOK	6 (0)	10 (0)	1 (0)	13 (0)	6 (0)	13 (0)	16 (0)	2 (0)	2 (0)	13 (0)	34 (0)	11 (0)	127 (0)
COHO	0 (0)	0 (0)	0 (0)	0 (0)	4 (0)	0 (0)	4 (0)	1 (0)	1 (0)	4 (0)	0 (0)	0 (0)	14 (0)
ANGLER DAYS	10.0	10.0	7.0	15.0	12.0	10.0	18.0	6.0	12.0	14.0	12.0	3.0	129.0
BOAT DAYS	5	5	4	7	6	5	9	3	6	7	6	2	65

ANGLER CODE: MA44

STATISTICAL AREAS FISHED: 16 28 29

1976	JAN	FEB	MAR	APR	MAY	JUN	JUL	AUG	SEP	OCT	NOV	DEC	TOTAL
CHINOOK	0 (0)	0 (0)	0 (0)	0 (0)	0 (0)	18 (1)	0 (0)	1 (0)	3 (0)	23 (0)	32 (0)	46 (0)	123 (1)
COHO	0 (0)	0 (0)	0 (0)	0 (0)	0 (0)	0 (0)	0 (0)	1 (0)	3 (0)	0 (0)	0 (0)	0 (0)	4 (0)
ANGLER DAYS	0.0	0.0	0.0	0.0	0.0	*****	0.0	2.0	5.0	8.0	11.0	14.0	*****
BOAT DAYS	0	0	0	0	0	*****	0	1	4	7	8	9	*****

***** OLD TYPE LOGBOOK RECORD : DOES NOT APPLY.

* 1976 ANGLER LOGBOOK ENTRIES *

ANGLER CODE: MB26

STATISTICAL AREAS FISHED: 16 28 29

1976	JAN	FEB	MAR	APR	MAY	JUN	JUL	AUG	SEP	OCT	NOV	DEC	TOTAL
CHINOOK	0 (0)	0 (0)	0 (0)	0 (0)	17 (0)	18 (0)	12 (0)	8 (2)	0 (0)	7 (0)	0 (0)	0 (0)	62 (2)
COHO	0 (0)	0 (0)	0 (0)	0 (0)	0 (0)	0 (0)	2 (1)	1 (0)	0 (0)	7 (0)	0 (0)	0 (0)	10 (1)
ANGLER DAYS	0.0	0.0	0.0	0.0	12.0	10.0	12.0	6.0	0.0	8.0	0.0	0.0	48.0
BOAT DAYS	0	0	0	0	7	5	3	4	0	4	0	0	23

ANGLER CODE: MA45

STATISTICAL AREAS FISHED: 16 29

1976	JAN	FEB	MAR	APR	MAY	JUN	JUL	AUG	SEP	OCT	NOV	DEC	TOTAL
CHINOOK	1 (0)	0 (0)	0 (0)	0 (0)	0 (0)	0 (0)	19 (0)	0 (0)	0 (0)	0 (0)	0 (0)	0 (0)	20 (0)
COHO	0 (0)	0 (0)	0 (0)	0 (0)	0 (0)	0 (0)	4 (0)	0 (0)	0 (0)	0 (0)	0 (0)	0 (0)	4 (0)
ANGLER DAYS	7.0	0.0	0.0	0.0	0.0	0.0	6.0	0.0	0.0	0.0	0.0	0.0	13.0
BOAT DAYS	2	0	0	0	0	0	4	0	0	0	0	0	6

* 1976 ANGLER LOGBOOK ENTRIES *

ANGLER CODE: DA04

STATISTICAL AREAS FISHED: 17

1976	JAN	FEB	MAR	APR	MAY	JUN	JUL	AUG	SEP	OCT	NOV	DEC	TOTAL
CHINOOK	13 (0)	0 (0)	2 (0)	5 (0)	5 (0)	5 (0)	9 (0)	13 (0)	8 (0)	16 (0)	4 (0)	5 (0)	85 (0)
COHO	0 (0)	0 (0)	0 (0)	0 (0)	0 (0)	0 (0)	0 (0)	2 (0)	0 (0)	0 (0)	0 (0)	0 (0)	2 (0)
ANGLER DAYS	8.0	0.0	7.0	8.0	9.0	5.0	15.0	7.0	6.0	11.0	8.0	12.0	96.0
BOAT DAYS	4	0	3	4	3	2	5	3	3	4	4	5	40

ANGLER CODE: DA11

STATISTICAL AREAS FISHED: 17

1976	JAN	FEB	MAR	APR	MAY	JUN	JUL	AUG	SEP	OCT	NOV	DEC	TOTAL
CHINOOK	29 (0)	12 (2)	4 (0)	6 (0)	3 (0)	6 (0)	18 (0)	29 (0)	11 (0)	10 (0)	24 (0)	29 (0)	181 (2)
COHO	1 (0)	0 (0)	1 (0)	0 (0)	0 (0)	22 (4)	3 (1)	7 (0)	2 (1)	0 (0)	0 (0)	4 (4)	40 (10)
ANGLER DAYS	9.0	7.0	6.0	3.0	3.0	7.0	10.0	15.0	5.0	5.0	10.0	13.0	93.0
BOAT DAYS	5	5	6	2	3	4	4	8	3	3	7	12	62

* 1976 ANGLER LOGBOOK ENTRIES *

ANGLER CODE: GA07

STATISTICAL AREAS FISHED: 17

1976	JAN	FEB	MAR	APR	MAY	JUN	JUL	AUG	SEP	OCT	NOV	DEC	TOTAL
CHINOOK	0 (0)	0 (0)	0 (0)	35 (0)	20 (0)	39 (0)	65 (1)	0 (0)	0 (0)	46 (0)	0 (0)	0 (0)	205 (1)
COHO	0 (0)	0 (0)	0 (0)	16 (0)	5 (2)	10 (0)	4 (0)	0 (0)	0 (0)	1 (0)	0 (0)	0 (0)	36 (2)
ANGLER DAYS	0.0	0.0	0.0	18.0	14.0	19.0	30.0	0.0	0.0	22.0	0.0	0.0	103.0
BOAT DAYS	0	0	0	13	11	15	17	0	0	10	0	0	66

ANGLER CODE: NA15

STATISTICAL AREAS FISHED: 17

1976	JAN	FEB	MAR	APR	MAY	JUN	JUL	AUG	SEP	OCT	NOV	DEC	TOTAL
CHINOOK	0 (0)	0 (0)	0 (0)	0 (0)	0 (0)	0 (0)	0 (0)	0 (0)	0 (0)	0 (0)	0 (0)	2 (0)	2 (0)
COHO	0 (0)	0 (0)	0 (0)	0 (0)	0 (0)	0 (0)	0 (0)	0 (0)	0 (0)	0 (0)	0 (0)	1 (0)	1 (0)
ANGLER DAYS	0.0	0.0	0.0	0.0	0.0	0.0	0.0	0.0	0.0	0.0	0.0	1.0	1.0
BOAT DAYS	0	0	0	0	0	0	0	0	0	0	0	1	1

* 1976 ANGLER LOGBOOK ENTRIES *

ANGLER CODE: NA25

STATISTICAL AREAS FISHED: 17

1976	JAN	FEB	MAR	APR	MAY	JUN	JUL	AUG	SEP	OCT	NOV	DEC	TOTAL
CHINOOK	0 (0)	0 (0)	0 (0)	0 (0)	0 (0)	5 (0)	0 (0)	0 (0)	0 (0)	0 (0)	0 (0)	0 (0)	5 (0)
COHO	0 (0)	0 (0)	0 (0)	0 (0)	0 (0)	0 (0)	0 (0)	0 (0)	0 (0)	0 (0)	0 (0)	0 (0)	0 (0)
ANGLER DAYS	0.0	0.0	0.0	0.0	0.0	4.0	0.0	0.0	0.0	0.0	0.0	0.0	4.0
BOAT DAYS	0	0	0	0	0	2	0	0	0	0	0	0	2

ANGLER CODE: NA28

STATISTICAL AREAS FISHED: 17

1976	JAN	FEB	MAR	APR	MAY	JUN	JUL	AUG	SEP	OCT	NOV	DEC	TOTAL
CHINOOK	0 (0)	0 (0)	0 (0)	1 (1)	4 (1)	13 (0)	37 (0)	115 (0)	44 (0)	0 (0)	0 (0)	0 (0)	214 (2)
COHO	0 (0)	0 (0)	0 (0)	7 (0)	35 (2)	3 (0)	5 (0)	11 (1)	12 (0)	0 (0)	0 (0)	0 (0)	73 (3)
ANGLER DAYS	0.0	0.0	0.0	*****	24.0	9.0	22.5	31.0	13.4	0.0	0.0	0.0	*****
BOAT DAYS	0	0	0	*****	11	6	12	17	8	0	0	0	*****

***** OLD TYPE LOGBOOK RECORD : DOES NOT APPLY.

* 1976 ANGLER LOGBOOK ENTRIES *

ANGLER CODE: NA35

STATISTICAL AREAS FISHED: 17

1976	JAN	FEB	MAR	APR	MAY	JUN	JUL	AUG	SEP	OCT	NOV	DEC	TOTAL
CHINOOK	0 (0)	0 (0)	0 (0)	0 (0)	0 (0)	12 (0)	3 (0)	18 (0)	10 (0)	6 (0)	0 (0)	0 (0)	49 (0)
COHO	0 (0)	0 (0)	17 (1)	31 (1)	6 (0)	14 (0)	2 (0)	10 (0)	9 (0)	10 (0)	0 (0)	0 (0)	99 (2)
ANGLER DAYS	0.0	0.0	5.0	11.0	10.0	18.0	15.0	24.0	17.0	16.0	0.0	0.0	116.0
BOAT DAYS	0	0	4	9	8	12	15	19	14	10	0	0	91

ANGLER CODE: SA12

STATISTICAL AREAS FISHED: 17

1976	JAN	FEB	MAR	APR	MAY	JUN	JUL	AUG	SEP	OCT	NOV	DEC	TOTAL
CHINOOK	0 (0)	0 (0)	0 (0)	0 (0)	2 (0)	5 (0)	8 (0)	8 (0)	9 (0)	9 (0)	0 (0)	0 (0)	41 (0)
COHO	0 (0)	0 (0)	0 (0)	17 (0)	19 (0)	7 (0)	4 (0)	3 (0)	0 (0)	2 (0)	0 (0)	0 (0)	52 (0)
ANGLER DAYS	0.0	0.0	0.0	5.0	8.0	6.0	5.0	8.0	7.0	6.0	0.0	0.0	45.0
BOAT DAYS	0	0	0	4	6	6	4	5	6	4	0	0	35

* 1976 ANGLER LOGBOOK ENTRIES *

ANGLER CODE: GA05

STATISTICAL AREAS FISHED: 17 18

1976	JAN	FEB	MAR	APR	MAY	JUN	JUL	AUG	SEP	OCT	NOV	DEC	TOTAL
CHINOOK	4 (0)	0 (0)	2 (0)	1 (0)	10 (0)	13 (0)	21 (0)	19 (0)	6 (0)	7 (0)	9 (1)	14 (0)	106 (1)
COHO	0 (0)	0 (0)	0 (0)	0 (0)	0 (0)	1 (0)	14 (0)	3 (0)	0 (0)	0 (0)	0 (0)	0 (0)	18 (0)
ANGLER DAYS	*****	0.0	4.0	2.0	4.7	15.0	15.0	16.0	5.0	4.0	3.0	6.0	*****
BOAT DAYS	*****	0	2	1	2	6	10	9	4	3	3	4	*****

ANGLER CODE: NA08

STATISTICAL AREAS FISHED: 17 18

1976	JAN	FEB	MAR	APR	MAY	JUN	JUL	AUG	SEP	OCT	NOV	DEC	TOTAL
CHINOOK	1 (0)	3 (0)	1 (0)	3 (0)	0 (0)	0 (0)	13 (0)	26 (1)	10 (0)	13 (1)	9 (0)	3 (0)	82 (2)
COHO	0 (0)	0 (0)	0 (0)	22 (1)	0 (0)	0 (0)	2 (0)	4 (0)	6 (0)	3 (0)	0 (0)	0 (0)	37 (1)
ANGLER DAYS	8.0	5.0	1.0	10.0	0.0	0.0	11.0	19.0	14.0	9.0	17.0	3.0	97.0
BOAT DAYS	6	3	1	6	0	0	8	15	9	7	12	3	70

***** OLD TYPE LOGBOOK RECORD : DOES NOT APPLY.

* 1976 ANGLER LOGBOOK ENTRIES *

ANGLER CODE: SA31

STATISTICAL AREAS FISHED: 17 18 19

1976	JAN	FEB	MAR	APR	MAY	JUN	JUL	AUG	SEP	OCT	NOV	DEC	TOTAL
CHINOOK	3 (0)	3 (0)	3 (0)	7 (0)	3 (0)	14 (0)	14 (1)	1 (0)	5 (1)	1 (0)	9 (0)	14 (0)	77 (2)
COHO	0 (0)	0 (0)	0 (0)	0 (0)	0 (0)	1 (0)	0 (0)	1 (0)	0 (0)	0 (0)	0 (0)	0 (0)	2 (0)
ANGLER DAYS	2.0	2.0	2.0	3.0	1.0	5.0	5.0	2.0	3.0	1.0	3.0	4.0	33.0
BOAT DAYS	2	2	2	3	1	5	5	2	3	1	3	4	33

ANGLER CODE: SA05

STATISTICAL AREAS FISHED: 17 18 19 20

1976	JAN	FEB	MAR	APR	MAY	JUN	JUL	AUG	SEP	OCT	NOV	DEC	TOTAL
CHINOOK	0 (0)	0 (0)	0 (0)	0 (0)	0 (0)	2 (0)	18 (0)	17 (0)	27 (0)	16 (0)	32 (0)	33 (0)	145 (0)
COHO	0 (0)	0 (0)	0 (0)	0 (0)	7 (7)	1 (1)	1 (0)	4 (0)	5 (0)	0 (0)	0 (0)	0 (0)	18 (8)
ANGLER DAYS	0.0	0.0	0.0	0.0	5.0	6.0	15.0	10.0	9.0	9.0	11.0	12.0	77.0
BOAT DAYS	0	0	0	0	3	3	9	5	8	7	6	7	48

* 1976 ANGLER LOGBOOK ENTRIES *

ANGLER CODE: MA27

STATISTICAL AREAS FISHED: 17 18 28 29

1976	JAN	FEB	MAR	APR	MAY	JUN	JUL	AUG	SEP	OCT	NOV	DEC	TOTAL
CHINOOK	7 (0)	20 (1)	13 (1)	7 (0)	17 (1)	19 (0)	9 (0)	23 (0)	16 (0)	11 (0)	0 (0)	0 (0)	142 (3)
COHO	0 (0)	0 (0)	0 (0)	0 (0)	3 (0)	1 (0)	3 (0)	1 (0)	0 (0)	0 (0)	0 (0)	0 (0)	8 (0)
ANGLER DAYS	5.0	11.0	8.0	5.0	16.0	5.0	10.0	9.0	8.0	3.0	0.0	0.0	80.0
BOAT DAYS	2	4	3	2	7	2	4	4	3	1	0	0	32

ANGLER CODE: MB21

STATISTICAL AREAS FISHED: 17 28 29

1976	JAN	FEB	MAR	APR	MAY	JUN	JUL	AUG	SEP	OCT	NOV	DEC	TOTAL
CHINOOK	4 (0)	1 (0)	8 (0)	8 (0)	8 (0)	0 (0)	8 (0)	9 (0)	0 (0)	0 (0)	2 (0)	16 (0)	64 (0)
COHO	0 (0)	0 (0)	0 (0)	0 (0)	0 (0)	0 (0)	0 (0)	1 (0)	0 (0)	0 (0)	0 (0)	0 (0)	1 (0)
ANGLER DAYS	2.0	2.0	2.0	4.0	6.0	0.0	8.0	6.0	0.0	0.0	2.0	4.0	36.0
BOAT DAYS	1	1	1	2	3	0	4	3	0	0	1	2	18

* 1976 ANGLER LOGBOOK ENTRIES *

ANGLER CODE: MB28

STATISTICAL AREAS FISHED: 17 28 29

1976	JAN	FEB	MAR	APR	MAY	JUN	JUL	AUG	SEP	OCT	NOV	DEC	TOTAL
CHINOOK	0 (0)	0 (0)	0 (0)	0 (0)	5 (0)	1 (0)	1 (0)	23 (0)	0 (0)	0 (0)	0 (0)	0 (0)	30 (0)
COHO	0 (0)	0 (0)	0 (0)	0 (0)	0 (0)	0 (0)	0 (0)	0 (0)	0 (0)	0 (0)	0 (0)	0 (0)	0 (0)
ANGLER DAYS	0.0	0.0	0.0	0.0	3.0	3.0	9.0	19.0	0.0	0.0	0.0	0.0	34.0
BOAT DAYS	0	0	0	0	2	2	5	9	0	0	0	0	18

ANGLER CODE: GA04

STATISTICAL AREAS FISHED: 18

1976	JAN	FEB	MAR	APR	MAY	JUN	JUL	AUG	SEP	OCT	NOV	DEC	TOTAL
CHINOOK	0 (0)	0 (0)	0 (0)	0 (0)	15 (0)	26 (0)	42 (0)	77 (1)	21 (3)	18 (1)	0 (0)	4 (0)	203 (5)
COHO	0 (0)	0 (0)	0 (0)	0 (0)	2 (0)	2 (0)	8 (2)	19 (1)	9 (1)	3 (0)	0 (0)	0 (0)	43 (4)
ANGLER DAYS	0.0	0.0	0.0	0.0	15.0	33.0	40.0	54.0	13.0	9.0	0.0	6.0	170.0
BOAT DAYS	0	0	0	0	12	21	20	23	9	7	0	4	96

* 1976 ANGLER LOGBOOK ENTRIES *

ANGLER CODE: MA19

STATISTICAL AREAS FISHED: 18

1976	JAN	FEB	MAR	APR	MAY	JUN	JUL	AUG	SEP	OCT	NOV	DEC	TOTAL
CHINOOK	1 (0)	0 (0)	0 (0)	0 (0)	0 (0)	5 (0)	17 (0)	0 (0)	24 (0)	0 (0)	0 (0)	0 (0)	47 (0)
COHD	0 (0)	0 (0)	0 (0)	0 (0)	0 (0)	2 (0)	1 (0)	0 (0)	8 (0)	0 (0)	0 (0)	0 (0)	11 (0)
ANGLER DAYS	2.0	0.0	1.0	0.0	1.0	12.0	18.0	0.0	17.0	0.0	0.0	0.0	51.0
BOAT DAYS	2	0	1	0	1	6	9	0	8	0	0	0	27

ANGLER CODE: MB19

STATISTICAL AREAS FISHED: 18

1976	JAN	FEB	MAR	APR	MAY	JUN	JUL	AUG	SEP	OCT	NOV	DEC	TOTAL
CHINOOK	0 (0)	0 (0)	0 (0)	0 (0)	0 (0)	0 (0)	0 (0)	14 (0)	0 (0)	0 (0)	0 (0)	0 (0)	14 (0)
COHO	0 (0)	0 (0)	0 (0)	0 (0)	0 (0)	0 (0)	0 (0)	3 (1)	0 (0)	0 (0)	0 (0)	0 (0)	3 (1)
ANGLER DAYS	0.0	0.0	0.0	0.0	0.0	0.0	0.0	16.0	0.0	0.0	0.0	0.0	16.0
BOAT DAYS	0	0	0	0	0	0	0	8	0	0	0	0	8

* 1976 ANGLER LOGBOOK ENTRIES *

ANGLER CODE: SA04

STATISTICAL AREAS FISHED: 18

1976	JAN	FEB	MAR	APR	MAY	JUN	JUL	AUG	SEP	OCT	NOV	DEC	TOTAL
CHINOOK	29 (1)	24 (0)	46 (1)	92 (0)	42 (1)	38 (0)	29 (0)	61 (0)	61 (0)	26 (0)	14 (0)	18 (0)	480 (3)
COHO	12 (0)	2 (0)	2 (0)	2 (0)	0 (0)	0 (0)	0 (0)	4 (0)	2 (0)	7 (0)	3 (1)	62 (0)	96 (1)
ANGLER DAYS	19.0	10.0	14.0	25.0	20.0	21.0	13.0	29.0	28.0	14.0	7.0	25.0	225.0
BOAT DAYS	13	8	8	12	9	13	7	15	12	10	5	12	124

ANGLER CODE: SA09

STATISTICAL AREAS FISHED: 18

1976	JAN	FEB	MAR	APR	MAY	JUN	JUL	AUG	SEP	OCT	NOV	DEC	TOTAL
CHINOOK	0 (0)	0 (0)	0 (0)	0 (0)	0 (0)	0 (0)	0 (0)	0 (0)	0 (0)	11 (0)	0 (0)	0 (0)	11 (0)
COHO	0 (0)	0 (0)	0 (0)	0 (0)	0 (0)	0 (0)	0 (0)	0 (0)	0 (0)	6 (2)	0 (0)	0 (0)	6 (2)
ANGLER DAYS	0.0	0.0	0.0	0.0	0.0	0.0	0.0	0.0	0.0	7.0	0.0	0.0	7.0
BOAT DAYS	0	0	0	0	0	0	0	0	0	4	0	0	4

* 1976 ANGLER LOGBOOK ENTRIES *

ANGLER CODE: SA22

STATISTICAL AREAS FISHED: 18

1976	JAN	FEB	MAR	APR	MAY	JUN	JUL	AUG	SEP	OCT	NOV	DEC	TOTAL
CHINOOK	0 (0)	5 (1)	0 (0)	0 (0)	0 (0)	0 (0)	0 (0)	0 (0)	0 (0)	0 (0)	0 (0)	0 (0)	5 (1)
COHO	0 (0)	33 (0)	0 (0)	0 (0)	0 (0)	0 (0)	0 (0)	0 (0)	0 (0)	0 (0)	0 (0)	0 (0)	33 (0)
ANGLER DAYS	0.0	19.0	0.0	0.0	0.0	0.0	0.0	0.0	0.0	0.0	0.0	0.0	19.0
BOAT DAYS	0	7	0	0	0	0	0	0	0	0	0	0	7

ANGLER CODE: SA37

STATISTICAL AREAS FISHED: 18

1976	JAN	FEB	MAR	APR	MAY	JUN	JUL	AUG	SEP	OCT	NOV	DEC	TOTAL
CHINOOK	0 (0)	0 (0)	0 (0)	0 (0)	0 (0)	0 (0)	0 (0)	0 (0)	0 (0)	0 (0)	8 (0)	45 (1)	53 (1)
COHO	0 (0)	0 (0)	0 (0)	0 (0)	0 (0)	0 (0)	0 (0)	0 (0)	0 (0)	0 (0)	0 (0)	0 (0)	0 (0)
ANGLER DAYS	0.0	0.0	0.0	0.0	0.0	0.0	0.0	0.0	0.0	0.0	2.0	19.0	21.0
BOAT DAYS	0	0	0	0	0	0	0	0	0	0	1	10	11

* 1976 ANGLER LOGBOOK ENTRIES *

ANGLER CODE: SA03

STATISTICAL AREAS FISHED: 18 19

1976	JAN	FEB	MAR	APR	MAY	JUN	JUL	AUG	SEP	OCT	NOV	DEC	TOTAL
CHINOOK	20 (1)	9 (0)	16 (0)	45 (0)	52 (0)	18 (1)	10 (1)	8 (0)	24 (0)	14 (0)	11 (0)	21 (1)	248 (4)
COHO	68 (1)	10 (0)	16 (0)	6 (0)	0 (0)	0 (0)	0 (0)	1 (0)	2 (0)	6 (0)	21 (0)	65 (2)	195 (3)
ANGLER DAYS	34.0	17.0	22.0	37.0	37.0	16.0	26.0	16.0	26.0	26.0	20.0	28.0	305.0
BOAT DAYS	18	9	11	19	18	8	13	8	13	13	11	17	158

ANGLER CODE: SA33

STATISTICAL AREAS FISHED: 18 19

1976	JAN	FEB	MAR	APR	MAY	JUN	JUL	AUG	SEP	OCT	NOV	DEC	TOTAL
CHINOOK	0 (0)	0 (0)	0 (0)	0 (0)	0 (0)	0 (0)	0 (0)	0 (0)	0 (0)	8 (1)	6 (0)	4 (0)	18 (1)
COHO	0 (0)	0 (0)	0 (0)	0 (0)	0 (0)	0 (0)	0 (0)	0 (0)	0 (0)	4 (0)	0 (0)	0 (0)	4 (0)
ANGLER DAYS	0.0	0.0	0.0	0.0	0.0	0.0	0.0	0.0	0.0	25.0	16.0	12.0	53.0
BOAT DAYS	0	0	0	0	0	0	0	0	0	10	7	6	23

* 1976 ANGLER LOGBOOK ENTRIES *

ANGLER CODE: SA34

STATISTICAL AREAS FISHED: 18 19

1976	JAN	FEB	MAR	APR	MAY	JUN	JUL	AUG	SEP	OCT	NOV	DEC	TOTAL
CHINOOK	0 (0)	0 (0)	0 (0)	0 (0)	0 (0)	0 (0)	0 (0)	0 (0)	0 (0)	4 (0)	3 (0)	16 (0)	23 (0)
COHO	0 (0)	0 (0)	0 (0)	0 (0)	0 (0)	0 (0)	0 (0)	0 (0)	0 (0)	1 (0)	3 (0)	0 (0)	4 (0)
ANGLER DAYS	0.0	0.0	0.0	0.0	0.0	0.0	0.0	0.0	0.0	14.0	20.0	14.0	48.0
BOAT DAYS	0	0	0	0	0	0	0	0	0	7	9	6	22

ANGLER CODE: SA35

STATISTICAL AREAS FISHED: 18 19

1976	JAN	FEB	MAR	APR	MAY	JUN	JUL	AUG	SEP	OCT	NOV	DEC	TOTAL
CHINOOK	0 (0)	0 (0)	0 (0)	0 (0)	0 (0)	0 (0)	0 (0)	0 (0)	0 (0)	14 (0)	47 (0)	13 (0)	74 (0)
COHO	0 (0)	0 (0)	0 (0)	0 (0)	0 (0)	0 (0)	0 (0)	0 (0)	0 (0)	4 (1)	0 (0)	0 (0)	4 (1)
ANGLER DAYS	0.0	0.0	0.0	0.0	0.0	0.0	0.0	0.0	0.0	10.0	20.0	10.0	40.0
BOAT DAYS	0	0	0	0	0	0	0	0	0	3	7	5	15

* 1976 ANGLER LOGBOOK ENTRIES *

ANGLER CODE: SA01

STATISTICAL AREAS FISHED: 18 19 20

1976	JAN	FEB	MAR	APR	MAY	JUN	JUL	AUG	SEP	OCT	NOV	DEC	TOTAL
CHINOOK	5 (1)	4 (0)	0 (0)	0 (0)	24 (1)	15 (1)	26 (0)	60 (0)	16 (1)	7 (0)	14 (0)	27 (0)	198 (4)
COHO	10 (0)	0 (0)	0 (0)	0 (0)	0 (0)	1 (0)	6 (0)	7 (1)	7 (0)	7 (1)	4 (0)	11 (0)	53 (2)
ANGLER DAYS	8.0	6.0	0.0	0.0	9.0	7.0	18.0	26.0	16.0	10.0	9.0	13.0	122.0
BOAT DAYS	4	3	0	0	5	4	9	11	7	5	5	6	59

ANGLER CODE: SA10

STATISTICAL AREAS FISHED: 18 19 20

1976	JAN	FEB	MAR	APR	MAY	JUN	JUL	AUG	SEP	OCT	NOV	DEC	TOTAL
CHINOOK	0 (0)	0 (0)	0 (0)	11 (0)	4 (0)	8 (1)	0 (0)	9 (0)	0 (0)	0 (0)	0 (0)	0 (0)	32 (1)
COHO	0 (0)	0 (0)	0 (0)	0 (0)	0 (0)	0 (0)	0 (0)	0 (0)	0 (0)	0 (0)	0 (0)	0 (0)	0 (0)
ANGLER DAYS	0.0	0.0	0.0	6.0	2.0	10.0	0.0	4.0	0.0	0.0	0.0	0.0	22.0
BOAT DAYS	0	0	0	4	1	5	0	2	0	0	0	0	12

* 1976 ANGLER LOGBOOK ENTRIES *

ANGLER CODE: SA38

STATISTICAL AREAS FISHED: 18 19 20

1976	JAN	FEB	MAR	APR	MAY	JUN	JUL	AUG	SEP	OCT	NOV	DEC	TOTAL
CHINOOK	0 (0)	0 (0)	0 (0)	0 (0)	0 (0)	5 (0)	4 (0)	5 (0)	10 (0)	5 (0)	50 (0)	72 (0)	151 (0)
CDHO	0 (0)	0 (0)	0 (0)	0 (0)	0 (0)	0 (0)	2 (0)	15 (0)	2 (0)	20 (0)	10 (0)	0 (0)	49 (0)
ANGLER DAYS	0.0	0.0	0.0	0.0	0.0	7.0	3.0	12.0	11.0	10.0	20.0	23.0	86.0
BOAT DAYS	0	0	0	0	0	7	3	8	7	9	16	15	65

ANGLER CODE: SA02

STATISTICAL AREAS FISHED: 19

1976	JAN	FEB	MAR	APR	MAY	JUN	JUL	AUG	SEP	OCT	NOV	DEC	TOTAL
CHINOOK	50 (0)	34 (0)	0 (0)	0 (0)	0 (0)	0 (0)	0 (0)	0 (0)	0 (0)	0 (0)	0 (0)	0 (0)	84 (0)
COHO	16 (0)	6 (0)	0 (0)	0 (0)	0 (0)	0 (0)	0 (0)	0 (0)	0 (0)	0 (0)	0 (0)	0 (0)	22 (0)
ANGLER DAYS	17.0	13.0	0.0	0.0	0.0	0.0	0.0	0.0	0.0	0.0	0.0	0.0	30.0
BOAT DAYS	14	11	0	0	0	0	0	0	0	0	0	0	25

* 1976 ANGLER LOGBOOK ENTRIES *

ANGLER CODE: SA24

STATISTICAL AREAS FISHED: 19

1976	JAN	FEB	MAR	APR	MAY	JUN	JUL	AUG	SEP	OCT	NOV	DEC	TOTAL
CHINOOK	13 (1)	6 (0)	3 (1)	8 (0)	14 (1)	9 (0)	37 (1)	0 (0)	0 (0)	0 (0)	0 (0)	0 (0)	90 (4)
COHO	3 (0)	0 (0)	0 (0)	0 (0)	0 (0)	0 (0)	0 (0)	0 (0)	0 (0)	0 (0)	0 (0)	0 (0)	3 (0)
ANGLER DAYS	24.0	5.0	3.0	6.0	11.0	13.0	17.0	0.0	0.0	0.0	0.0	0.0	79.0
BOAT DAYS	15	4	2	5	8	10	8	0	0	0	0	0	52

ANGLER CODE: SA36

STATISTICAL AREAS FISHED: 19

1976	JAN	FEB	MAR	APR	MAY	JUN	JUL	AUG	SEP	OCT	NOV	DEC	TOTAL
CHINOOK	0 (0)	0 (0)	0 (0)	0 (0)	0 (0)	0 (0)	0 (0)	0 (0)	0 (0)	0 (0)	5 (0)	8 (0)	13 (0)
COHO	0 (0)	0 (0)	0 (0)	0 (0)	0 (0)	0 (0)	0 (0)	0 (0)	0 (0)	0 (0)	1 (0)	0 (0)	1 (0)
ANGLER DAYS	0.0	0.0	0.0	0.0	0.0	0.0	0.0	0.0	0.0	0.0	5.0	7.0	12.0
BOAT DAYS	0	0	0	0	0	0	0	0	0	0	5	7	12

* 1976 ANGLER LOGBOOK ENTRIES *

ANGLER CODE: MA13

STATISTICAL AREAS FISHED: 28

1976	JAN	FEB	MAR	APR	MAY	JUN	JUL	AUG	SEP	OCT	NOV	DEC	TOTAL
CHINOOK	0 (0)	0 (0)	0 (0)	0 (0)	0 (0)	0 (0)	0 (0)	0 (0)	0 (0)	4 (0)	4 (0)	0 (0)	8 (0)
COHO	0 (0)	0 (0)	0 (0)	0 (0)	0 (0)	0 (0)	0 (0)	0 (0)	0 (0)	0 (0)	0 (0)	0 (0)	0 (0)
ANGLER DAYS	0.0	0.0	0.0	0.0	0.0	0.0	0.0	0.0	0.0	*****	*****	0.0	*****
BOAT DAYS	0	0	0	0	0	0	0	0	0	*****	*****	0	*****

ANGLER CODE: MA31

STATISTICAL AREAS FISHED: 28

1976	JAN	FEB	MAR	APR	MAY	JUN	JUL	AUG	SEP	OCT	NOV	DEC	TOTAL
CHINOOK	0 (0)	0 (0)	0 (0)	0 (0)	10 (0)	66 (0)	34 (0)	32 (0)	23 (0)	0 (0)	0 (0)	0 (0)	165 (0)
COHO	0 (0)	0 (0)	0 (0)	0 (0)	2 (0)	4 (0)	4 (0)	12 (3)	7 (0)	0 (0)	0 (0)	0 (0)	29 (3)
ANGLER DAYS	0.0	0.0	0.0	0.0	6.0	21.0	14.0	26.0	17.0	0.0	0.0	0.0	84.0
BOAT DAYS	0	0	0	0	5	15	13	24	16	0	0	0	73

***** OLD TYPE LOGBOOK RECORD : DOES NOT APPLY.

* 1976 ANGLER LOGBOOK ENTRIES *

ANGLER CODE: MB42

STATISTICAL AREAS FISHED: 28

1976	JAN	FEB	MAR	APR	MAY	JUN	JUL	AUG	SEP	OCT	NOV	DEC	TOTAL
CHINOOK	5 (0)	2 (0)	5 (0)	13 (0)	5 (0)	9 (0)	13 (1)	5 (0)	0 (0)	0 (0)	0 (0)	0 (0)	57 (1)
COHO	0 (0)	0 (0)	0 (0)	1 (0)	0 (0)	1 (0)	9 (1)	8 (0)	0 (0)	0 (0)	0 (0)	0 (0)	19 (1)
ANGLER DAYS	5.0	2.0	3.0	6.0	10.0	7.0	7.0	8.0	0.0	0.0	0.0	0.0	48.0
BOAT DAYS	5	2	3	6	8	7	7	8	0	0	0	0	46

ANGLER CODE: MC05

STATISTICAL AREAS FISHED: 28

1976	JAN	FEB	MAR	APR	MAY	JUN	JUL	AUG	SEP	OCT	NOV	DEC	TOTAL
CHINOOK	0 (0)	0 (0)	1 (0)	0 (0)	14 (0)	13 (0)	2 (0)	15 (0)	0 (0)	0 (0)	16 (0)	8 (0)	69 (0)
COHO	0 (0)	0 (0)	0 (0)	0 (0)	1 (0)	0 (0)	1 (0)	6 (1)	0 (0)	0 (0)	0 (0)	0 (0)	8 (1)
ANGLER DAYS	0.0	0.0	*****	4.0	8.0	6.0	6.0	18.0	0.0	2.0	12.0	8.0	*****
BOAT DAYS	0	0	*****	2	4	3	3	9	0	1	6	4	*****

***** OLD TYPE LOGBOOK RECORD : DOES NOT APPLY.

* 1976 ANGLER LOGBOOK ENTRIES *

ANGLER CODE: MA28

STATISTICAL AREAS FISHED: 28 29

1976	JAN	FEB	MAR	APR	MAY	JUN	JUL	AUG	SEP	OCT	NOV	DEC	TOTAL
CHINOOK	14 (0)	16 (0)	6 (0)	7 (0)	0 (0)	0 (0)	0 (0)	0 (0)	1 (0)	14 (0)	4 (0)	7 (0)	69 (0)
COHO	0 (0)	0 (0)	0 (0)	0 (0)	0 (0)	0 (0)	0 (0)	0 (0)	0 (0)	0 (0)	0 (0)	0 (0)	0 (0)
ANGLER DAYS	*****	*****	*****	3.0	0.0	0.0	0.0	0.0	5.0	9.0	1.0	5.0	*****
BOAT DAYS	*****	*****	*****	2	0	0	0	0	3	4	1	3	*****

ANGLER CODE: MC04

STATISTICAL AREAS FISHED: 28 29

1976	JAN	FEB	MAR	APR	MAY	JUN	JUL	AUG	SEP	OCT	NOV	DEC	TOTAL
CHINOOK	0 (0)	0 (0)	0 (0)	3 (0)	0 (0)	0 (0)	0 (0)	0 (0)	0 (0)	2 (0)	16 (0)	14 (0)	35 (0)
COHO	0 (0)	0 (0)	0 (0)	0 (0)	0 (0)	0 (0)	0 (0)	0 (0)	0 (0)	8 (1)	0 (0)	0 (0)	8 (1)
ANGLER DAYS	0.0	0.0	0.0	2.0	0.0	0.0	0.0	0.0	0.0	6.0	7.0	12.0	27.0
BOAT DAYS	0	0	0	1	0	0	0	0	0	2	3	5	11

***** OLD TYPE LOGBOOK RECORD : DOES NOT APPLY.

* 1976 ANGLER LOGBOOK ENTRIES *

ANGLER CODE: MC09

STATISTICAL AREAS FISHED: 28 29

1976	JAN	FEB	MAR	APR	MAY	JUN	JUL	AUG	SEP	OCT	NOV	DEC	TOTAL
CHINOOK	0 (0)	0 (0)	0 (0)	0 (0)	0 (0)	0 (0)	0 (0)	0 (0)	0 (0)	0 (0)	0 (0)	51 (0)	51 (0)
COHO	0 (0)	0 (0)	0 (0)	0 (0)	0 (0)	0 (0)	0 (0)	0 (0)	0 (0)	0 (0)	0 (0)	0 (0)	0 (0)
ANGLER DAYS	0.0	0.0	0.0	0.0	0.0	0.0	0.0	0.0	0.0	0.0	0.0	18.0	18.0
BOAT DAYS	0	0	0	0	0	0	0	0	0	0	0	6	6

ANGLER CODE: TA12

STATISTICAL AREAS FISHED: 28 29

1976	JAN	FEB	MAR	APR	MAY	JUN	JUL	AUG	SEP	OCT	NOV	DEC	TOTAL
CHINOOK	0 (0)	0 (0)	0 (0)	3 (0)	9 (0)	22 (0)	28 (0)	23 (0)	2 (0)	2 (0)	0 (0)	0 (0)	89 (0)
COHO	0 (0)	0 (0)	0 (0)	4 (0)	3 (0)	1 (0)	1 (0)	6 (0)	4 (0)	0 (0)	0 (0)	0 (0)	19 (0)
ANGLER DAYS	0.0	0.0	0.0	4.0	6.0	8.0	12.0	15.0	9.0	3.0	0.0	0.0	57.0
BOAT DAYS	0	0	0	4	6	8	11	11	9	3	0	0	52

* 1976 ANGLER LOGBOOK ENTRIES *

ANGLER CODE: MA01

STATISTICAL AREAS FISHED: 29

1976	JAN	FEB	MAR	APR	MAY	JUN	JUL	AUG	SEP	OCT	NOV	DEC	TOTAL
CHINOOK	0 (0)	0 (0)	0 (0)	0 (0)	0 (0)	0 (0)	0 (0)	0 (0)	2 (0)	1 (0)	0 (0)	0 (0)	3 (0)
COHO	0 (0)	0 (0)	0 (0)	0 (0)	0 (0)	0 (0)	0 (0)	0 (0)	0 (0)	0 (0)	0 (0)	0 (0)	0 (0)
ANGLER DAYS	0.0	0.0	0.0	0.0	0.0	0.0	0.0	0.0	8.0	3.0	0.0	0.0	11.0
BOAT DAYS	0	0	0	0	0	0	0	0	3	2	0	0	5

ANGLER CODE: MB11

STATISTICAL AREAS FISHED: 29

1976	JAN	FEB	MAR	APR	MAY	JUN	JUL	AUG	SEP	OCT	NOV	DEC	TOTAL
CHINOOK	0 (0)	0 (0)	0 (0)	6 (0)	0 (0)	0 (0)	0 (0)	0 (0)	0 (0)	0 (0)	0 (0)	0 (0)	6 (0)
COHO	0 (0)	0 (0)	0 (0)	13 (0)	0 (0)	0 (0)	0 (0)	0 (0)	0 (0)	0 (0)	0 (0)	0 (0)	13 (0)
ANGLER DAYS	0.0	0.0	0.0	*****	0.0	0.0	0.0	0.0	0.0	0.0	0.0	0.0	*****
BOAT DAYS	0	0	0	*****	0	0	0	0	0	0	0	0	*****

***** OLD TYPE LOGBOOK RECORD : DOES NOT APPLY.

* 1976 ANGLER LOGBOOK ENTRIES *

ANGLER CODE: MC01

STATISTICAL AREAS FISHED: 29

1976	JAN	FEB	MAR	APR	MAY	JUN	JUL	AUG	SEP	OCT	NOV	DEC	TOTAL
CHINOOK	0 (0)	0 (0)	0 (0)	0 (0)	0 (0)	0 (0)	0 (0)	0 (0)	0 (0)	0 (0)	6 (0)	0 (0)	6 (0)
COHO	0 (0)	0 (0)	0 (0)	0 (0)	0 (0)	0 (0)	0 (0)	0 (0)	0 (0)	0 (0)	1 (0)	0 (0)	1 (0)
ANGLER DAYS	0.0	0.0	0.0	0.0	0.0	0.0	0.0	0.0	0.0	0.0	2.5	0.0	2.5
BOAT DAYS	0	0	0	0	0	0	0	0	0	0	2	0	2



Fisheries and Environment
Canada

Pêches et Environnement
Canada

0025478C

CANADA

FISHERIES AND MARINE SERVICE

MANUSCRIPT REPORT