

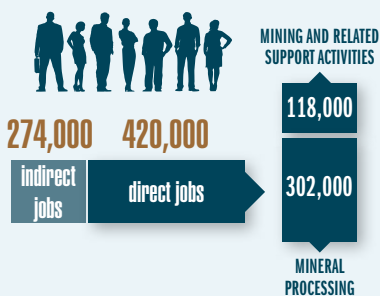


10

KEY FACTS on Canada's Minerals Sector

1 EMPLOYMENT 694,000 jobs

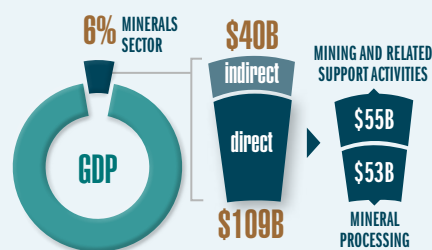
In 2022, the minerals sector directly and indirectly accounted for 694,000 jobs throughout the country in urban, rural and remote regions.



Source: Statistics Canada
Note: Indirect estimates are based on a new methodology, which is not comparable with previous editions of this publication. For more information: [Employment in Canada's minerals sector](#)

2 GROSS DOMESTIC PRODUCT \$148B

In 2022, the minerals sector directly and indirectly contributed \$148 billion or 6% to Canada's total nominal GDP.



Source: Statistics Canada
Note: Indirect estimates are based on a new methodology, which is not comparable with previous editions of this publication. For more information: [Nominal GDP in the minerals sector](#)

3 CRITICAL MINERALS Vital for the economy

Canada is primed to capitalize on rising global demand for critical minerals that will power low-carbon and digitized economies. Canada is a key global producer of copper, nickel and cobalt and hosts advanced mineral projects for rare earth elements, lithium and graphite. Canada is looking to leverage its sustainable mining prowess to develop competitive supply chains and value-added products across a range of sectors.



For more information: [Critical Minerals](#)

4 EXPORTS \$153B

Valued at \$153 billion in 2022, mineral exports accounted for 21% of Canada's total domestic exports.



Source: Natural Resources Canada calculations, based on Statistics Canada data
For more information: [Trade](#)

5 INVESTMENT \$18B

In 2022, the minerals sector invested \$18 billion in new capital construction and in machinery and equipment, accounting for 6% of total non-residential capital investment in Canada.



Source: Natural Resources Canada calculations, based on Statistics Canada data
For more information: [Minerals sector investment](#)

6 CANADIAN MINING ASSETS \$286B


In 2021, publicly traded Canadian-based companies had total mining and exploration asset of \$286 billion. About two-thirds (\$196 billion) were located abroad.



Source: Natural Resources Canada estimates, based on company filings
For more information: [Canadian Mining Assets](#)

7 PRODUCTION \$75B

In 2022, mineral production totalled \$75 billion. Canada produces 60 minerals and metals at 200 mines and 6,500 sand and gravel pits and stone quarries.



Sources: Natural Resources Canada, Statistics Canada, U.S. Geological Survey, World Nuclear Association
For more information: [Canadian Mineral Production](#)

8 EXPLORATION \$4.1B

In 2022, Canada's mineral exploration and deposit appraisal expenditures amounted to \$4.1 billion.



Canada — a leader in worldwide exploration

Canadian-headquartered companies accounted for 39% of global non-ferrous exploration budgets.

Canada was the destination for 21% of global non-ferrous exploration budgets.

Sources: Natural Resources Canada, S&P Global Market Intelligence
For more information: [Canadian Mineral Exploration](#)

9 FINANCING \$7.6B

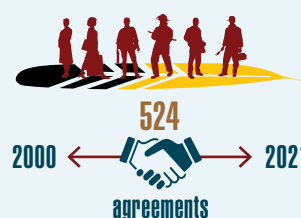
The Toronto Stock Exchange (TSX) and TSX Venture Exchange (TSXV) are the world's number one mining and exploration listing venues, where 45% (\$7.6 billion) of the world's total equity capital was raised in 2022.



Source: TMX Group
For more information: [Financing](#)

10 INDIGENOUS PARTICIPATION 17,300 jobs

The minerals industry is an important employer of Indigenous Peoples, providing jobs to over 17,300 individuals. Indigenous Peoples account for 11% of mining's labour force, amongst the highest representation by industry.



An estimated 524 agreements were signed between mining and exploration companies and Indigenous communities or governments.

Sources: Natural Resources Canada, Statistics Canada (2021 Census)
For more information: [Indigenous participation](#)