

September 30, 2024  
Unaudited

# Quarterly Financial Report Second Quarter

## Table of contents

<b>Narrative discussion.....</b>	<b>2</b>
Financial highlights.....	3
Risk analysis.....	4
Changes in operations, personnel and programs.....	5
Financial results .....	6
<i>Ex ante</i> funding.....	10
Available liquid funds.....	10
Management representation .....	11
<b>Condensed financial statements and notes .....</b>	<b>12</b>
Condensed statement of financial position.....	12
Condensed statement of comprehensive income .....	13
Condensed statement of changes in equity.....	14
Condensed statement of cash flows .....	15
Notes to the condensed financial statements.....	16
1 – General information.....	16
2 – Material accounting policy information .....	17
3 - Investment securities .....	17
4 - Right-of-use assets and lease liabilities .....	18
5 - Intangible assets .....	19
6 - Provision for insurance losses .....	19
7 - Operating expenses .....	20
8 – Related party transactions .....	20

## Narrative discussion

### **Second quarter – fiscal 2024/2025**

This narrative discussion was prepared in accordance with the *Treasury Board Standard on Quarterly Financial Reports for Crown Corporations* (the “Treasury Board Standard”). It is not intended to be a full “Management’s Discussion and Analysis”. Disclosures and information in the Canada Deposit Insurance Corporation’s 2024 Annual Report are assumed to apply to the current quarter unless otherwise updated.

The condensed financial statements are unaudited and have been prepared in accordance with the Treasury Board Standard.

This narrative discussion and the accompanying financial statements were reviewed and approved by CDIC’s Audit Committee.

## Financial highlights

For the second quarter ended September 30, 2024, the Canada Deposit Insurance Corporation (“CDIC” or “the Corporation”) recognized a net income of \$278 million, based on premium revenue of \$246 million, investment income of \$63 million, operating expenses of \$20 million and an income tax expense of \$11 million. For the same period in the prior year, CDIC recognized a net income of \$192 million, based on premium revenue of \$223 million, investment income of \$46 million, an increase to the provision for insurance losses of \$50 million, operating expenses of \$20 million and an income tax expense of \$7 million.

For the six-month period ended September 30, 2024, CDIC recognized a net income of \$502 million, based on premium revenue of \$494 million, investment income of \$119 million, an increase to the provision for insurance losses of \$50 million, operating expenses of \$40 million and an income tax expense of \$20 million. For the same period in the prior year, CDIC recognized a net income of \$232 million, based on premium revenue of \$445 million, investment income of \$85 million, an increase to the provision for insurance losses of \$250 million, operating expenses of \$39 million and an income tax expense of \$9 million.

The Corporation’s \$494 million in premium revenue for the six-month period ended September 30, 2024, represents an increase of \$49 million over the same period in the prior year. The increase was primarily due to growth in insured deposits.

The Corporation’s \$119 million in investment income for the six-month period ended September 30, 2024, was \$34 million higher than in the same period in the prior year. The increase was mainly due to growth in the investment portfolio (\$9,643 million and \$8,591 million as at September 30, 2024, and 2023, respectively) and an increase in the weighted average effective yield on investments (2.68% and 2.22%, as at September 30, 2024, and 2023, respectively).

The Corporation’s operating expenses for the six-month period ended September 30, 2024, were \$40 million, consistent with the same period in the prior year.

The provision for insurance losses as at September 30, 2024, is \$2,300 million, \$50 million higher than the balance as at March 31, 2024.

CDIC’s total assets as at September 30, 2024, were \$9,679 million, an increase of \$544 million from March 31, 2024, mainly driven by the growth in CDIC’s investment portfolio.

CDIC established a near-term *ex ante* fund target to exceed 85 basis points of insured deposits by the 2026/2027 fiscal year-end. As at September 30, 2024, CDIC’s *ex ante* funding (\$9,652 million) represented 78 basis points of insured deposits (\$1,241 billion). The near-term *ex ante* fund target remains on track to exceed 85 basis points of insured deposits by the 2026/2027 fiscal year-end.

## Risk analysis

In addition to monitoring the risks faced by CDIC's membership that drive changes in the provision for insurance losses, Management utilizes an Enterprise Risk Management (ERM) program to identify and manage its key corporate risks. The ERM program guides the development of our corporate strategies, decision making and the allocation of resources, and includes an assessment of key risks which is updated quarterly.

As part of the ERM framework, management is continually assessing and evaluating the risk mitigation strategies for significant risks facing the Corporation. Key risks that may materially affect CDIC's ability to deliver on its strategic objectives are identified in CDIC's 2024 Annual Report and remain the most significant risks.

## Changes in operations, personnel and programs

The following describes any significant changes in operations, personnel and programs that have occurred during the current quarter.

Operations            There were no significant changes during this quarter.

Board of  
Directors,  
Officers and  
Personnel

### Board of Directors

Effective November 7, 2024, Shereen Miller was appointed Commissioner of the Financial Consumer Agency of Canada for a term of five years.

In her capacity as Commissioner, Ms Miller is an *ex officio* Director on CDIC's Board of Directors.

## Financial results

### Three-month period ended September 30, 2024, compared to three-month period ended September 30, 2023

The following table sets out CDIC's comparative results for the three-month period ended September 30, 2024, and 2023.

(C\$ thousands)	For the three-month period ended September 30		Variance Increase (Decrease)	
	2024	2023	(\$)	(%)
Premium revenue	246,291	222,895	23,396	10%
Investment and other income	63,031	45,936	17,095	37%
Increase in provision for insurance losses	-	50,000	(50,000)	(100%)
Operating expenses	20,339	19,909	430	2%
Income tax expense	10,753	6,988	3,765	54%
<b>Net income</b>	<b>278,230</b>	<b>191,934</b>	<b>86,296</b>	<b>45%</b>

#### Premium revenue

Premiums charged to member institutions are based on the total amount of insured deposits held by member institutions as at April 30 each year and are calculated annually in accordance with the *CDIC Act* and CDIC's *Differential Premiums By-law*. For 2024/2025, the approved Category I rate (the base rate) is 7.5 basis points of insured deposits, unchanged from the 2023/2024 base rate. CDIC's premium revenue for fiscal 2024/2025, established from the Insured Deposits as at April 30, 2024, is estimated to be \$986 million. The amount recognized as premium revenue in each quarter represents one-fourth of the annual assessed amount.

Premium revenue of \$246 million was recorded during the three-month period ended September 30, 2024, compared to \$223 million for the same period in the prior year, a 10% increase. Growth in insured deposits contributed to the increase in premium revenue.

Premium rates are a key determinant of the length of time it will take to reach the Corporation's *ex ante* fund target. CDIC established a near-term *ex ante* fund target to exceed 85 basis points of insured deposits by the 2026/2027 fiscal year-end. The near-term target will guide CDIC's annual premium rate setting and related communication to member institutions on forward premium levels.

#### Investment income

The Corporation's \$63 million in investment income for the three-month period ended September 30, 2024, was \$17 million higher than in the same period in the prior year. The increase was mainly due to growth in the investment portfolio (\$9,643 million and \$8,591 million as at September 30, 2024, and 2023, respectively) and an increase in the weighted average effective yield on investments (2.68% and 2.22%, as at September 30, 2024, and 2023, respectively).

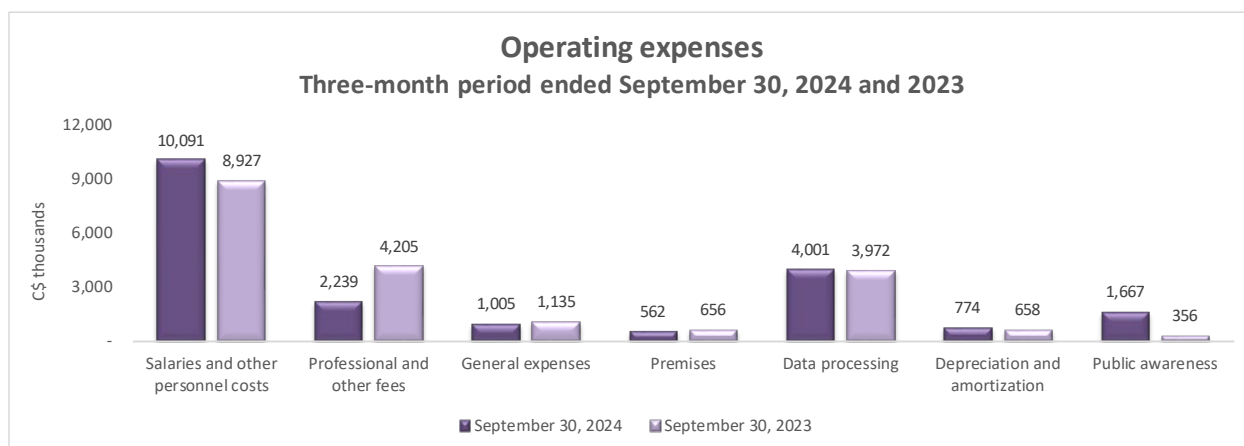
## Provision for insurance losses

The provision represents Management’s best estimate of the losses it expects to incur as a result of insuring deposits and in its role as resolution authority. The adequacy of the provision is assessed on a quarterly basis and, if necessary, adjustments are recorded.

In arriving at its estimate, Management considers the key inputs of its provisioning methodology: the exposure to losses, the probability of default derived from actual default statistics, expected loss given default, supervisory information, economic indicators, and CDIC’s specific knowledge of the risk profile of its members.

For the second quarter ended September 30, 2024, CDIC’s provision for insurance losses remains unchanged from the previous quarter at \$2,300 million.

## Operating expenses



The Corporation’s operating expenses for the three-month period ended September 30, 2024, were \$20 million, consistent with the same period in the prior year. The changes year over year are primarily due to increases in personnel costs and timing of public awareness spend, offset by decreased spending on professional fees.

## Income taxes

The Corporation is subject to federal income tax. The Corporation’s primary source of taxable income is its interest income from its investment portfolio. From this amount, allowable expenditures are deducted in order to arrive at its net income for tax purposes. Under the provisions of the *Income Tax Act*, the Corporation’s premium revenue is not taxable and the change in the provision for insurance losses is not deductible for tax purposes.

For quarterly reporting, CDIC uses an effective tax rate to compute its tax liability or tax asset in accordance with *IAS 34 – Interim Financial Reporting*. During the three-month period ended September 30, 2024, the Corporation recognized an income tax expense of \$11 million, \$4 million higher than in the same period in the prior year.



## Six-month period ended September 30, 2024, compared to six-month period ended September 30, 2023

The following table sets out CDIC's comparative results for the six-month period ended September 30, 2024, and 2023.

<i>(C\$ thousands)</i>	For the six-month period ended		Variance	
	September 30		Increase (Decrease)	
	2024	2023	(\$)	(%)
Premium revenue	493,890	445,133	48,757	11%
Investment and other income	118,594	84,869	33,725	40%
Increase in provision for insurance losses	50,000	250,000	(200,000)	(80%)
Operating expenses	39,730	39,201	529	1%
Income tax expense	20,294	8,590	11,704	136%
<b>Net income</b>	<b>502,460</b>	<b>232,211</b>	<b>270,249</b>	<b>116%</b>

### Premium revenue

Premium revenue of \$494 million was recorded during the six-month period ended September 30, 2024, compared to \$445 million for the same period in the prior year, an 11% increase. Growth in insured deposits contributed to the increase in premium revenue year over year.

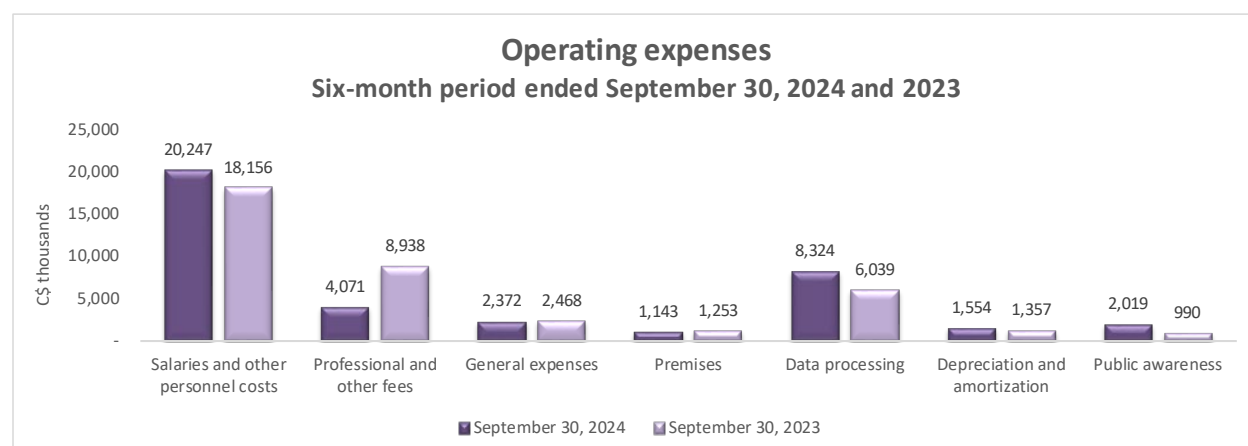
### Investment income

The Corporation's \$119 million in investment income for the six-month period ended September 30, 2024, was \$34 million higher than in the same period in the prior year. The increase was mainly due to growth in the investment portfolio (\$9,643 million and \$8,591 million as at September 30, 2024, and 2023, respectively) and an increase in the weighted average effective yield on investments (2.68% and 2.22%, as at September 30, 2024, and 2023, respectively).

### Provision for insurance losses

CDIC's provision for insurance losses increased by \$50 million to \$2,300 million during the six-month period ended September 30, 2024.

## Operating expenses



The Corporation's operating expenses for the six-month period ended September 30, 2024, were \$40 million, consistent with the same period in the prior year. The changes year over year are primarily due to increases in personnel and data processing costs and timing of public awareness spend, offset by decreased spending on professional fees.

## Income taxes

As described previously, CDIC uses an effective tax rate for quarterly reporting to compute its tax liability or tax asset in accordance with *IAS 34 – Interim Financial Reporting*. During the six-month period ended September 30, 2024, the Corporation recognized an income tax expense of \$20 million.

## Forecast results for fiscal 2024/2025, compared to Corporate Plan

This section includes future-oriented financial information that is based on certain assumptions. Actual results may differ from the forecasted information presented and such differences may be material.

(C\$ millions)	2024/2025		Variance	
	Forecast	Planned	Increase (Decrease) (\$)	(%)
Premium revenue	986	941	45	5%
Investment income	251	273	(22)	(8%)
Increase in provision for insurance losses	150	150	-	-
Operating expenses	87	90	(3)	(3%)
Income tax expense	41	46	(5)	(11%)
<b>Net income</b>	<b>959</b>	<b>928</b>	<b>31</b>	<b>3%</b>

## Premium revenue

CDIC's 2024/2025 to 2028/2029 Corporate Plan (the "Corporate Plan") sets out planned premium revenue of \$941 million for fiscal 2024/2025, compared with Management's current forecasted revenue of \$986 million for the year, which is \$45 million higher than the Corporate Plan. The Corporate Plan was based on certain assumptions regarding increases in the level of insured deposits and the classification of members under the Differential Premiums System at the time the plan was developed.

Results to date have differed from the assumptions, resulting in a variance between the planned and forecasted amounts.

### Investment income

Forecasted investment income is \$251 million, compared to the planned amount of \$273 million, a decrease of \$22 million, primarily due to lower forecasted yields on investments than planned.

### Provision for insurance losses

The forecasted provision for insurance losses is consistent with the planned amount.

### Operating expenses

Operating expenses are currently forecasted to be \$87 million, \$3 million lower than planned.

## Ex ante funding

Sound funding arrangements are critical to the effectiveness of a deposit insurance system and the maintenance of public confidence. CDIC maintains *ex ante* funding to cover possible deposit insurance losses. The amount of such funding is represented by the aggregate of the Corporation's retained earnings and the provision for insurance losses.

CDIC's *ex ante* funding level was \$9,652 million as at September 30, 2024, or 78 basis points of insured deposits. The near-term *ex ante* fund target remains on track to exceed 85 basis points of insured deposits by the 2026/2027 fiscal year-end.

## Available liquid funds

The following table sets out the liquid funds available to CDIC.

<i>(C\$ millions)</i>	September 30, 2024	March 31, 2024
<i>Available liquid funds:</i>		
Cash	18	12
Fair value of high-quality, liquid investment securities	9,698	8,894
<i>Availability of borrowings:</i>		
Borrowings authorized under the CDIC Act	35,000	35,000
<b>Total available funds</b>	<b>44,716</b>	43,906

CDIC's portfolio of investment securities is limited to high-quality, liquid securities: obligations of the Government of Canada and its agent Crowns, and obligations of Provincial Governments. Additional funds are available through CDIC's authority to borrow under the *CDIC Act*. As of September 30, 2024, the Corporation can borrow up to \$35 billion. The borrowing limit is adjusted annually on December 31 to reflect the growth of insured deposits. Supplemental borrowing, if required, could be authorized either by Parliament through an appropriation act, or by the Minister of Finance out of the Consolidated Revenue Fund.

## Management representation

Management is responsible for the preparation and fair presentation of these condensed quarterly financial statements in accordance with the Treasury Board of Canada's *Directive on Accounting Standards: GC 5200 Crown Corporations Quarterly Financial Reports*, and for such internal controls as Management determines is necessary to enable the preparation of condensed quarterly financial statements that are free from material misstatement. Management is also responsible for ensuring all other information in this quarterly financial report is consistent, where appropriate, with the condensed quarterly financial statements.

These condensed quarterly financial statements have not been audited or reviewed by an external auditor.

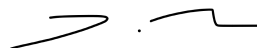
Based on our knowledge, these unaudited condensed quarterly financial statements present fairly, in all material respects, the financial position, results of operations and cash flows of the Corporation, as at the date of and for the periods presented in these condensed quarterly financial statements.



---

Leah Anderson  
President & Chief Executive  
Officer

Ottawa, Canada  
November 18, 2024



---

Jordan Rosenbaum  
Chief Financial Officer & Head,  
Business Integration

Ottawa, Canada  
November 18, 2024

## Condensed financial statements and notes

### Condensed statement of financial position

As at September 30, 2024, and March 31, 2024 (C\$ thousands)

	Notes	September 30, 2024	March 31, 2024
<b>ASSETS</b>			
Cash		17,562	11,820
Investment securities	3	9,643,098	9,102,982
Trade and other receivables		48	1,348
Prepayments		2,445	1,979
Right-of-use assets	4	5,750	6,281
Property, plant & equipment		3,149	3,509
Intangible assets	5	6,552	7,123
<b>TOTAL ASSETS</b>		<b>9,678,604</b>	<b>9,135,042</b>
<b>LIABILITIES</b>			
Trade and other payables		7,454	12,213
Current tax liability		8,995	14,120
Lease liabilities	4	6,999	7,558
Deferred premium revenue		1,538	-
Employee benefits		1,357	1,343
Provision for insurance losses	6	2,300,000	2,250,000
Deferred tax liability		578	585
<b>Total liabilities</b>		<b>2,326,921</b>	<b>2,285,819</b>
<b>EQUITY</b>			
Retained earnings		7,351,683	6,849,223
<b>TOTAL LIABILITIES AND EQUITY</b>		<b>9,678,604</b>	<b>9,135,042</b>

The accompanying notes form an integral part of these condensed financial statements.

## Condensed statement of comprehensive income

For the three and six-month periods ended September 30, 2024, and 2023 (C\$ thousands)

	Notes	For the three-month period ended September 30		For the six-month period ended September 30	
		2024	2023	2024	2023
<b>REVENUE</b>					
Premium		246,291	222,895	493,890	445,133
Investment income		63,029	45,934	118,592	84,867
Other income		2	2	2	2
		309,322	268,831	612,484	530,002
<b>EXPENSES</b>					
Operating expenses	7	20,339	19,909	39,730	39,201
Increase in the provision for insurance losses	6	-	50,000	50,000	250,000
		20,339	69,909	89,730	289,201
Net income before income taxes		288,983	198,922	522,754	240,801
Income tax expense		10,753	6,988	20,294	8,590
<b>TOTAL COMPREHENSIVE INCOME</b>		<b>278,230</b>	<b>191,934</b>	<b>502,460</b>	<b>232,211</b>

The accompanying notes form an integral part of these condensed financial statements.

## Condensed statement of changes in equity

For the three and six-month periods ended September 30, 2024, and 2023 (C\$ thousands)

### FOR THE THREE-MONTH PERIOD ENDED SEPTEMBER 30

	Retained earnings and total equity
<b>Balance, June 30, 2024</b>	<b>7,073,453</b>
Total comprehensive income	278,230
<b>Balance, September 30, 2024</b>	<b>7,351,683</b>
<b>Balance, June 30, 2023</b>	<b>6,070,790</b>
Total comprehensive income	191,934
<b>Balance, September 30, 2023</b>	<b>6,262,724</b>

### FOR THE SIX-MONTH PERIOD ENDED SEPTEMBER 30

<b>Balance, March 31, 2024</b>	<b>6,849,223</b>
Total comprehensive income	502,460
<b>Balance, September 30, 2024</b>	<b>7,351,683</b>
<b>Balance, March 31, 2023</b>	<b>6,030,513</b>
Total comprehensive income	232,211
<b>Balance, September 30, 2023</b>	<b>6,262,724</b>

The accompanying notes form an integral part of these condensed financial statements.

## Condensed statement of cash flows

For the three and six-month periods ended September 30, 2024, and 2023 (C\$ thousands)

	For the three-month period ended		For the six-month period ended	
	September 30		September 30	
	2024	2023	2024	2023
<b>OPERATING ACTIVITIES</b>				
Total Comprehensive Income	278,230	191,934	502,460	232,211
Add (deduct) items not involving cash:				
Depreciation and amortization	774	658	1,554	1,357
Investment income	(63,029)	(45,934)	(118,592)	(84,867)
Interest expense on lease liabilities	31	36	63	74
Income tax expense	10,753	6,988	20,294	8,590
Employee benefit expense	31	32	62	64
Defined benefit payment	(49)	(40)	(49)	(40)
Change in working capital:				
Decrease in premiums receivable	247,204	221,584	-	-
Decrease in trade and other receivables	20	232	1,299	268
(Increase) decrease in prepayments	(345)	831	(466)	(33)
Decrease in trade and other payables	(1,261)	(775)	(4,759)	(4,762)
Increase in deferred premium revenue	1,136	2,353	1,538	3,183
Increase in the provision for insurance losses	-	50,000	50,000	250,000
Interest received	54,059	41,614	110,390	88,338
Interest paid on lease liabilities	(31)	(36)	(63)	(74)
Income tax paid	(4,958)	(2,849)	(25,426)	(10,613)
Net cash generated by operating activities	522,565	466,628	538,305	483,696
<b>INVESTING ACTIVITIES</b>				
Purchase of property, plant and equipment and intangible assets	(2)	(710)	(12)	(1,250)
Purchase of investment securities	(968,604)	(861,701)	(1,734,643)	(1,649,654)
Proceeds from sale or maturity of investment securities	447,690	402,725	1,202,730	1,179,245
Net cash used in investing activities	(520,916)	(459,686)	(531,925)	(471,659)
<b>FINANCING ACTIVITIES</b>				
Principal payment of lease liabilities	(319)	(313)	(638)	(623)
Net cash used in financing activities	(319)	(313)	(638)	(623)
Net increase in cash	1,330	6,629	5,742	11,414
Cash, beginning of period	16,232	20,497	11,820	15,712
Cash, end of period	17,562	27,126	17,562	27,126

The accompanying notes form an integral part of these condensed financial statements.



## Notes to the condensed financial statements

### I – General information

The Canada Deposit Insurance Corporation (CDIC, or the Corporation) was established in 1967 by the *Canada Deposit Insurance Corporation Act* (the CDIC Act). It is a Crown corporation without share capital named in Part I of Schedule III to the *Financial Administration Act* and is funded by premiums assessed against its member institutions and investment income. The Corporation is subject to federal income tax pursuant to the provisions of the *Income Tax Act*. The address of the registered office is 50 O'Connor Street, 17th Floor, in Ottawa, Ontario.

The objects of the Corporation are: to provide insurance against the loss of part or all of deposits in member institutions; to promote and otherwise contribute to the stability of the financial system in Canada; to pursue these objects for the benefit of depositors of member institutions and in such manner as will minimize the exposure of the Corporation to loss; and to act as the resolution authority for its member institutions.

The Corporation has the power to do all things necessary or incidental to the furtherance of its objects, including, but not limited to: acquiring assets from and providing guarantees or loans to member institutions and others; making or causing to be made inspections of member institutions; acting as liquidator, receiver or inspector of a member institution or a subsidiary thereof; establishing a bridge institution and acquiring shares and/or assets and assuming liabilities of member institutions; and converting some of the debt of a failing domestic systemically important bank (D-SIB) into common shares in order to recapitalize the bank and allow it to remain open and operating.

The Corporation is an agent of His Majesty in right of Canada for all purposes of the CDIC Act. As a result, all obligations incurred by the Corporation in the course of carrying out its mandate are obligations of Canada.

In July 2015, the Corporation was issued a directive (P.C. 2015-1107) pursuant to section 89 of the *Financial Administration Act* to align its travel, hospitality, conference and event expenditure policies, guidelines and practices with Treasury Board policies, directives and related instruments on travel, hospitality, conference, and event expenditures, in a manner that is consistent with its legal obligations.

In April 2024, the federal government announced its intention to undertake a review of the federal deposit insurance framework in Budget 2024. This work will be led by the Department of Finance Canada, in collaboration with CDIC and other financial sector agencies. The government will hold consultations in 2024 and explore what changes to the depositor protection framework, if any, are necessary to best support the evolving needs of Canadians and uphold financial stability.

These condensed quarterly financial statements were approved and authorized for issue by the Corporation's Audit Committee on November 18, 2024.

## Basis of preparation

These condensed quarterly financial statements, presented in Canadian dollars, have been prepared in accordance with the *Treasury Board Standard on Quarterly Financial Reports for Crown Corporations* and do not include all the information required for full annual financial statements. These condensed quarterly financial statements should be read in conjunction with the audited financial statements as at and for the year ended March 31, 2024.

These condensed quarterly financial statements have been prepared on the historical cost basis, except for the lease liability, provision for insurance losses and certain employee benefits which are measured at their present value. Historical cost is generally based on the fair value of the consideration given in exchange for an asset and the amount of cash expected to be paid to satisfy a liability.

## 2 – Material accounting policy information

The accounting policies applied by the Corporation in these condensed quarterly financial statements are the same as those applied by the Corporation in its audited financial statements as at and for the year ended March 31, 2024.

### Critical accounting judgments and key sources of estimation uncertainty

The preparation of quarterly financial statements in accordance with International Financial Reporting Standards (IFRS Accounting Standards) requires Management to make judgments and estimations that affect the application of accounting policies and the reported amounts of assets and liabilities. Actual results may differ from these estimates.

In preparing these condensed quarterly financial statements, the significant judgments made by Management in applying the Corporation's accounting policies and the key sources of estimation uncertainty were the same as those applied to the financial statements as at and for the year ended March 31, 2024.

## 3 - Investment securities

The following table includes the fair value measurement of the Corporation's investment securities.

As at September 30, 2024 (C\$ thousands)	Amortized cost	Unrealized gain	Fair values			Total
			Level 1	Level 2	Level 3	
Bonds	9,643,098	54,687	7,328,044	2,369,741	-	9,697,785
<b>Total investment securities</b>	<b>9,643,098</b>	<b>54,687</b>	<b>7,328,044</b>	<b>2,369,741</b>	<b>-</b>	<b>9,697,785</b>

As at March 31, 2024 (C\$ thousands)	Amortized cost	Unrealized loss	Fair values			Total
			Level 1	Level 2	Level 3	
Bonds	9,102,982	(208,690)	6,436,373	2,457,919	-	8,894,292
<b>Total investment securities</b>	<b>9,102,982</b>	<b>(208,690)</b>	<b>6,436,373</b>	<b>2,457,919</b>	<b>-</b>	<b>8,894,292</b>

The following table summarizes the credit quality of the Corporation's investment securities by credit rating.

<i>(C\$ thousands)</i>	<b>September 30, 2024</b>	<b>March 31, 2024</b>
AAA	7,293,320	6,596,557
AA	430,917	702,300
AA-	876,128	629,661
A+	1,042,733	1,174,464
<b>Total investment securities</b>	<b>9,643,098</b>	<b>9,102,982</b>
<b>Weighted average effective yield (%)</b>	<b>2.68</b>	<b>2.44</b>

The carrying amounts in the above tables include accrued interest.

The Corporation did not record any loss allowances on its investment securities as at September 30, 2024 (March 31, 2024: nil).

#### 4 - Right-of-use assets and lease liabilities

The Corporation leases office space in Ottawa and Toronto, the term of which ends in September 2030 and October 2026, respectively, each with an option to renew for an additional five years. The extension options for the Ottawa and Toronto offices are exercisable solely at the discretion of the Corporation. The Corporation also leases equipment under a five-year term ending in May 2025.

##### Carrying value of right-of-use-assets

<i>(C\$ thousands)</i>	<b>Leased office</b>		
	<b>space</b>	<b>Equipment</b>	<b>Total</b>
<b>Balance, March 31, 2024</b>	<b>6,267</b>	<b>14</b>	<b>6,281</b>
Depreciation	(603)	(7)	(610)
Additions	91	-	91
Terminations	(12)	-	(12)
<b>Balance, September 30, 2024</b>	<b>5,743</b>	<b>7</b>	<b>5,750</b>

##### Carrying value of lease liabilities

<i>(C\$ thousands)</i>	<b>Leased office</b>		
	<b>space</b>	<b>Equipment</b>	<b>Total</b>
<b>Balance, March 31, 2024</b>	<b>7,544</b>	<b>14</b>	<b>7,558</b>
Additions	91	-	91
Finance charges	63	-	63
Lease payments	(694)	(7)	(701)
Terminations	(12)	-	(12)
<b>Balance, September 30, 2024</b>	<b>6,992</b>	<b>7</b>	<b>6,999</b>

Interest expense on lease liabilities amounting to \$63 thousand was recorded in the statement of comprehensive income during the six-month period ended September 30, 2024.

The amount recognized for short-term leases and low-value assets during the six-month period ended September 30, 2024, was insignificant. Cash payments for the interest portion of \$63 thousand and the principal portion of \$638 thousand of the lease liability were recognized in the statement of cash flows under operating activities and financing activities, respectively.

### Maturity analysis for lease liabilities (undiscounted)

<i>(C\$ thousands)</i>	<b>Leased office</b>		
	<b>space</b>	<b>Equipment</b>	<b>Total</b>
Not later than one year	1,387	7	1,394
Later than one year and not later than five years	4,749	-	4,749
Later than five years	1,113	-	1,113
<b>Total</b>	<b>7,249</b>	<b>7</b>	<b>7,256</b>

## 5 - Intangible assets

<i>(C\$ thousands)</i>	<b>Software</b>	<b>Software Under Development</b>	<b>Total</b>
Balance, March 31, 2024	3,677	3,446	7,123
Amortization	(571)	-	(571)
<b>Balance, September 30, 2024</b>	<b>3,106</b>	<b>3,446</b>	<b>6,552</b>

## 6 - Provision for insurance losses

The provision for insurance losses represents the Corporation's best estimate of the future outflow of economic resources it expects to incur as a result of the Corporation's object to provide insurance against the loss of part or all deposits in member institutions and its role as the resolution authority of its member institutions. The estimate is based on an expected loss calculation and is subject to uncertainty surrounding the amount and timing of losses. As such, actual losses may differ significantly from estimates.

Changes in the provision for insurance losses are summarized as follows:

<i>(C\$ thousands)</i>	<b>Provision for insurance losses</b>
<b>Balance, March 31, 2024</b>	<b>2,250,000</b>
Increase in the provision	50,000
<b>Balance, June 30, 2024</b>	<b>2,300,000</b>
Increase in the provision	-
<b>Balance, September 30, 2024</b>	<b>2,300,000</b>

## 7 - Operating expenses

The following table provides details of operating expenses of the Corporation for the three and six-month periods ended September 30, 2024, and 2023.

<i>(C\$ thousands)</i>	For the three-month period ended September 30		For the six-month period ended September 30	
	2024	2023	2024	2023
Salaries and other personnel costs	10,091	8,927	20,247	18,156
Professional and other fees	2,239	4,205	4,071	8,938
General expenses	974	1,099	2,309	2,394
Premises	562	656	1,143	1,253
Data processing	4,001	3,972	8,324	6,039
Depreciation and amortization	470	352	944	745
Depreciation on right-of-use assets	304	306	610	612
Interest expense on lease liabilities	31	36	63	74
Public awareness	1,667	356	2,019	990
<b>Total operating expenses</b>	<b>20,339</b>	<b>19,909</b>	<b>39,730</b>	<b>39,201</b>

## 8 – Related party transactions

The Corporation is related in terms of common ownership to all Government of Canada departments, agencies, and Crown corporations. The Corporation has transacted with related parties through both the provision and receipt of various services. Such transactions were conducted in the normal course of operations and are measured at the exchange amount, which is the amount of consideration established and agreed to by the related parties.