

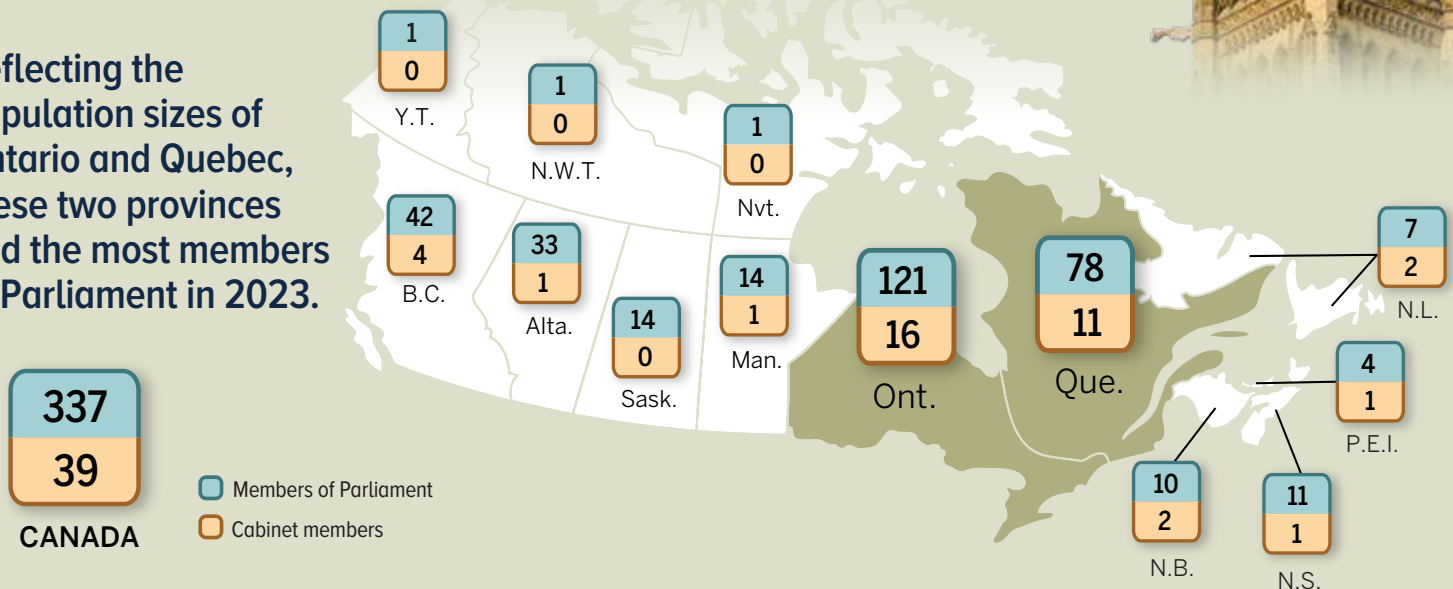


Gender representation among Canadian members of Parliament and Cabinet



Canada's federal Parliament comprises the House of Commons and the Senate.¹ While the Senate comprises representatives appointed by the Governor General of Canada, the House of Commons is made up of representatives elected by people in Canada to represent constituents in each electoral district in the provinces and territories.

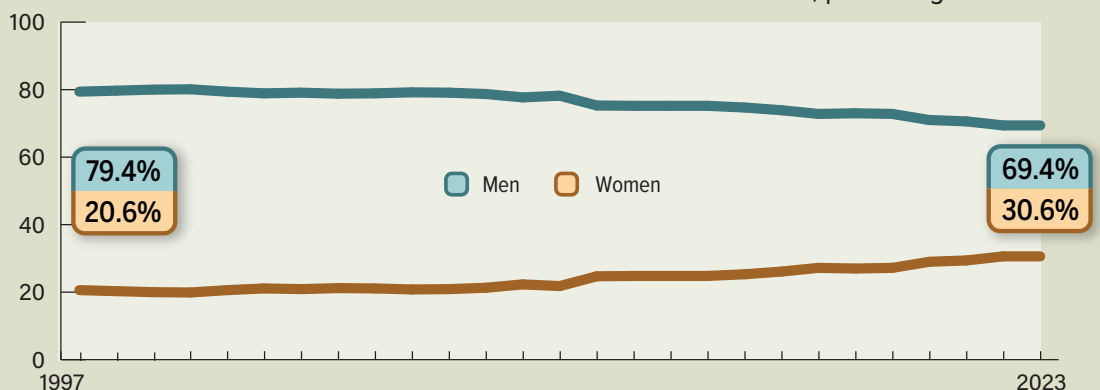
Reflecting the population sizes of Ontario and Quebec, these two provinces had the most members of Parliament in 2023.



The proportion of women members of Parliament increased from 1997 to 2023.²



Gender distribution of members of Parliament in Canada, percentage



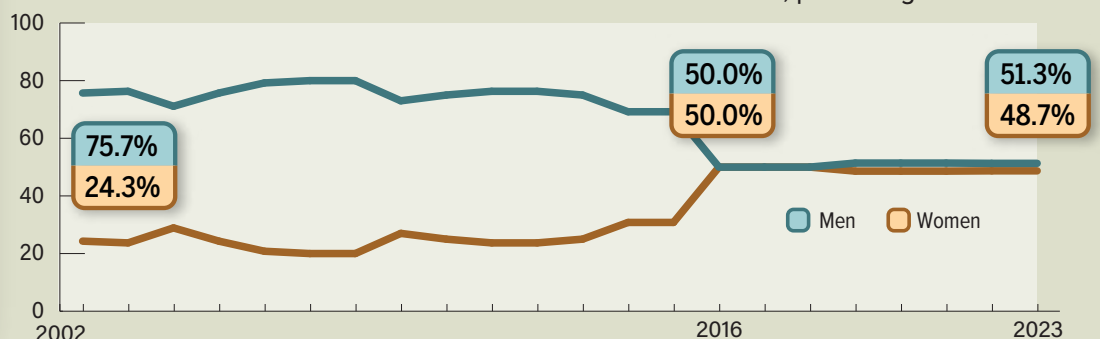
Cabinet members set priorities and policies for Canada. They are appointed from among elected members of Parliament and act as advisors to the Prime Minister.



From 2016 to 2023, the proportions of women and men Cabinet members were comparable.



Gender distribution of Cabinet members in Canada, percentage



1. For the purposes of this infographic, only data on members of Parliament and Cabinet are provided.
2. The percentage of representatives as of July 1 in each reference year.

© His Majesty the King in Right of Canada, as represented by the Minister of Industry, 2024

Source: Statistics Canada, House of Commons Canada survey program, 1997 to 2023.

Catalogue number: 11-627-M
ISBN: 978-0-660-68715-5