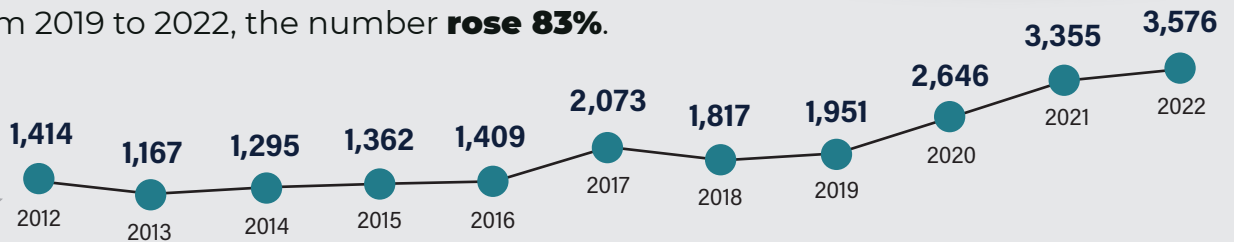


# POLICE-REPORTED HATE CRIME

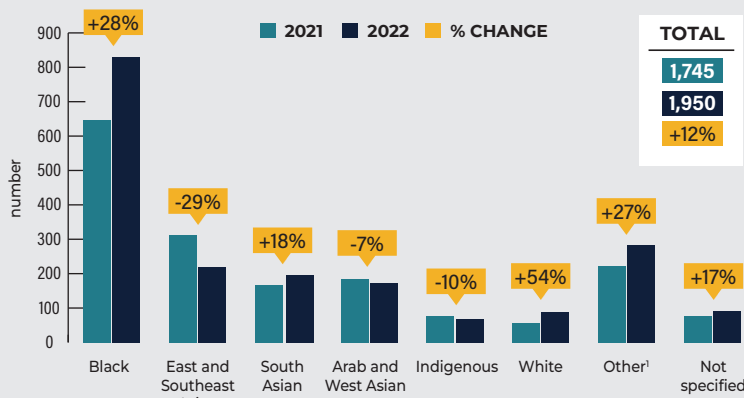
## IN CANADA, 2022



The number of police-reported hate crimes **was up 7%** in 2022, which follows two sharp annual increases. As a result, from 2019 to 2022, the number **rose 83%**.

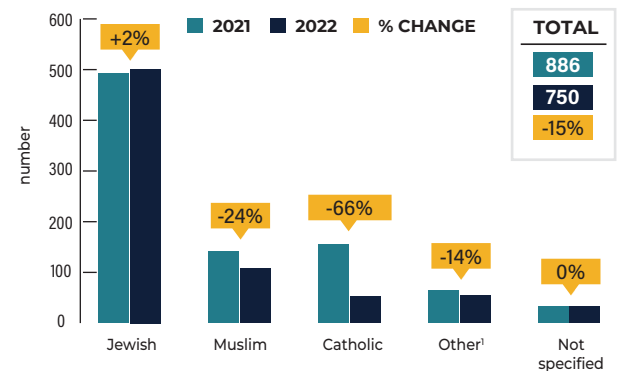


Hate crimes motivated by **race or ethnicity increased 12%** in 2022, rising for the fourth year in a row.



<sup>1</sup> Motivations based on race or ethnicity not otherwise stated and those that target more than one group.

After peaking in 2021, overall police-reported hate crimes motivated by **religion were down 15%** in 2022, with a slight increase reported for those targeting the Jewish population.



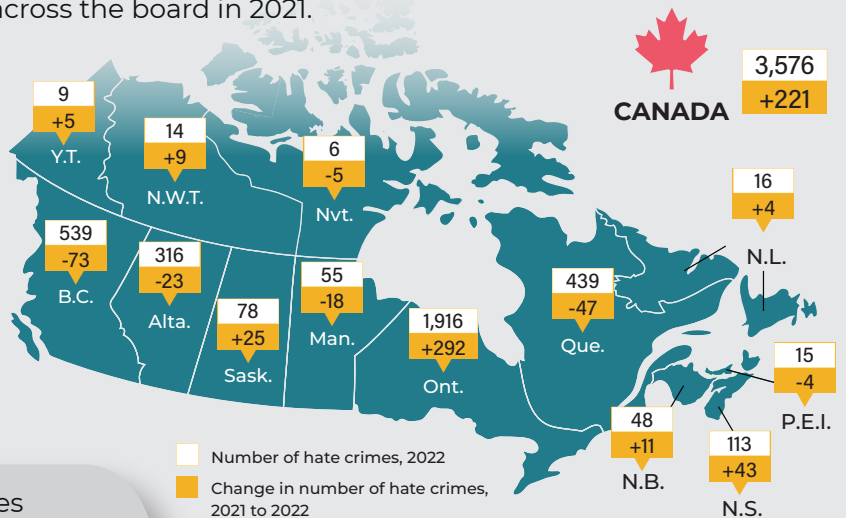
<sup>1</sup> Motivations based on religions not otherwise stated.

Hate crimes motivated by **sexual orientation rose 12%** in 2022.

|                           | 2021       | 2022       | % change    |
|---------------------------|------------|------------|-------------|
| <b>Sexual orientation</b> | <b>438</b> | <b>491</b> | <b>+12%</b> |
| <b>Sex or gender</b>      | <b>60</b>  | <b>89</b>  | <b>+48%</b> |
| <b>Other<sup>1</sup></b>  | <b>145</b> | <b>179</b> | <b>+23%</b> |

<sup>1</sup> Includes mental or physical disabilities, language, age and other similar factors.

In 2022, changes in the number of hate crimes varied in the provinces and territories, after having increased across the board in 2021.

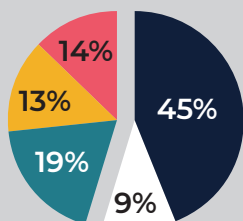


The **majority** of police-reported hate crimes remained **non-violent** in 2022.

**46%**

**Violent offences**

- Common assault (level 1)
- Uttering threats
- Other violent offences



**54%**

**Non-violent offences**

- All mischief
- Other non-violent offences

Non-violent hate crimes rose 3%, while violent hate crimes were up 12%.

**Notes:** Hate crime counts include both confirmed and suspected hate crime incidents. The information in this infographic reflects data reported by police services covering 99.7% of Canada's population. Under the authority of the Canadian Forces Provost Marshal (CFPM), the Canadian Forces Military Police Group began reporting incidents to the Uniform Crime Reporting Survey. Data from the Office of the CFPM are aggregated at the national level to account for small counts and to protect confidentiality. Therefore, provincial and territorial totals will not equal national totals.

**Source:** Statistics Canada, Canadian Centre for Justice and Community Safety Statistics, Uniform Crime Reporting Survey.

ISBN: 978-0-660-69786-4 | Catalogue number: 11-627-M

© His Majesty the King in Right of Canada, as represented by the Minister of Industry, 2024