

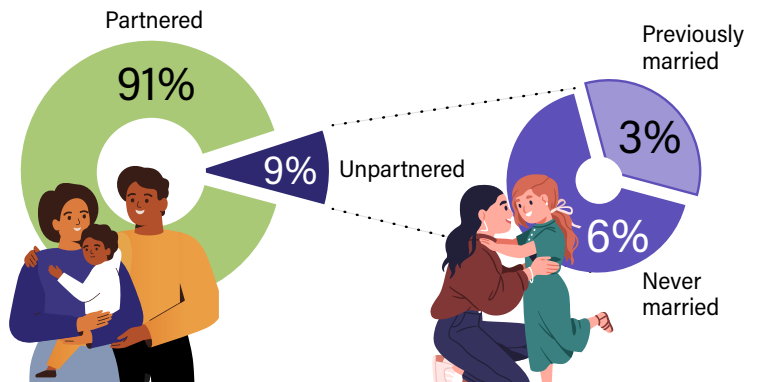
TRENDS IN EMPLOYMENT and hourly earnings of mothers of young children

1997 to 2023

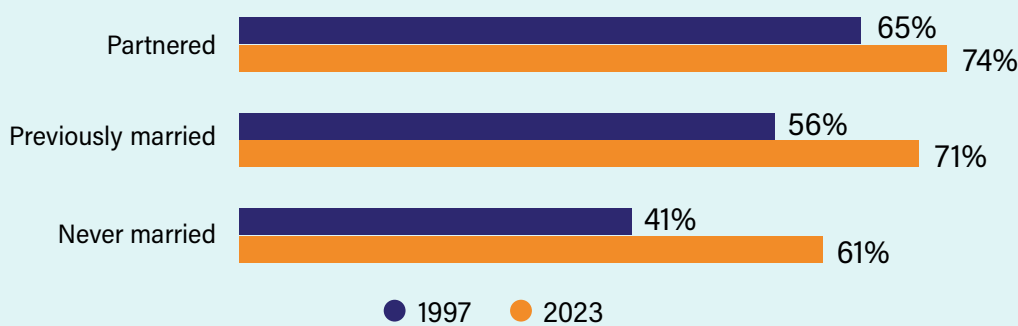


In 2023, **73%** of mothers with children aged 5 and under were employed, up from **62%** in 1997.

In 2023, most mothers of young children were married or in a common-law relationship.

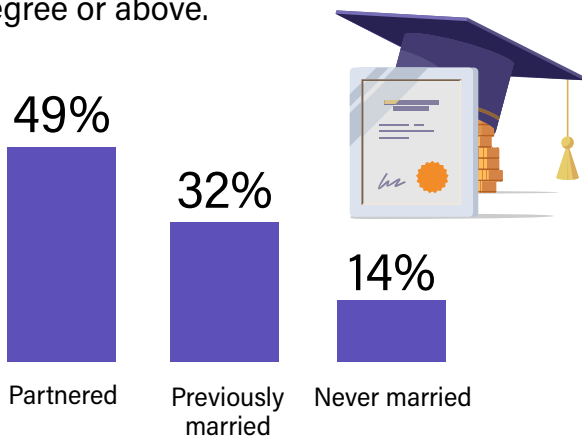


From 1997 to 2023, **employment rates increased** among partnered and unpartnered mothers¹



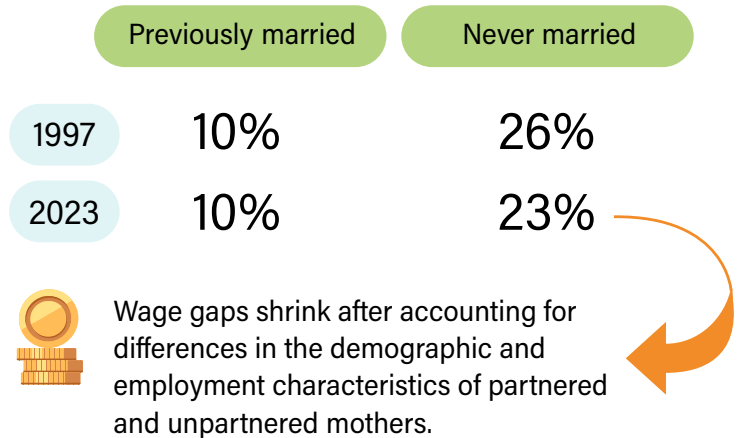
Higher levels of education are generally tied to **higher rates of employment and earnings**.

In 2023, partnered mothers were most likely to hold a bachelor's degree or above.



There was little change in the wage gap between unpartnered and partnered mothers from 1997 to 2023.

Difference (%) with partnered mothers



1. "Partnered mothers" refers to mothers who are currently married or living common-law. "Unpartnered mothers" (i.e., not currently married or living common-law) are divided into two groups: "never married" (regardless of any previous common-law relationship) and "previously married" (i.e., separated, divorced or widowed).
2. For brevity, 1997 is used to describe the estimates produced from combining data from 1997 to 2001, while 2023 describes the estimates produced from combining data from 2018 to 2023. Data from 2020 are excluded in the 2018-to-2023 period.
3. Results are presented for mothers (biological, adoptive, or step) aged 18 to 49 with young children aged 5 and under.

Source: Drolet, M. and K. Rauh, 2024, "Closing the gap? Assessing the labour market outcomes of unpartnered mothers in Canada," *Insights on Canadian Society*, Statistics Canada Catalogue no. 75-006-X.

Catalogue number: 11-627-M | ISBN: 978-0-660-72736-3

© His Majesty the King in Right of Canada, as represented by the Minister of Industry, 2024