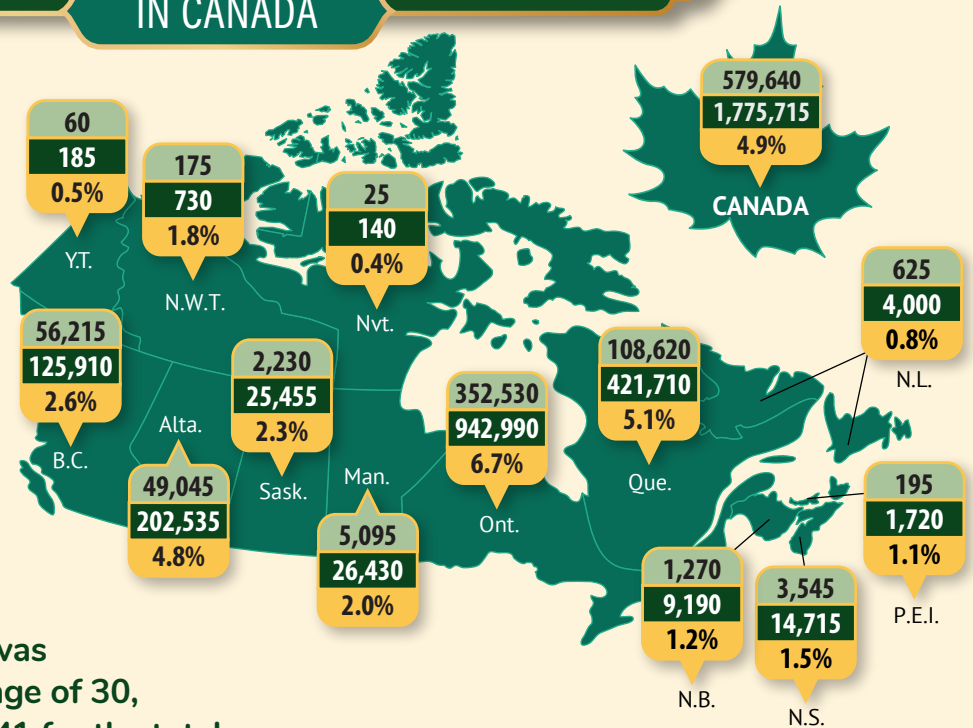


Muslim Population

IN CANADA

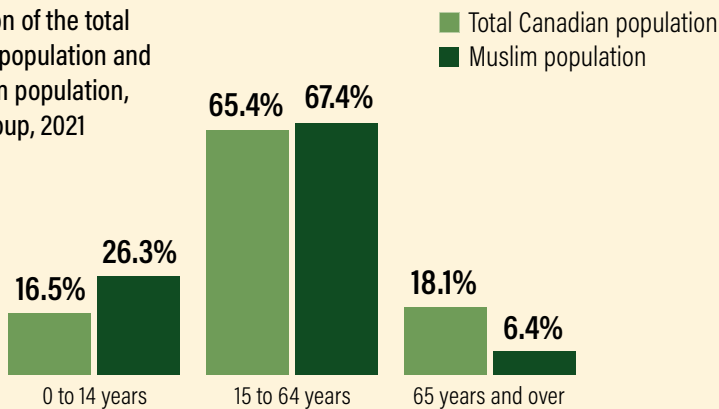
From 2001 to 2021, the proportion of Muslims¹ in the Canadian population more than doubled, rising from 2.0% to 4.9%.

- Muslim population, 2001
- Muslim population, 2021
- Proportion of the total population, 2021



In 2021, the Muslim population was relatively young, with a median age of 30, compared with a median age of 41 for the total Canadian population.

Distribution of the total Canadian population and the Muslim population, by age group, 2021




In 2021, South Asian was the largest racialized group among the Muslim population.

Muslim population in Canada

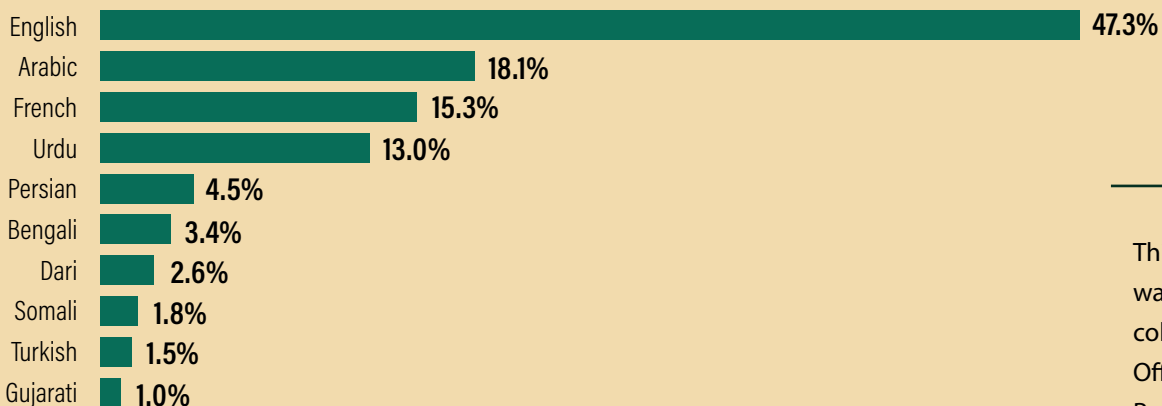
- 37.6% South Asian
- 32.2% Arab
- 13.0% West Asian
- 11.6% Black

Top 10 countries of birth of the Muslim population in Canada, 2021



Top 10 languages spoken most often at home by the Muslim population in Canada

Proportion of the Muslim population in Canada, by language spoken most often at home, 2021



This infographic was developed in collaboration with the Office of the Special Representative on Combatting Islamophobia.

1. In this infographic, "Muslim" includes respondents who, in the question on religious affiliation in the Census of Population, reported Muslim, Ahmadi Muslim, Ibadi Muslim, Shi'a Muslim, Sunni Muslim or another Muslim affiliation.