Canada Western Red Spring (CWRS) wheat
Harvest quality data for No. 1 CWRS, eastern prairie aggregates[1]

Quality parameter [2]	2025	2024
Wheat		
Test weight, kg/hL	83	82
Weight per 1000 kernels, g	37.9	35.1
Protein content, %	14.0	13.8
Protein content, % (dry matter basis)	16.2	15.9
Ash content, %	1.46	1.54
Falling Number, seconds	418	399
Particle size index, % [3]	51	52
Milling flour yield - Bühler laboratory mill		
Clean wheat basis, %	77.0	76.5
Flour, extraction (%) for analysis	**74**	**74**
Protein content, %	13.2	12.9
Protein loss, %	0.8	0.9
Wet gluten content, %	35.7	35.3
Gluten index	95.5	96.3
Ash content, %	0.42	0.44
Dough sheet brightness (L*) at 2h	76.1	76.4
Dough sheet redness (a*) at 2h	2.2	2.0
Dough sheet yellowness (b*) at 2h	26.0	25.8
Starch damage, %	8.1	8.1
Amylograph peak viscosity, BU	660	697
Farinogram, 50 g bowl		
Absorption, %	64.8	64.5
Dough development time, minutes	8.3	6.5
Stability, minutes	10.8	10.0
Mixing tolerance index, BU	25	25
Farinogram, 300 g bowl		
Absorption, %	66.0	65.4
Dough development time, minutes	6.9	6.9
Stability, minutes	17.6	14.1
Mixing tolerance index, BU	10	19
Extensogram (135 minutes), standard method [4]		
Maximum resistance, BU	655	609
Extensibility (length), cm	21.9	20.2
Area, cm^2	189	154
Extensogram (90 minutes), pin mixer method [5]		
Maximum resistance, BU	528	561
Extensibility (length), cm	19.0	19.0
Area, cm^2	128	131
Alveogram		
P (maximum over pressure), mm H_2O	119	116
L (length), mm	134	120
P/L	0.89	0.97
W (deformation energy), 10^{-4} joules	523	469

Canada Western Red Spring (CWRS) wheat Harvest quality data for No. 1 CWRS, eastern prairie aggregates[1]		
Ie (elasticity index), %	63.6	62.9

Canada Western Red Spring (CWRS) wheat
Harvest quality data for No. 1 CWRS, eastern prairie aggregates[1]

Quality parameter [2]	2025	2024
Baking (Canadian short process)		
Absorption, %	68	68
Mixing time, minutes	5.3	5.4
Mixing energy, Wh/kg	13.8	12.0
Loaf volume, cm^3/100 g flour	978	947

[1] No. 1 CWRS samples were obtained from the Canadian Grain Commission's Harvest Sample Program. Eastern prairies aggregate region includes eastern Saskatchewan and Manitoba (regions 1-4, 6 on crop region map).

[2] Data are reported on a 13.5% moisture basis for wheat and a 14.0% moisture basis for flour, except Alveogram results which are reported on a 15% moisture basis. For more information refer to Methods and tests used by the Canadian Grain Commission to measure the quality of wheat.

[3] Particle size index is based on whole wheat meal generated with ZM 200 ultra centrifugal mill, details are available at Wheat methods and tests.

[4] The Farinograph used to mix dough for the Extensograph was replaced with a new model in 2024. For comparison purposes, the 2023 aggregate samples, which had been stored in freezer, were retested with the 2024 aggregate samples after mixing with the new Farinograph model. The 2025 aggregate samples were assessed with the ExtensoGraph, previously Extensograph-E was used.

[5] An additional test reported on starting in 2024. The fully developed dough was prepared using a Swanson-type pin mixer to 10% past peak time with 1% salt (flour weight basis) and Farinograph absorption of plus 4%. For more information refer to our Extensogram - pin mixer method.

Canada Western Red Spring (CWRS) wheat
Harvest quality data for No. 1 CWRS, eastern prairie aggregates[1]

Farinogram and Extensogram Curves

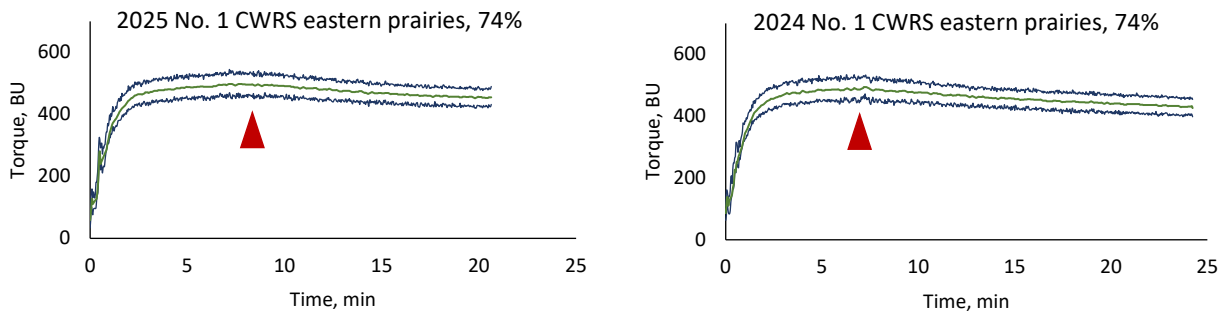

Figure 1. Examples of Farinograms (50 g bowl) generated from flour with extraction rates of 74% for eastern prairies aggregate samples of No. 1 CWRS from the 2025 and 2024 crop years. Minimum and maximum torque values (blue), mean torque values (green) and dough development time (red arrow) are shown.

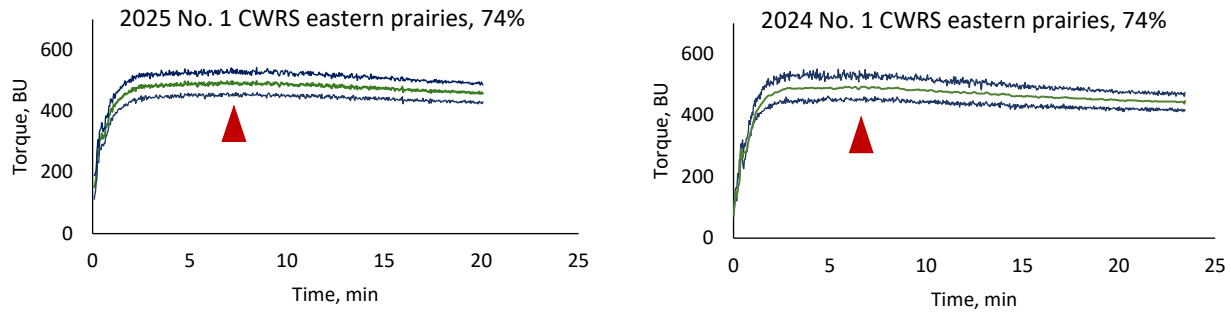

Figure 2. Examples of Farinograms (300 g bowl) generated from flour with extraction rates of 74% for eastern prairies aggregate samples of No. 1 CWRS from the 2025 and 2024 crop years. Minimum and maximum torque values (blue), mean torque values (green) and dough development time (red arrow) are shown.

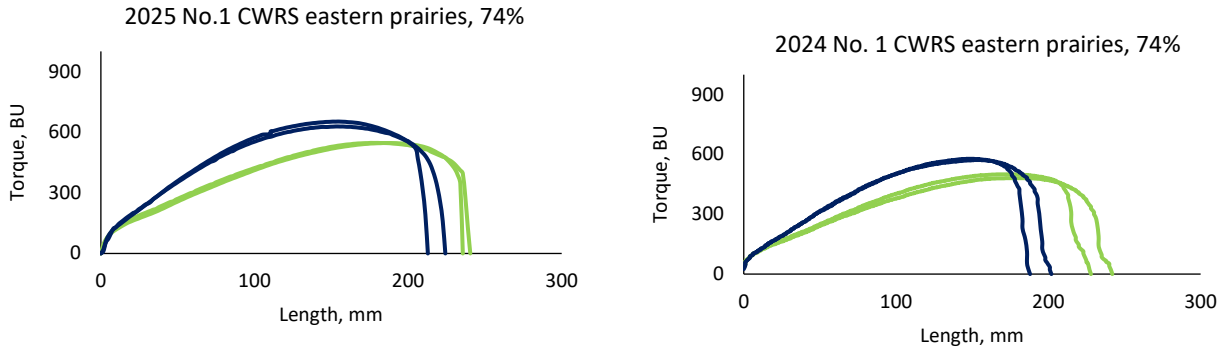

Figure 3. Examples of Extensograms at 45 minutes (green) and 135 minutes (blue) generated from flour with extraction rates of 74% for eastern prairies aggregate samples of No. 1 CWRS from the 2025 and 2024 crop years.