SSHRC'S PERFORMANCE IN 2024-25:

REPORT ON COMPETITIONS

September 2025

Prepared by Programs Planning and Operations Division

For questions, comments or feedback on this report, contact SSHRC's Merit Review team at meritreview@sshrc-crsh.gc.ca.

The Honourable Mélanie Joly, P.C., M.P.
Minister of Industry and Minister responsible for Canada Economic Development for Quebec Regions

© His Majesty the King in Right of Canada, as represented by the Minister of Industry and Minister responsible for Canada Economic Development for Quebec Regions, 2025

Cat. No. CR1-19E-PDF
ISSN 2564-3746

Table of Contents

Table of Contents 3
Introduction 4
Research Training and Talent Development 5
Insight Research 16
Research Partnerships 20
Future Challenges 27
Joint initiatives and other strategic or partnered funding opportunities 30
SSHRC's merit review committee members in 2024-25 41
Committee Member Survey: Results on Key Questions 43
Committee Member Workload 47
Self-identification Data 51
Institutional Representation Data 53
Language Profile Data 55
Methodology 57

Introduction

The annual Report on Competitions supports the Social Sciences and Humanities Research Council's (SSHRC) Programs Committee. It helps Programs Committee to assess how well SSHRC programs are achieving organizational objectives, the overall structure and balance of SSHRC's programs, and informs recommendations to the Governing Council on strategic directions for program budget allocations. It provides an overview of competitions held between April 1 and March 31 of the previous year and includes **point-in-time data** on program results to show how SSHRC is meeting application and demand pressures. **Point-in-time competition results data is drawn immediately following the evaluation and funding recommendations.** Awards resulting from additional funding available later in the cycle are not included. Data related to SSHRC's review processes and recruitment is also included to help monitor oversight and program integrity.

The report provides a historical snapshot of the competition year and complements corporate reports, including the annual Departmental Results Report, as well as comprehensive competition data provided on SSHRC's website, including the interactive dashboards. Additional related information and data are publicly available on SSHRC's Awards Search Engine, SSHRC's Competition Statistics page and the Open Government Portal. These complementary reports and sources of data serve different purposes, and their data use different parameters and timeframes. In support of transparency and open government policy, SSHRC makes this report publicly available on the Open Government Portal. The following are key highlights in this year's report:

- Feedback from committee members on the quality of SSHRC's merit review process and support from SSHRC staff continues to be quite positive.
- The majority of committee meetings continue to be held virtually, with the exception of the Indigenous Research Committee for Insight Grants, which were in person, and the committees for Impact Awards that used a hybrid format.
- Several funding opportunities saw an increase in the number of applications in 2024-25.
- Many committees had a slight increase in the workload (average number of assigned applications).
- Overall, award rates for French applications continued to be higher than application rates. French applications from Quebec-based applicants performed better than those from outside of Quebec.

Research Training and Talent Development

Summary of 2024-25 competition statistics

Competition	Allocations	Eligible applications (or nominations)	Awards	Success rate[a]	Total awarded	Value and duration	Application deadline	Application system	Merit review dates/method	Number of committees and members	Acceptance rate	Returning members
SSHRC Postdoctoral Fellowships	N/A	828	174[b]	21%	$24,360,000	$70,000 per year 2 years	September 12, 2024	SSHRC Online	January 20 - February 6, 2025 Videoconference	8 committees 54 members (included 8 international)	10%	37%
SSHRC Doctoral Fellowships / CGS—Doctoral program[c]	N/A	2,314	520 (SSHRC)/ 453 (CGS)	42%	$ 52,320,000 (SSHRC) and $54,360,000 (CGS)	$40k per year 12, 24, or 36 months (SSHRC) / 36 months (CGS)	October 17, 2024 (directly to SSHRC) Set by the institution (through a Canadian institution with a quota)	SSHRC Online	March 5 - April 1, 2025 Videoconference	19 committees 128 members (included 18 international)	40%	46%
CGS—Master's program	1,365	3,285[d]	1,450[e]	44%	$25,375,00	$27,000 1 year	December 1, 2023	Research Portal Online	N/A - merit review at Canadian institution(s)	N/A	N/A	N/A
CGS—Michael Smith Foreign Study Supplements	125	N/A	99	N/A	$587,340	Up to $6,000 2 to 6 months	June 10, 2024/ October 10, 2024	SSHRC Online/ Tri-Agency Awards Extranet	N/A - Nomination at Canadian institution(s)	N/A	N/A	N/A
Undergraduate Student Research Awards[f]	95	N/A	79	N/A	$474,000	$6,000 plus host institution contribution 14 - 16 weeks	Set by institution	Research Portal Online	N/A	N/A	N/A	N/A

Competition	Allocations	Eligible applications (or nominations)	Awards	Success rate[a]	Total awarded	Value and duration	Application deadline	Application system	Merit review dates/method	Number of committees and members	Acceptance rate	Returning members
Impact Awards	N/A	82	5	6%	$300,000	$100,000 (Gold Medal) / $50,000 (all other prizes) 1 year	April 1, 2024	Secure Upload Site	June 18-19, 2024 Hybrid	1 committee 13 members (included one international)	20%	31%

Notes:
Acronyms: CGS = Canada Graduate Scholarships; N/A = not applicable
[a] The success rate for the SSHRC Doctoral Fellowships and CGS—Doctoral Program are influenced by institutional selection processes and quotas that limit the total number of applications.
[b] Out of the 174 Postdoctoral awards, four were awarded under dedicated funding for Black Scholars.
[c] Taking into account all applications, including those submitted to institutions but not forwarded to SSHRC, there were in total 4,102 applications. Eligible applications include only those submitted to SSHRC by institutions within their quotas or by direct applicants. Out of the 453 CGS Doctoral awards, eight were awarded under dedicated funding for Black Scholars.
[d] The eligible applications reflect the number of individuals (3,285) who submitted a CGS Master's application, which was used for calculating the success rate. Each individual had the option to apply to a maximum of three institutions, which resulted in a total of 4,631 applications (child applications) across institutions. This number of child applications excludes applications with an ''ineligible'' or a ''withdrawn'' status.
[e] Although CGS Master's allocations are a static 1,365 per year, SSHRC offered 20 additional awards to Black Scholars, and 65 additional CGS Master's awards to students on the alternate list from additional funds announced in Budget 2022.
[f] SSHRC's Undergraduate Student Researchers Awards have 95 allocations annually and any unused are carried over to the next fiscal year. From 2023-24, 61 unused allocations were carried over so that a total of 156 awards were available, including the annual allocations of 95 for 2024-25.

UPDATE ON FUNDING FOR BLACK STUDENT RESEARCHERS

Launched in 2023-24, funding for Black student researchers was in its second year of implementation. It allows agencies to support approximately 400 additional Black scholars annually through existing scholarships and fellowships programs over five years. In addition to the Undergraduate Student Research Awards, SSHRC offered the following in 2024-25 to applicants who self-identified as Black and provided consent to be considered for funds targeted toward specific groups:

Funding opportunity	Allocated	Offered
SSHRC Postdoctoral Fellowship awards	6	4
CGS Doctoral awards	10	8
CGS Master's awards	20	20

Unused allocations are redistributed the following year. SSHRC continues with its outreach efforts to increase the number of applications received in relation to the Black Scholars initiative, in particular at the undergraduate level (see Undergraduate Student Research Awards results).

UPDATE ON THE INDIGENOUS SCHOLARS AWARDS AND SUPPLEMENTS PILOT INITIATIVE

In 2024-25, NSERC and SSHRC continued the Indigenous Scholars Awards and Supplements as a bi-agency program. SSHRC offered 56 supplements to students who self-identified as Indigenous who were successful in the CGS Master's competition and offered an additional 25 to applicants who self-identified as Indigenous on the alternate list for an award and supplement. The total investment by SSHRC for 2024-25 was $961,831.

Funding opportunity	Offered
Indigenous Scholars Supplements	56
Indigenous Scholars Awards and Supplements	25

In 2025-26, to be eligible to hold this award and supplement, meritorious candidates will be required to affirm their Indigenous citizenship or membership in line with the Tri-agency Policy on Indigenous Citizenship and Membership. ISAS will also be expanded to CIHR with the Canada Graduate Research Scholarships - Master's program launch in September 2025.

New in 2024-25

CANADA RESEARCH TRAINING AWARDS SUITE: Through the federal Budget 2024, announced on April 16, 2024, the Government of Canada committed $825 million over five years to support students and postdoctoral researchers funded through the federal research funding agencies. As of September 1st, 2024, all active awards were increased in line with the new award values announced in Budget 2024. In addition, ten scholarships and fellowship programs across the three agencies were streamlined into one talent program, which launched in March 2025.

Anticipated changes in 2025-26

CANADA RESEARCH TRAINING AWARDS SUITE: SSHRC will continue to work with tri-agency colleagues in the delivery and refinement of the new suite of programs and prepare for the suite to be onboarded to the new tri-agency grants management system (TGMS) in the short-to-medium term.

SSHRC Postdoctoral Fellowships

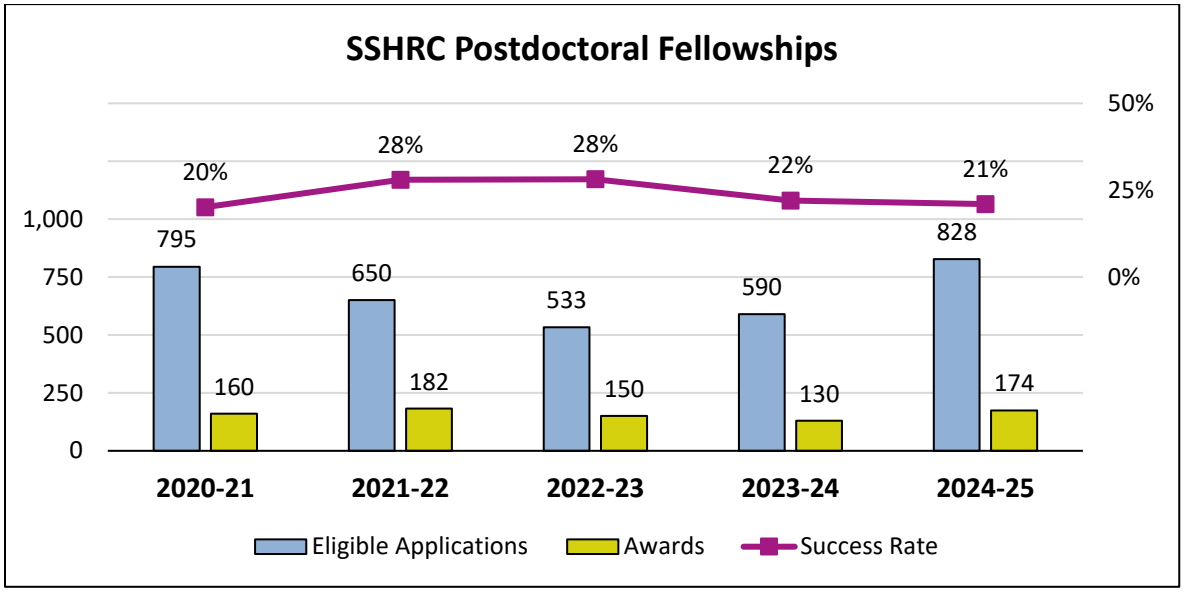

The bar graph above shows eligible applications and awards from 2020-21 to 2024-25 for SSHRC Postdoctoral Fellowships, combined with a line graph showing the success rate trend. Since the previous year, in 2024-25 eligible applications increased from 590 to 828, awards increased from 130 to 174, and the success rate decreased from 22% to 21%.

Postdoctoral Fellowship supplements allocated after competition results are released:

- **Jules and Gabrielle Léger Fellowship:** $10,000 awarded annually to a SSHRC Postdoctoral Fellowship recipient researching the contribution of the Crown to the life of the country.
- **Bora Laskin National Fellowship in Human Rights Research**: $10,000 awarded annually to a SSHRC Postdoctoral Fellowship recipient conducting research in the field of human rights.
- **Alice Wilson Award:** $1,000 awarded to a woman of outstanding qualifications entering a career in scholarship or research at the postdoctoral level in the arts and humanities or the social sciences.

New in 2024-25

VALUE AND DURATION OF THE FELLOWSHIP: As of the 2024-25 competition, all SSHRC Postdoctoral Fellowships will have a duration of 24 months and, as a result of Budget 2024, an annual value of $70,000. This change aligns the value and duration of this fellowship with other tri-agency postdoctoral awards.

Anticipated changes in 2025-26

SUNSETTING OF THE FELLOWSHIP AND LAUNCH OF CANADA POSTDOCTORAL RESEARCH AWARD: Launched in March 2025, the tri-agency Canada Postdoctoral Research Award (CPRA) has replaced the SSHRC Postdoctoral Fellowship. SSHRC applicants will apply to the CPRA funding opportunity via SOLS (SSHRC Online System) until the funding opportunity is onboarded to TGMS. In anticipation of the expansion of eligibility to international applicants at Canadian institutions and an increase to the number of awards, an additional 16 committee members across 12 sub-committees (from 8 in 2024-25) will be recruited.

SSHRC Doctoral Fellowships / Canada Graduate Scholarships—Doctoral program

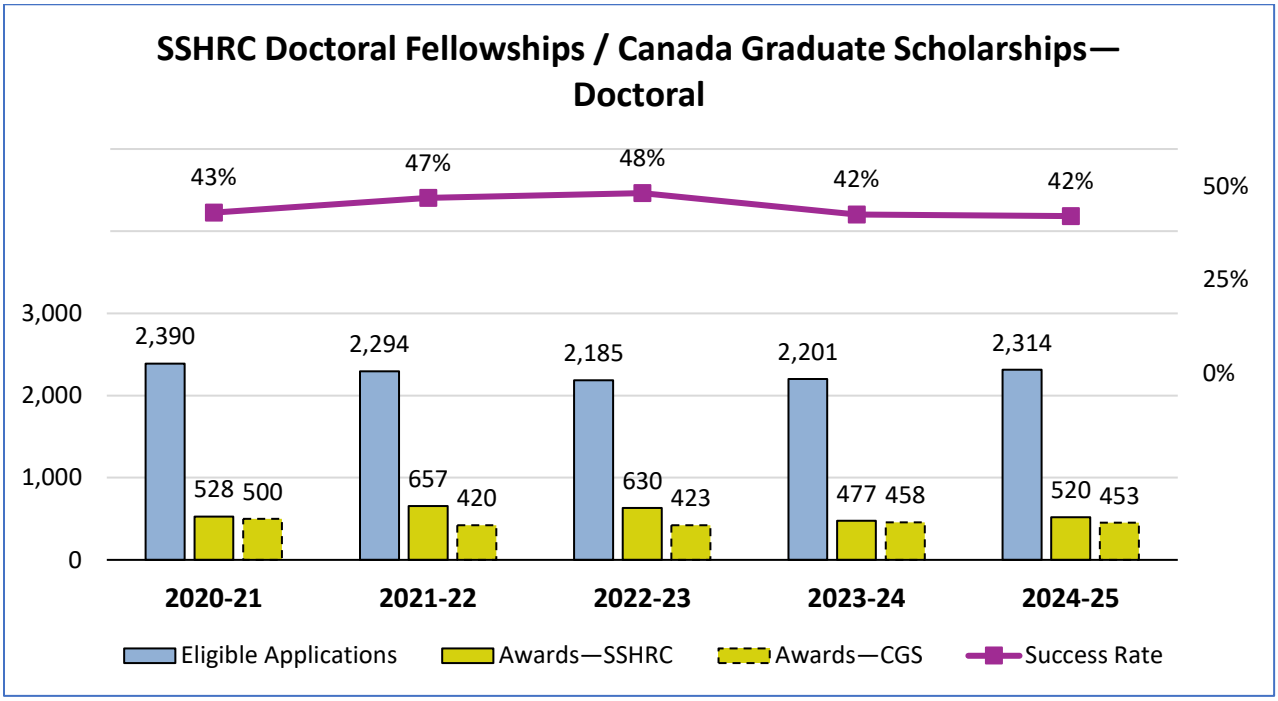

The bar graph above shows eligible applications and awards from 2020-21 to 2024-25 for SSHRC Doctoral Fellowships (both SSHRC and CGS), combined with a line graph showing the success rate trend. Since the previous year, in 2024-25 eligible applications increased from 2,201 to 2,314, SSHRC Doctoral Awards increased from 477 to 520, CGS Doctoral Awards decreased from 458 to 453, and the success rate remained the same at 42%.

The success rate is calculated using the combined total of SSHRC and CGS awards, in relation to the number of applications eligible at the national stage.

SSHRC doctoral award supplements allocated after competition results are released:

- **Aileen D. Ross Fellowship:** one $10,000 supplement for poverty-related research in sociology.
- **Queen's Fellowship:** one $10,000 supplement for research on Canada at a Canadian institution.

New in 2024-25

VALUE AND DURATION OF THE AWARDS: As of the 2024-25 competition, all SSHRC Doctoral Awards will have an annual value of $40,000 for a maximum of three years. This change aligns the value and duration of this scholarship with other tri-agency doctoral awards.

OPTIONAL ASSESSMENT TOOL: This year, SSHRC replaced the pilot Excel optional assessment form following feedback from committee members. It was replaced by a Word optional assessment tool.

COVID-19 MEASURES: While the harmonized COVID-19 measures came to an end, applications with unofficial transcripts were not rejected at SSHRC. Applicants who applied through a Canadian institution had to conform to their institution's policy on official transcripts. Additionally, applicants continued to be able to describe the impacts of COVID-19 on their research, career, record of academic or research achievement, or completion of degrees in the allowable inclusions section.

CANADA MORTGAGE AND HOUSING CORPORATION (CMHC)—SSHRC HOUSING RESEARCH SCHOLARSHIP PROGRAM: This initiative was expanded to doctoral researchers conducting social sciences and humanities research in areas related to housing, in support of the National Housing Strategy Priority areas for action.For more information, please consult the Joint Initiatives section.

Anticipated changes in 2025-26

SUNSETTING OF THE CGS D AND SSHRC DOCTORAL FELLOWSHIPS AND LAUNCH OF THE CANADA GRADUATE RESEARCH SCHOLARSHIP – DOCTORAL: Launched in March 2025, the tri-agency Canada Graduate Research Scholarship – Doctoral (CGRS D) has replaced the CGS Doctoral and SSHRC Doctoral Fellowships. SSHRC applicants will apply to the CGRS D funding opportunity via SOLS (SSHRC Online System) until the funding opportunity is onboarded to TGMS. In anticipation of the expansion of eligibility to international applicants at Canadian institutions and an increase to the number of awards, SSHRC will continue to recruit more postdoctoral researchers to the committee as part of our commitment to support early career researchers while maintaining a robust merit review process.

Canada Graduate Scholarships—Master's Program

The number of awards depends on eligible applications received. Some institutions may not have enough eligible applications to use their full allocation, and unused allocations are redistributed at year-end. The success rate for the CGS Master's program reflects the total number of awards.

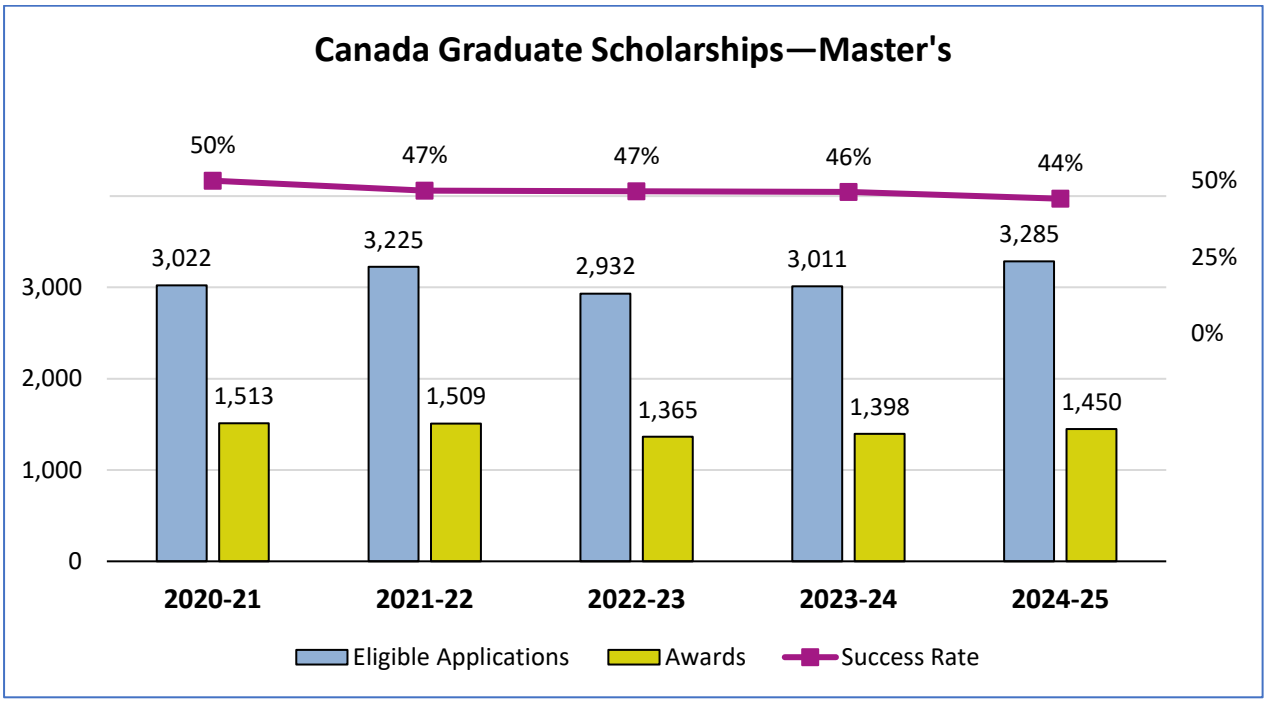

The bar graph above shows eligible applications and awards from 2020-21 to 2024-25 for the Canada Graduate Scholarships Master's funding opportunity, combined with a line graph showing the success rate trend. Since the previous year, in 2024-25 eligible applications increased from 3,011 to 3,285, awards increased from 1,398 to 1,450, and the success rate decreased from 46% to 44%.

New in 2024-25

VALUE OF THE AWARD: As of the 2024-25 competition, the CGS Master's will have a value of $27,000. This change aligns the value of this scholarship with other tri-agency master's awards.

COVID-19 MEASURES: While the harmonized COVID-19 measures came to an end, some institutions continued to accept unofficial transcripts. Applicants are instructed to confirm directly with the institutions they are applying to about their policy on official transcripts and whether unofficial transcripts are accepted as part of the institution's internal review process.

NEW SPECIAL CIRCUMSTANCES MODULE IN THE APPLICATION: A new special circumstances module has been created for applicants to the CGS Master's program. This one-page space can be used to describe circumstances that affected their research, professional career, record of academic or research achievement, or completion of degrees while providing flexibility for information to be provided in an open way and without constraints for dates.

PART-TIME SUPPORT: Before the 2023-24 competition year, award holders could only hold their awards part-time for parental or medical reasons or because of family-related responsibilities. The three federal research funding agencies now review requests for part-time status for any reason on a case-by-case basis. These arrangements must be first approved by the institution, then submitted to the appropriate program contact via a brief email statement for approval. If approved, award holders can work with their institutions to design the part-time arrangement that best meets their individual needs. As before, the awarded amount will not be affected by the part-time support arrangement; however, the duration and value of the award will be prorated accordingly.

CANADA MORTGAGE AND HOUSING CORPORATION (CMHC)—SSHRC HOUSING RESEARCH SCHOLARSHIP PROGRAM: This joint initiative was expanded to the master's level and offers one-time $10,000 supplements to applicants who indicated their research is related to the National Housing Strategy Priority areas for action. For more information, consult the Joint Initiatives section.

Anticipated changes in 2025-26

SUNSETTING OF THE CGS MASTER'S AND LAUNCH OF THE CANADA GRADUATE RESEARCH SCHOLARSHIP – MASTER'S: Launched in March 2025, the tri-agency Canada Graduate Research Scholarship – Masters's (CGRS M) has replaced the CGS Master's. SSHRC applicants will apply to the CGRS M funding opportunity via the Research Portal until the funding opportunity is onboarded to TGMS. A review of the program and its merit-review processes is planned for 2025-26.

Canada Graduate Scholarships—Michael Smith Foreign Study Supplements

Eligible Canadian institutions submit a ranked list of applications to each agency. The agency conducts a review of eligibility and awards supplements to eligible applicants. SSHRC's total allocation is 125 awards per year. Awards are distributed based on institutional allocations. Only eligible applicants receive an award.

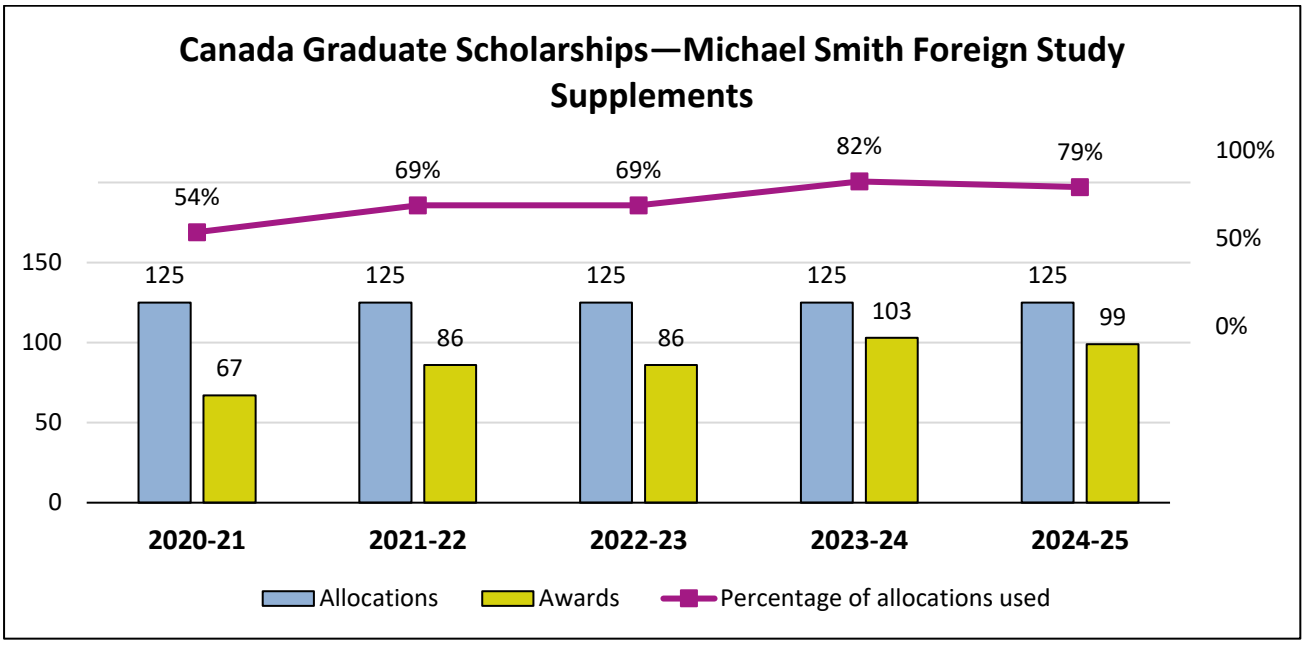

The bar graph above shows allocations and awards from 2020-21 to 2024-25 for the Canada Graduate Scholarships – Michael Smith Foreign Study Supplements, combined with a line graph showing the success rate trend. Since the previous year, in 2024-25 awards decreased from 103 to 99 and the success rate decreased from 82% to 79%.

APPLICATION TRENDS: Most award recipients in the 2024-25 competition year were CGS Doctoral holders (59%), followed by CGS Master's (38%) and Vanier CGS (3%) holders. The percentage of available awards used decreased during the pandemic to a low of 54% in 2020-21. In 2024-25 the uptake continued to rebound to 79%.

New in 2024-25: There were no changes to the 2024-25 competitions.

Anticipated changes in 2025-26

SUNSETTING OF THE CGS MICHAEL SMITH FOREIGN STUDY SUPPLEMENTS (MSFSS) AND LAUNCH OF A CGRS RESEARCH TRAVEL SUPPLEMENT: The CGS MSFSS will be sunset in spring 2026 and replaced by a redesigned research travel supplement for future CGRS award holders. The new supplement will continue to be available to those holding CGS awards.

Undergraduate Student Research Awards

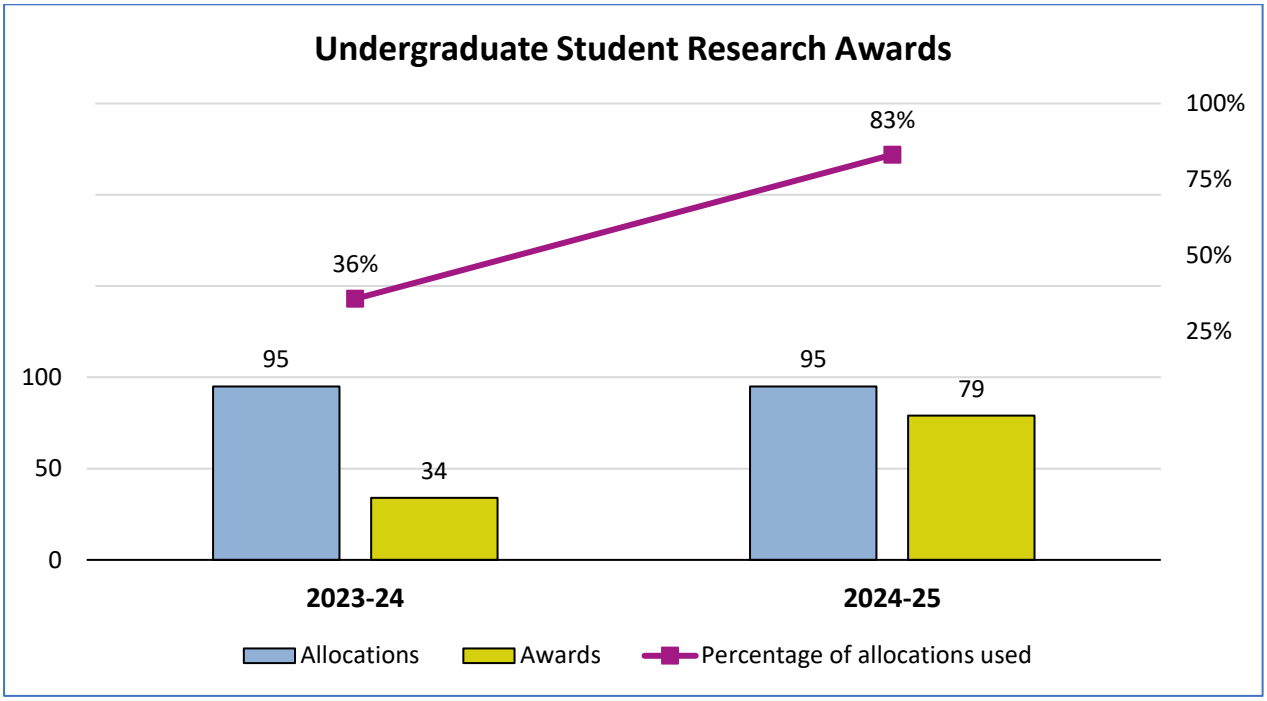

The bar graph above shows allocations and awards from 2023-24 and 2024-25 for the Undergraduate Student Research Awards combined with a line graph showing the success rate trend, which saw an increase from 36% in 2023-24 to 83% in 2024-25.

Budget 2022 granted CIHR and SSHRC 95 awards each annually to support Black student researchers at the undergraduate student level. These awards were integrated into the NSERC Undergraduate Student Research Awards (USRA) program. Applications to the USRA program are submitted to the Canadian institution where the applicant wishes to hold the award and the institutions forward selected applications to the agencies through NSERC's online system. Institutions are assigned a specific allocation for these awards, as outlined in the USRA allocations web page. SSHRC's total allocation is 95 awards per year and unused allocations are carried over to the next year. Only eligible applicants are awarded funding. In 2024-25, approximately 51% of SSHRC's available allocations were used.

Anticipated future changes: There are no changes anticipated at this time.

Impact Awards

SSHRC Impact Awards are based uniquely on an institutional nomination process rather than an application process.

Competition statistics 2024-25

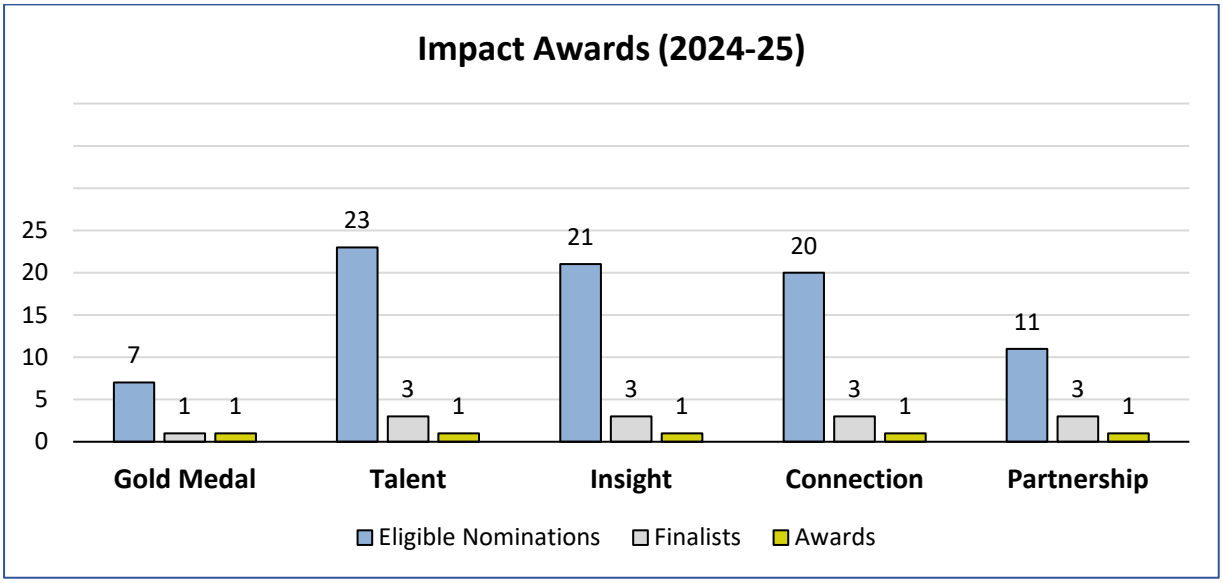

The bar graph above shows eligible nominations and award trends for 2024-25 for SSHRC Impact Awards.

	Eligible nominations	Finalists	Awards	Success rate	Average award rate (over 5 years)	Total awarded
Gold Medal	7	N/A	1	14.3%	10%	$100,000
Talent	23	3	1	4.3%	5%	$50,000
Insight	21	3	1	4.8%	6%	$50,000
Connection	20	3	1	5%	10%	$50,000
Partnership	11	3	1	9.1%	10%	$50,000

REACH ACROSS INSTITUTIONAL SIZE AND LANGUAGE: Small and medium-sized institutions represented 41.5% of nominations compared to 28.1% the previous year. Approximately 18.3% of nominations were submitted by francophone or bilingual institutions. Approximately 9.8% of nominations were submitted in French.

New in 2024-25

SELF-IDENTIFICATION DATA: All nominees, including co-applicants, were invited to provide self-identification data via a secure extranet.

Anticipated changes in 2025-26

POLICY CHANGE AFFECTING IMPACT AWARDS: The Impact Awards will implement the policy on Sensitive Technology Research and Affiliations of Concern (STRAC).

TRI-AGENCY CV AND CONVERGENCE: The Impact Awards will adopt the Tri-agency CV in the Convergence Portal, in replacement of the SSHRC CV.

Insight Research

Summary of 2024-25 competition statistics

Competition	Eligible applications	Awards	Success rate	Total requested (eligible)	Total awarded	Value and duration	Application deadline	Application system	Merit review dates/ method	Number of committees and members[a] / Assessors[b]	Acceptance rate	Returning members
Insight Grants	1,720	693	40%	$357,188,806	$127,681,630	Stream A: $7,000 - $100,000 Stream B: $100,001 -$400,000 2 - 5 years	October 3, 2024[c]	SSHRC Online	February 24 - 28, 2025[b] Videoconference (In-person for Indigenous Research Committee only)	26 committees (3 English only[d]) 278 members (included 0 international) 3,180 assessors (included 1,339 international)	33%	28%
Insight Development Grants	1,369	590	43%	$89,792,759	$36,809,417	$7,000 - $75,000 1 - 2 years	February 2, 2024	Research Portal Online	April 29 - May 10, 2024 Videoconference	24 committees (5 English only[e]) 248 members (included one international)	38%	40%
SSHRC Institutional Grants	97	97	N/A[f]	N/A	$20,727,174	$5,000 per year minimum 3 years	December 1, 2024	Convergence Portal	N/A	N/A	N/A	N/A

Notes:

[a] These data include recruitment efforts for the pilot Tri-agency Inter-disciplinary Peer Review Committee (TAIPR), which was led by SSHRC. Members who agreed to serve on the TAIPR Committee formed a pool from which the participating funding opportunities at SSHRC, NSERC and CIHR could draw.

[b] An external assessor provides a written expert assessment of an application. SSHRC seeks, but cannot guarantee, a minimum of two external assessments for each application. The committee considers the external assessments but is not bound by them.

[c] The deadline was extended due to technical issues with the system. The application deadline is usually October 1st.

[d] Three Insight Grants committees for Psychology (1); Education (1); Business, management and related fields (1) were English only. A bilingual committee for each of these discipline areas was also established. Note that discipline-specific English-only committees are only created when a sufficient number of applications in English warrant this.

[e] Five Insight Development Grants committees for Psychology (1); Education and Social Work (1); Business, management and related studies (2); and Multidisciplinary Social Sciences (1) were English only.

[f] All SSHRC Institutional Grant applications that meet the criteria for funding receive a grant.

Insight Grants

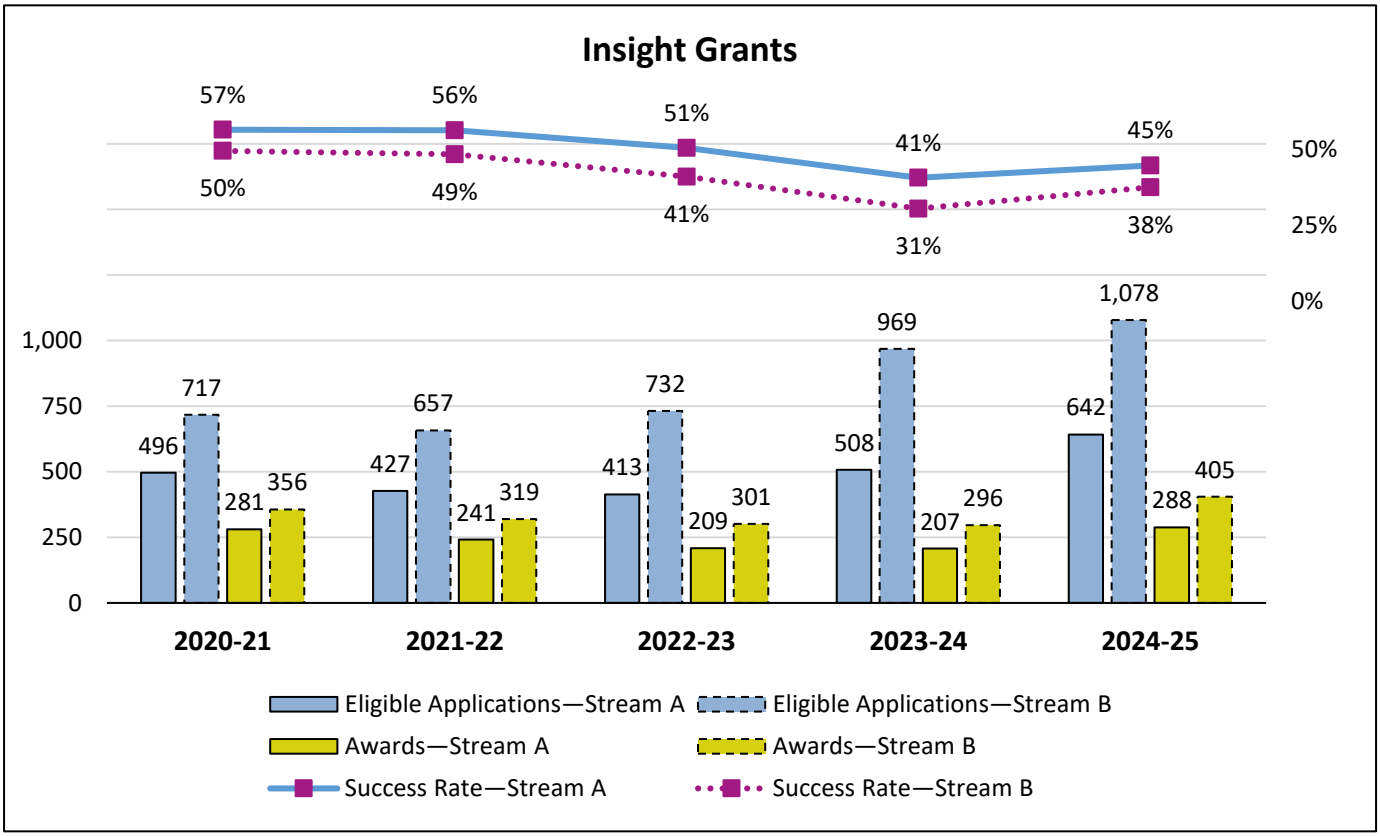

The bar graph above shows eligible applications and awards for Stream A and Stream B from 2020-21 to 2024-25, combined with line graphs showing the success rate trend from 2020-21 to 2024-25 for each stream. Since the previous year, in 2024-25 Insight Grants Stream A eligible applications increased from 508 to 642 and awards increased from 207 to 288. For Insight Grants Stream B, eligible applications increased from 969 to 1,078 and awards increased from 296 to 405. In 2024-25 Stream A's success rate increased from 41% to 45% and Stream B's success rate increased from 31% to 38%.

New in 2024-25

THE TRI-AGENCY INTERDISCIPLINARY PEER REVIEW COMMITTEE (TAIPR) EXITS PILOT PHASE: After a successful three-year pilot phase, the TAIPR committee continued as a regular feature of the three agencies' flagship funding opportunities, including Insight Grants and Insight Development Grants at SSHRC. This signaled the three agencies' continued commitment to supporting interdisciplinary research that spans the disciplines and research areas supported by at least two of the three funding agencies. See the TAIPR web page for more information, including on eligibility and how to apply.

RESEARCHERS FROM SMALL INSTITUTIONS: Following discussion at SSHRC Council concerning support for researchers at small institutions, guidance provided to applicants and committee members on the merit review of Insight Grant applications submitted by researchers affiliated with small institutions was clarified. As a pilot initiative to help inform SSHRC-wide practices regarding the merit review of such applications, the

practice of identifying applications submitted by researchers affiliated with small institutions was standardized across all Insight Grants committees.

Anticipated change in 2025-26

INCREASE TO PROJECT BUDGETS: As part of changes stemming from Budget 2024, applicants will be able to request additional funds for their projects. Stream A will be increased from $10,000 to $125,000 and Stream B from $125,001 to $500,000.

Insight Development Grants (IDG)

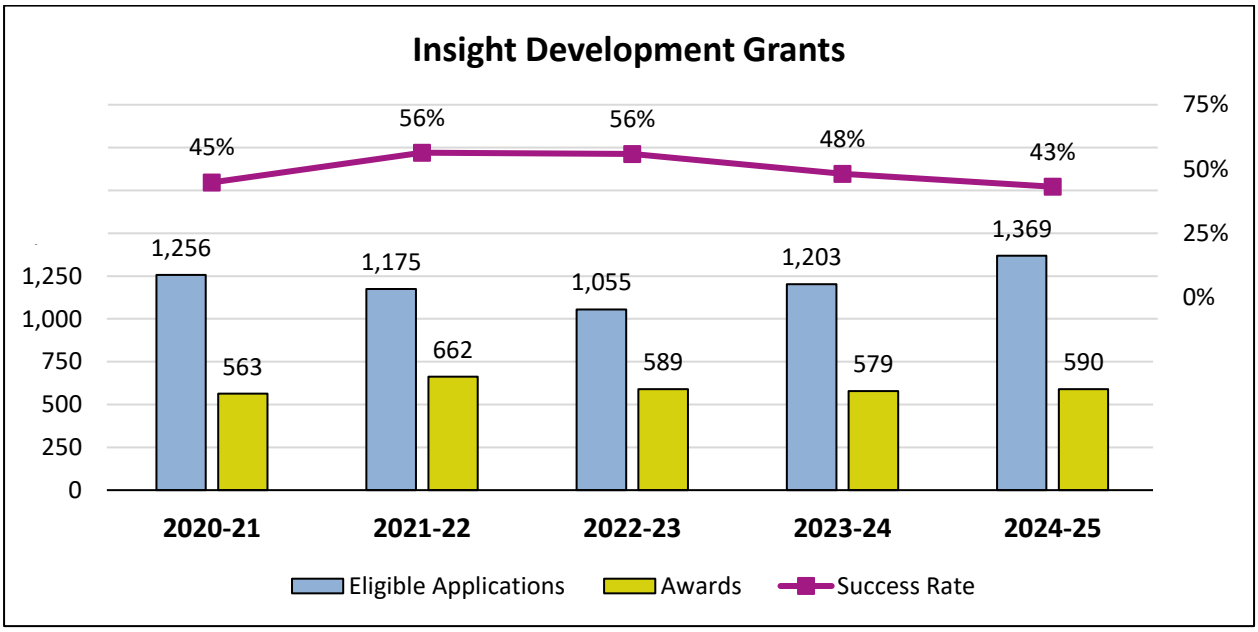

The bar graph above shows eligible applications and awards for Insight Development Grants from 2020-21 to 2024-25, combined with a line graph showing the success rate trend. Since the previous year, in 2024-25 eligible applications increased from 1,203 to 1,369, awards increased from 579 to 590, and the success rate saw a decrease from 48% to 43%.

New in 2024-25

TRI-AGENCY INTERDISCIPLINARY PEER REVIEW COMMITTEE EXTENSION: The pilot TAIPR Committee was renewed for the 2024 IDG competition. This committee is open to applicants whose research spans the mandate of more than one federal research funding agency (SSHRC, NSERC and CIHR). The project's dominant component must be primarily in the social sciences and humanities. This pilot committee uses a harmonized tri-agency peer review process, including evaluation criteria that differ from the usual process used by this funding opportunity.

Anticipated changes in the 2025-26 competition

THE TRI-AGENCY INTERDISCIPLINARY PEER REVIEW COMMITTEE EXITS PILOT PHASE: After a successful three-year pilot phase, the TAIPR committee will continue as a regular feature of the three agencies' flagship funding opportunities, including Insight Grants and Insight Development Grants at SSHRC. This

signals the three agencies' continued commitment to supporting interdisciplinary research that spans the disciplines and research areas supported by at least two of the three funding agencies. See the TAIPR web page for more information, including on eligibility and how to apply.

MITACS PARALLEL APPLICATION PROCESS: Applicants interested in the Mitacs Accelerate joint initiative have the opportunity to submit a parallel application to Mitacs at the same time as their Insight Development Grants application. The two applications will be evaluated separately but simultaneously, resulting in faster delivery of the results to applicants.

RESEARCHERS FROM SMALL INSTITUTIONS: Following discussion at SSHRC Council concerning support for researchers at small institutions, guidance provided to applicants and committee members on the merit review of Insight Development Grant applications submitted by researchers affiliated with small institutions will be clarified. As a pilot initiative to help inform SSHRC-wide practices regarding the merit review of such applications, the practice of indicating applications submitted by researchers affiliated with small institutions will be standardized across all Insight Development Grants committees.

SSHRC Institutional Grants

New in 2024-25

SUBGRANT VALUE: For the SSHRC Institutional Grants 2024-25 cycle and onwards, SSHRC has increased the maximum that can be awarded to each Explore or Exchange grant within a SIG grant to $10,000 (previously $7,000). This increase is following feedback from the community and will offer institutions and researchers greater flexibility to achieve the program objectives.

SUPPLEMENT FUNDING FOR SMALL INSTITUTIONS: The $500,000 per year added to the total supplement funding for small institutions envelope in 2022 was extended to the 2025 funding cycle.

Research Partnerships

Summary of 2024-25 competition statistics

Competition	Eligible applications	Awards	Success rate	Total requested (eligible)	Total Awarded	Value and duration	Application deadline	Application system	Merit review dates/ method	Number of committees and members / Expert panelists[a]	Acceptance rate	Returning members
Partnership Grants	80[b]	17	21%	$47,119,955[c]	$42,123,956	Stage 1 Up to $20,000 1 year Stage 2 Up to $2.5 million 4 - 7 years	Stage 1 February 12, 2024 Stage 2 October 29, 2024	SSHRC Online	Stage 1 May 1-3, 2024 Videoconference Stage 2 March 5-7, 2025 Videoconference	Stage 1: 1 committee 16 members (including one international) Stage 2: 1 committee 12 members (including one international)/ 74 expert panelists (including 40 international)	18% (based on Stage 1 only)	6% (based on Stage 1 only[d])
Partnership Development Grants	221	90	41%	$42,970,462	$17,761,213	$75,000 - $200,000 1 -3 years	November 15, 2024	SSHRC Online	February 18-27, 2025 Videoconference	2 committees 38 members	20%	34%
Partnership Engage Grants (competitions 1-4)	515	280	54%	$12,568,456	$6,873,135	$7,000 - $25,000 1 year	1) March 15, 2024 2) May 22, 2024 3) September 16, 2024 4) December 16, 2024	SSHRC Online	1) May 8-9, 2024 2) August 14-15, 2024 3) November 6-7, 2024 4) February 12-13, 2025 Videoconference	1) 3 committees / 23 members 2) 3 committees / 25 members 3) 3 committees / 23 members 4) 4 committees / 32 members Total: 13 committees / 103 members (members can serve on more than one competition)	21% (based on tally across all four competitions)	20% (based on tally across all four competitions)

Competition	Eligible applications	Awards	Success rate	Total requested (eligible)	Total Awarded	Value and duration	Application deadline	Application system	Merit review dates/ method	Number of committees and members / Expert panelists[a]	Acceptance rate	Returning members
Connection Grants (competitions 1-4)	850	301[e]	35%	$25,852,742	$9,282,578	$7,000 - $25,000 (events) / $7,000 - $50,000 (outreach activities)	1) May 1, 2024 2) June 20[f], 2024 3) November 1, 2024 4) February 1, 2025	SSHRC Online	1) June 11-13, 2024 2) September 10-13, 2024 3) December 10-13, 2024 4) March 11-14, 2025 Videoconference	1) 3 committees / 32 members 2) 4 committees / 39 members 3) 4 committees / 46 members 4) 4 committees / 37 members Total: 15 committees / 154 members (members can serve on more than one competition)	27% (based on tally across all four competitions)	52% (based on tally across all four competitions)
Destination Horizon Grants	54	29	54%	$772,079	$409,471	Up to $15,000 1 year	January 22, 2025	Convergence	Randomized selection	N/A	N/A	N/A

Notes:

[a] Expert panels consist of three to four external reviewers with disciplinary expertise for each application. The members of the expert panel co-author a narrative report outlining the strengths and weaknesses of each application based on SSHRC's evaluation criteria.

[b] Includes only eligible applications received at Stage 1. There were 19 eligible applications at Stage 2.

[c] Includes requested amounts at Stage 2 only.

[d] There are generally no members who serve consecutive Partnership Grants Stage 1 cycles. There is, however, a high acceptance rate between Stages 1 and 2, and members may return to serve for future cycles. One member from the Partnership Grants Stage 1 committee in 2024 served on the Partnership Grants Stage 1 committee the previous year. Two additional members had served on a Partnership Grants committee in the past.

[e] Awards and funds under the PCH-SSHRC Initiative for Digital Citizen Research program are not included here. For more information, see the Joint Initiatives narrative section.

[f] Deadline was June 20 exceptionally to adapt to SSHRC's data centre move.

Partnership Grants

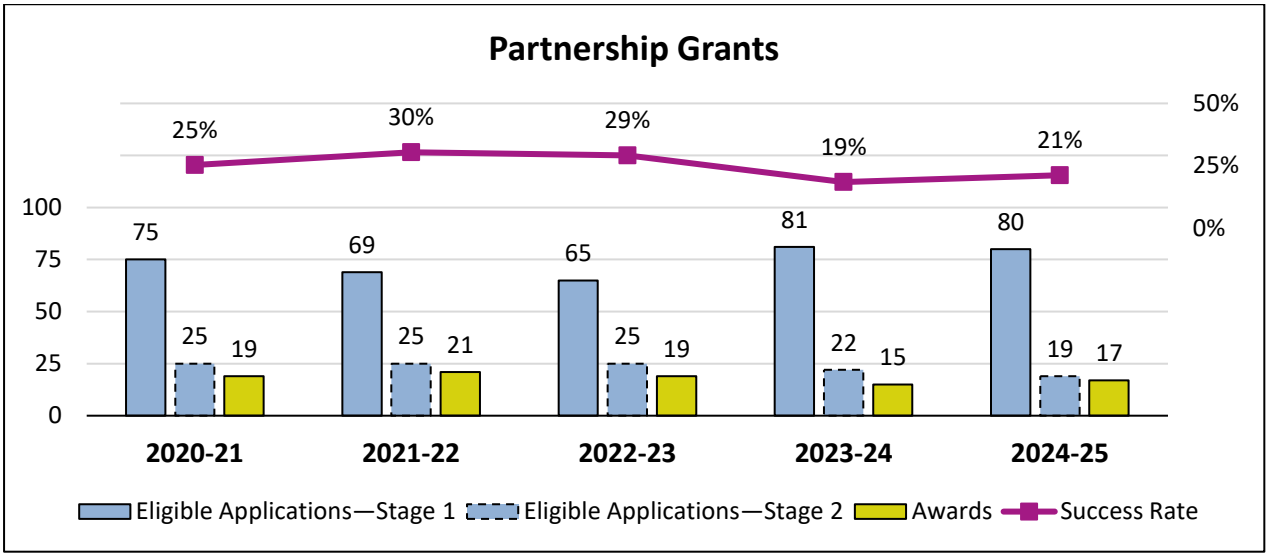

The bar graph above shows eligible applications at each stage and awards from 2020-21 to 2024-25 for Partnership Grants, combined with a line graph showing the success rate trend. Since the previous year, in 2024-25 eligible applications decreased slightly from 81 to 80 at stage 1 and from 22 to 19 at stage 2, the number of awards increased from 15 to 17, and the success rate saw an increase from 19% to 21%.

New in 2024-25

IMPLEMENTATION OF SENSITIVE TECHNOLOGY RESEARCH AND AFFILIATIONS OF CONCERN (STRAC) IN STAGE 2: SSHRC implemented the STRAC guidelines and procedures in the October 2024 Stage 2 competition. Program staff will continue to monitor and support researchers who have questions or concerns about the new policy and procedures.

Anticipated changes in 2025-26

POLICY CHANGES AFFECTING PARTNERSHIP GRANTS: The National Security Guidelines for Research Partnerships will be implemented in the upcoming round of Stage 2. These guidelines will apply to applications involving one or more partner organizations from the private sector and will require applicants to complete and submit a risk assessment form as part of their Stage 2 application. The Partnership Grants webinar will be updated with information about these changes.

Partnership Development Grants

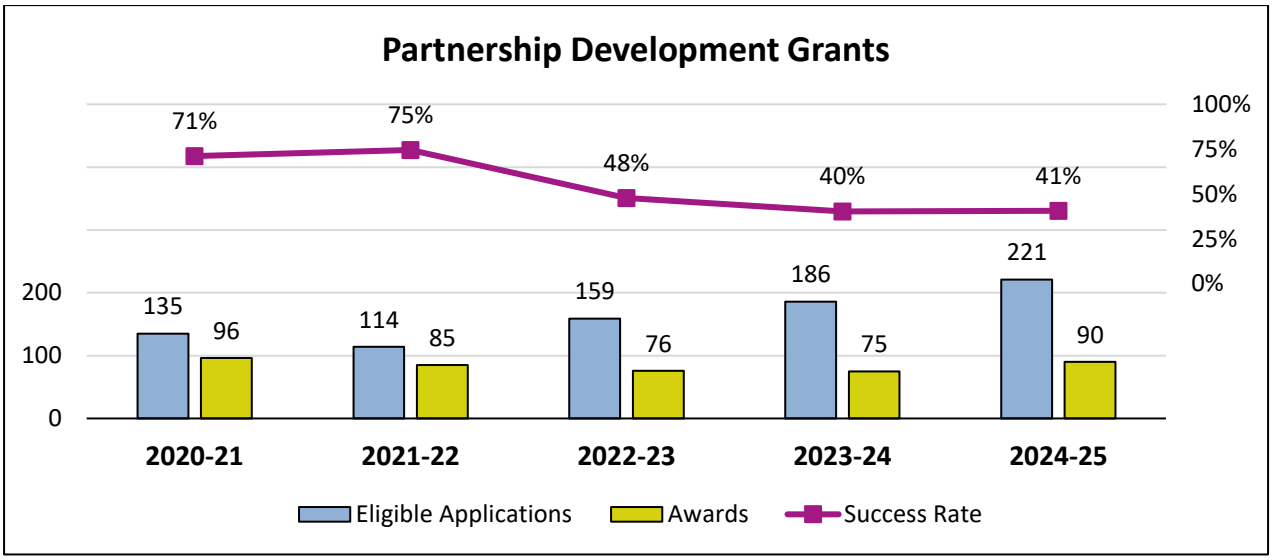

The bar graph above shows eligible applications and awards from 2020-21 to 2024-25 for Partnership Development Grants, combined with a line graph showing the success rate trend. Since the previous year, in 2024-25 eligible applications increased from 186 to 211, awards increased from 75 to 90, and the success rate increased from 40% to 41%.

New in 2024-25

INCREASE IN NUMBER OF APPLICATIONS: PDG witnessed an increase in the number of applications received for 2024-25. There were 221 eligible applications in 2024-25 compared to 186 in 2023-24, an increase of nearly 19%. This trend is expected to continue in the near future, and it is anticipated that more subcommittees will be added next year to alleviate the burden on committee members.

IMPLEMENTATION OF SENSITIVE TECHNOLOGY RESEARCH AND AFFILIATIONS OF CONCERN (STRAC): SSHRC implemented the STRAC guidelines and procedures in the 2024 competition. For this competition, no applicants were advancing a STRA. Program staff will continue to monitor and support researchers who have questions or concerns about the new policy and procedures**.**

Anticipated changes in 2025-26

POLICY CHANGES AFFECTING PARTNERSHIP DEVELOPMENT GRANTS: The National Security Guidelines for Research Partnerships will be implemented in the upcoming launch of Partnership Development Grants. These guidelines will apply to applications involving one or more partner organizations from the private sector and will require applicants to complete and submit a risk assessment form as part of their application.

Partnership Engage Grants

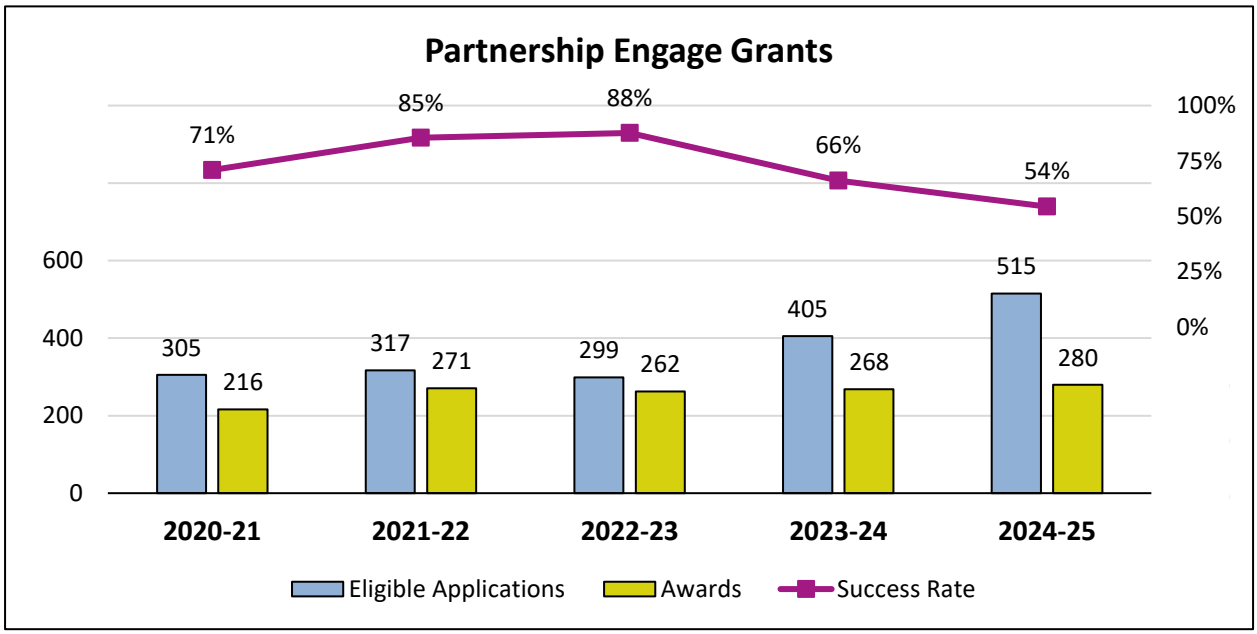

The bar graph above shows eligible applications and awards from 2020-21 to 2024-25 for Partnership Engage Grants, combined with a line graph showing the success rate trend. Since the previous year, in 2024-25 eligible applications increased from 405 to 515, awards increased from 268 to 280, and the success rate decreased from 66% to 54%.

New in 2024-25

INCREASE IN APPLICATIONS: In 2024-25, there was a 27% increase in PEG applications. The December 2024 PEG competition in particular saw 170 eligible applications received, representing a 48% increase over the average of the three previous competitions in 2024. In 2023, committee members noted that the meetings were long and burdensome. In response, for the 2024-2025 competition cycle the number of subcommittees was increased to better manage the growing volume of applications. For the March, May, and September competitions, three subcommittees were formed instead of the usual two, and for the December competition, four subcommittees were established. This adjustment helped to distribute the workload more evenly and successfully reduced the burden on individual committee members.

IMPLEMENTATION OF SENSITIVE TECHNOLOGY RESEARCH AND AFFILIATIONS OF CONCERN (STRAC): The policy on STRAC was implemented in the September 2024 competition. During this round, two eligible applications involved a sensitive technology research area. This number increased to six eligible applications in the December 2024 competition.

Anticipated changes in 2025-26

POLICY CHANGES AFFECTING PARTNERSHIP ENGAGE GRANTS: The National Security Guidelines for Research Partnerships will be implemented in the December 2025 competition of Partnership Engage Grants. These guidelines will apply to applications involving one or more partner organizations from the private sector and will require applicants to complete and submit a risk assessment form as part of their application.

Connection Grants

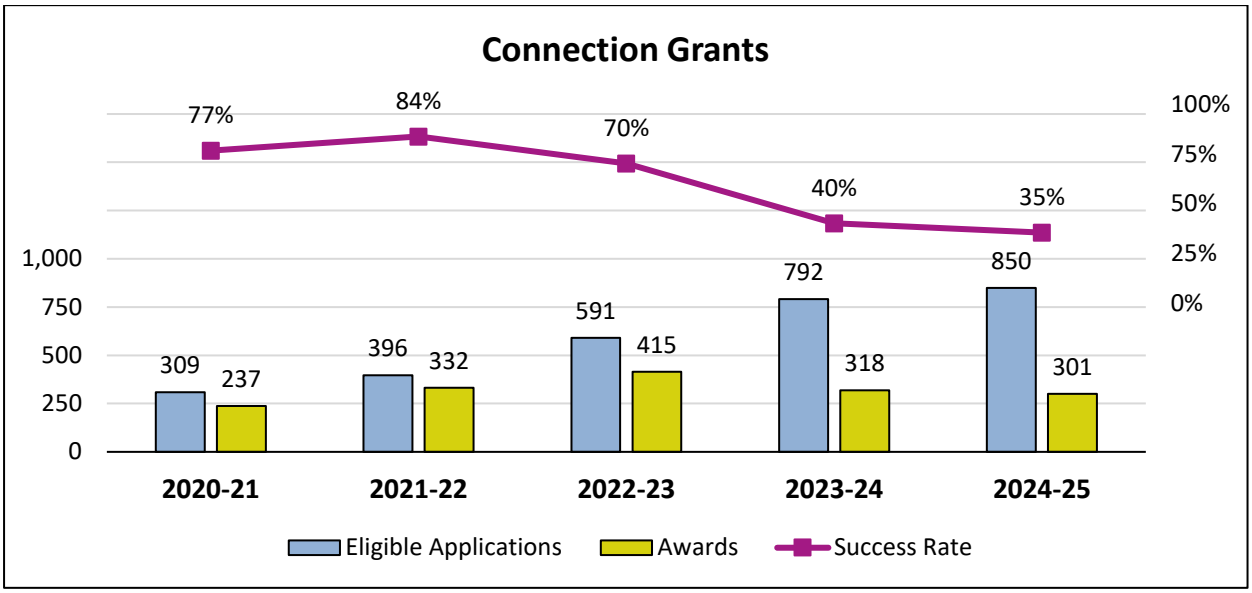

The bar graph above shows eligible applications and awards from 2020-21 to 2024-25 for Connection Grants, combined with a line graph showing the success rate trend. Since the previous year, in 2024-25 eligible applications increased from 792 to 850, awards decreased from 318 to 301, and the success rate decreased from 40% to 35%.

DATA MANAGEMENT INITIATIVE: The Research Data Management Capacity Building Initiative is a special call delivered under the Connection Grants funding opportunity. The initiative promotes greater understanding of data management considerations and practices within the research community, in the context of the Tri-Agency Research Data Management Policy. For the 2024-5 funding year, 10 grants were awarded under this special initiative.

New in 2024-25

INITIATIVE FOR DIGITAL CITIZEN RESEARCH: Through the 2024-25 competition year, two awards were funded through the joint Initiative for Digital Citizen Research. The final competition took place in February 2025.

Anticipated changes in 2025-26

CONNECTION GRANTS EVALUATION: This year, a Connection Grants evaluation and accompanying Management Response and Action Plan will be presented to the SSHRC Performance Measurement and Evaluation Committee. We expect that this evaluation process will lead to some changes in the program.

Destination Horizon Grants

New in 2024-25

CREATION OF A NEW FUNDING OPPORTUNITY: In November 2023, the Government of Canada closed substantive negotiations to join Horizon Europe (the European Union's research funding body) as an Associate Country under Pillar II: *Global challenges and European industrial competitiveness*. While Canadians could previously participate in all Horizon Europe calls that were open to international partners, they would have largely had to secure their own funding to participate in a given project. With Associate Country status, Canadians can now access funding directly from the EU. In response, SSHRC launched the Destination Horizon Grants to support Canadian researchers to develop collaborations with colleagues from Europe and other Associated Countries with an end goal of submitting to Horizon Europe's call for proposals. These one-year grants are valued at up to $15,000, and three deadlines will be held yearly until early 2027. Institutions must provide cash contributions equal to 100% of the funding requested from SSHRC for a given application. All eligible applications are entered into a randomized selection process to select awardees.

Anticipated changes in 2025-26

There are no anticipated changes.

Future Challenges

Summary of 2024-25 competition statistics

Competition	Eligible applications	Awards	Success rate	Total requested (eligible) [b]	Total awarded [b]	Value and duration	Application deadline	Application system	Merit review dates/ method	Number of committees and members	Acceptance rate	Returning members[a]
Knowledge Synthesis Grants—Envisioning Governance Systems that Work	Stream 1- Domestic: 60 Stream 2- International: 30	Stream 1: 28 Stream 2: 22	56%	Stream 1: $1,234,327 Stream 2: $481,450	Stream 1: $823,935 (SSHRC and CIHR) Stream 2: $343,776 (SSHRC only)	Up to $30,000 1 year	December 12, 2024	SSHRC Online	Stream 1- Domestic: February 25, 2025 Stream 2- International: March 3, 2025 Videoconference	2 committees (1 English only[c]) 19 members (included six international)	34%	N/A

Notes:
[a] The Knowledge Synthesis Grants are thematic competitions and, therefore, do not have returning members.
[b] These requested and awarded amounts include only the SSHRC and CIHR portions of the grant. The UKRI (stream 2) portions are not included in these numbers (see the Joint Initiatives section).
[c] The Knowledge Synthesis Grants committee for the international stream was English only.

Knowledge Synthesis Grants—Envisioning Governance Systems that Work

The **Envisioning Governance Systems that Work (EGSW)** Knowledge Synthesis Grants (KSG) competition addressed one of the 16 global future challenges under the 2022-25 Action Plan of SSHRC's Imagining Canada's Future initiative. It was conducted in partnership with the Canadian Institutes of Health Research (Stream 1) and UK Research and Innovation's Arts and Humanities Research Council (UKRI-AHRC) and Economic and Social Research Council (UKRI-ESRC) (Stream 2). For details about aspects of the competition that were managed by partners please refer to the Joint Initiatives section.

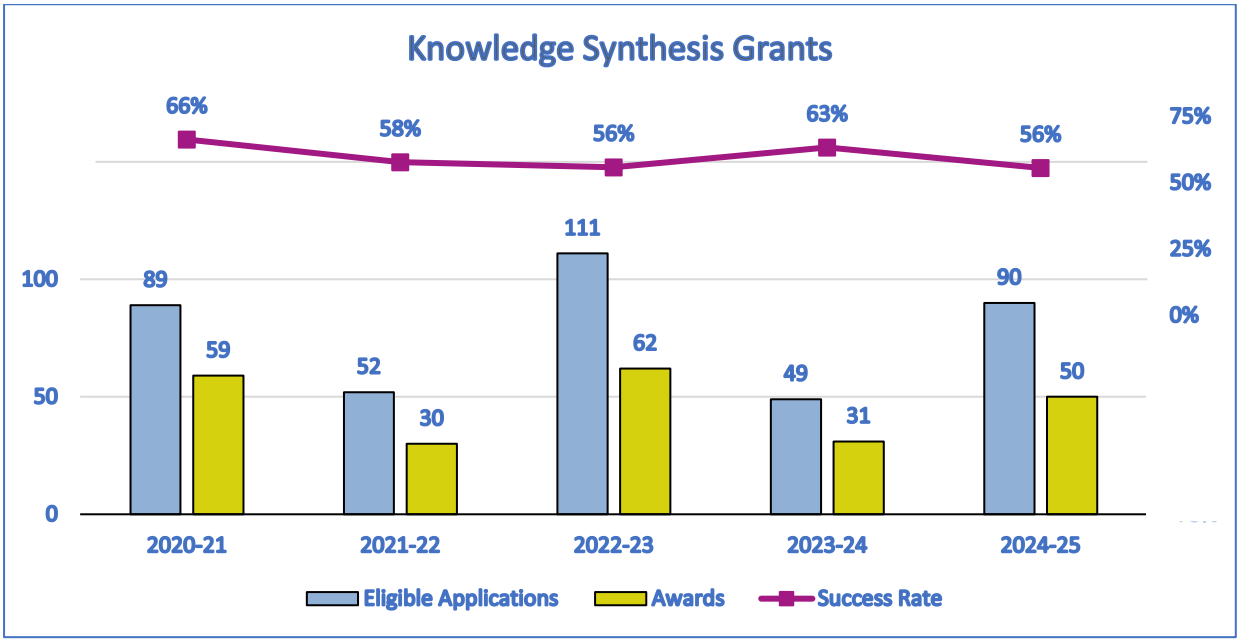

The bar graph above shows eligible applications and awards from 2020-21 to 2024-25 for Knowledge Synthesis Grants, combined with a line graph showing the success rate trend. Since the previous year, in 2024-25 eligible applications increased from 49 to 90, awards increased from 31 to 50, and the success rate decreased from 63% to 56%.
Note: Each KSG competition focuses on a different research theme. There were two KSG competitions 2022-23 and the numbers reflect the total across the two competitions for that fiscal year.

New in 2024-25

NEW KSG FORUM PRESENTATION FORMAT: SSHRC tested a new five-minute lightning talks presentation format, resulting in significant improvements. The overall sessions were shorter and the fast-paced presentations were on time, energizing, and focused on highlights. This allowed for the KSG Forum to be conducted over two days rather than four and shortened the overall time commitment required from KSG grant recipients. This allowed for more engaging discussions during the Question & Answer sessions and was well received by the grant holders as noted in the post-event survey.

MULTIPLE INFORMATION WEBINARS: Building on the success of the Evolving Narratives of Cultures and Histories (ENCH) KSG information webinar from 2023, SSHRC ran two information webinars, one in June and one in October. This two-pronged approach helped introduce new prospective applicants to the international KSG framework (June) as well as provide guidance on how to submit an application (October).

To help ensure further engagement with the UK academic community, UKRI-AHRC/ESRC led an information webinar (with assistance from SSHRC) to help introduce prospective UK applicants to the KSG program in September. As many UK academics were not familiar with the program, this served as an introductory webinar for the academic community in the UK.

COMPETITION LAUNCH DATE CHANGE: One of the suggestions brought forward by SSHRC for the low turnout of applications for the ENCH KSG was the short length of time that the competition was live on its website. SSHRC increased the time that the academic community had to prepare their application and, in the case of stream 2, develop their international partnerships. Rather than having the competition open from September to December as was the case for the ENCH KSG, EGSW was open from May to December.

Following the efforts made by SSHRC and UKRI-AHRC/ESRC, EGSW stream 2 saw an increase of over 300% with 30 submitted applications compared to the ENCH KSG, whereas stream 1 also saw an increase of over 40% with 60 applications submitted.

NETWORKING FORM CREATED: SSHRC and UKRI looked for avenues to help facilitate new partnerships among the Canadian and UK academic communities for the purposes of this KSG competition. This form allowed prospective applicants looking for a partner to submit information into an online form. Once submitted, they would have access to all other submitted networking forms along with the contact information for each prospective applicant in order to help facilitate partnerships.

TWO ADJUDICATION COMMITTEES: Due to the size of this KSG cohort (90 applications in total, 60 from stream 1 and 30 from stream 2) SSHRC ran two separate adjudication committees. This allowed for the UK committee members to evaluate only those applications that had an international lens in stream 2.

Anticipated changes in 2025-26

TWO KICKOFF WEBINARS FOR EGSW KSG GRANT RECIPIENTS: Due to the size of the EGSW KSG cohort, SSHRC decided to run two separate kickoff webinars, one for stream 1 and one for stream 2 in May 2025. Grant recipients from each stream were invited to attend the other stream's kickoff webinar.

KSG FORUM DATE CHANGE: SSHRC will change the date of the EGSW KSG Forum from January 2026 to May 2026 to allow each team a full year to publish their evidence briefs (two-page summaries of the synthesis work provided by each team) and finalize their results in advance of the forum. As the forum will take place following the award end date, each team will be presenting their final results during the forum. Stakeholders will now have access to the evidence briefs prior to the forum on SSHRC's website. This will enable easy access to further information on each team's research results rather than waiting six months.

Joint initiatives and other partnered funding opportunities

SSHRC facilitates partnerships between research community members in Canada and abroad, as well as between the Canadian research community and the public, private and not-for-profit sectors. Joint initiatives provide additional opportunities for research funding, collaboration, training and networking. The following, developed under a set of joint initiatives, are managed either by SSHRC or by external departments, agencies or organizations. Not all initiatives involve funding. The initiatives and key results for 2024-25 are summarized in the table below in alphabetical order.

Joint Initiative	Partner(s)	Program(s) concerned	Number of eligible applications by type	Number awarded by type	Duration	Total SSHRC funding and/or partner(s) funding, if known	Additional Information
Belmont Forum	Belmont Forum	Insight Development Grants (IDG) Insight Grants (IG) Partnership Development Grants (PDG) Partnership Grants (PG)	IDG = 3 IG = 1 PDG = 2 PG = 1	IDG = 0 IG = 0 PDG = 1 PG = 1	Variable	N/A	The Belmont Forum encourages Canadian researchers to develop proposals involving international research partnerships on global environmental change research issues. SSHRC grant holders can use their existing research funds to participate as collaborators. No funds are offered through this initiative.

DRAFT

Joint Initiative	Partner(s)	Program(s) concerned	Number of eligible applications by type	Number awarded by type	Duration	Total SSHRC funding and/or partner(s) funding, if known	Additional Information
Canada Mortgage and Housing Corporation—SSHRC Housing Research Training Awards Program	Canada Mortgage and Housing Corporation (CMHC)	SSHRC Postdoctoral Fellowships (PDF) SSHRC Doctoral Awards (DOC) Canada Graduate Scholarships—Master's Program (CGS M)	PDF = 3 DOC = 10 CGS M = 7	PDF = 3 DOC = 4 CGS M supplements = 4	PDF 2 years DOC 1 year CGS M 1 year	CHMC funding: New awards $373,333 Ongoing awards $76,667 SSHRC funding: New Awards $35,000 Ongoing Awards $65,833	This initiative offers research training awards and supplements at the master's, doctoral and postdoctoral levels to social sciences and humanities students and researchers conducting research related to housing, in support of the National Housing Strategy Priority areas for action. Meritorious applications are forwarded to CMHC for consideration. The memorandum of understanding was renewed until fiscal year 2026-27, increasing the annual budget to $450,000 from $243,000 and expanding the joint initiative to master's and doctoral students. This joint initiative funded projects at the master's, doctoral and postdoctoral levels for the first time in 2024-25. CMHC provided a three-year extension of funds for existing grants initially awarded in fiscal year 2019-20 after an internal review process.

DRAFT

Joint Initiative	Partner(s)	Program(s) concerned	Number of eligible applications by type	Number awarded by type	Duration	Total SSHRC funding and/or partner(s) funding, if known	Additional Information
College and Community Innovation Program	Natural Sciences and Engineering Research Council (NSERC) Canadian Institutes of Health Research (CIHR) Canada Council for the Arts (CCA) Mitacs	College and Community Social Innovation Fund (CCSIF) Mobilize Grants (CCMOB) Applied Research and Development grants (CCARD) Technology Access Centre Grants (CCTAC)	CCSIF = 30 CCMOB = 1 CCARD = 4 CCTAC = 1	CCSIF = 30 CCMOB = 1 CCARD = 4 CCTAC = 1 Mitacs = 3 CCA - 3 applications funded	CCSIF 1 to 3 years CCMOB up to 5 years CCARD 1 to 3 years CCTAC 5 years	Total funding for up to 3 years: **CCSIF:** SSHRC = $10,242,066 NSERC and CIHR = $7,065,172 **CCMOB:** SSHRC = $750,000 NSERC = $11,000,000 (no CIHR funded projects this year) **CCARD:** SSHRC = $220,000 **CCTAC:** SSHRC = $500,000 NSERC = $20,750,000 (no CIHR funded projects this year) **CCA:** $641,880 total (over 3 years)	This tri-agency program aims to increase innovation at the community and/or regional level by enabling Canadian colleges to increase their capacity to work with local companies, particularly small and medium-sized enterprises. It supports applied research and collaborations that facilitate commercialization, as well as technology transfer and adaptation and the adoption of new technologies. Grants are funded by NSERC, with the exception of proposals exclusively in the social sciences, humanities and/or health sciences, which are funded by SSHRC or CIHR, as appropriate. The program includes seven types of grants. Some funding opportunities under this program also offer joint initiatives with Mitacs.

DRAFT

Joint Initiative	Partner(s)	Program(s) concerned	Number of eligible applications by type	Number awarded by type	Duration	Total SSHRC funding and/or partner(s) funding, if known	Additional Information
Department of National Defence Mobilizing Insights in Defence and Security Scholarship Initiative	Department of National Defence (DND)	Canada Graduate Scholarships—Master's Program (CGS M) SSHRC Doctoral Awards (DOC) SSHRC Postdoctoral Fellowships (PDF)	CGS M = 27 MINDS Indigenous = 2 DOC = 46 PDF = 6	CGS M = 5 Indigenous = 2 DOC = 3 PDF = 1	CGS M 1 year Indigenous 1 year DOC 1 to 3 years PDF 2 years	DND: New awards $280,333.33 Ongoing awards $321,333.67	DND offers research training awards and supplements at the master's, doctoral and postdoctoral levels to social sciences and humanities students and researchers. Research must be related to the MINDS Policy Challenges, as well as Canada's Defence Policy: Strong, Secure, Engaged. The initiative's funding streams are associated with: CGS Master's, SSHRC Doctoral Awards and SSHRC Postdoctoral Fellowships. The initiative includes awards for successful CGS Master's candidates who self-identify as Indigenous and whose research aligns with Canada's defence policy areas.
Department of National Defence Research Initiative	Defence Research and Development Canada (DRDC)	Insight Development Grants (IDG) Insight Grants (IG)	IDG = 3 IG = 5	IDG = 0 IG = 0	IDG 1 to 2 years IG up 2 to 5 years	DRDC: Ongoing $290,057 No new funding was awarded by DRDC in 2024-25.	This initiative supports social sciences and humanities research and activities related to Defence Research and Development Canada's (DRDC) research priorities, including military personnel readiness, organizational and operational effectiveness, and human effectiveness in modern operations. Interested researchers submit their applications through SSHRC's Insight Research programs.

DRAFT

Joint Initiative	Partner(s)	Program(s) concerned	Number of eligible applications by type	Number awarded by type	Duration	Total SSHRC funding and/or partner(s) funding, if known	Additional Information
Knowledge Synthesis Grants (KSG) — Envisioning Governance Systems that Work (EGSW)	Stream 1 - Domestic: Canadian Institutes of Health Research (CIHR) Stream 2 - International: UK Research and Innovation's Arts and Humanities Research Council (UKRI-AHRC) UK Research and Innovation's Economic and Social Research Council (UKRI-ESRC)	KSG - EGSW	Stream 1 = 60 Stream 2 = 30 Amount requested from UKRI = £236,968	Stream 1: CIHR = 3 SSHRC = 25 Stream 2: UKRI = 22 (all 22 co-funded with SSHRC)	1 year	Stream 1: CIHR = $90,000 SSHRC = $733,935 Stream 2: 22 UKRI funding = £172,724 (all 22 co-funded with SSHRC) SSHRC funding = $343,776	This competition addressed one of the 16 global future challenges under the 2022-25 Action Plan of SSHRC's Imagining Canada's Future initiative. CIHR funds were transferred to SSHRC who is administering these grants. SSHRC funding details are provided in the Future Challenges section of this report.
Initiative for Digital Citizen Research	Canadian Heritage	SSHRC Doctoral Awards (DOC) SSHRC Postdoctoral Fellowships (PDF) Connection Grants (CG)	DOC = 22 PDF = 3 CG = 5	DOC =2 PDF = 1 CG = 2	1 year	Paid by Canadian Heritage: Talent: $30,000 Connection: $47,500	This was the last year for this initiative that supports the goals of the Department of Canadian Heritage's approach to protecting democracy and the Digital Citizen Initiative by funding selected research on issues related to online disinformation in Canada. In 2024-25, the initiative provided a maximum amount of $150,000.
John R. Evans Leaders Fund	Canada Foundation for Innovation (CFI)—John R. Evans Leaders Fund	Partnership Grants—Stage 2 (PG2) Insight Grants (IG)	PG2 = 1 IG = 2	PG2 = 0 IG = 1	PG2 4 to 7 years	CFI funding not known at this time	This fund offers infrastructure funding to support research and/or research-related partnership activities. Universities can submit proposals requesting up to $800,000, with a maximum total eligible cost of $2 million. The CFI accepts proposals requesting less than or equal to $75,000 from the social sciences, humanities and arts, and from those universities that have access to the Small Institution Fund.

DRAFT

Joint Initiative	Partner(s)	Program(s) concerned	Number of eligible applications by type	Number awarded by type	Duration	Total SSHRC funding and/or partner(s) funding, if known	Additional Information
Mitacs Accelerate	Mitacs	Partnership Grants—Stage 2 (PG2) Partnership Development Grants (PDG) Partnership Engage Grants (PEG) Insight Grants (IG) Insight Development Grants (IDG)	N/A	88	4 to 6 months	Mitacs and partner organizations: $1,280,000	This program supports research internships for students and postdoctoral researchers with for-profit corporations, eligible not-for-profit corporations, municipalities and hospitals in Canada. Holders of Partnership Grants, Partnership Development Grants, Partnership Engage Grants Insight Grants, and Insight Development Grants are eligible for a streamlined application process for Mitacs Accelerate internships. In 2024-25, the 88 awards included 17 participating postsecondary institutions and 22 internship host organizations from the public, private and not-for-profit sectors.
Mitacs Elevate	Mitacs	SSHRC Postdoctoral Fellowships (PDF)	N/A (no joint applications received)	N/A	N/A	N/A	SSHRC Postdoctoral Fellowship candidates working with Canadian business and/or not-for-profit organizations can apply simultaneously for a Mitacs Elevate fellowship, valued at $55,000 per year and tenable for up to two years, as well as for a SSHRC Postdoctoral Fellowship. Funds for Mitacs Elevate awards are provided in full by Mitacs. SSHRC's only involvement is to promote this Mitacs program to applicants.

DRAFT

Joint Initiative	Partner(s)	Program(s) concerned	Number of eligible applications by type	Number awarded by type	Duration	Total SSHRC funding and/or partner(s) funding, if known	Additional Information
Mitacs Training	Mitacs	SSHRC Doctoral Awards (DOC) SSHRC Postdoctoral Fellowships (PDF)	N/A	N/A	N/A	N/A	This initiative offers access to a two-year program that consists of online networking and training activities, focusing on developing skills in leadership, communication, management and entrepreneurship. SSHRC's only involvement is to promote this Mitacs program to applicants. All successful applicants to both the SSHRC Doctoral Awards and Postdoctoral Fellowships programs are invited to learn more about this training program as part of their results package.

DRAFT

Joint Initiative	Partner(s)	Program(s) concerned	Number of eligible applications by type	Number awarded by type	Duration	Total SSHRC funding and/or partner(s) funding, if known	Additional Information
National Science Foundation Global Centres II - Bioeconomy	National Science Foundation (NSF) Natural Sciences and Engineering Research Council of Canada (NSERC) National Endowment for the Humanities (NEH), Research Council Finland (RCF), Innovation Funding Agency Business Finland (BF), Japan Science and Technology Agency (JST), National Research Foundation of Korea (NRF), Ministry of Science and Information and Communication Technology of the Republic of Korea (MSIT), and UK Research and Innovation's (UKRI) Biotechnology and Biological Sciences Research Council (BBSRC)	N/A	SSHRC = 36	SSHRC = 4	5 years	SSHRC: $2,116,700	This joint initiative provided an opportunity for international, interdisciplinary teams to use knowledge and research on the bioeconomy to address a global challenge facing humanity. NSF Global Centres grants support the creation of international hubs of research excellence that advance knowledge, empower communities, and generate discovery and innovative solutions at a regional and/or global scale.

DRAFT

Joint Initiative	Partner(s)	Program(s) concerned	Number of eligible applications by type	Number awarded by type	Duration	Total SSHRC funding and/or partner(s) funding, if known	Additional Information
Open Research Area 8th Call for Proposals	Agence nationale de la recherche (ANR, France); Deutsche Forschungsgemeinschaft (DFG, Germany); UKRI Economic and Social Research Council (ESRC, UK); and Japan Society for the Promotion of Science (JSPS) as an associate partner.	N/A	119 eligible applications with a Canadian team	8	2 to 3 years	SSHRC: $3,520,043	This is the eighth round of the Open Research Area call to support international teams undertaking high-quality research projects in any social science discipline, on any topic (hence "Open Research Area").
Parliamentary Internship Programme	Parliamentary Internship Programme (PIP)	N/A	1	1	1 year	SSHRC: $66,000	This program offers internships to a group of young professionals on Parliament Hill. During their internship, the interns take part in one of the most comprehensive postgraduate work-study experiences in Canada while working with Members of Parliament on both sides of the House. Additionally, they take part in academic seminars, write research papers and participate in legislative tours and exchanges across Canada and abroad.
Research on Research Joint Initiative	Canadian Institutes of Health Research (CIHR) Michael Smith Health Research BC	N/A	137	TBC	3 years	$200,000 per grant over 3 years), co-funded by SSHRC, CIHR, and Michael Health Research BC	This program aims to support meta research in the Canadian context. The evaluation meetings are taking place May 20 and May 23, 2025. The number of grants to be awarded is dependent upon budget availability among the partners – at minimum, approximately 9. Michael Health Research BC may co-fund multiple grants alongside CIHR and SSHRC, or may fully fund one grant, depending upon results of the evaluation meetings.

DRAFT

Joint Initiative	Partner(s)	Program(s) concerned	Number of eligible applications by type	Number awarded by type	Duration	Total SSHRC funding and/or partner(s) funding, if known	Additional Information
Sport Participation Research Initiative (SPRI)	Sport Canada	Insight Grants (IG) Doctoral Fellowships (DOC) SSHRC Postdoctoral Fellowships (PDF)	IG = 17 DOC= 14 PDF = 1	IG = 10 DOC = 10 PDF = 0	IG 2 to 5 years DOC 1 year PDF 1 year	Sport Canada = $483,724	This initiative supports the goals of the Canadian Sport Policy by funding selected research related to enhancing participation in sport in Canada. SPRI doctoral award and postdoctoral fellowships supplements are held for 12 months and are worth up to $10,000 in addition to the annual value of the SSHRC award. SPRI research grant supplements worth up to $20,000 are available to successful IG recipients. SPRI research grants, worth up to $250,000 over three years, are available for IG applicants whose applications were recommended by the SSHRC merit review committee but did not receive funding.
Strengthening the Health Workforce for System Transformation	CIHR (lead agency)	N/A	22	2	4 years	SSHRC: $1,499,501	This funding opportunity supports research that strengthens the health workforce, essential to advancing the Quadruple Aim and health equity for health system transformation. SSHRC contribution was a maximum of $1,500,000 to fund up to two full applications deemed relevant to the SSHRC pool entitled Equitable, Diverse and Inclusive Health Workforce.

DRAFT

Joint Initiative	Partner(s)	Program(s) concerned	Number of eligible applications by type	Number awarded by type	Duration	Total SSHRC funding and/or partner(s) funding, if known	Additional Information
Trans-Atlantic Platform, Democracy Governance and Trust	National & international partners	N/A	65	12	2-3 years	SSHRC: $2,286,960	This call seeks to understand specifically how democracy, governance and trust are integral to the tackling of both short-term crises and long-term challenges and are themselves a focus of the discontent and disruption facing many societies. It aims to deepen and widen our knowledge and understanding of opportunities, challenges, and crises, relevant to democracy, governance and trust.

DRAFT

SSHRC's Merit review committee members in 2024-25

Number of competitions: **22**
Number of committees: **113**
(9 committees were English-only)
Total number of committee members: **1,063**
(**34** from international institutions)
Average age[1]: **47.1**
Average number of times served[2]: One: **59%;** Two: **24%;** Three: **10%;** Four: **4%**; More than **4: 3%**
Average acceptance rate: **30%**
Average rate of returning members[3]: **36%**

Self-identification[4]

50.7% Women
40.5% Men
2.3% Other gender identity[5]
3.9% Indigenous persons
10.9% Persons with disabilities
17.8% Racialized people
2.8% Black persons
8.1% Prefer not to answer (on average, to designated group questions)

Language profile[6]

English: **76%**
French: **24%**

Self-reported linguistic capabilities

English: speak **99%**, read **>99%**, write **99%**, aural **99%**
French: speak **71%**, read **84%**, write **63%**, aural **80%**

Sectoral representation

99.1% Postsecondary
< 1% Industry
< 1% Not-for-profit
< 1% Public

Institutional representation[7]

42.1% Large
26.7% Medium
22.7% Small
1.3% College
3.3% International
3.9% Other

Institutional positions

28.9% Full Professor
39.2% Associate Professor
21.7% Assistant Professor
< 1% Adjunct Professor
9.6% Other

---

[1] Based on 705 responses to the question in the tri-agency self-identification questionnaire completed in 2024-25
[2] Based on 399 responses to the 2024-25 merit review experience surveys.
[3] Defined as members who served on a funding opportunity committee in the previous round/cycle.
[4] Based on 852 completed tri-agency self-identification questionnaires.
[5] The Other category includes the following responses: Gender-fluid, Nonbinary, Two-Spirit, Trans man, Trans woman and "I don't identify with any option provided." Self-identification data is Protected B and we do not disclose an aggregated data point that groups fewer than 10 people (<10).
[6] Based on committee members' first official language of correspondence. Data on linguistic capabilities has been added to provide a portrait of bilingualism, as self-reported by participating committee members.
[7] The Canada Research Chairs definition is used to define the institution size. Colleges are based on an internal list of colleges. International institutions are based on information in our database (organization country); it also includes international colleges.

Disciplinary backgrounds

SOCIAL SCIENCES	68.9%
Education	16.2%
Management, Business, Administrative Studies	13.0%
Psychology	12.4%
Political Science	8.7%
Sociology	8.0%
Economics	7.6%
Anthropology	5.8%
Linguistics	5.8%
Law	4.8%
Social Work	4.3%
Urban and Regional Studies, Environmental Studies	3.5%
Geography	3.2%
Criminology	2.1%
Archaeology	1.9%
Demography	1.2%
Industrial Relations	0.8%
Folklore	0.6%

HUMANITIES	26.1%
Fine Arts	25.5%
History	19.3%
Communications and Media Studies	18.2%
Literature and Modern Languages	15.0%
Philosophy	8.4%
Classics, Classical & Dead Languages	3.3%
Religious Studies	3.3%
Library and Information Science	2.9%
Mediaeval Studies	2.9%
Archival Science	1.1%

Interdisciplinary	4.2%

Other	0.9%

Percentages are calculated based on member participation and the number of participants who identified these subject areas as one of their main disciplines, with the breakdown by discipline provided in the tables above. Individuals participating on more than one committee during the year are counted each time they participate. There were no significant changes since last year.

Committee Member Survey 2024-25: Results on Key Questions

399 committee member surveys completed

13 competitions surveyed

42% response rate

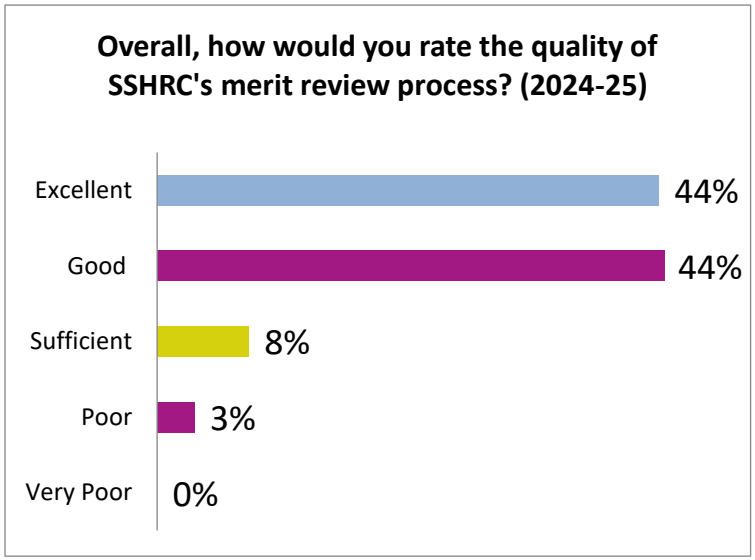

Graph 1

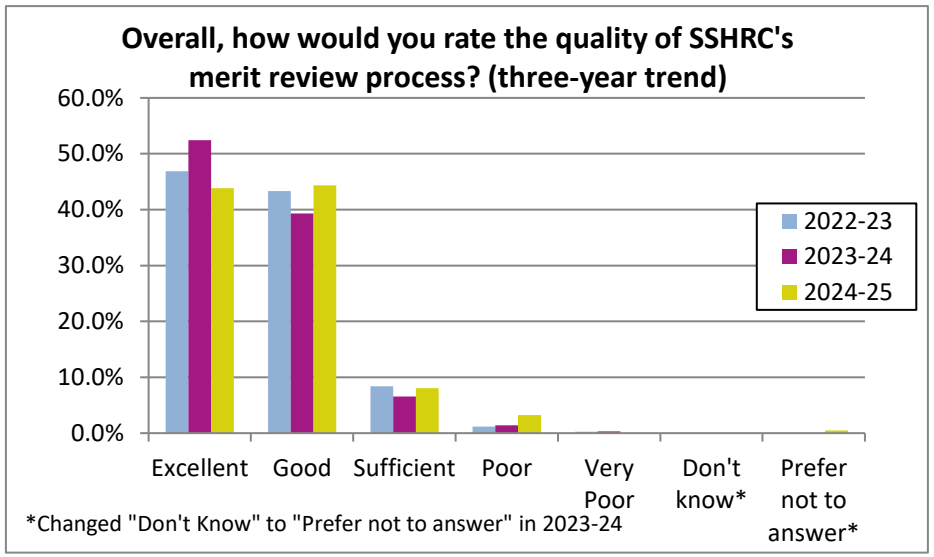

Graph 2

Description of graphs:

1. Bar graph 1 shows in 2024-25 how committee members rated the quality of SSHRC's merit review process: 44% rated it as excellent, 44% as good, 8% as sufficient, 3% as poor, and none as very poor.
2. Bar graph 2 shows the three-year trend from 2022-23 to 2024-25 of how committee members rated the quality of SSHRC's merit review process. Since the previous year, in 2024-25 a rating of excellent by committee members decreased from 52% to 44%, good increased from 39% to 44%, sufficient increased from 7% to 8%, and poor increased from 1% to 3%.

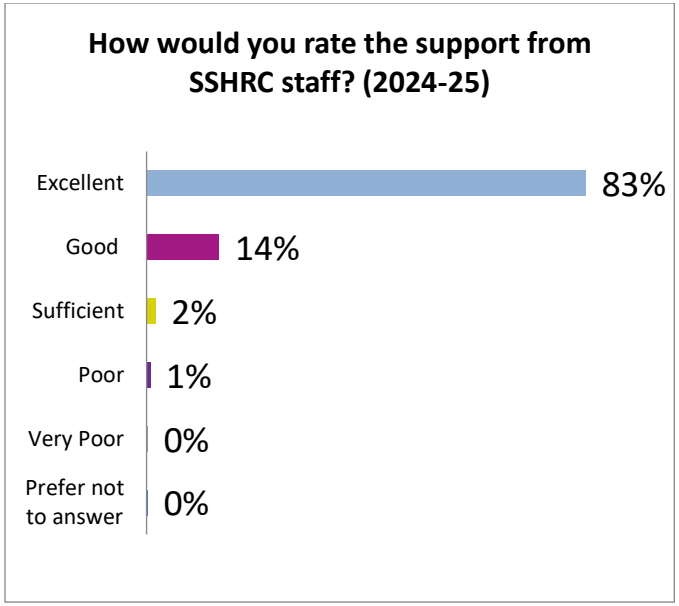

Graph 1

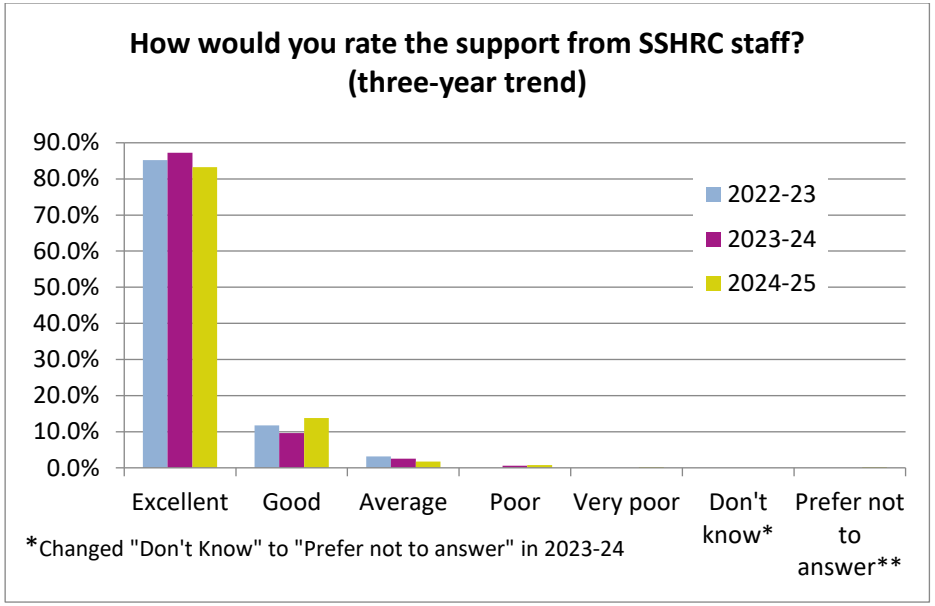

Graph 2

Description of graphs:

1. Bar graph 1 shows in 2024-25 how committee members rated the support from SSHRC staff: 83% rated it as excellent, 14% as good, 2% as sufficient, 1% as poor, and none as very poor.
2. Bar graph 2 shows the three-year trend from 2022-23 to 2024-25 of how committee members rated the support from SSHRC staff. Since the previous year, in 2024-25 a rating of excellent by committee members decreased from 87% to 83%, good increased from 10% to 14%, average decreased from 3% to 2%, poor increased very slightly to 1% from less than 1%.

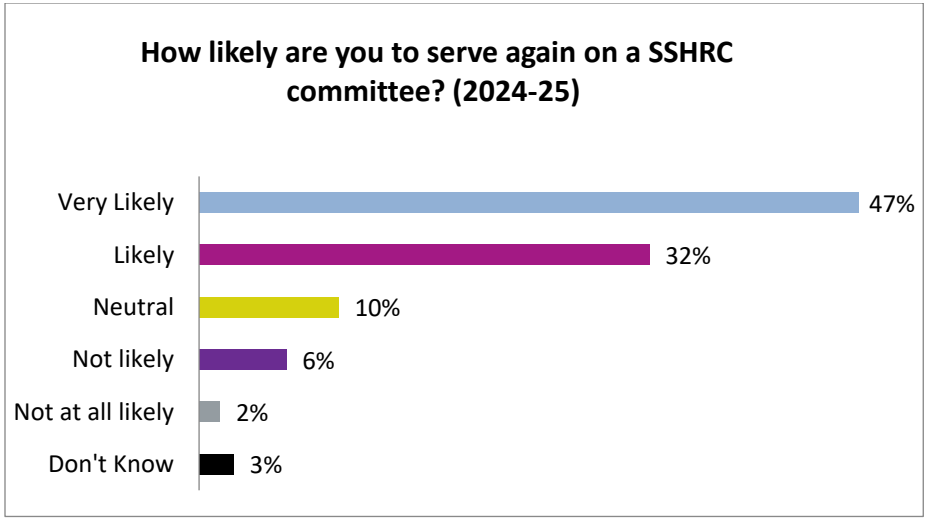

Graph 1

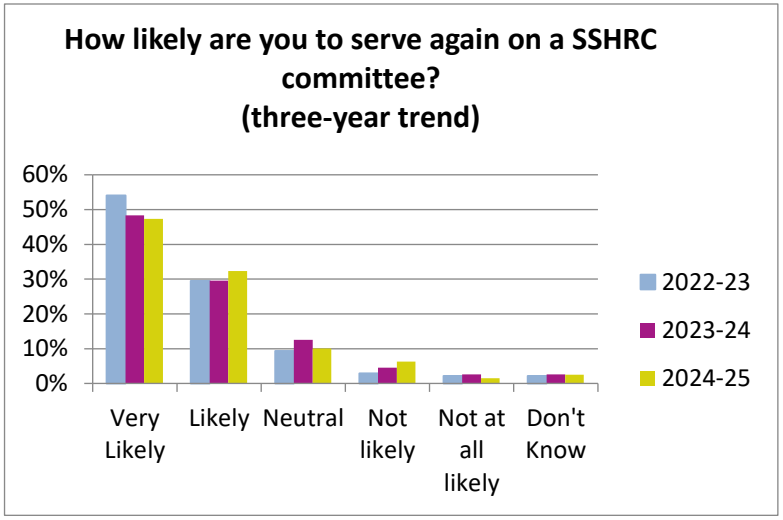

Graph 2

Description of graphs:

1. Bar graph 1 shows in 2024-25 how likely committee members are to serve again: 47% would be very likely, 32% would be likely, 10% were neutral, 6% were not likely, 2% were not at all likely, and 3% did not know
2. Bar graph 2 shows the three-year trend from 2022-23 to 2024-25 of how likely committee members are to serve again. Since the previous year, in 2024-25 a response by committee members of very likely to serve again decreased slightly from 48% to 47%, likely serve again increased from 30% to 32%, neutral decreased from 13% to 10%, not likely increased slightly from 5% to 6%, not at all likely decreased slighlty from 3% to 2%, and don't know remained at 3%.

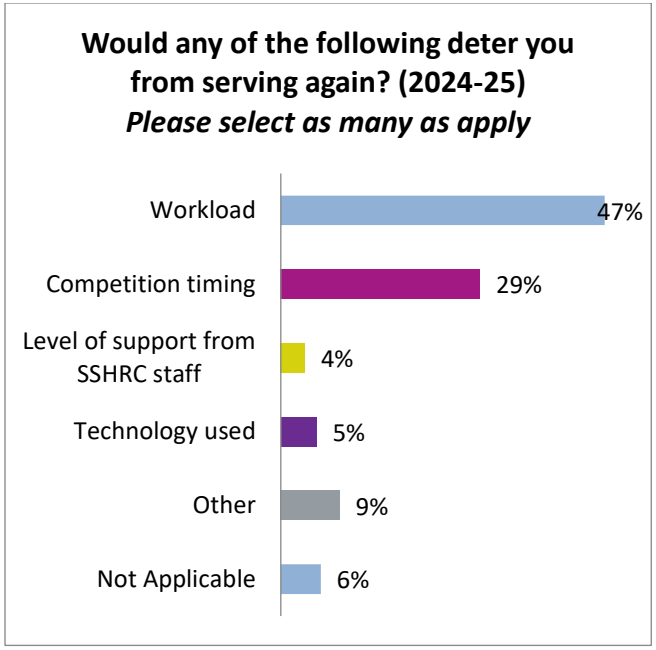

Graph 1

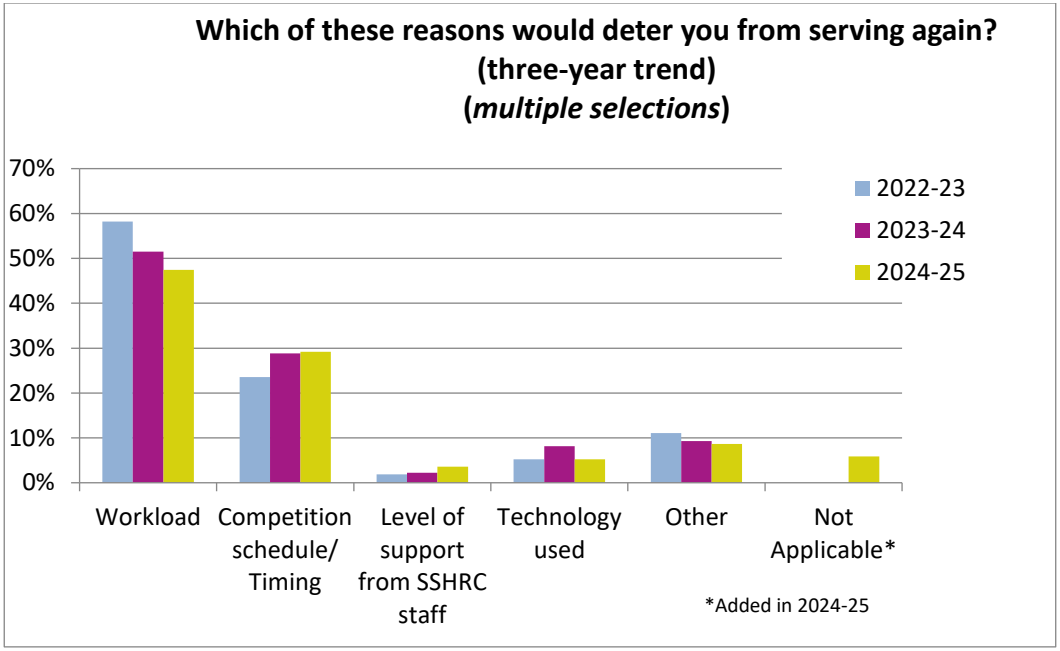

Graph 2

Description of graphs:

1. Bar graph 1 shows in 2024-25 reasons deterring committee members from serving again (they could select as many as apply): 47% cited workload, 29% competition timing, 4% level of support from SSHRC staff, 5% technology used, 9% other, and 6% not applicable.
2. Bar graph 2 shows the three-year trend from 2022-23 to 2024-25 of reasons deterring committee members from serving again (they could select as many as apply). Since the previous year, in 2024-25 a response by committee members citing workload decreased from 51% to 47%, competition timing remained at 29%, level of support from SSHRC staff increased from 2% to 4%, technology used decreased from 8% to 5%, and other remained at 9%.

Committee Member Workload

SSHRC continues to monitor the workload of committee members, recognizing the significant time commitment involved in the merit review process. The number of applications assigned to committee members varies based on the length of the application for the funding opportunity. As indicated by responses in the committee member survey, 47% of survey respondents in 2024-25 cited "workload" as a reason that would deter them from serving again (n = 399, 939 invited, 42% response rate). Last year, 51% of survey respondents cited workload in response to the same question (n = 352). SSHRC will continue to monitor workload and explore ways to maintain appropriate workload demands.

Workload trends from 2020-21 to 2024-25

The following tables and graphs present the **average number of applications assigned to committee members for review**. In general, in 2024-25 many committees had a slight increase in member workload, including SSHRC Postdoctoral Fellowships, SSHRC Doctoral Fellowships, Impact Awards, Insight Grants, Insight Development Grants, Partnership Development Grants and Connection Grants.

Research Training and Talent Development	2020-21	2021-22	2022-23	2023-24	2024-25
SSHRC Postdoctoral Fellowships	30.0	23.7	19.7	22	30.7
SSHRC Doctoral Fellowships	42.0	40.6	37.8	33.6	36
Impact Awards	19.8	18.8	17.7	16	20.5

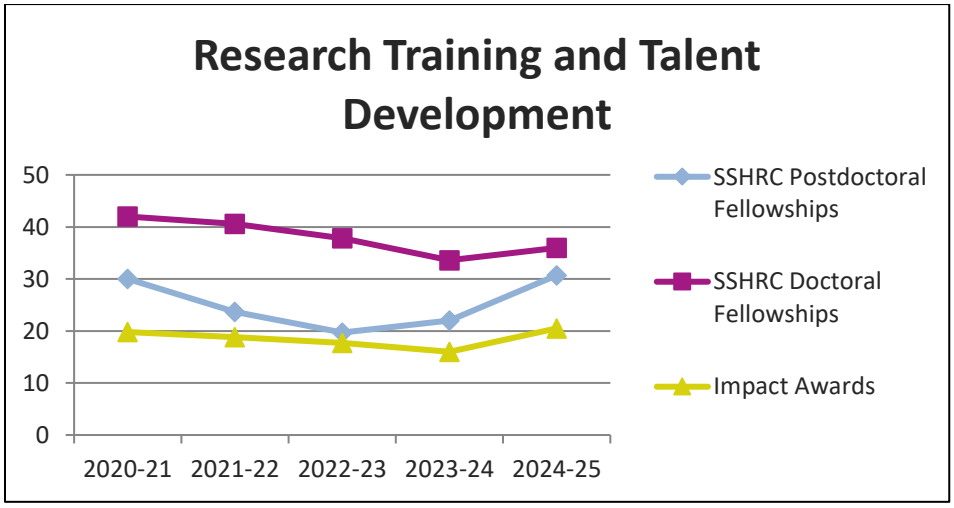

The three line graph above shows workload trends from 2020-21-20 to 2024-25 for Research Training and Talent Development and the average number of applications assigned to committee members. Since the previous year, in 2024-25 the average number of applications assigned for SSHRC Postdoctoral Fellowships rose from 22 to 30.7, for SSHRC Doctoral Fellowships it rose from 33.6 to 36, and for Impact Awards it rose from 16 to 20.5.

Insight Research	2020-21	2021-22	2022-23	2023-24	2024-25
Insight Grants	12.7	11.6	11.5	14.3	14.7
Insight Development Grants	13.6	17.1	15.8	17.1	19.3

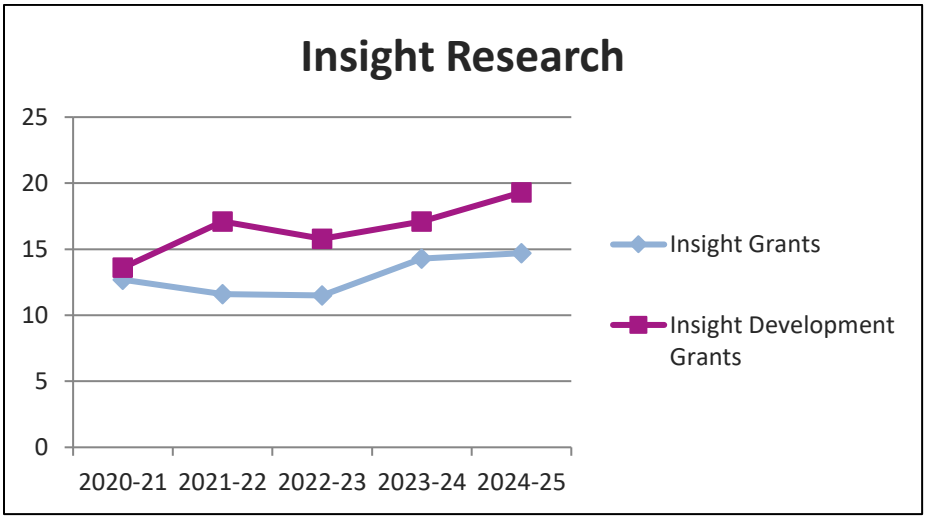

The double-line graph above shows workload trends from 2020-21 to 2024-25 for Insight Research and the average number of applications assigned to committee members. Since the previous year, in 2024-25 the average number of applications assigned for Insight Grants rose slightly from 14.3 to 14.7, and for Insight Development Grants it rose from 17.1 to 19.3.

Research Partnerships	2020-21	2021-22	2022-23	2023-24	2024-25
Partnership Grants[a]	18.8	14.8	15.0	17.4	16
Partnership Development Grants	20.3	17.1	16.2	17.4	17.9
Partnership Engage Grants	8.4[b]	8.9	11.7[c]	12.5[c]	11.6
Connection Grants	8.4	10.6	9.4	10.6	12

[a] Based on stage 1 applications only.
[b] Based on Partnership Engage Grants and COVID-19 competitions.
[c] Based on regular Partnership Engage Grants competitions only.

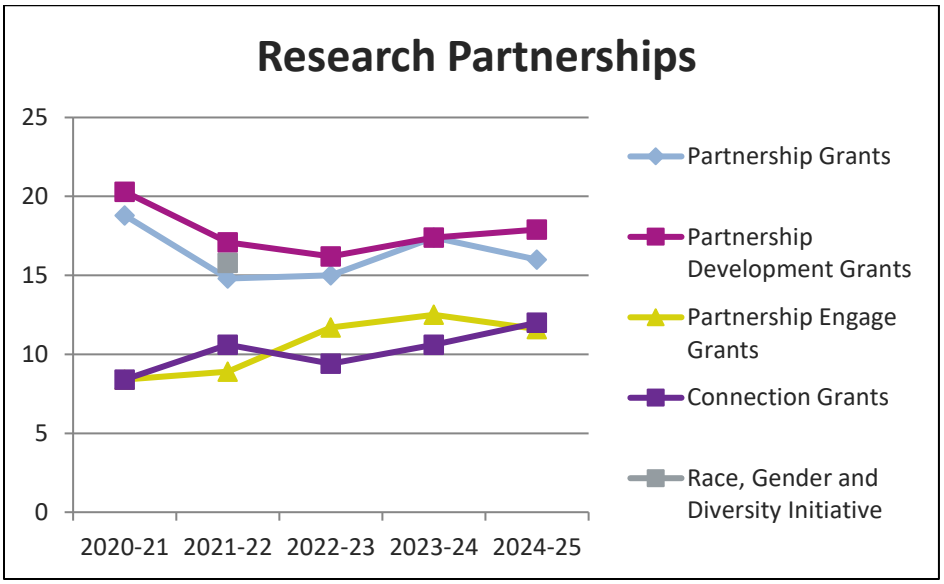

The four line graph above shows workload trends from 2020-21 to 2024-25 for Research Partnerships and the average number of applications assigned to committee members. Since the previous year, in 2024-25 the average number of applications assigned for Partnership Grants fell from 17.4 to 16, for Partnership Development Grants it rose from 17.4 to 17.9, for Partnership Engage Grants it fell from 12.5 to 11.6, and for Connection Grants it rose from 10.6 to 12.

Future Challenges	2020-21	2021-22	2022-23	2023-24	2024-25
Knowledge Synthesis Grants (competition details in table below)	14.5	15.1	13.1	9.8	10

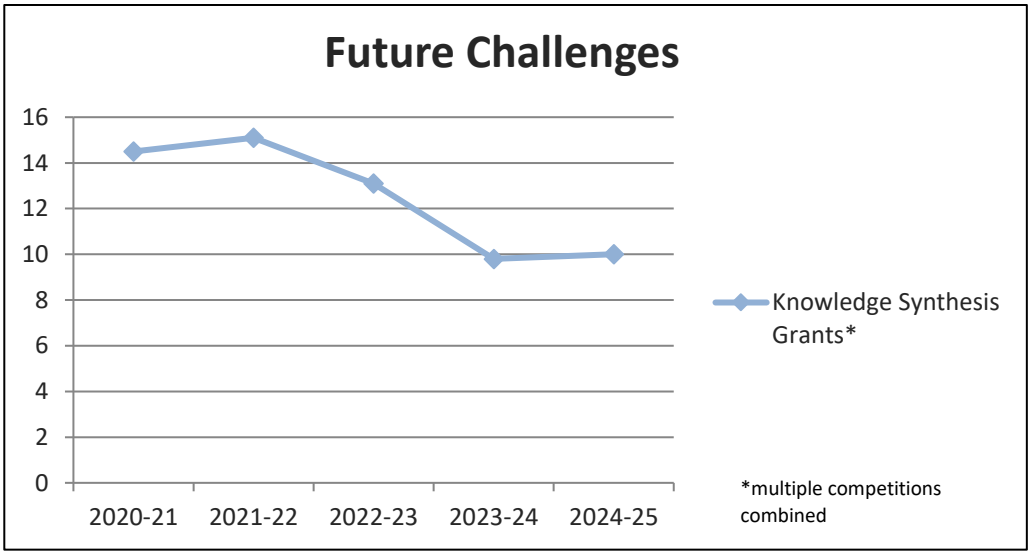

A single line graph showing workload trends from 2020-21 to 2024-25 and average number of applications assigned to committee members for the Future Challenges Divison. Since the previous year, in 2024-25 the average number of applications assigned for for Knowledge Synthesis Grants increased slightly from 9.8 to 10.

*Note: in 2020-21 and 2022-23 there was more than one competition (see details in the table below).

Knowledge Synthesis Grants— competition details:

Future Challenges	2020-21 Digital Skills	2020-21 Mobility and Public Transit	2021-22 Emerging Asocial Society	2022-23 Gender-Based Violence	2022-23 Shifting Dynamics of Privilege and Marginalization	2023-24 Evolving Narratives of Cultures and Histories	2024-25 Envisioning Governance Systems that Work
Knowledge Synthesis Grants	16.1	11.3	15.1	14.2	11.7	9.8	10

Self-identification Data

The tables in this section report on data collected from the tri-agency self-identification questionnaire and uses the same terminology as is used in the tri-agency self-identification questionnaire unless otherwise specified. This was SSHRC's sixth year of collecting self-identification data from applicants and committee members.

2024-25 competition cycle aggregate data by program

Research Training and Talent Development

Indicator	Women	Indigenous persons	Persons with disabilities	Racialized people	Black persons
Application Rate	65.0%	4.3%	20.0%	26.0%	3.9%
Award Rate	67.5%	5.0%	19.8%	25.0%	4.6%
Committee Members	46.9%	-	10.3%	12.0%	-

Notes: 6,427 applications, 2,597 awards and 175 committee members with self-identification data. On average, 4.1% of applicants and 3.9% of awardees preferred not to answer.

Insight Research

Indicator	Women	Indigenous persons	Persons with disabilities	Racialized people	Black persons
Application Rate	50.1%	1.4%	7.7%	29.7%	5.8%
Award Rate	51.9%	1.8%	8.6%	28.1%	4.0%
Committee Members	52.5%	4.2%	9.6%	23.4%	3.6%

Notes: 3,089 applications, 1,283 awards and 385 committee members with self-identification data. On average, 8.9% of applicants and 8.7% of awardees preferred not to answer.

Research Partnerships

Indicator	Women	Indigenous persons	Persons with disabilities	Racialized people	Black persons
Application Rate	57.2%	2.8%	8.1%	19.6%	4.2%
Award Rate	60.0%	3.4%	8.3%	18.3%	4.3%
Committee Members	51.7%	-	13.0%	14.0%	-

Notes: 1,756 applications, 738 awards and 292 committee members with self-identification data. On average, 8.3% of applicants and 7.6% of awardees preferred not to answer.

Aggregate data over three years

Women

Indicator	2022-23	2023-24	2024-25
Application Rate	61.5%	60.0%	59.8%
Award Rate	62.9%	61.7%	62.1%
Committee Members	50.8%	51.6%	50.7%

Indigenous persons

Indicator	2022-23	2023-24	2024-25
Application Rate	3.0%	3.6%	3.3%
Award Rate	3.4%	4.2%	3.9%
Committee Members	4.4%	3.7%	3.9%

Persons with disabilities

Indicator	2022-23	2023-24	2024-25
Application Rate	13.0%	13.9%	14.9%
Award Rate	12.0%	14.3%	14.9%
Committee Members	9.1%	9.6%	10.9%

Racialized people

Indicator	2022-23	2023-24	2024-25
Application Rate	23.0%	25.0%	26.1%
Award Rate	21.1%	23.7%	24.8%
Committee Members	17.1%	16.0%	17.8%

Black persons

Indicator	2022-23	2023-24	2024-25
Application Rate	4.0%	4.2%	4.5%
Award Rate	3.4%	4.5%	4.4%
Committee Members	4.7%	3.7%	2.8%

Institutional Representation Data

This report uses the institution size classification from the Canada Research Chairs (CRC) program to define the institution size. This classification defines the size of institutions according to the following criteria:

- Large institutions are defined as those **receiving 40 chair allocations or more.**
- Medium institutions are defined as those **receiving between 11 to 39 chair allocations.**
- Small institutions **receive 10 chair allocations or less.**
- Other institutions **do not meet the financial threshold of at least $100,000 of tri-agency funding.**

Colleges are based on an internal list of colleges. International institutions are based on the information in SSHRC's database, which includes international colleges.

The International category includes universities and colleges of unknown size located outside Canada. The Other category includes Indigenous organizations, associations, charitable organizations, federal/provincial/territorial governments, government agencies, hospitals, learning associations, not-for-profit organizations, publishers, private businesses, relief or aid agencies, research organizations and universities of unknown size.

2024-25 competition cycle aggregate data by program

Research Training and Talent Development

Indicator	Large	Medium	Small	College	Intl.	Other
Application Rate	55.9%	25.1%	3.9%	< 0.1%	14.2%	0.8%
Award Rate	60.1%	24.7%	3.3%	0.0%	11.3%	0.6%
Committee Members	43.6%	22.6%	16.9%	0.5%	13.3%	3.1%

Notes: 3,142 applications, 1,147 awards and 195 committee members.

Insight Research

Indicator	Large	Medium	Small	College	Intl.	Other
Application Rate	55.0%	27.5%	14.8%	0.6%	-	2.1%
Award Rate	60.2%	28.1%	10.2%	0.2%	-	1.3%
Committee Members	46.2%	28.9%	21.7%	0.4%	0.2%	2.7%

Notes: 3,089 applications, 1,283 awards and 526 committee members.

Research Partnerships

Indicator	Large	Medium	Small	College	Intl.	Other
Application Rate	46.9%	31.2%	17.4%	1.8%	-	2.7%
Award Rate	51.8%	30.1%	15.9%	0.4%	-	1.9%
Committee Members	35.1%	25.8%	27.5%	3.2%	2.3%	6.1%

Notes: 1,756 applications, 738 awards and 342 committee members.

Representation of Canadian social sciences and humanities faculty by institution size

Institution size and type[a]	Number of institutions[b]	Faculty members	% of faculty members[c]	% representation of SSHRC committee members in 2024-25 competitions[d]
Large	16	10,704	43.4%	41.9%
Medium	18	7,815	31.7%	25.7%
Small	43	5,004	20.3%	22.7%

Source: Statistics Canada, Full-Time: University and College Academic Staff System (FT-UCASS) 2019-20
[a] Based on the CRC categorization.
[b] UCASS data from 100 institutions, including 16 large, 18 medium and 43 small institutions under the CRC categorization.
[c] Percentages are based on the total faculty members reported across the 100 institutions by UCASS, hence the total does not sum to 100%.
[d] Percentages are based on the total number of committee members; hence the total does not sum to 100%.

Aggregate data over three years

Application rate

Institution Size	2022-23	2023-24	2024-25
Large	54.1%	55.4%	53.7%
Medium	28.8%	27.5%	27.3%
Small	9.3%	10.0%	11.0%
College	0.7%	0.5%	0.6%
International	5.6%	4.9%	5.6%
Other	1.6%	1.7%	1.8%

Award rate

Institution Size	2022-23	2023-24	2024-25
Large	56.3%	58.3%	58.3%
Medium	29.8%	28.7%	27.7%
Small	7.9%	7.7%	8.9%
College	0.5%	0.3%	0.2%
International	4.3%	3.9%	4.2%
Other	1.1%	1.1%	1.2%

Committee members

Institution Size	2022-23	2023-24	2024-25
Large	44.3%	43.0%	42.1%
Medium	28.5%	27.6%	26.7%
Small	18.0%	20.0%	22.7%
College	0.9%	2.1%	1.3%
International	3.6%	4.2%	3.3%
Other	4.7%	3.1%	3.9%

Language Profile Data

The language of the application corresponds to the language of the application form and does not necessarily reflect the language of the texts submitted as part of the application.

2024-25 competition cycle aggregate data

	English	French	Overall
Application success rate	40.1%	45.2%	41.0%
Application rate	83.2%	16.8%	100%
Award rate	81.5%	18.5%	100%
Correspondence language of committee members	76.1%	23.9%	100%

Notes: 11,272 applications, 4,618 awards and 1,063 committee members.

Applications submitted in French by program and region of the administering organization

The columns in the tables below should be considered independently from each other. They correspond to the success rate, application rate and award rate of **applications submitted in French for each region**. Therefore, it is normal that the percentages in rows do not add to 100%.

Research Training and Talent Development

Indicator	Québec (n=393)	Outside Québec (n=104)	Total (n=497)
Application success rate	45.5%	31.7%	42.7%
Application rate	79.1%	20.9%	100%
Award rate	84.4%	15.6%	100%

Insight Research

Indicator	Québec (n=307)	Outside Québec (n=67)	Total (n=374)
Application success rate	43.3%	35.8%	42.0%
Application rate	82.1%	17.9%	100%
Award rate	84.7%	15.3%	100%

Research Partnerships

Indicator	Québec (n=369)	Outside Québec (n=50)	Total (n=419)
Application success rate	49.3%	36.0%	47.7%
Application rate	88.1%	11.9%	100%
Award rate	91.0%	9.0%	100%

Aggregate data over three years by program for language of application (for both official languages)

Research Training and Talent Development

English	2022-23	2023-24	2024-25
Application success rate	44.2%	41.3%	39.4%
Application Rate	83.0%	83.2%	82.9%
Award Rate	80.8%	81.0%	80.8%

French	2022-23	2023-24	2024-25
Application success rate	51.4%	48.3%	45.4%
Application Rate	17.0%	16.7%	17.1%
Award Rate	19.2%	19.0%	19.2%

Insight Research

English	2022-23	2023-24	2024-25
Application success rate	49.4%	40.0%	41.5%
Application Rate	84.9%	87.2%	87.9%
Award Rate	83.9%	86.4%	87.8%

French	2022-23	2023-24	2024-25
Application success rate	53.3%	42.9%	42.0%
Application Rate	15.1%	12.8%	12.1%
Award Rate	16.1%	13.6%	12.2%

Research Partnerships

English	2022-23	2023-24	2024-25
Application success rate	66.3%	44.4%	39.1%
Application Rate	77.3%	79.2%	75.5%
Award Rate	74.1%	76.3%	71.5%

French	2022-23	2023-24	2024-25
Application success rate	79.1%	52.6%	47.9%
Application Rate	22.7%	20.8%	24.5%
Award Rate	25.9%	23.7%	28.5%

Methodology

The data included in the self-identification, institutional representation, and language profile tables are rates (percentages) that have generally been rounded to the first decimal. Therefore, totals may not add to exactly 100%. The tables report on these indicators:

Application Rate

The number of eligible applications for a specific group divided by the total number of eligible applications, times 100. The number of applications include only eligible applications; ineligible or withdrawn applications are not included.

Award Rate

The number of awards for a specific group divided by the total number of awards, times 100. The number of awards is drawn immediately following merit review; awards resulting from the allocation of additional funding later in the funding cycle are not included.

Committee Members

The number of committee members for a specific group divided by the total number of committee members, times 100.

Success Rate

The number of awards for a specific group divided by number of eligible applications for that same specific group, times 100.

Application and award rates are meant as comparators. If the award rate is larger than the application rate, this indicates that the specific group received a larger proportion of awards compared to the proportion of applications they represent.

Success rates are dependant on application pressure and available funds. Higher application pressure will generally use up available funds faster and decrease the success rate. Therefore, caution is advised when comparing success rates over time and between different funding opportunities.

Other notes:

1. In this report, the term “racialized people” is used in reference to self-identification data collected under the category of “Visible Minority” in the tri-agency self-identification questionnaire. The terms “visible minority” and “members of visible minorities” have been commonly used in Canada because of their legal and statistical significance. However, it is widely recognized that these terms are outdated. As a step forward in the modernization of the *Employment Equity Act*, the federal government has committed to replacing the term “members of visible minorities” with “racialized people” and updating the corresponding definition in the *Employment Equity Act*, in response to the findings of the Employment Equity Act Review Task Force.
2. This year’s self-identification section includes a category for researchers or student applicants and committee members who self-identified as Black as a step toward presenting disaggregated data on racialized people and contributing to advancing an action plan for Black researchers.
3. For each table, the denominators (N) are included: the total number of eligible applications, the total number of awards and the total number of committee members. If the numerator (the number of

eligible applications, awards of committee members for a specific group) is fewer than 10 for a given cell, the information is redacted in compliance with the agency's guidelines on data suppression for privacy and noted as " – ".

4. The sections on self-identification, institutional representation and language profile present data at the program level. Data reported by program group the following funding opportunities, unless otherwise indicated:
   - **Research Training and Talent Development**: SSHRC Postdoctoral Fellowships, SSHRC Doctoral Awards (SSHRC Doctoral Fellowships and Canada Graduate Scholarships – Doctoral), Canada Graduate Scholarships - Master's*, Impact Awards**
   - **Insight Research**: Insight Grants, Insight Development Grants
   - **Research Partnerships**: Partnership Grants, Partnership Development Grants, Partnership Engage Grants, Connection Grants, Knowledge Synthesis Grants*** – Envisioning Governance Systems that Work

*Note that Canada Graduate Scholarships - Master's is excluded from institutional representation and language profile data because applicants can submit up to three applications to three different institutions.

**Impact Awards are not included in any of the data given their uniqueness of offering only one award for each prize, with the exception of data on committee members in which it is included. Where it has been excluded, there is expected to be minimal impact on the percentages.

***Knowledge Synthesis Grants are not included in the three-year aggregate data to allow comparison over time with past data (given the nature of each competition having a targeted theme making comparison over time less helpful), with the exception of data on committee members in which it is included. Where it has been excluded, there is expected to be minimal impact on the percentages.