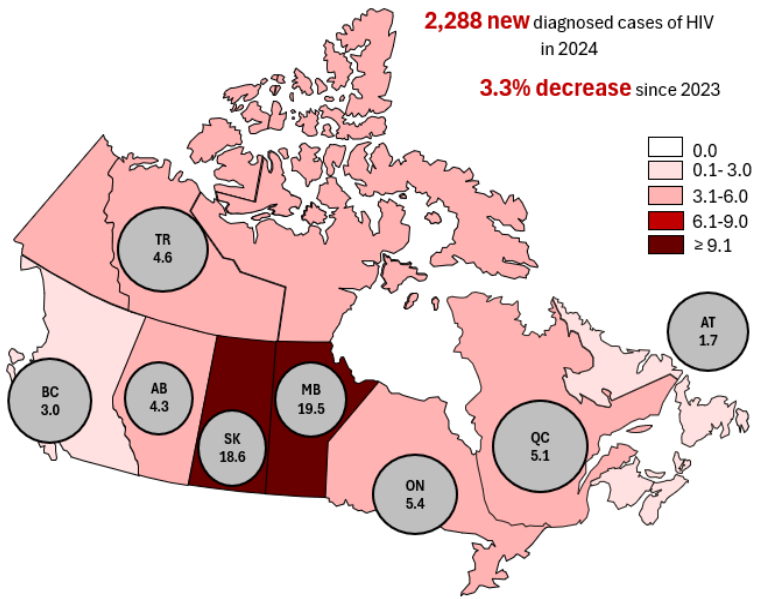


HIV in Canada: 2024 Surveillance Highlights

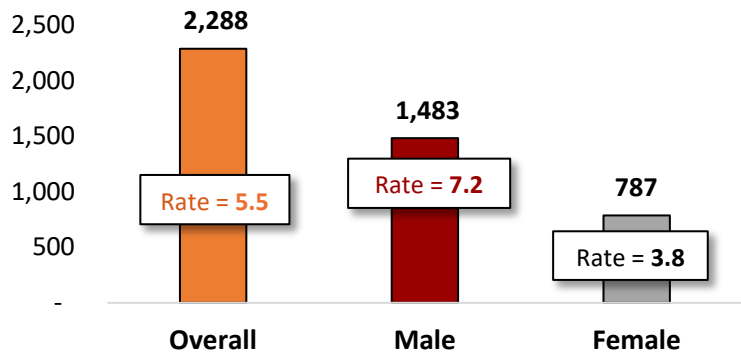
© His Majesty the King in Right of Canada, as represented by the Minister of Health, 2025 | CAT: HP37-50E-PDF | ISSN: 2817-836X | PUB: 250288 | Eng | PDF

National rate per 100,000 population: 5.5

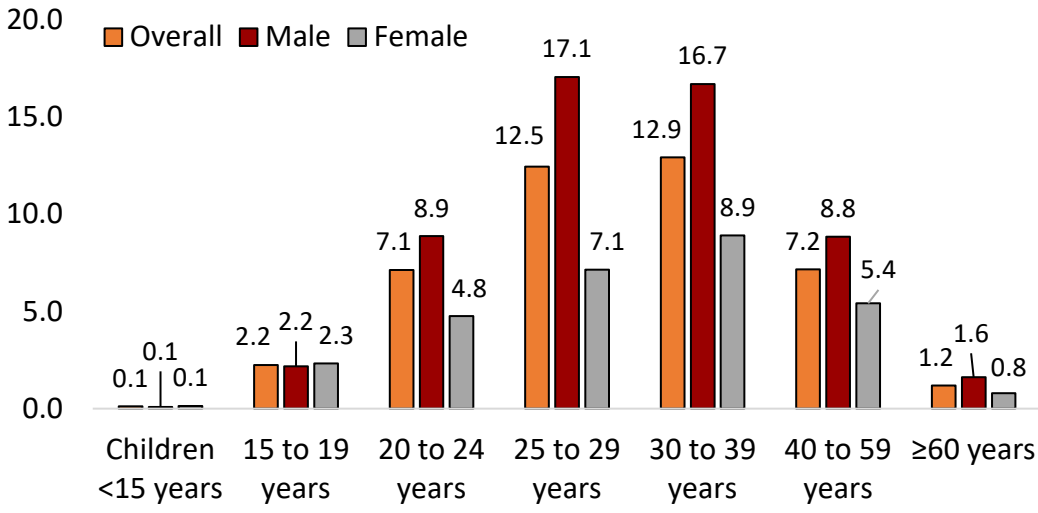


Data for 2024 excludes cases that have been previously diagnosed outside of Canada (e.g., prior to immigration) or in another province/territory, when known. Data presented do not account for age and sex rate variations between provinces and territories. If discrepancies exist between data summarized and provincial or territorial reports, the most recent provincial or territorial report should be utilized. TR: Territories, AT: Atlantic provinces

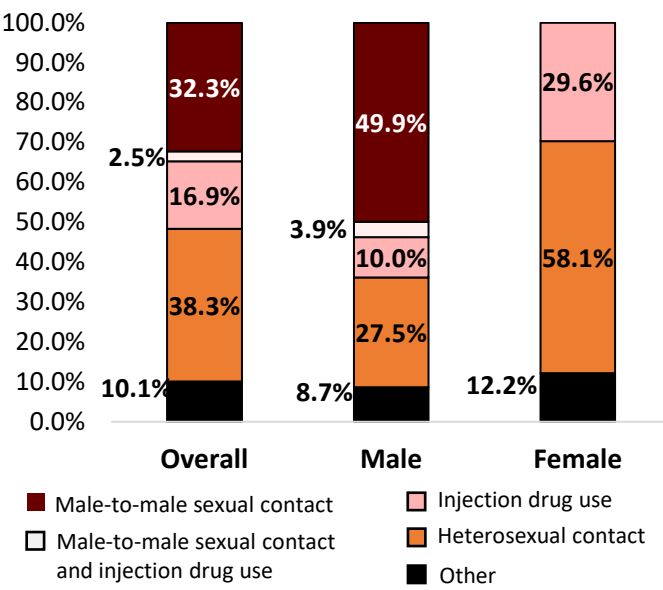
Number and rate per 100,000 population of new HIV diagnoses, by sex



Rates per 100,000 population of new HIV diagnoses, by age group and sex



Distribution of new HIV diagnoses in adults, by mutually exclusive exposure category and sex



254 infants born to people living with HIV

95.7% of pregnant people living with HIV received perinatal antiretroviral therapy (ART)

1 infant was born with HIV transmitted perinatally - they were born to pregnant people living with HIV who **did not receive any ART**

Based on sentinel surveillance representing 95% of infants who were exposed to HIV.

Data Sources – National HIV Surveillance System, Canadian Perinatal HIV Surveillance Program (CPHSP), Statistics Canada