


cl

new
products
bulletin

bulletin
de produits
nouveaux

332




09411 01 INT

NPB

LIBRARY
ADMINISTRATIVE SERVICES BR

CLIB



new products bulletin


bulletin de produits nouveaux


This bulletin is published to inform Canadian industry of licensing and joint venture opportunities that may be investigated for the purpose of forming manufacturing affiliations. The Department cannot assume any responsibility for claims made or for transactions which ensue from the publication of any items in this bulletin. If you are interested in any of the proposals you should contact the correspondent identified with the item and send a copy of your initial correspondence to the Canadian Government Trade Commissioner responsible for the area at the address indicated, in order that he can provide appropriate assistance or commercial information.

Licensing Opportunities (FBLO), Office of Industrial Innovation, Department of Regional Industrial Expansion, Ottawa, Ontario K1A 0H5, telephone (613) 995-2235-6, should be advised of any agreement concluded as a result of this publicity.

Le présent bulletin a pour objet d'informer l'industrie canadienne des occasions de fabrication sous licence et d'entreprises en participation qu'il est possible d'étudier aux fins de constituer des affiliations manufacturières. Le Ministère ne peut assumer aucune responsabilité à l'égard des réclamations ou transactions découlant de la publication d'articles dans le présent bulletin. Si l'une ou l'autre des propositions vous intéresse, auriez-vous l'obligeance de communiquer avec le correspondant et transmettre copie de votre premier échange de correspondance au délégué commercial du Gouvernement du Canada qui s'occupe de la région en cause, à l'adresse indiquée, afin qu'il puisse vous fournir l'aide ou les renseignements commerciaux pertinents.

Prière d'informer la Section des possibilités de licences (FBLO), Bureau de l'innovation industrielle, ministère de l'Expansion industrielle régionale, Ottawa (Ontario) K1A 0H5, tél. (613) 995-2235-6, de toute entente intervenue à la suite de la présente publicité.





List of Contents

Page Table des matières

List of Contents	Page	Table des matières
Selected Licensing or Joint Venture Manufacturing Opportunities	1	Sélection d'occasions de fabrication sous licence ou d'entreprises en coparticipation
Pentose Fermentation with Selected Yeast	1	Fermentation d'un pentose par certaines levures
Oil Slick Igniter	1	Dispositif d'allumage des nappes d'huile
Absorption of Carbon Dioxide	1	Absorption du dioxyde de carbone
Conversion of Carbohydrates to Alcohol with Certain Yeasts	1	Conversion de glucides en alcool avec certaines levures
Peak Dynamic Stress Calculator	2	Calculateur de crêtes de contraintes dynamiques
Mechanical Thruster for Separating Components	2	Séparateur mécanique
Sleeping Bag with Built-In Mattress	2	Sac de couchage avec matelas incorporé
Power Conversion Instrumentation	2	Appareil de gestion des données de puissance
Baths, Basins	3	Baignoires, lavabos
Towed Generator	3	Génératrice-remorque
Apparatus for Physical Culture and Physiotherapy	4	Appareil de culture physique et de physiothérapie
Precast Stone and Brick Building Facings	4	Revêtements de pierre et de brique prémoulées
Method and Installation for Heating of Seats, Especially in Outdoor Arenas and the Like	5	Technique de fabrication et de montage d'un dispositif de chauffage de sièges de stades ou d'autres enceintes extérieures
Portable or Wall-Mounted Band Saw	5	Scie à ruban portative ou montée sur un mur
Fertilizer Dispenser	6	Distributeur d'engrais
Air Plasma Cutting System	6	Machine de coupage au plasma d'arc à l'air
Environmental Solar Heat Pump Shield	7	Pompe à chaleur environnementale
Saucer-Shaped Buoyant Toy	7	Jouet flottant en forme de soucoupe
Back Eddy Sluice Box	7	Sluice à mouvement tourbillonnaire inverse
Hand Operated Digital Numbering System	8	Totalisateur numérique manuel
Cushion, Dining Chair and Toilet/Commode for the Disabled	8	Coussin, fauteuil de table et siège de cabinet d'aisance pour handicapés
Bed-Patient Aid	9	Dispositif pour malades alités
Levitation Equipment and Rail Crane Technology	9	Technologie de pointe pour le déplacement de matériel lourd
Gas Coal/Log Fires	10	Simili-feux de charbon/bois au gaz
Recently Issued Canadian Patents Available for Licensing or Sale in Canada	11	Brevets canadiens récemment émis pour octroi de licence ou vente au Canada
Licensing Opportunities Through the Electric Power Research Institute (EPRI) of the United States	30	Possibilités d'acquisition de licences par l'intermédiaire de Electric Power Research Institute (EPRI) des États-Unis
Method and Apparatus for Sensing the Clearance of Fault Current on an AC Transmission Line	30	Méthode et appareil de détection des défauts sur les lignes de transport d'électricité (c.a.)
Resistive Anode for Corona Discharge Devices	30	Anode résistive pour dispositifs de décharge en couronne
Apparatus for Ionizing Gases, Electrostatically Charging Particles and Electrostatically Charging Particles or Ionizing Gases for Removing Contaminants from Gas Streams (High-Intensity Ionizer)	30	Appareil servant à ioniser des gaz, à charger électrostatiquement des particules et à charger électrostatiquement des particules ou à ioniser des gaz, en vue de décontaminer des courants gazeux (chambre d'ionisation à haute intensité)
Vaned Anode for High-Intensity Ionizer Stage of Electrostatic Precipitator	31	Anode à ailettes pour la chambre d'ionisation à haute intensité des dépoussiéreurs électrostatiques
Urea Reduction of NO _x in Fuel Rich Combustion Effluents	31	Réduction par l'urée des NO _x contenus dans les effluents de combustion riches en imbrûlés
Urea Reduction of NO _x in Combustion Effluents	31	Réduction par l'urée des NO _x contenus dans les effluents de combustion

Vacuum Arc Limiter with Oscillating Transverse Magnetic Field and Method	31	Méthode et dispositif de soufflage, d'arc sous vide, à champ magnétique transversal oscillant
Linear Transducer Array & Method for Both Pulse-Echo and Holographic Acoustic Imaging	31	Dispositif linéaire à transducteurs et méthode de représentation d'images par les techniques acoustiques holographiques ou à échos d'impulsion
Current Limiting Circuit Arrangement	32	Circuit limiteur d'intensité
Method for the Nondestructive Testing of Voltage Limiting Blocks	32	Méthode d'essai non destructif des limiteurs de tension
Gapless Surge Arrester	32	Éclateur sans diélectrique
ARC Spinner Interrupter with Contact Follower	32	Interrupteur à extinction en spirale avec contact de coupure
ARC Spinner Interrupter with Chromium Copper Arcing Contact	32	Interrupteur à extinction en spirale muni d'un contact de coupure en alliage cuivre-chrome
Thin ARC Runner for ARC Spinner Interrupter	33	Pare-étincelles mince pour interrupteur à extinction en spirale
Combustible Gas-in-Oil Detector	33	Appareil permettant de déceler la présence de gaz combustibles dans l'huile
Vacuum Interrupter with Increased Separation of Functions	33	Interrupteur à coupure dans le vide avec contacts améliorés
System for Detecting Foreign Particles or Voids in Plastic Material and Method	33	Système et méthode permettant de déceler la présence de particules ou de vides dans les articles en plastique
Monitoring Arrangement Utilizing Fiber Optics	33	Système de contrôle à fibre optique
System for Removing Solids from a Used Lime or Limestone Slurry Scrubbing Liquor in Flue Gas Desulfurization	34	Système d'élimination des solides des liqueurs usées provenant de l'épuration par la chaux ou par le calcaire, lors de la désulfuration des gaz de cheminée
Filled Polymer Electrical Insulator	34	Isolateur électrique rempli de polymères
Digital Protection System for Transmission Lines and Associated Power Equipment	34	Système numérique de protection pour lignes de transport et équipements connexes
Lightning Arrester for Use in Gas Insulated Electrical Power Device	34	Parafoudre pour dispositifs de puissance isolé au gaz
Transformer Temperature Probe with Probe Removal Option	35	Sonde thermique à élément remplaçable, pour transformateurs
Remote Power Sensor	35	Dispositif de mesure d'énergie électrique à distance
Bibliography	36	Bibliographie
The 1984 Eastern Regional Meeting of LES U.S.A./CANADA	36	Réunion de la LES pour la région de l'Est, en 1984, entre les États-Unis et le Canada
The 1984 Central Regional Meeting of LES U.S.A./CANADA	36	Réunion de la LES, pour la région centrale, en 1984, entre les États-Unis et le Canada
Technology Transfer Course	36	Cours de transfert de technologie
Intellectual Property and Antitrust Law	37	
Trademarks Throughout the World	37	
Patents Throughout the World	37	
Designs and Utility Models Throughout the World	37	
Trade Secrets Law Handbook	37	
1982-83 Trademark Law Handbook	37	
Licensing Agreements	37	
Licensing Opportunities Bulletin	37	
International Invention and Technology Licensing Exhibitions 1984/85	38	Expositions internationales sur la réglementation des inventions et des techniques, 1984/85
Illustrations	40	Illustrations

Selected Licensing or Joint Venture Manufacturing Opportunities

Pentose Fermentation with Selected Yeast/332

This invention concerns the use of the yeast *Pachysolen tannophilus* to convert D-xylose into ethanol at good yields. Fermentation of D-galactose and other hexoses along with D-xylose has been found possible with selected strains or mutants. Write: **Case 7351**, Canadian Patents and Development Limited, 275 Slater Street, Ottawa, Canada K1A 0R3 and send a copy of your initial correspondence to Licensing Opportunities (FBLO), Office of Industrial Innovation, Department of Regional Industrial Expansion, Ottawa, Ontario K1A 0H5.

Oil Slick Igniter/332

A tested device for igniting crude oil slicks in remote and inaccessible locations. It is dropped on the slick and after an appropriate delay it provides an intense directed flame. It provides high reliability and utilizes low-cost components. Write: **Case 7365**, Canadian Patents and Development Limited, 275 Slater Street, Ottawa, Canada K1A 0R3 and send a copy of your initial correspondence to Licensing Opportunities (FBLO), Office of Industrial Innovation, Department of Regional Industrial Expansion, Ottawa, Ontario K1A 0H5.

Absorption of Carbon Dioxide/332

A novel method of making an improved carbon dioxide absorbing material for use in underwater breathing apparatus and medical treatment breathing apparatus. The use of small amounts of additive solution produced increased activity rates for the standard absorbers. Write: **Case 7488**, Canadian Patents and Development Limited, 275 Slater Street, Ottawa, Canada K1A 0R3 and send a copy of your initial correspondence to Licensing Opportunities (FBLO), Office of Industrial Innovation, Department of Regional Industrial Expansion, Ottawa, Ontario K1A 0H5.

Conversion of Carbohydrates to Alcohol with Certain Yeasts/332

This invention concerns methods of producing ethanol, directly in one step, from complex carbohydrates, such as starches, using selected yeasts, especially Schwannionmyces alluvius. Other commercially valuable by-products include the yeast cells themselves and the carbohydrate-digesting enzymes. Write: **Case 7572**, Canadian Patents and Development Limited, 275 Slater Street, Ottawa, Canada K1A 0R3 and send a copy of your initial correspondence to

Sélection d'occasions de fabrication sous licence ou d'entreprises en coparticipation

Fermentation d'un pentose par certaines levures/332

Cette invention a trait à l'utilisation de la levure *Pachysolen tannophilus* pour convertir le D-xylose en éthanol et ce, avec un bon rendement. Il est également possible de fermenter le D-galactose et d'autres hexoses avec des souches ou des mutants choisis. Écrire: **Cas 7351**, Société canadienne des brevets et d'exploitation limitée, 275, rue Slater, Ottawa (Canada) K1A 0R3 et faire parvenir une copie de votre correspondance initiale à la Section des possibilités de licences (FBLO), Bureau de l'innovation industrielle, ministère de l'Expansion industrielle régionale, Ottawa (Ontario) K1A 0H5.

Dispositif d'allumage des nappes d'huile/332

Un dispositif pour mettre le feu à des nappes d'huiles dans des endroits éloignés ou inaccessibles. On laisse tomber le dispositif sur la nappe et, après un délai approprié, il dégage une flamme intense et dirigée. Présente une grande fiabilité et n'utilise que des éléments peu coûteux. Écrire: **Cas 7365**, Société canadienne des brevets et d'exploitation limitée, 275, rue Slater, Ottawa (Canada) K1A 0R3 et faire parvenir une copie de votre correspondance initiale à la Section des possibilités de licences (FBLO), Bureau de l'innovation industrielle, Ministère de l'Expansion industrielle régionale, Ottawa (Ontario) K1A 0H5.

Absorption du dioxyde de carbone/332

Il s'agit d'une nouvelle méthode permettant de fabriquer un absorbant de CO₂ amélioré, destiné à être utilisé dans les appareils de plongée sous-marine et les respirateurs médicaux. L'addition de petites quantités d'une solution permet d'accroître l'activité des absorbants courants. Écrire: **Cas 7488**, Société canadienne des brevets et d'exploitation limitée, 275, rue Slater, Ottawa (Canada) K1A 0R3 et faire parvenir une copie de votre correspondance initiale à la Section des possibilités de licences (FBLO), Bureau de l'innovation industrielle, ministère de l'Expansion industrielle régionale, Ottawa (Ontario) K1A 0H5.

Conversion de glucides en alcool avec certaines levures/332

Cette invention a trait à des méthodes pour produire de l'éthanol directement, en une seule étape, à partir de glucides complexes (comme l'amidon) en utilisant certaines levures, surtout Schwannionmyces alluvius. Les autres sous-produits intéressants du point de vue commercial comprennent les cellules de levures mêmes et les enzymes qui décomposent les glucides. Écrire: **Cas 7572**, Société canadienne des brevets et d'exploitation limitée, 275, rue Slater,

Licensing Opportunities (FBLO), Office of Industrial Innovation, Department of Regional Industrial Expansion, Ottawa, Ontario K1A 0H5.

Peak Dynamic Stress Calculator/332

The instrument is a pair of small analog signal processors, in a portable case, which processes the signals from a standard rectangular strain gauge rosette. The first processor calculates the maximum principal stress, the minimum principal stress and the maximum shear stress while the second processor records the peak values over a user determined time interval. Use of the calculator in a field environment gives the designer immediate information on the dynamic performance of the observed component. Write: **Case 7615**, Canadian Patents and Development Limited, 275 Slater Street, Ottawa, Canada K1A 0R3 and send a copy of your initial correspondence to Licensing Opportunities (FBLO), Office of Industrial Innovation, Department of Regional Industrial Expansion, Ottawa, Ontario K1A 0H5.

Mechanical Thruster for Separating Components/332

This device was designed for positively separating components, e.g., a lid off a container, by purely mechanical means under controlled time delay. The device is more reliable than pyrotechnic thruster devices and its release mechanism can be precisely time adjusted over the range .8 sec to 7 sec. Write: **Case 7801**, Canadian Patents and Development Limited, 275 Slater Street, Ottawa, Canada K1A 0R3 and send a copy of your initial correspondence to Licensing Opportunities (FBLO), Office of Industrial Innovation, Department of Regional Industrial Expansion, Ottawa, Ontario K1A 0H5.

Sleeping Bag with Built-In Mattress/332

This sleeping bag incorporates a mattress so constructed that it is substantially incompressible vertically but compressible horizontally. The vertical incompressibility allows high insulation when in use, while the horizontal compressibility results in a modest packing volume. Write: **Case 7808**, Canadian Patents and Development Limited, 275 Slater Street, Ottawa, Canada K1A 0R3 and send a copy of your initial correspondence to Licensing Opportunities (FBLO), Office of Industrial Innovation, Department of Regional Industrial Expansion, Ottawa, Ontario K1A 0H5.

Power Conversion Instrumentation/332

American manufacturer offers joint venture, merger or licensing rights to a Canadian company for the production and sale of its low cost, micro-processor based power con-

Ottawa (Canada) K1A 0R3 et faire parvenir une copie de votre correspondance initiale à la Section des possibilités de licences (FBLO), Bureau de l'innovation industrielle, ministère de l'Expansion industrielle régionale, Ottawa (Ontario) K1A 0H5.

Calculateur de crêtes de contraintes dynamiques/332

L'instrument se compose de deux petits processeurs de signaux analogiques montés dans un boîtier portable, et qui servent à traiter les signaux transmis par un capteur de contraintes à rosette. Le premier processeur calcule la contrainte principale maximale, la contrainte principale minimale et la contrainte maximale de cisaillement alors que l'autre enregistre les valeurs de crête pendant un intervalle déterminé par l'utilisateur. Le calculateur fournit immédiatement des données sur le comportement dynamique de la structure visée. Écrire: **Cas 7615**, Société canadienne des brevets et d'exploitation limitée, 275, rue Slater, Ottawa (Canada) K1A 0R3 et faire parvenir une copie de votre correspondance initiale à la Section des possibilités de licences (FBLO), Bureau de l'innovation industrielle, ministère de l'Expansion industrielle régionale, Ottawa (Ontario) K1A 0H5.

Séparateur mécanique/332

Il s'agit d'un dispositif mécanique seulement, conçu pour séparer des éléments comme le couvercle d'un contenant, en un laps de temps déterminé qui peut être réglé entre 0,8 seconde et 7 secondes. Il est plus fiable que les dispositifs pyrotechniques. Écrire: **Cas 7801**, Société canadienne des brevets et d'exploitation limitée, 275, rue Slater, Ottawa (Canada) K1A 0R3 et faire parvenir une copie de votre correspondance initiale à la Section des possibilités de licences (FBLO), Bureau de l'innovation industrielle, ministère de l'Expansion industrielle régionale, Ottawa (Ontario) K1A 0H5.

Sac de couchage avec matelas incorporé/332

Ce sac de couchage est muni d'un matelas pratiquement incompressible sur l'axe vertical mais compressible sur l'axe horizontal. Son incompressibilité verticale lui confère d'excellentes caractéristiques d'isolation en cours d'utilisation, tandis que sa compressibilité horizontale permet de réduire la quantité de rembourrage. Écrire: **Cas 7808**, Société canadienne des brevets et d'exploitation limitée, 275, rue Slater, Ottawa (Canada) K1A 0R3 et faire parvenir une copie de votre correspondance initiale à la Section des possibilités de licences (FBLO), Bureau de l'innovation industrielle, ministère de l'Expansion industrielle régionale, Ottawa (Ontario) K1A 0H5.

Appareil de gestion des données de puissance/332

Un fabricant américain offre à une société canadienne une participation, une fusion ou des droits de fabrication visant la production et la vente de son appareil économique à

version instrumentation applicable to ships, work boats and commercial fishing vessels. This instrumentation is easy to read, and, without distracting from the vessel operators' normal sequence of duties, will allow the operator to carefully manage the balance of energy input from wind and fossil fuel in accomplishing a given task. Basic sensor categories are considered, e.g., thrust, torque, shaft rotation, fuel flow, vessel water speed, and vessel land speed, and the value derived therefrom when used to enhance the profitability of a commercial vessel. Examples of the use of instrumentation on commercial vessels of various classes without the benefit of sail assistance will be given, as well as an application on an in use sailing fisheries research vessel alternatively powered by a controllable pitch propeller and diesel engine propulsion system. The firm produces a line of fuel flow meters, tachometer sensors, speed logs and associated data gathering systems and has recently developed on all digital torsion meter which has significant promise in not only marine commerce, but also with respect to off road vehicles (mining equipment, farm machinery), busses, trucks and machine tools. Patents are issued and pending in the U.S.A. The company's experience is with tow boats, work boats, fish processing vessels, tuna boats and a broad class of small fishing vessels over 22680 kg and small ships. Its specialty is marine diesel engines burning #2 thru #5 fuel oils (ASTM), and they are currently researching #6. The firm's instrumentation features data gathering. Reduction is focused on office automation through the report writing process. This includes the automatic gathering of data and data storage, processing of the information into files, and its consequential reduction into reports containing evaluations (with M.S.E.'s A.D.R.E.S.™ software) automatically with a simple desk top computer. Write: Mr. Hendrick W. Haynes, MSE Corporation, P.O. Box 66152, Seattle, Washington 98101-1286 and send a copy of your initial correspondence to Canadian Consulate General, 412 Plaza 600, Sixth and Stewart, Seattle, Washington 98101-1286, U.S.A.

Baths, Basins/332

Austrian company offers the Canadian manufacturing and marketing rights to the Leroyal™ line of baths, wash basins, etc. The products are made of polyester fibreglass with excellent smooth surfaces in 200 colours and in a variety of designs. (See illustrations page 40.) Write: Elusan Import-Export GmbH, Nordwestbahnstrabe 37, Wien 1201, Austria and send copy of your initial correspondence to Canadian Embassy, Luegerring 10, A-1010 Vienna, Austria.

Towed Generator/332

American inventor offers the manufacturing and North American marketing rights to a towed generator for a vehicle that needs a portable generating unit. This is a towed

microprocesseur pour la gestion des données de puissance et utilisable sur les navires, les embarcations de servitude et les navires de pêche commerciale à propulsion mixte (moteur et voiles). Cet appareil à lecture facile permet à l'homme de barre de régler avec précision l'équilibre de la puissance d'entrée fournie par le vent et le combustible fossile pour une tâche donnée, sans qu'il soit dérangé dans ses travaux courants. Les différentes données analysées pourraient être, par exemple, la poussée, le couple, le régime de l'arbre, le débit de carburant, la vitesse du navire en surface et sa vitesse sur le fond. Le signal résultant permet d'accroître la rentabilité des navires de commerce à propulsion mixte. Des exemples de l'utilisation de l'appareil sur les navires de commerce sans voile de différentes classes sont aussi présentés, ainsi que l'utilisation à bord d'un navire à voiles pour la recherche en matière de pêches aussi propulsé au moyen d'une hélice à pales orientables et d'un moteur diesel. La firme produit une série de débitmètres de carburant, de capteurs tachymétriques, de lochs et de systèmes de traitement de données connexes; elle a récemment mis au point un torsiomètre entièrement numérique voué à un avenir prometteur non seulement dans le commerce maritime, mais aussi dans le domaine des véhicules hors routes (matériel minier, machines agricoles), des autobus, des camions et des machines-outils. Des brevets sont délivrés et en instance aux États-Unis. L'expérience de la société s'étend aussi aux remorqueurs, aux navires de service, aux navires de traitement du poisson, aux thoniers et à une vaste gamme de classes de petits navires de pêche de plus de 22 680 kg ainsi qu'à d'autres petits navires. Elle est spécialisée dans les moteurs diesel marins consommant des carburants n° 2 à n° 5 (normes ASTM) et fait actuellement des recherches sur le carburant n° 6. Les instruments de la firme portent spécialement sur la collecte des données. Grâce aux logiciels M.S.E. et A.D.R.E.S.^{MC}, la réduction vise la bureautisation par la rédaction de rapports: l'acquisition automatique des données, leur mémorisation et leur traitement sous forme de fichiers, et la réduction subséquente de rapports renfermant des évaluations se font instantanément au moyen d'un simple ordinateur de bureau. Écrire à: M. Hendrick W. Haynes, MSE Corporation, P.O. Box 66152, Seattle, Washington 98101-1286 et faire parvenir une copie de votre correspondance initiale au Consulat général du Canada, 412 Plaza 600, Sixth and Stewart, Seattle, Washington 98101-1286 (É.-U.).

Baignoires, lavabos/332

Une compagnie autrichienne offre les droits de fabrication et de mise en marché sous licence canadienne des baignoires, lavabos, etc. de marque Leroyal^{M.D.}. Les produits sont fabriqués de fibres de verre polyestériques. Leur surface est extrêmement lisse et il existe une variété de modèles disponibles en 200 couleurs différentes. (Voir les illustrations page 40.) Écrire à: Elusan Import-Export, GmbH, Nordwestbahnstrasse 37, Wien 1201 (Autriche) et faire parvenir une copie de votre correspondance initiale à l'Ambassade du Canada, Luegerring 10, A-1010 Vienne (Autriche).

Génératrice-remorque/332

Un inventeur américain offre les droits de fabrication et de commercialisation en Amérique du Nord d'une génératrice-remorque servant à recharger en cours de route les batteries

portable electric current generator which uses permanent magnets for its field coils and is mounted on a trailer frame between a pair of trailer frame supporting wheels with one of the wheels drivably connected with the generator armature shaft. Different generating units are required for 50 to 200 volt electric cars. After the vehicle reaches a certain speed, the electric car's batteries stay completely charged. Write: Nilson V. Ortiz, 2911 16th Street #210, San Francisco, California 94103 and send copy of your initial correspondence to Canadian Consulate General, One Maritime Plaza, Alcoa Building, Suite 1100, Golden Gateway Center, San Francisco, California 94111-3468, U.S.A.

Apparatus for Physical Culture and Physiotherapy/332

Swiss company offers a Canadian firm the sale of its Canadian, American and Japanese patents, the manufacturing and marketing rights under license of its fitness equipment, KITGYM. The apparatus is a handle easy to transport and store and its weight can be adapted at will. It comprises a handle and at least two hollow bodies each connected, in a removable way, to one end of the handle. A plug closes tightly each hollow body which may be filled with water, sand, lead or other materials for use. The fitness kit can be used in fitness centres, for physiotherapy, for exercising at home and can also be sold at a low cost. The Swiss company offers its assistance to a prospective licensee who is not expected to have any special expertise. (See illustration page 40.) Write: NTS New Trade Services S.A., Avenue de Sécheron 10, CH-1202 Geneva, Switzerland and send copy of your initial correspondence to Canadian Embassy, Kirchenfeldstrasse 88, CH-3005 Berne, Switzerland.

Precast Stone and Brick Building Facings/332

American firm offers a Canadian company the exclusive manufacturing rights to its 'Shadow Stone' precast stone and brick building light weight facings which are produced from a base of cement, aggregate, coloring and chemicals and require no footings or foundation to support. The American firm's consultants are willing to set up a producing plant in Canada in a heated building of approximately 465 sq. meters and train the licensee and his staff (five persons sufficient with no special qualifications) to both install and manufacture the stone which would require only a cement mixer, a forklift and a vibrating table. Any color or shape of waterproof, fireproof and weatherproof stone and brick can be manufactured using the licensor's moulds which are durable and, with proper care, can last up to five years. Field of application: masonry, construction and remodeling. (See illustrations page 41.) Write: Messrs. Jeffrey and Eugene Tober, Mountain Stone Company, P.O. Box 16521, Denver, Colorado 80216 and send copy of your initial correspondence to Canadian Consulate General, One Maritime Plaza, Alcoa Building, Suite 1100, Golden Gateway Center, San Francisco, California 94111-3468, U.S.A.

d'un véhicule électrique. Il s'agit d'une génératrice de courant électrique dont l'inducteur est constitué d'aimants permanents et qui est monté sur un châssis de remorque à deux roues; une de ces roues est solidaire de l'arbre d'induit. Comme la tension d'alimentation des véhicules électriques varie de 50 à 200 volts, il faut des génératrices de diverses puissances. Lorsqu'un véhicule électrique équipé de cette génératrice-remorque atteint une certaine vitesse, ses batteries demeurent chargées à plein. Écrire à: Nilson V. Ortiz, 2911 16th Street #210, San Francisco (Californie) 94103 et faire parvenir une copie de votre correspondance initiale au Consulat général du Canada, 1 Maritime Plaza, Alcoa Building, Suite 1100, Golden Gateway Center, San Francisco (Californie) 94111-3468 (É.-U.).

Appareil de culture physique et de physiothérapie/332

Une société suisse offre à une compagnie canadienne la vente de ses brevets canadiens, américains et japonais, ainsi que les droits de fabrication et de commercialisation, sous licence, de son matériel de conditionnement physique, KITGYM. L'appareil est facile à transporter et ranger, et son poids peut être varié à volonté. Il est composé d'une poignée et d'au moins deux articles creux, chacun relié de manière non permanente à une extrémité de la poignée. Un bouchon ferme hermétiquement chaque article creux, qui peut être rempli d'eau, de sable, de plomb ou d'un autre matériau. Cette trousse de conditionnement physique peut être utilisée dans les centres de conditionnement, pour la physiothérapie et pour le conditionnement à domicile et peut être vendue à prix modique. La société suisse offre son aide à l'éventuel détenteur de la licence, dont elle n'exige pas de compétences particulières. (Voir l'illustration page 40.) Écrire à: NTS New Trade Services S.A., Avenue de Sécheron 10, CH-1202 Genève (Suisse) et faire parvenir une copie de votre correspondance initiale à l'Ambassade du Canada, Kirchenfeldstrasse 88, CH-3005 Berne (Suisse).

Revêtements de pierre et de brique prémoulées/332

Une entreprise américaine offre à une société canadienne les droits exclusifs de fabrication de son produit "Shadow Stone", pierre et brique prémoulées de revêtement léger à base de ciment, de granulats, de colorants et autres produits chimiques. Ce revêtement n'exige ni semelles ni fondations. Les experts de la firme américaine sont en mesure d'installer au Canada une usine chauffée de 465 mètres carrés environ et de former le preneur de licence et son personnel (cinq personnes non spécialisées suffisent) en vue de la fabrication et de la pose du produit. La fabrication n'exige qu'un malaxeur, un chariot élévateur et une table vibrante. À l'aide des moules fournis, qui peuvent durer cinq ans s'ils sont correctement utilisés, on peut obtenir des pierres et des briques imperméables, incombustibles et à l'épreuve des intempéries, d'une grande variété de formes et de couleurs. Le produit peut être utilisé pour des travaux de construction ou de réfection. (Voir l'illustration page 41.) Écrire à: MM. Jeffrey et Eugene Tober, Mountain Stone Company, P.O. Box 16521, Denver (Colorado) 80216 et faire parvenir une copie de votre correspondance initiale au Consulat général du Canada, One Maritime Plaza, Alcoa Building, Suite 1100, Golden Gateway Center, San Francisco (Californie) 94111-3468 (É.-U.).

Method and Installation for Heating of Seats, Especially in Outdoor Arenas and the Like/332

Swedish inventor offers a Canadian company the manufacturing rights to his method and installation for heating of seats, especially in winter sports arenas or other non-continuously heated meeting places such as churches, ice rinks, football fields, grandstands, open air theaters, parks, bus stop shelters, etc., for the comfort of the public in general. Write: Mr. Göte Taberman, Skytteholmsvägen 22, Solna, Sweden (S-171 44) and send copy of your initial correspondence to Canadian Embassy, P.O. Box 16129, S-103 23 Stockholm 16, Sweden.

Portable or Wall-Mounted Band Saw/332

Canadian inventor offers a Canadian company the outright sale of his patent application that is presently pending or, as an alternative, the manufacturing, marketing or joint venture licensing rights in North America for a lump sum and royalty for his band saw model that is powered by ½ horse power, 110 volt motor, consisting of an arrangement of wheels and frame so designed for space and power consumption savings and still have above normal torque power and capacity input of common band saws. Its main advantages consist of being portable, constructed of lightweight material, can be mounted on walls, ceilings or floor base, will cut frozen meat, can accommodate all known band saw blades for various materials and can be used or adapted for any type of consumer from hobbyist to farmer. Prospective affiliate should be a manufacturer of band saws or capable of same using good quality material, possess good technical experience in the field and be able to supply good service at reasonable prices. The licensee should also have far reaching distribution ability with at least a minimum capital. Write: Mr. Roméo G. Fortin, 1409 Caribou Street, West, Moose Jaw, Saskatchewan S6H 7M4 and send copy of your initial correspondence to Licensing Opportunities (FBLO), Office of Industrial Innovation, Department of Regional Industrial Expansion, Ottawa, Ontario K1A 0H5.

Technique de fabrication et de montage d'un dispositif de chauffage de sièges de stades ou d'autres enceintes extérieures/332

Un inventeur suédois offre à une firme canadienne les droits d'une technique de fabrication et de montage d'un dispositif de chauffage de sièges de stades pour les sports d'hiver et d'autres endroits publics non chauffés en permanence comme les églises, les patinoires, les terrains de football, les tribunes, les théâtres en plein air, les parcs, les abris d'arrêts d'autobus, etc., pour assurer le confort du public en général. Écrire à: M. Göte Taberman, Skytteholmsvägen 22, Solna (Suède) (S-171 44) et faire parvenir une copie de votre correspondance initiale à l'Ambassade du Canada, case postale 16129, S-103 23 Stockholm 16 (Suède).

Scie à ruban portative ou montée sur un mur/332

Un inventeur canadien offre à une firme canadienne la vente à forfait de son brevet en ce moment en instance d'acceptation, ou les droits de licence pour la fabrication et la mise en marché, ou la coparticipation, en Amérique du Nord, moyennant une somme forfaitaire et des redevances pour sa scie à ruban actionnée par un moteur de 110 volts de ½ hp. Cette scie à ruban comprend des roues et un cadre conçus pour occuper peu d'espace et économiser de l'énergie tout en ayant un couple et un rendement supérieurs à ceux des scies à ruban ordinaires. Cette scie présente les avantages principaux suivants: elle est portative; elle est construite en matériau léger; elle peut être montée sur les murs, les plafonds ou les planchers; elle peut couper de la viande gelée; elle peut être munie de toutes les lames de scies à ruban de marques connues pour couper différents matériaux, et elle peut être utilisée par tous les consommateurs, de l'amateur au fermier. L'associé éventuel doit être un fabricant de scies à ruban, ou quelqu'un qui peut fabriquer cette scie à l'aide de matériaux de bonne qualité, qui a une bonne expérience technique dans ce domaine et qui peut fournir un bon service à des prix raisonnables. Le preneur de licence doit aussi avoir accès à un vaste réseau de distribution et disposer d'un capital minimal. Écrire à: M. Roméo G. Fortin, 1409 Caribou Street, West, Moose Jaw (Saskatchewan) S6H 7M4, et faire parvenir une copie de votre correspondance initiale à la Section des possibilités de licences (FBLO), Bureau de l'innovation industrielle, ministère de l'Expansion industrielle régionale, Ottawa (Ontario) K1A 0H5.

Fertilizer Dispenser/332

British designer/inventor offers a Canadian company the manufacturing and marketing rights in Canada to his plastic dispenser which holds 1 Kg of fertilizer and, when screwed to the deck of any type of lawn mower, feeds a regular flow of fertilizer through a plastic pipe to the blades or disk where it is spread by air pressure over the lawn. A special valve or nozzle at the mouth of the dispenser separates the fertilizer granules or herbicide to prevent clogging. The hopper has no moving parts and is made of plastic to prevent rust problems. Patents have been obtained worldwide and licenses granted in some countries. Write: Mr. Frank Robinson Barnshaw, 36 The Chase, Verwood, Dorset BH21 6DF, England and send copy of your initial correspondence to Commercial Division, Canadian High Commission, One Grosvenor Square, London W1X 0AB, England.

Air Plasma Cutting System/332

British manufacturer of the new "Goodwin P20" air plasma cutting system offers a Canadian company the rights to manufacture this system following a sales and servicing period, covering Canada, the U.S.A. and other negotiable areas. They permit fast, clean cutting of most metals up to 50 mm thick. The power unit is of robust high quality construction, incorporates an integral water cooling system and oil-free air compressor. The power transformer is oil cooled and gives up to 20 kW arc power at 100 percent duty cycle. Arc ignition is fully automatic. The control circuit provides complete safety protection with full control and profiling machine interfacing facilities. The machines are faster cutting than many higher powered torches. The low cost consumables are easily fitted and require no adjustment giving consistent reliable cutting. Used in a wide variety of applications in the engineering industry from scrap cutting to precision profiles it has major advantages: No gas required; good on mild steel; simple safe torch design; requires only 43KVA. The licensor will supply technical know-how, service engineer training, sales and advertising literature. Patents are pending in Britain where it is in commercial production, and in the U.S.A. Write: Mr. D.E. Goodwin, D.E. Goodwin Engineering Developments Ltd., Kernan Drive, Loughborough, Leicester LE11 0JF, England and send copy of your initial correspondence to Commercial Division, Canadian High Commission, One Grosvenor Square, London W1X 0AB, England.

Distributeur d'engrais/332

Un concepteur et inventeur britannique offre à une firme canadienne les droits de fabrication et de mise en marché au Canada de son distributeur en plastique qui peut contenir 1 kg d'engrais et qui, une fois vissé à n'importe quel type de tondeuse à gazon, fournit de façon régulière et continue de l'engrais par un tube de plastique aux lames ou disque où la pression d'air l'étend sur le gazon. Un volet spécial ou buse à l'embouchure du distributeur sépare les granules d'engrais ou d'herbicide pour éviter tout bouchon. Le contenant ne comprend aucune pièce mobile et est fait en plastique pour éliminer les problèmes de rouille. Des brevets ont été obtenus un peu partout dans le monde, et des licences accordées dans certains pays. Écrire à: M. Frank Robinson Barnshaw, 36 The Chase, Verwood, Dorset BH21 6DF (Angleterre) et faire parvenir une copie de votre correspondance initiale à la Division commerciale, Haut-Commissariat du Canada, One Grosvenor Square, Londres W1X 0AB (Angleterre).

Machine de coupage au plasma d'arc à l'air/332

Le fabricant britannique du "Goodwin P20" une machine de coupage au plasma d'arc qui utilise l'air comme gaz plasmagène offre à une compagnie canadienne les droits de fabrication de cette machine, après une période de "vente et service", pour le Canada, les États-Unis et d'autres endroits à négocier. Cette machine permet de couper rapidement et nettement la plupart des métaux d'une épaisseur maximale de 50 mm. Le bloc d'alimentation, de fabrication robuste de haute qualité, comprend un circuit intégré de refroidissement par eau et un compresseur d'air sans huile. Le transformateur d'alimentation est refroidi par huile et fournit un arc d'une puissance pouvant atteindre 20 kW pour un coefficient d'utilisation de cent pour cent. L'amorçage de l'arc est entièrement automatique. Le circuit de commande assure une gamme complète de dispositifs de sécurité et permet l'interface avec la machine à profiler. Cette machine coupe plus rapidement que bien des chalumeaux exigeant une plus grande puissance électrique. Les électrodes peu coûteuses se posent facilement, n'exigent pas de réglage et assurent une coupe de qualité constante. Cette machine trouve de nombreuses applications dans l'industrie mécanique puisqu'elle convient aussi bien au coupage de la ferraille qu'au découpage de précision. Elle présente d'importants avantages: absence de gaz plasmagène; utilisable pour l'acier doux; chalumeau simple et sécuritaire; ne nécessite que 43 kVA. Le concédant du brevet s'engage à fournir le savoir-faire, l'entraînement des techniciens d'entretien ainsi que des documents de vente et de publicité. Des brevets sont en instance en Grande-Bretagne, où la machine est en production commerciale, et aux États-Unis. Écrire à: M. D.E. Goodwin, D.E. Goodwin Engineering Developments Ltd., Kernan Drive, Loughborough, Leicester LE11 0JF (Angleterre) et faire parvenir une copie de votre correspondance initiale à la Division commerciale, Haut-Commissariat du Canada, One Grosvenor Square, Londres W1X 0AB (Angleterre).

Environmental Solar Heat Pump Shield/332

American company offers for licensing (under a pending patent) the rights to its environmental solar heat pump shield (ESHPS) used to pump heat where needed (be that a home or store or office or a hot water tank or swimming pool) from a source which can give up heat without harm to the environment and without unnecessary depletion of energy sources. Because the components which make up ESHPS systems are standard in the refrigeration industry and workers are already skilled in their use, the cost of labor for design and for installation of individual ESHPS systems is expected to be in line with current heat pump system experience. No additional training, education or extraordinary skills will be required to engineer, assemble and service the ESHPS systems. Because the components and their installation correspond closely to present industry practice, it is expected that little or no new or extra capital equipment will be required for installation and service of ESHPS systems by firms already in the business. The systems may be assembled and installed and tested and serviced using tools, equipment and techniques commonly used in the trade. Advantages: Constant heat output, constant temperature output, no defrosting required, provides a "building overcoat", higher efficiency, self-protection, no environment degradation. The American firm will give full assistance to the prospective licensee who will meet its terms of licensing agreement. Write: Mr. Curtis Cooperman, Cabin Run Associates, 21 Carriage Drive, Doylestown, Pennsylvania 18901 and send copy of your initial correspondence to Canadian Consulate General, 3 Parkway Building, Suite 1620, Philadelphia, Pennsylvania 19102-1366, U.S.A.

Saucer-Shaped Buoyant Toy/332

American inventor offers to a Canadian company, the licensing rights under U.S. patent number 4,394,804 for his saucer-shaped buoyant toy, containing a dry cell battery powered reversible DC motor, driving a paddle wheel-type rotor, generates movement of the toy with respect to the body of water in which it floats and it is safe to use in the bathtub. Made of wood, plastic or cast metal, the toy comes in two basic parts that are screwed or glued together, the outer ring and the center cab with rotor attach. Wooden model and drawings are available. Write: Mr. Nilson V. Ortiz, 2911 16th Street #210, San Francisco, California 94103 and send a copy of your initial correspondence to Canadian Consulate General, One Maritime Plaza, Alcoa Building, Suite 1100, Golden Gateway Center, San Francisco, California 94111-3468.

Back Eddy Sluice Box/332

American inventor offers to a Canadian manufacturer, the manufacturing, marketing and distribution rights of his proven, unique and new designed riffle for the purpose of gold mining. There are no surface obstructions to the flow of feed being processed, with an efficiency of 86% to 90% recovery documented. The back eddy sluice is much easier and faster because of its clean design using drain plugs. Simply tilt it on its side a little and wash out the riffle with

Pompe à chaleur environnementale/332

Une société américaine offre les droits de licence sur sa pompe à chaleur solaire environnementale ESHPS (brevet en instance) qui permet d'extraire la chaleur là où c'est nécessaire (maison, magasin, bureau, réservoir d'eau chaude ou piscine) à partir d'une source ne présentant aucun risque pour l'environnement et sans gaspillage inutile de la source d'énergie. Comme cette pompe à chaleur est fabriquée à partir de composants standard de l'industrie frigorifique et que les techniciens sont déjà familiarisés avec leur utilisation, le coût de la main-d'oeuvre pour la conception et l'installation devrait être comparable à celui des autres pompes à chaleur. Il n'y a besoin d'aucune formation spéciale et d'aucunes connaissances spéciales pour concevoir, assembler ou réparer les pompes ESHPS. Étant donné que les composants et leur installation ne diffèrent pas de la pratique de l'industrie, on peut prévoir que l'installation et l'entretien des pompes ESHPS par des entreprises spécialisées existantes n'exigera que peu ou pas de nouvel équipement. L'assemblage, le montage, la mise à l'essai et les réparations peuvent être effectués avec les outils, l'équipement et les techniques actuellement utilisés. Avantages: production de chaleur constante, température de sortie constante, aucun dégivrage nécessaire, plus grande efficacité du bâtiment, protection intégrée, pas de dégradation de l'environnement. La société américaine fournira une aide complète au preneur de licence qui satisfera aux conditions du contrat de licence. Écrire à: M. Curtis Cooperman, Cabin Run Associates, 21 Carriage Drive, Doylestown (Pennsylvanie) 18901 et faire parvenir une copie de votre correspondance initiale au Consulat général du Canada, 3 Parkway Building, Suite 1620, Philadelphie (Pennsylvanie) 19102-1366 (É.-U.).

Jouet flottant en forme de soucoupe/332

Un inventeur américain offre à une entreprise canadienne les droits de licence (n° de brevet américain 4 394 804) d'un jouet flottant en forme de soucoupe qui contient un moteur c.c. inversible, alimenté par une pile, qui entraîne un rotor de type roue à aubes. Le moteur permet au jouet de se déplacer dans l'eau. Ce jouet peut être utilisé en toute sécurité dans le bain. Il est fabriqué en bois, en plastique ou en métal moulé. Il comprend deux pièces principales qui sont vissées ou collées ensemble; l'anneau extérieur et la cabine centrale à laquelle est fixée le rotor. Un modèle en bois et des plans sont disponibles. Écrire à: M. Nilson V. Ortiz, 2911 16th Street #210, San Francisco (Californie) 94103 et faire parvenir une copie de votre correspondance initiale au Consulat général du Canada, One Maritime Plaza, Alcoa Building, Suite 1100, Golden Gateway Center, San Francisco (Californie) 94111-3468.

Sluice à mouvement tourbillonnaire inverse/332

Un inventeur américain offre à un fabricant canadien les droits de fabrication, commercialisation et distribution de son nouveau modèle, unique et éprouvé, de riffle pour l'extraction de l'or. En surface, il n'y a aucun obstacle à l'écoulement de la charge destinée au traitement; le taux de récupération est de l'ordre de 86% à 90%. Le sluice à mouvement tourbillonnaire inverse est plus facile et plus rapide à utiliser, en raison de sa simple conception, basée

water into your gold pan, replace the plugs and repeat the process. Gold being heavier it drops into any opening it comes to. Gold, black sand, small gravel and sand will drop into the riffle. Because of the back eddy motion within the riffle, the material is continually trying to turn over. The lighter material is rotated back out into the main flow of water while the heavy material is kept in the riffle. The product is patented in Canada, Australia and the U.S.A. (See illustration page 40.) Write: Mr. Adelbert H. Dolan, Back Eddy Sluice Box Co., 1535 Lafayette Street, Albany, Oregon 97321 and send a copy of your initial correspondence to the Canadian Consulate General, 412 Plaza 600, Sixth and Stewart, Seattle, Washington 98101-1286.

Hand Operated Digital Numbering System/332

Australian company offers to a Canadian manufacturer the manufacturing and marketing rights for Canada and the United States to its digital scorer, whereby one plate can be used to make any number by opening and closing shutters. Made of strong ABS plastic, the digital plates measure 287 cm x 187 cm. With a flick of the finger you can make any number for use in the sporting scoreboards, signs such as showing gasoline prices, factory production numbers, accident statistics and in fact anywhere numbers need to be changed regularly. The digital scorer has been awarded the Australian Design Award by the Industrial Design Council of Australia. (See illustrations page 40.) Write: Mr. W. Kelso, Director, Australian Representative Services Pty. Ltd., GPO Box 314, Sydney, N.S.W. 2001 Australia and send a copy of your initial correspondence to Canadian Consulate General, A.M.P. Centre, 8th Floor, 50 Bridge Street, Sydney N.S.W. 2000, Australia.

Cushion, Dining Chair and Toilet/Commode for the Disabled/332

Australian company offers to a Canadian manufacturer, under licence, the manufacturing and exclusive marketing rights for Canada to its rise easy cushion, dining chair and toilet/commode specifically designed to assist people/patients with problems affecting the lower limbs, in both sitting and rising from a chair and to use a toilet and shower facilities without assistance. Particularly suitable for people/patients suffering from obesity, arthritis, muscular dystrophy, multiple sclerosis, heart conditions, amputees, etc. These appliances were evaluated, endorsed and used in hospitals and homes throughout Australia. The toilet/commode was awarded the World Health Organization GOLD MEDAL for the best medical invention at the 8th International Exhibition of Inventions at Geneva, Switzerland, December 1979. (See illustrations page 41.) Write: Mr. W. Kelso, Director, Australian Representative Services Pty. Ltd., GPO Box 314, Sydney N.S.W. 2001 Australia and send a copy of your initial correspondence to Canadian Consulate General, A.M.P.

sur l'emploi de bouchons de drainage. Il suffit de l'incliner un peu sur le côté, et de faire passer un courant d'eau du rifle vers la batée, et de répéter l'opération. L'or étant plus lourd que les autres minéraux, tombe dans les ouvertures qu'il rencontre. L'or, les sables noirs, les graviers de petite taille et les sables tombent dans le rifle. A cause du mouvement tourbillonnaire produit dans le rifle, les minéraux ont continuellement tendance à remonter. Les matériaux légers retournent dans le courant d'eau principal, tandis que les matériaux lourds restent dans le rifle. Ce produit est breveté au Canada, aux É.-U. et en Australie (Voir l'illustration page 40.) Écrire à: M. Adelbert H. Dolan, Back Eddy Sluice Box Co., 1535 Lafayette Street, Albany (Oregon) 97321 et faire parvenir une copie de votre correspondance initiale au Consulat général du Canada, 412 Plaza 600, Sixth and Stewart, Seattle, Washington 98101-1286.

Totalisateur numérique manuel/332

Une société australienne offre à un fabricant canadien les droits de fabrication et de commercialisation au Canada et aux États-Unis de son totalisateur numérique. Une plaque peut y être utilisée pour faire apparaître n'importe quel chiffre, simplement par ouverture et fermeture de volets. Faites de plastique ABS robuste, les plaques numériques mesurent 287 cm sur 187 cm. Au simple toucher du doigt, le chiffre voulu apparaît. Le totalisateur peut être utilisé comme tableau d'affichage pour les sports, comme panneau signalétique pour indiquer le prix de l'essence, les numéros de production dans les usines, les statistiques d'accidents ou encore à n'importe quel endroit où les chiffres doivent être changés fréquemment. Ce totalisateur numérique a obtenu le Australian Design Award décerné par l'Industrial Design Council of Australia. (Voir les illustrations page 40.) Écrire à: M. W. Kelso, Directeur, Australian Representative Services Pty Ltd, GPO Box 314, Sydney, N.S.W. 2001 (Australie) et faire parvenir une copie de votre correspondance initiale au Consulat général du Canada, A.M.P. Centre, 8^e étage, 50 Bridge Street, Sydney N.S.W. 2000 (Australie).

Coussin, fauteuil de table et siège de cabinet d'aisance pour handicapés/332

Une firme australienne offre à un fabricant canadien une licence pour les droits exclusifs de fabrication et de commercialisation au Canada de son coussin, fauteuil de table et siège de cabinet d'aisance conçus expressément pour venir en aide aux malades atteints d'une affection touchant les membres inférieurs. Ces dispositifs permettent au malade de s'asseoir et de se lever, et d'utiliser le cabinet d'aisance et les douches sans aide. Convient particulièrement aux personnes atteintes d'obésité, d'arthrite, de dystrophie musculaire, de sclérose en plaques ou d'une affection cardiaque, ainsi qu'aux amputés. Ces dispositifs ont été évalués, cautionnés et utilisés par nombre d'hôpitaux et de foyers pour personnes âgées en Australie. Le siège de cabinet d'aisance a reçu la médaille d'or de l'Organisation mondiale de la Santé à titre de meilleure invention médicale lors de la 8^e Exposition internationale des inventions à Genève (Suisse) en décembre 1979. (Voir les illustrations page 41.) Écrire à: M. W. Kelso, Directeur,

Centre, 8th Floor, 50 Bridge Street, Sydney, N.S.W. 2000, Australia.

Australian Representative Services Pty. Ltd., GPO Box 314, Sydney N.S.W. 2001 (Australie) et faire parvenir une copie de votre correspondance initiale au Consulat général du Canada, A.M.P. Centre, 8th Floor, 50 Bridge Street, Sydney N.S.W. 2000 (Australie).

Bed-Patient Aid/332

Australian company offers to a Canadian manufacturer, under licence, the exclusive manufacturing and marketing rights for Canada and the United States for its AID designed to be used with any mattress, regardless of thickness. Allows your patient different angles of support for eating, reading, sitting up, or for therapeutic reasons. Simple to operate hydraulic mechanism, gently raises or lowers the upper part of your patient's body to provide maximum comfort and facility, can be operated by any patient with reasonable manual dexterity. Lightweight, made from chromed tubular steel, weighs about 6 kg, portable and may be moved from bed to bed if required. Evaluated, endorsed and used in hospitals and homes throughout Australia. (See illustration page 40.) Write: Mr. W. Kelso, Director, Australian Representative Services Pty. Ltd., GPO Box 314, Sydney, N.S.W. 2001 Australia and send a copy of your initial correspondence to Canadian Consulate General, A.M.P. Centre, 8th Floor, 50 Bridge Street, Sydney N.S.W. 2000, Australia.

Dispositif pour malades alités/332

Une firme australienne offre à un fabricant canadien une licence pour les droits exclusifs de fabrication et de commercialisation, pour le Canada et les États-Unis, de son dispositif conçu pour être utilisé avec n'importe quel matelas, quelle que soit son épaisseur. Grâce à ce dispositif, le malade peut choisir différents angles de posture pour manger, lire, s'asseoir ou pour répondre à certaines exigences thérapeutiques. Mécanisme hydraulique facile à faire fonctionner qui lève ou abaisse doucement la partie supérieure du corps pour offrir le maximum de confort. Tout malade à qui il reste un peu de dextérité manuelle peut faire fonctionner ce dispositif. Fait d'acier tubulaire chromé, il est léger (environ 6 kg) et transportable (d'un lit à un autre, par exemple). Évalué, cautionné et utilisé par nombre d'hôpitaux et de foyers pour personnes âgées en Australie. (Voir l'illustration page 40.) Écrire à: M. W. Kelso, Directeur, Australian Representative Services Pty. Ltd., GPO Box 314, Sydney N.S.W. 2001 (Australie) et faire parvenir une copie de votre correspondance initiale au Consulat général du Canada, A.M.P. Centre, 8th Floor, 50 Bridge Street, Sydney N.S.W. 2000 (Australie).

Levitation Equipment and Rail Crane Technology/332

East German firm offers the licensing rights in Canada to its elevation and horizontal displacement of a 500 tonne railway crane, together with its two outrider railcar supports and fully extended 80 meter jib with load attached and the positioning of a 600 tonne winding tower over a mine shaft from its assembly 40 meters away were carried out by three engineers in two days using high pressure fluid cushion technology for structural assembly and heavy freight transportation developed in the GDR. This technology is based on the virtually frictionless sliding motion of floating hydraulic jacks which create a high pressure cushion between the bottom of the jacks and the slide ways. The very high pressure of the cushion — up to 1.5 MPa — is some four times greater than that of comparable technology and its energy requirement is 8-15 percent less. Minimal surface preparation is required before laying down the slide ways used by the GDR floating hydraulic jack. The GDR jacks can be affixed directly to the unit to be moved, or coupled to a platform on which the unit is moved, eliminating the need for rail tracks or other special terrain preparation and facilitating the negotiation of corners. In comparison with other systems, the GDR technology requires extremely little energy, the fluid loss at its very high operating pressure being very low. Precise height control of the hydraulic jacks allows the transport of tall equipment with high centers of gravity. Loads can be raised vertically on a low gradient, while simultaneously being transported horizontally. No comparable technology is believed to exist. The underlying technology was first developed in the GDR in 1975, and had its first application in 1976 when it was used to successfully transfer upright a 34 meter high petro-

Technologie de pointe pour le déplacement de matériel lourd/332

Une société est-allemande offre les droits de licence au Canada s'appliquant à une technologie de pointe pour le déplacement de matériel lourd. Trois ingénieurs ont réussi en deux jours à soulever et à déplacer une grue sur rails de 500 tonnes ainsi que ses deux stabilisateurs et sa flèche de 80 mètres complètement allongée avec sa charge. Ils ont aussi déplacé de 40 mètres, un portique de 600 tonnes pour le positionner au-dessus d'un puits de mine. Ce tour de force a été rendu possible par la technologie du coussin de fluide à haute pression pour la manutention de marchandises lourdes et de structures, technique mise au point en RDA. Cette technologie tire son efficacité de l'absence quasi-totale de frottement des vérins hydrauliques mobiles. Il se crée une espèce de coussin à haute pression entre la partie inférieure des vérins et les glissières. La très haute pression du coussin (elle peut atteindre 1,5 MPa) est environ quatre fois plus grande que la pression à laquelle font appel les techniques utilisées habituellement et la consommation d'énergie est de 8 à 15 pour cent inférieure. Une préparation minimale de la surface est requise avant la mise en place des glissières du vérin hydraulique. Les vérins peuvent être fixés directement à la structure à déplacer ou à une plateforme sur laquelle on dépose la structure. Les rails sont donc inutiles et il n'est pas nécessaire d'exécuter une préparation spéciale du terrain; par ailleurs, cette technique facilite les opérations lorsque l'orientation du déplacement change. Elle ne nécessite que très peu d'énergie par rapport aux autres techniques et les pertes de fluide aux pressions très élevées de fonctionnement sont faibles. Un contrôle précis de la hauteur des vérins permet le déplacement de hautes structures à centre de gravité élevé. Les charges

chemical column weighing 120 tonnes over a distance of 200 meters from where it was assembled to its operating location. Six more such units have since been moved in this way without any special safeguards against tilting. The buyer of the cranes' technology pays a special know-how fee for the additional air cushion equipment. Write: Mr. Michael Wolski, Bauakademi der DDR, Institut fuer Industriebau, Plauener Str, 1125 Berlin, German Democratic Republic and send a copy of your initial correspondence to 1) Mr. Fritz Zschernig, General Director, Marketing & Development Department, The Central Office of International License Commerce of the G.D.R., Schiklerstr. 57, 102 Berlin, German Democratic Republic and 2) Commercial Division, Canadian Embassy, Ulica Matejki 1/5, Srodmiescle, Warsaw 00-481, Poland.

Gas Coal/Log Fires/332

British firm offers a Canadian company the manufacturing and North American marketing rights to gas fires based on UK and USA patented bed aeration principle to give extremely realistic open grate coal (and/or log) effect gas fires with hot radiating "heart" and attractive yellow flames. Overall thermal efficiencies are akin to solid fuel fires, but without the mess. Efficiencies can be substantially improved with waste heat recovery, e.g., back boilers or heated room air convection. Over 60,000 units have been sold in the UK since 1976. Write: The Kohlangaz Fire Co. Ltd., Kohlangaz House, Kellaw Road, Yarm Road Industrial Estate, Darlington DL1 4YA, England and send a copy of your initial correspondence to Commercial Division, Canadian High Commission, One Grosvenor Square, London W1X 0AB, England.

peuvent être soulevées lentement tout en étant déplacées à l'horizontale. Il semble que cette technique soit la seule du genre. La technologie sous-jacente a été développée en RDA en 1975; elle a d'abord servi à déplacer une colonne pétrochimique de 34 mètres et de 120 tonnes sur une distance de 200 mètres. Depuis ce temps, six autres structures du genre ont été déplacées sans dispositifs spéciaux de protection contre l'inclinaison. L'acheteur de la technologie doit s'attendre à payer le savoir-faire relatif au matériel pneumatique de coussinage supplémentaire. Écrire à: M. Michael Wolski, Bauakademi der DDR, Institut fuer Industriebau, Plauener Str, 1125 Berlin (Allemagne de l'Est) et faire parvenir une copie de votre correspondance initiale à: 1) M. Fritz Zschernig, Directeur général, Marketing & Development Department, The Central Office of International License Commerce of the G.D.R., Schiklerstr. 57, 102 Berlin (Allemagne de l'Est) et 2) Division commerciale, Ambassade du Canada, Ulica Matejki 1/5, Srodmiescle, Varsovie 00-481 (Pologne).

Simili-feux de charbon/bois au gaz/332

Une firme britannique offre à une compagnie canadienne les droits de fabrication et de commercialisation en Amérique du Nord de foyers à gaz conçus selon un principe d'aération en lit, breveté au R.-U. et aux É.-U., donnant une impression très réaliste d'une cheminée au charbon (et/ou au bois) dont l'âtre dégage de la chaleur et émet d'attractives flammes jaunes. Leur efficacité calorifique globale s'approche de celle des foyers à combustibles solides sans qu'ils ne soient aussi salissants. L'efficacité peut être améliorée de façon substantielle par récupération de la chaleur perdue (chaudières auxiliaires ou chauffage par convection). Au R.-U., on en a vendu plus de 60 000 unités depuis 1976. Écrire à: The Kohlangaz Fire Co. Ltd., Kohlangaz House, Kellaw Road, Yarm Road Industrial Estate, Darlington DL1 4YA (Angleterre), et faire parvenir une copie de votre correspondance initiale à la Division commerciale, Haut-Commissariat du Canada, One Grosvenor Square, Londres W1X 0AB (Angleterre).

Recently Issued Canadian Patents Available for Licensing or Sale in Canada

Note:

Résumés of the following Canadian Patents are published in the language of application, English or French.

Humane Animal Trap/332

A trap that is designed to trap and kill fur bearing animals in a humane manner. The trap comprises: a pair of grips that are normally juxtapositioned with one another and can be drawn apart but upon release snap together; grip powering means for snapping the grips together when the grips are released after being drawn apart; a release means that holds the grips apart when they have been drawn apart and upon activation permits the two grips to snap together from the drawn apart position; and means for mounting and holding the pair of grips, powering means and release means on a stationary object, which means frees the pair of grips, powering means and release means when the release means has been activated. Write: **PATENT 1,153,555**, Daniel L. Rice, General Delivery, Coalmont, British Columbia V0X 1G0 and send copy of your initial correspondence to Licensing Opportunities (FBLO), Office of Industrial Innovation, Department of Regional Industrial Expansion, Ottawa, Ontario K1A 0H5.

Separation of Antimony/332

Antimony values are separated from a material containing a sulfo-antimony compound of copper, e.g. tetrahedrite ore concentrate, by a process involving establishing a pool of molten lead, adding a metallic alkali metal, e.g. metallic sodium, to the molten lead in an amount which is sufficient to reduce the combined antimony of the sulfo-antimony compound or compounds of copper of the tetrahedrite to metallic antimony, adding the tetrahedrite ore concentrate to the molten lead, and mixing together the alkali metal, molten lead, and tetrahedrite ore concentrate. The alkali metal and sulfo-antimony compound of copper are reacted together in the presence of the molten lead for a period which is sufficient to reduce the antimony of the sulfo-antimony compound of copper to metallic antimony and to form one or more sulfo-alkali metal compounds of copper, and a matte phase which separates from the molten lead. The reduced, metallic antimony passes into the molten lead pool, and the sulfo-alkali metal compound or compounds of copper report in the matte phase on the surface of the molten. Write: **PATENT 1,153,561**, Asarco Incorporated, 120 Broadway, New York City, N.Y. and send copy of your initial correspondence to Canadian Consulate General, 1251 Avenue of the Americas, New York City, N.Y. 10020-1175, U.S.A.

Device for Birefringence Measurements Using Three Selected Sheets of Scattered Light (Isodyne Selector, Isodyne Collector, Isodyne Collimator)/332

A new method and device has been developed to experimentally determine the state and amount of birefringence along any arbitrary direction through a birefringent body. Such information can be used to determine the optical anisotropy of solid and liquid bodies, the residual and induced stress fields, etc. Essentially, this method and device separates, from the light scattered in all directions along an arbitrary path of laser light in a body, three sheets of light which are subsequently collimated; each of these light sheets contains parallel light rays carrying information of interest. The middle light sheet indicates the line of measurements, which is identical with the path or position of laser beam in a body. The two outer light sheets carry two complementary and independent pieces of information on the state and amount of birefringence along the line of measurements. Thus, both outer sheets of light can be used simultaneously to increase the reliability and accuracy of the birefringence measurements. Write: **PATENT 1,153,578**, Jerzy T. Pindera, Professor, Department of Civil Engineering, University of Waterloo, Ontario N2L 3G1 and send copy of your initial correspondence to Licensing Opportunities (FBLO), Office of Industrial Innovation, Department of Regional Industrial Expansion, Ottawa, Ontario K1A 0H5.

Brevets canadiens récemment émis pour octroi de licence ou vente au Canada

Note:

Des résumés des brevets canadiens ci-joints sont publiés dans la langue de la demande de brevet, en anglais ou en français.

Piège à animaux/332

Séparation de l'antimoine/332

Instrument de mesure de la biréfringence à l'aide de trois plans d'éclairement diffus choisis (sélecteur isodynamique, collecteur isodynamique et collimateur isodynamique)/332

One-Directional Uniformly Coated Fibers, Method of Preparation, and Uses Therefore/332

Fibres unidirectionnelles à enrobage uniforme, leur préparation et leur emploi/332

A problem addressed by this invention was how to obtain very long lengths of refractory metal-coated multifilamentary yarns having a uniform coating on the filaments which make up each yarn, the coating being uniform throughout the length of the yarn such that the coated yarns are suitable for being woven and are suitable for a variety of other uses. The solution is a continuous process which employs a chemical vapor deposition reaction at relatively low temperature and pressure and a separation of the gaseous reaction products from the coated yarn prior to allowing the coated yarn to cool. Write: **PATENT 1,153,637**, Mr. James E. Denny, Assistant General Counsel for Patents, Office of the General Counsel, U.S. Department of Energy, Washington, D.C. 20545 and send copy of your initial correspondence to Canadian Consulate General, 3 Parkway Building, Suite 1310, Philadelphia, Pennsylvania 19102-1366, U.S.A.

Method of Preparation of Novel Fiber Reinforced Titanium Diboride Composite Bodies and Uses Therefore/332

Méthode d'obtention de surfaces textiles revêtues de diborure de titane, et utilisation du produit ainsi obtenu/332

Cloth is coated with titanium diboride in a chemical vapor deposition reaction under particular coating conditions which result in a uniform coating on the individual filaments making up the cloth fiber bundles. The coated cloth can be used as deposited as electrodes, for example, or can be hot pressed to form highly spall-resistant structures having special utility in fusion reactors, for example, as wall armor. Write: **PATENT 1,153,638**, Mr. James E. Denny, Assistant General Counsel for Patents, Office of the General Counsel, U.S. Department of Energy, Washington, D.C. 20545 and send copy of your initial correspondence to Canadian Consulate General, 3 Parkway Building, Suite 1310, Philadelphia, Pennsylvania 19102-1366, U.S.A.

Modular Component for the Fabrication of Case Goods/332

Élément modulaire pour la construction de meubles à compartiments de rangement/332

L'élément modulaire est constitué par un panneau ayant une face rectangulaire et l'autre formée d'au moins une paire de zones de même largeur. La seconde zone de chaque paire, à partir de l'une des extrémités du panneau, est décalée transversalement par rapport à la face rectangulaire, de sorte que le panneau présente, sur la face opposée à cette dernière, pour chaque paire de zones qu'elle comprend, une entaille et une saillie opposées l'une à l'autre. L'arrête du panneau située sous les entailles est émoussée à 45°, à partir du bord de ces dernières. L'élément permet la construction, sans aucun moyen d'assemblage et/ou de fixation, de meubles à compartiments de rangement inclinés, différents quant à leur forme et usage. Il peut être utilisé pour la construction de parois ou de murs alvéolaires. Écrire à: **BREVET 1,153,735**, Carlo Steffen, 16, rue de la Fontenette, CH-1227 Carouge (Suisse) et faire parvenir copie de votre correspondance initiale à l'Ambassade du Canada, Kirchenfeldstrasse 88, 3005 Berne (Suisse).

Method and System for Ethanol Production/332

Méthode et installation de production d'éthanol/332

A transition metal carbonyl and a tertiary amine are employed as a homogeneous catalytic system in methanol or a less volatile solvent to react methanol with carbon monoxide and hydrogen gas producing ethanol and carbon dioxide. The gas contains a high carbon monoxide to hydrogen ratio as is present in a typical gasifier product. The reaction has potential for anhydrous ethanol production as carbon dioxide rather than water is produced. The only other significant by product is methane. Selected transition metal carbonyls include those of iron, ruthenium and possibly manganese and osmium. Selected amines include trimethylamine, N-Methylpyrrolidine, 24-diazabicyclooctane, dimethyloxyethylamine and 2-pyridinol. Write: **PATENT 1,153,751**, Mr. James E. Denny, Assistant General Counsel for Patents, Office of the General Counsel, U.S. Department of Energy, Washington, D.C. 20545 and send copy of your initial correspondence to Canadian Consulate General, 3 Parkway Building, Suite 1310, Philadelphia, Pennsylvania 19102-1366, U.S.A.

High Temperature, Low Expansion, Corrosion Resistant Ceramic and Gas Turbine/332

Matière à faible coefficient de dilatation et forte résistance à la corrosion pour l'emploi à haute température dans une turbine à gaz/332

The present invention relates to $ZrO_2 - MgO - Al_2O_3 - SiO_2$ ceramic materials having improved thermal stability and corrosion resistant properties. The utilization of these ceramic materials as heat exchangers for gas turbine engines is also disclosed. Write: **PATENT 1,153,779**, Mr. James E. Denny, Assistant General Counsel for Patents, Office of the General Counsel, U.S. Department of Energy, Washington, D.C. 20545 and send copy of your initial correspondence to Canadian Consulate General, 3 Parkway Building, Suite 1310, Philadelphia, Pennsylvania 19102-1366, U.S.A.

Digital Phase/Frequency Locked Loop/332

Boucle numérique d'asservissement de phase ou de fréquence/332

A digital extended linear phase range phase-frequency detector is applied in a phase locked loop to provide a low noise frequency spectrum output and a fast acquisition time. This phase-frequency detector comprises a differential latch, an up/down counter and a digital to analog (D/A) converter. The D/A converter may be a resistor network type or a digital frequency rate multiplier. The loop provides a large pull-in range and locking range. The initial acquisition can be further aided by external logic or processor control. If phase error is not considered, the circuit can be arranged as a frequency locked loop. An input frequency to be tracked is applied to the count-up input of the counter. The D/A converter receives the counter's parallel output and provides an analog signal representative of the counter value. The analog signal is filtered and applied to a voltage controlled oscillator, the output of which is applied to the count-down input of the counter. Write: **PATENT 1,153,795**, Multi-Dimension Ltd., P.O. Box 5506, Station 'F', Ottawa, Ontario K2C 3M1 and send copy of your initial correspondence to Licensing Opportunities (FBLO), Office of Industrial Innovation, Department of Regional Industrial Expansion, Ottawa, Ontario K1A 0H5.

Device for Conversion of Electromagnetic Radiation into Electrical Current/332

Dispositif de conversion des rayonnements électromagnétiques en courant électrique/332

Electromagnetic energy may be converted directly into electrical energy by a device comprising a sandwich of at least two semiconductor portions, each portion having a p-n junction with a characteristic energy gap, and the portions lattice matched to one another by an intervening superlattice structure. This superlattice acts to block propagation into the next deposited portion of those dislocation defects which can form due to lattice mismatch between adjacent portions. Write: **PATENT 1,153,813**, Mr. James E. Denny, Assistant General Counsel for Patents, Office of the General Counsel, U.S. Department of Energy, Washington, D.C. 20545 and send copy of your initial correspondence to Canadian Consulate General, 3 Parkway Building, Suite 1310, Philadelphia, Pennsylvania 19102-1366, U.S.A.

Fishing Rod Holder/332

Support pour canne de pêche/332

The fishing-rod holder is the ultimate in utility from both a standpoint of user ease and immediacy of operation. No other sports fishing-rod holder attempts to fix rod and reel in an immediately operable position. This holder has virtually eliminated the need for muscle in deeper fishing practices employing increasing weights. The unique application of tube (A₁ & A₂) locked on the rod, permits, co-operatively with B₁, the complete restraint of the rod and reel. Optimum utility is achieved. The fish can even be 'played' while rod is still in holder (a boon to many handicapped fisherman). It can be seen this method enhances the operator's control actions during emergencies. It also extends the operator's real capacity to use more than one rod. Write: **PATENT 1,153,889**, Jack G. Ilett, Apartment 210, 3244 Quadra Street, Victoria, B.C. V8X 1G2 and send copy of your initial correspondence to Licensing Opportunities (FBLO), Office of Industrial Innovation, Department of Regional Industrial Expansion, Ottawa, Ontario K1A 0H5.

Artificial Bloc for Sea and Waterway Structures/332

Bloc artificiel pour structures maritimes et fluviales/332

Bloc de carapace pour structure de protection des ouvrages maritimes et fluviaux, caractérisé en ce qu'il est constitué par un noyau central de forme sensiblement cubique ayant d'une part une face supérieure et une face inférieure opposées munies, chacune respectivement, d'une patte supérieure et d'une patte inférieure en forme d'enclume. Les tables de ces enclumes sont disposées parallèlement entre elles et auxdites faces opposées, les pans inclinés de ces enclumes s'appuient sur deux premières faces verticales apparentes et opposées du noyau. Les deux autres faces verticales du noyau sont munies chacune d'une patte horizontale en tronc de pyramide à quatre faces, deux de ces faces opposées s'appuyant en recouvrement sur les côtés des enclumes et les deux autres faces opposées ont leur base au moins en partie commune avec un côté de la face latérale apparente attenante du noyau. Et coffrage pour la fabrication d'un tel coffrage. Écrire à: **BREVET 1,153,900**, Société Grenobloise d'Études et d'Applications Hydrauliques (SOGREAH), 6, rue de Lorraine, 38130 Echirolles (France) et faire parvenir copie de votre correspondance initiale à l'Ambassade du Canada, 35, avenue Montaigne, Paris, 75008 (France).

Trailer Hitching Back-Up Viewer/332

Rétrovisseur facilitant l'attelage des remorques/332

A reflective device adapted to aid a motorist in hitching a vehicle to a trailer is disclosed, comprising a viewing box containing two plane mirrors angularly positioned in relation to each other. The viewing box is secured to the front support leg of the trailer to be hitched. The motorist sees the images of the trailer and vehicle hitching means in the viewing box, and, when backing up, sees the image of the vehicle hitching moving rearwardly toward the image of the trailer hitch. The device is collapsible to a substantially flat configuration for storage purposes. Write: **PATENT 1,153,920**, Roger Bergeron, 320 Edouard Street, St-François, Ville de Laval, Quebec H7A 2H1 and send copy of your initial correspondence to Licensing Opportunities (FBLO), Office of Industrial Innovation, Department of Regional Industrial Expansion, Ottawa, Ontario K1A 0H5.

Refuse Collection Device/332**Dispositif pour la cueillette des ordures/332**

A refuse collection device has an elongated handle with a sleeve slidable thereon and substantially flat rectangular body members on the handle and sleeve respectively for engagement in the open end of a disposable bag. Movement of the handle relative to the sleeve expands the bag to a full open position and secures it whereupon the bag may be turned inside out by pushing it between the substantially flat rectangular body members so that a firm smooth opening is defined by the body members into which refuse may be conveniently moved. Write: **PATENT 1,154,052**, Frank N. Kinney, 300 Fountain Avenue, Ellwood City, Pennsylvania 16117 and send copy of your initial correspondence to Canadian Consulate General, 3 Parkway Building, Suite 1310, Philadelphia, Pennsylvania 19102-1366, U.S.A.

Unitary Battery Formation Tub/332**Cuve de moulage de bacs monopiece pour accumulateurs/332**

An apparatus for forming a plurality of batteries, comprising a fluid containing body having a base and opposing side walls, a series of supports positioned at the corners of the body defined by intersecting side walls, a fluid inlet manifold connected to a first side wall and communicating with the body, and a fluid outlet manifold connected to a second side wall horizontally opposing the first side wall and communicating with the body, wherein the body, the legs, the fluid inlet and the fluid outlet comprise a unitary structure. The apparatus is particularly adapted for stacking in a vertical array, providing a cascading fluid arrangement, by positioning the fluid outlet of a first, upper apparatus in vertical spaced relation to the inlet of a second, lower apparatus. Write: **PATENT 1,154,084**, General Battery Corporation, Box 1262, Reading, Pennsylvania 19603 and send copy of your initial correspondence to Canadian Consulate General, 3 Parkway Building, Suite 1310, Philadelphia, Pennsylvania 19102-1366, U.S.A.

Boil-Over Preventer/332**Dispositif pour la prevention du debordement de liquides en train de bouillir/332**

An apparatus for preventing fluid from boiling over the top edge of a cooking pot. The invention comprises a hollow metal cone having an open base and an open top, and means for holding the cone inverted in the interior of the cooking pot. Preferably, the apparatus is attachable to the cooking pot's lid. Using the invention it is possible to boil such foods as rice without having the content of the cooking pot boil over. Write: **PATENT 1,154,273**, Helena M. Lee; Robert K. Lee, 1312 Parsnip Crescent, Prince George, British Columbia V2M 4C4 and send copy of your initial correspondence to Licensing Opportunities (FBLO), Office of Industrial Innovation, Department of Regional Industrial Expansion, Ottawa, Ontario K1A 0H5.

Apparatus for Massaging Foot Reflex Zones/332**Appareil pour masser les zones reflexes du pied/332**

The apparatus comprises a trough and a pressure pump attached to the trough. There are freely heaped up on the bottom of the trough pebbles of different shapes and dimensions. Lukewarm water is supplied by the pressure pump into the trough. As the transition inside surface between the bottom and the walls of the trough is rounded, the pebbles can move when walking thereon. The water is warmed up in the trough and circulated under pressure. The effect of the apparatus when walking on the pebbles is the same as treading water in stone brooks. In this way the foot reflex zones are automatically massaged. Write: **PATENT 1,154,341**, Rudolf Schweizer, Alte Bernstrasse 2, 3075 Rufenacht Canton of Berne, Switzerland and send copy of your initial correspondence to Canadian Embassy, Kirchenfeldstrasse 88, 3005 Berne, Switzerland.

Integral Blade Cylindrical Gauge Stabilizer-Reamer/332**Outil de foration à lame incorporée avec calibre cylindrique stabilisateur de l'effort de rognage/332**

This invention is directed to a reamer-stabilizer which is useful in drilling oil wells and holes in mineral formations. The reamer-stabilizer extends the life of the drill bit by maintaining the diameter of the hole to original specifications. The reamer-stabilizer comprises a stabilizer portion which reduces excessive lateral movement of the drill bit, a reamer portion which reams away undersize portions of the walls of the hole and a rock chip grinding portion which breaks down oversize rock chips in the hole. Write: **PATENT 1,154,430**, Paul Knutsen, 18 Varshaven Place N.W., Calgary, Alberta T3A 0E1 and send copy of your initial correspondence to Licensing Opportunities (FBLO), Office of Industrial Innovation, Department of Regional Industrial Expansion, Ottawa, Ontario K1A 0H5.

Vacuum Actuated Holding Apparatus for a Plastic Welding Machine/332**Système à ventouses d'immobilisation pour le soudage d'articles en matière plastique/332**

A holding apparatus for use in conjunction with a plastic welding machine adapted to lift an article placed therein toward a head assembly having the holding apparatus associated therewith to retain the article in place, the holding apparatus comprising a mounting plate having a face adapted to receive the article, a port extending through the face, a vacuum actuated

piston operatively associated with the port, and opposing side plates connected to selected edges of the mounting plate and operatively associated with the piston, which side plates include strips or bands which extend transversely from the side plates toward the mounting plate, and which are adapted to engage selected portions of the article. In use, the article is placed over the mounting plate, covering the port and sealing the vacuum system. The vacuum operated piston is activated, retracting the side plates and engaging selected portions of the article by the strip or band. To release the article, the vacuum is interrupted, deactivating the piston and permitting the side plates to extend to their original, open position. Write: **PATENT 1,154,469**, General Battery Corporation, P.O. Box 1262, Reading, Pennsylvania 19603 and send copy of your initial correspondence to Canadian Consulate General, 3 Parkway Building, Suite 1310, Philadelphia, Pennsylvania 19102-1366, U.S.A.

Fish Catcher/332

Dispositif pour ferrer les poissons/332

A device for engaging a fish hook in a fish comprises a connector for first and second lengths of fishing line, the second length of which terminates in a fish hook. The device comprises a device for engaging a fish hook in a fish when the fish snaps at a lure, the device comprising a resiliently deformable member having connection means for fishing line and the member being latchable in its deformed condition including guide means to guide a pair of latching members into releasable engagement on tensile force on the connection means, and a float being provided movable between an unbuoyed position in which it is adapted to inhibit release of the engagement on tensile force on the connection means and a buoyed position in which it permits release of the engagement on tensile force on the connection means. When the fish snaps at the bait of a fishing hook at the end of the line the engagement is released and the hook jerks in the fish mouth. Write: **PATENT 1,154,592**, Chikao Nishi, 6-12 Kaorigaoka, 3 Cho, Sakai-shi, Osaku-fu, Japan and send copy of your initial correspondence to Canadian Embassy, 3-38 Akasaka, 7 Chome, Minato-ku, Tokyo 107, Japan.

Manufacture of Fire Starters/332

Procédé pour fabriquer des allume-feux/332

Un procédé simple et rapide pour fabriquer des allume-feux à partir de particules de bois (copeaux, planures, sciures et autres) sèches ou humides que l'on fait frire dans de la paraffine brute très chaude. Écrire à: **BREVET 1,154,594**, Yvan Robichaud, 919 du Parc, Saint-Nicholas Est (Québec) G0S 3L0 et faire parvenir copie de votre correspondance initiale à la Section des possibilités de licences (FBLO), Bureau de l'innovation industrielle, ministère de l'Expansion industrielle régionale, Ottawa (Ontario) K1A 0H5.

Searching and Counting Device/332

Dispositif de recherche et de comptage/332

A searching and counting device for embryos, and other structures, organisms or particles, comprising a vessel or dish with either a distinct bottom and peripheral wall or a concave bottom without walls or a slide, plate or filter embodied with markings or embossments which delineate either a spiral or a spiroid path originating at or near the center, extending toward or to the periphery or peripheral line. The path may be embodied with symbols, numerals or letters placed at intervals to act as reference points or with divisions to facilitate counting. Write: **PATENT 1,154,614**, Robert Bériault, 928 Calais Street, Mont Saint-Hilaire, Quebec J3H 4R1 and send copy of your initial correspondence to Licensing Opportunities (FBLO), Office of Industrial Innovation, Department of Regional Industrial Expansion, Ottawa, Ontario K1A 0H5.

Microporous Glass Catalysts/332

Catalyseurs vitreux microporeux/332

Novel catalysts resembling zeolites in activity can be prepared by impregnating a microporous glass catalyst support with a precursor for alumina, alumina/silica or a hydrate thereof and converting the precursor into a layer of the desired compound in the pores of the support, yielding a catalyst having a majority of pores in the size range 5 to 6 Angstroms. The catalyst permits oxygen-containing organic compounds to be converted into light hydrocarbons in the gasoline-boiling range. Write: **PATENT 1,154,737**, Coal Industry (Patents) Limited, Hobart House, Grosvenor Place, London S.W.1., England and send copy of your initial correspondence to Commercial Division, Canadian High Commission, One Grosvenor Square, London W1X 0AB, England.

Measurement and Control of the Length of an Electric Arc and the Noise it Generates/332

Mesure et contrôle acoustique de la longueur d'un arc électrique/332

L'invention concerne une méthode ainsi qu'un dispositif pour contrôler la longueur d'un arc électrique dans un four à arc ou un appareil de soudure à l'arc de type gaz-tungstène ou gaz-métal à courant pulsé ou non, avec ou sans apport de métal. Cette méthode consiste à moduler le courant d'alimentation de l'arc s'il ne l'est pas déjà, pour générer un signal acoustique, à capter le signal acoustique généré par l'arc, à comparer l'amplitude du signal acoustique ainsi capté qui, en pratique, est fonction directe de la longueur réelle de l'arc, à une amplitude de référence correspondant à la longueur d'arc désirée pour déterminer la valeur algébrique de leur différence, et à asservir le déplacement d'au moins un des deux éléments de la machine entre lesquels l'arc est formé, proportionnellement à la valeur algébrique ainsi déterminée pour augmenter ou réduire la longueur réelle de l'arc et ainsi ramener cette longueur réelle à la longueur désirée. Cette méthode est

particulièrement intéressante dans le cas d'un four à arc à courant triphasé puisqu'elle permet de contrôler simultanément les longueurs des arcs se formant entre chacune des trois électrodes et le bain de façon à ce que ces longueurs restent sensiblement identiques les unes aux autres et égales à une longueur désirée. Écrire à: **BREVET 1,154,813**, Hydro Québec, 75, boulevard Dorchester ouest, Montréal (Québec) H2Z 1A3 et faire parvenir copie de votre correspondance initiale à la Section des possibilités de licences (FBLO), Bureau de l'innovation industrielle, ministère de l'Expansion industrielle régionale, Ottawa (Ontario) K1A 0H5.

Intraocular Lens System/332

Système de lentilles intraoculaires/332

Attachment means for an artificial intraocular lens system for implantation in the eye comprises a pair of capsule clips laterally extending from the edge of the lens and lying within or parallel to the plane of the lens, and at least a single clip diametrically opposed to the pair of clips. The members of the pair of capsule clips are resiliently biased into co-planar alignment, or biased against separation. The members of the pair of capsule clips may have serrations for more secure engagement of the capsule. Write: **PATENT 1,154,904**, Howard V. Gimbel, 307-1711, 4th Street, S.W., Calgary, Alberta T2S 1V8 and send copy of your initial correspondence to Licensing Opportunities (FBLO), Office of Industrial Innovation, Department of Regional Industrial Expansion, Ottawa, Ontario K1A 0H5.

Brick Molding Machine/332

Machine de briqueterie/332

A table top brick molding machine includes a table defined by a top and legs, the top incorporating a grid open at its top and bottom for defining the sides of molds for receiving brick forming composition; a hopper for dispensing the brick forming composition into the grid; a chain and sprocket drive connected to the hopper for moving the hopper along tracks on the table top above the grid; a shelf beneath the grid for supporting a pallet on a carrier; and a lever system for raising the pallet against the bottom of the grid to complete the molds, and for lowering the pallet and carrier onto the shelf for removal laterally from beneath the table. Write: **PATENT 1,154,941**, Rodger Blackwood; John G. Medway, Box 1210, High River, Alberta T0L 1B0 and send copy of your initial correspondence to Licensing Opportunities (FBLO), Office of Industrial Innovation, Department of Regional Industrial Expansion, Ottawa, Ontario K1A 0H5.

Compound Epicyclic Cog Belt Speed Reducer/332

Réducteur de vitesse avec couronne et planétaires épicycliques entraînés par courroie crantée/332

In a speed reducer, a reaction sun is held stationary relative to a frame and an output sun is coaxial with the reaction sun. An idler carrier assembly, rotatable relative to the frame about the common axis of the two suns, carries a planet shaft supporting a reaction planet and an output planet for conjoint rotation and in radial alignment, respectively, with the reaction sun and the output sun. Rotation of the idler carrier assembly effects orbiting of the planet shaft and its planets about the common axis of the suns. Endless loop force-transmitting elements connect corresponding suns and planets. Rotary input power is applied to the planet shaft effecting conjoint rotation of the planets and orbiting of the planets about the suns' axis. The epicyclic motion of the output planet effects rotation of the output sun. In a preferred embodiment, an input shaft carries a separate input sun coaxial with the other suns; the planet shaft supports an input planet in addition to supporting the output and reaction planets; and the input sun and the input planet are connected by an additional endless loop force-transmitting element. The input shaft is driven by a high-speed electric motor at a speed of at least 3,000 rpm and the velocity ratio of the speed reducer is at least 1,000:1. Write: **PATENT 1,154,982**, Frank L. Stromotich, 4625 North Piccadilly Road, West Vancouver, B.C. V7W 1E3 and send copy of your initial correspondence to Licensing Opportunities (FBLO), Office of Industrial Innovation, Department of Regional Industrial Expansion, Ottawa, Ontario K1A 0H5.

Magnetic Conditioner and Method for Conditioning Liquids/332

Conditionnement magnétique, et méthode de conditionnement de liquides/332

A conditioner and method for magnetically treating liquids such as water, gasoline and oil. The conditioner comprises a permanent magnet having opposed faces, the poles of which magnet are located at the faces, and a casing of a non-magnetic material about the magnet. The device is strapped, using appropriate means, externally to a portion, preferably non-magnetic, of a conduit through which the liquid is passing so that the magnetic field proximate the south pole of the magnet is exposed to the liquid. Reduction of calcium deposits in water lines, cleaner and more efficient burning of gasoline, and reduction of paraffin deposits in oil pipelines are achieved using the device and method of the present invention. Write: **PATENT 1,155,086**, Ross W. Bracewell, 9008 - 107th Street, Fort St. John, B.C. V1J 5R5 and send copy of your initial correspondence to Licensing Opportunities (FBLO), Office of Industrial Innovation, Department of Regional Industrial Expansion, Ottawa, Ontario K1A 0H5.

Frameless Enclosure Assembly/332

Enclos non charpenté/332

A frameless enclosure assembly, supported by the structural assembly of a pre-engineered building having first and second support members, comprising a flexible membrane; a membrane attaching assembly attaching a first end of the facing membrane to the first support member, and attaching a second end of the facing membrane to the second support member and extending the facing membrane substantially taut therebetween; an insulation layer of compressible insulation material supported by the facing membrane; a panel member positioned substantially parallel to the insulation layer to dispose same between the panel member and underlying structural assembly; and a panel securing assembly for securing the panel to the structural assembly and transferring load from the panel member to the structural assembly while the insulation layer substantially uniformly retains its resistance to heat transfer. Write: **PATENT 1,155,269**, Encon Products, Inc., 2737 West California, Oklahoma City, Oklahoma 73107 and send copy of your initial correspondence to Canadian Consulate General, 2001 Bryan Tower, Suite 1600, Dallas, Texas 75201-3051, U.S.A.

Apparatus for Laying Pipe/332

Appareil de pose de tuyaux/332

The apparatus lays pipe in a trench and joins successive sections thereof. An elongated carriage is of a length sufficient to straddle the trench and includes propelling means for engaging the surface outward from the respective upper sides of the trench and moving the carriage therealong. The propelling means is steerably driven. A crane arises from the carriage and includes an adjustably articulated arm of adjustable length and which has an outer end portion controllably movable both laterally with respect to the trench and between respective positions above and within the trench. The crane is mounted upon the carriage so as to permit the tilting relative thereto and, thus, relative to the sidewalls of the trench. A controllable grapple is mounted on the outer end of the arm and is controlled to engage and disengage the pipe. Write: **PATENT 1,155,306**, John T. Henry, 1226 Summit View Drive, Ft. Collins, Colorado 80524 and send copy of your initial correspondence to Canadian Consulate General, One Maritime Plaza, Alcoa Building, Suite 1100, Golden Gateway Center, San Francisco, California 94111-3468, U.S.A.

Micro Cleanup and Concentration Apparatus for Trace Residue Analysis by Gas Liquid Chromatography/332

Micro-système d'épuration et de concentration pour l'analyse des résidus à l'état de traces, par chromatographie en phase liquide/332

The elongated glass filament used in the filament concentrator of a micro cleanup and concentration apparatus for trace residue analysis by gas liquid chromatography includes a jacket with an elongated filament freely suspended from a feed tube and terminating with a distal end situated adjacent the reduced drip tip of the jacket and being centralized thereby due to the inner wall of the flow tip being concentric with but slightly spaced from the outer surface of the distal end of the filament. A hypodermic needle assembly extends between the chromatographic column and the feed tube to meter the eluant through the hypodermic needle, which is readily changed depending upon the flow rate required. Write: **PATENT 1,155,317**, John Solomon, 29 Waterford Bay, Winnipeg, Manitoba E3T 1H6 and send copy of your initial correspondence to Licensing Opportunities (FBLO), Office of Industrial Innovation, Department of Regional Industrial Expansion, Ottawa, Ontario K1A 0H5.

Picture Postcard/332

Carte postale à surface de fixation de photos ou d'images/332

A post card having a message, address and postage space on one side of the card and a completely adhesive surface on the opposite side for the attachment to a photograph or picture which is marginally larger than the postcard. The card is used by writing message, addressing, applying postage on one side and removing backing material on adhesive completely covering backside and attaching to a photograph or illustration which is marginally larger. There is but one sheet of backing material on the adhesive and removing that sheet is therefore a one-step process. The above card is applicable to all sizes of photographs, pictures or illustrations. Different sizes of postcards will be made each marginally smaller than the various sizes of developed photographs or various sizes of pictures or illustrations to be mailed. Also for all photographs or pictures, a postcard larger than the photograph will be used in the same way as described above, except that an appropriate card frame of the same thickness as the photograph or picture will surround it, its inner dimensions the same as the photograph used and its outer dimensions marginally larger than the postcard. Write: **PATENT 1,155,810**, Sheldon Goldberg, 3707 West Second Avenue, Vancouver, B.C. V6R 1J8 and send copy of your initial correspondence to Licensing Opportunities (FBLO), Office of Industrial Innovation, Department of Regional Industrial Expansion, Ottawa, Ontario K1A 0H5.

Snap-Through Anti-Ignition Vent Cap for Lead Acid Storage Batteries/332

Capuchon d'évent anti-déflagrant pour batterie au plomb/332

A vented battery cap is provided which is adapted to engage at least one of a plurality of fill holes in an automotive storage battery or similar lead acid battery and which has pressure release means for venting the combustible gases produced within that storage battery under conditions such as overcharge conditions into the atmosphere. The cap itself is comprised of substantially two portions, a base member which fits into at least one of the fill holes and a top member which snap-fits through the base member. The pressure release means comprises a plurality of extremely narrow slits on both the top and underside of the cap which have widths in the order of a centimetre. The remainder of the battery cap is tightly sealed to prevent any extraneous leaks of battery gases received from the automotive battery from leaking into the atmosphere. The slits are so constructed to facilitate the safe expulsion of any volume of gas normally produced by an automotive storage battery, while virtually eliminating the likelihood that ignition of gases within the atmosphere will result in explosive consequences either within the battery cap or within the battery itself. Write: **PATENT 1,155,921**, General Battery Corporation, P.O. Box 1262, Reading, Pennsylvania 19603 and send copy of your initial correspondence to Canadian Consulate General, 3 Parkway Building, Suite 1310, Philadelphia, Pennsylvania 19102-1366, U.S.A.

Portable Back Packed Cutter/332

Emondoir portable dans un sac à dos/332

The present disclosure is directed to a portable cutter particularly useful in trimming and shaping standing growing trees of the evergreen type which has a cutting head mounted on one end of a rod, and a pistol grip type control handle on the other end. A second handle is secured on the rod substantially midway between the control handle and cutting head. A back pack having partial waist encircling support means with a belt and a securing buckle is provided with a pair of spaced apart vertical standards secured to said encircling support having a transverse connector therebetween above said waist support. The back pack is retained on the operator by a pair of shoulder strap connector means attached to each end of center of said transverse connector and connectable to said waist support. Back pack extension and guide means is carried by and secured to at least one of the vertical standards. A cutter suspension shock cord is adapted to be connected between the back pack extension and the cutter rod proximate the cutting head and being adjustable along the rod to permit adjustability for varying the apparent weight of the cutter from an apparent zero to an amount desired by the operator to provide maximum maneuverability with a minimum of operator fatigue. The prime mover is carried by the back pack above the waist encircling support and supplies power to a motor connected to drive the cutting head and being carried thereby. There is a selectively operable control connected between the prime mover and motor for selectively driving the motor under control of the pistol grip control handle. Write: **PATENT 1,156,030**, Howard C. Junkermann, 3501 Barkley Drive, Fairfax, Virginia 22031; and send copy of your initial correspondence to Canadian Consulate General, 3 Parkway Building, Suite 1310, Philadelphia, Pennsylvania 19102-1366, U.S.A.

House Flue with Integrated Water Heater/332

Cheminée domiciliaire avec chauffe-eau incorporé/332

L'invention a pour objet une cheminée perfectionnée pour domicile pourvu d'un système de chauffage central, laquelle avantageusement incorpore deux chauffe-eau indépendants. Cette cheminée comprend un foyer incluant une chambre de combustion et un tuyau d'échappement pour les gaz et fumées, un premier réservoir d'eau formé à même les parois latérales et le fond de la chambre de combustion et un second réservoir d'eau indépendant du premier, formé à même le dessus de la chambre de combustion tout autour du tuyau d'échappement. Le premier réservoir est relié à une source d'alimentation en eau froide domestique et est pourvu d'une sortie qui le rend utilisable comme chauffe-eau pour l'eau domestique lorsque la cheminée est utilisée. Le second réservoir est monté en série avec le circuit d'eau du système central du domicile et sert de chauffe-eau pour l'eau circulant dans tout le système de chauffage central lorsque la cheminée est utilisée. Cette cheminée est tout particulièrement intéressante puisqu'elle permet de tirer le meilleur parti de la chaleur s'échappant du foyer en tenant compte qu'il n'est pas nécessaire de chauffer à plus de 65°C l'eau domestique pour son utilisation alors qu'il est nécessaire de chauffer à des températures supérieures l'eau circulant dans le système de chauffage central. Écrire à: **BREVET 1,156,113**, André Duplessis, 1430, rue King, ouest, Sherbrooke (Québec) J1J 2C2 ou Toni Danella, 4362, boulevard Bourque, Rock Forest (Québec) J0B 2J0 et faire parvenir copie de votre correspondance initiale à la Section des possibilités de licences (FBLO), ministère de l'Expansion industrielle régionale, Ottawa (Ontario) K1A 0H5.

Hook Assembly/332

Croc de suspension/332

A hook assembly for suspending a bag or other member from an overhead support, such as a tree limb in a safe manner and with the use of only one hand, includes a hook and a hood adapted to slide up and down the shank of the hook. The hood serves as an umbrella to prevent rain, dust and other foreign matter from falling into the bag. An elongate downwardly open socket is integrally formed with, and extends along the slope of, the outer surface of the hood. The socket is sized to receive the upper end of a pole used to lift the hook assembly up to an overhead limb or remove the hook assembly from the limb. The hook assembly also includes a lock mechanism for maintaining the hook engaged with the limb. The

lock mechanism is automatically actuated by the movement of the hood as it slides up and down along the hook shank. Write: **PATENT 1,156,207**, H. Robert Widditsch, 163 Etruria, Seattle, Washington 98109 and send copy of your initial correspondence to Canadian Consulate General, 412 Plaza 600, Sixth and Stewart, Seattle, Washington 98101-1286, U.S.A.

Implement to Facilitate the Putting on and Removal of Shoes and Boots/332

Dispositif pour faciliter la mise et l'enlèvement des chaussures et des bottes/332

A multi-purpose, one-piece implement or tool which is used to facilitate the putting on and removal of shoes and boots. The shoe horn is the tool commonly in use to assist in putting on shoes, while the boot caddy, a separate device, is used to aid in removing boots. The boot caddy requires the wearer to put one foot on a board to hold the caddy down, and to put the other foot into a fork-like device in order to pull the foot out of the boot. For this procedure to work, both feet are placed close together, one on the slanted board of the caddy and the other in front, and arms are used to steady the body. This method can create uncomfortable balance problems which are especially dangerous for older people. Write: **PATENT 1,156,454**, Ludwig G. Klein, RR. #3, Salmon Arm, B.C. V0E 2T0 and send copy of your initial correspondence to Licensing Opportunities (FBLO), Office of Industrial Innovation, Department of Regional Industrial Expansion, Ottawa, Ontario K1A 0H5.

Cap-Sensitive Powdered Explosive Composition/332

Poudre de sautage à allumage par amorce/332

A cap-sensitive explosive composition in powder form contains, in addition to ammonium nitrate as its single oxygen releasing component, and optional components commonly used in explosive composition, four components within specific weight ranges, calculated on the explosive composition: (a) 3 to 8% of a combustible liquid consisting of one or more completely water soluble components, having a boiling temperature of above 120°C, and being able of dissolving ammonium nitrate in amounts of between 20 grams and 100 grams per 100 grams of the weight of said liquid without reacting chemically with ammonium nitrate; (b) 0.5 to 2.5% of a water blocking agent consisting of a high molecular weight polysaccharide having the property of imparting high viscosity to an aqueous, saturated ammonium nitrate solution; (c) 0.5 to 3% of a water-insoluble wax or waxy substance in finely pulverized form; (d) 1 to 6% of an aluminium powder the particles of which are in flake form and which have a specific surface of at least 5000 cm² per gram. Write: **PATENT 1,156,468**, Dyno Industrier A.S., Tollbugaten 22, Oslo 1, Norway and send copy of your initial correspondence to Canadian Embassy, Postuttak, Oslo 1, Norway.

Apparatus for Determination of Elastic Isodynes and of the General State of Birefringence Whole Field-Wise Using the Device for Birefringence Measurements in a Scanning Mode (Isodyne Polariscope)/332

Appareil pour déterminer les isodynes élastiques et l'état général de la biréfringence à l'étendue du champ au moyen du dispositif utilisé pour les mesures de biréfringence par balayage (le polariscope à isodynes)/332

A new method and apparatus has been developed to experimentally determine the state and amount of birefringence in an arbitrary plane within a birefringent body. Such information can be used to determine the optical anisotropy in solid and liquid bodies, the residual and induced stress fields, etc. This apparatus represents an essential development and basic modification of the apparatus developed by J.T. Pindera (J.T. Pindera and S. Mazurkiewicz "Photoelastic Isodynes: A New Type of Stress-Modulated Light Intensity Distribution", Mechanics Research Communications, Vol. 4, No. 4, 1977), which utilizes J.T. Pindera's "collecting prism" in a scanning mode (J.T. Pindera and P. Straka "Response to the Integrated Polariscope", Journal of Strain Analysis, Vol. 8, No. 1, 1973). The suitably modified "collecting prism" is called ISODYNE SELECTOR. The ISODYNE SELECTOR, when applied in a scanning mode produces lines of constant light intensities which are the lines of constant values of accumulated birefringence. For plane stress states in engineering objects such lines are identical with the elastic isodynes and are therefore called photoelastic isodynes. Two independent fields of such isodynes allow to determine directly all three stress components of plane stress state, and give an additional relation between stress components. This is the only experimental method supplying directly four independent data on stress state at each point. Write: **PATENT 1,156,488**, Jerzy T. Pindera, Professor of Civil Engineering, University of Waterloo, Ontario N2L 3G1 and send copy of your initial correspondence to Licensing Opportunities (FBLO), Office of Industrial Innovation, Department of Regional Industrial Expansion, Ottawa, Ontario K1A 0H5.

Commodity Handling System/332

Système de manutention de marchandises/332

A system for conveying different commodities between a number of points has a number of different paths linking the points and along which the commodities can be conveyed. The paths will normally be defined by conveyor units, and a computer is employed which is supplied with information as to which conveyor units are available for conveying and determines an optimum route for a commodity between two points in accordance with the supplied information. The computer also ensures that different commodities are kept separate from one another. Write: **PATENT 1,156,744**, Anglo American Corporation of South Africa Limited, 44 Main Street, Johannesburg, Transvaal, South Africa and send copy of your initial correspondence to Canadian Embassy, P.O. Box 26006, Arcadia, Pretoria 0007, South Africa.

System for Authenticating Users and Devices in On-Line Transaction Networks/332

Système d'identification des utilisateurs et des dispositifs pour les réseaux de transactions directes/332

A method for efficiently protecting transactions and providing authentication of users and devices in on-line systems that transfer funds electronically, dispense cash, or provide a good or permit a service to be utilized is provided. The transaction may be initiated by a magnetic-striped plastic card at an attended or unattended terminal and requires the entry of a preassigned Personal Identification Number through a keyboard. The Personal Identification Number is encrypted more than once at the terminal and other means are used in order to prevent the utilization of certain tapped-line data. The data required to validate and authorize the transaction is transmitted securely to a centralized computer which accesses from its stored data base the data that is required to decrypt and validate the transaction, including the encrypted Personal Identification Number corresponding to the received transaction data. A secret Terminal Master Key must be maintained securely at each terminal and may differ at each terminal. A list of such Terminal Master Keys and other secret data must be securely maintained at the centralized computer. Means for multiple-encryptions and decryptions in a predetermined way must also be maintained at each terminal and at the centralized computer. Means are provided for securely returning a response to the terminal at which the transaction was initiated to authorize or reject the requested transaction. These functions are accomplished in a way that permits efficient utilization of data communications lines and reduces or eliminates perpetration of fraud by any of various means. Write: **PATENT 1,156,761**, Marvin Sendrow, 4609 Logsdon Drive, Annandale, Virginia 22003 and send copy of your initial correspondence to Canadian Consulate General, 3 Parkway Building, Suite 1620, Philadelphia, Pennsylvania 19102, U.S.A.

Tree Feller-Buncher/332

Dispositif d'abattage et de groupage des arbres/332

Method and apparatus for felling and bunching trees is provided by means of a support mounted on a vehicle and a carriage mounted for movement along the support in a horizontal direction substantially perpendicular to the direction of movement of the vehicle. The carriage mounts a tree cutting mechanism and a grapple that grips the tree while it is being cut by the cut off mechanism. After the tree is cut the carriage is moved along the support to one end thereof and the grapple moved to a depositing position and releases the cut tree to the side of the path of travel of the vehicle. The present invention permits the vehicle to simply move backwards and forwards along a path to cut a swath through the trees while piling the cut trees immediately adjacent to but to one side of the swath cut by the equipment. Write: **PATENT 1,156,911**, Domtar Inc., 395 de Maisonneuve Blvd., West, Montreal, Quebec H3A 1L6 and send copy of your initial correspondence to Licensing Opportunities (FBLO), Office of Industrial Innovation, Department of Regional Industrial Expansion, Ottawa, Ontario K1A 0H5.

Side Terminal Battery Case Having a Side Terminal Molded Therein/332

Accumulateur à bornes latérales moulées à même le bac/332

A side terminal battery container of the type having a side terminal molded therein is disclosed. The side terminal of the present invention does not extend into the interior of the battery container and is particularly useful for resistance welding techniques during the battery manufacturing process. Write: **PATENT 1,157,088**, General Battery Corporation, P.O. Box 1262, Reading, Pennsylvania 19603 and send copy of your initial correspondence to Canadian Consulate General, 3 Parkway Building, Suite 1620, Philadelphia, Pennsylvania 19102, U.S.A.

Multiple Cell Vent Cap for a Storage Battery/332

Collecteur à évent pour accumulateurs multicellulaires/332

A vent cap for a storage battery, which vent cap includes a base portion and a cover portion which are retained to each other to provide a gas collecting enclosure. The base portion comprises a tray and peripherally extending walls, and is divided into a plurality of cavities by at least one transversely extending rib, which cavities include a first segment having an assembly which communicates with one of the cells of the battery and a second segment which is substantially enclosed to form a holding area and which is separated from the first segment by a plurality of baffles having an aperture which permits limited communication between the first and second segments. The cover portion comprises a substantially planar surface, having a plurality of cup shaped members depending therefrom and which cooperate with the assembly which communicates with the battery cell, and a plurality of slots positioned along an edge of the cover portion opposite the cup shaped members and capable of venting a gas from the second segment to the atmosphere. Write: **PATENT 1,157,089**, General Battery Corporation, P.O. Box 1262, Reading, Pennsylvania 19603 and send copy of your initial correspondence to Canadian Consulate General, 3 Parkway Building, Suite 1620, Philadelphia, Pennsylvania 19102, U.S.A.

**Plant and Flower Drying Method with Setting
of their Colors/332**

**Procédé de séchage des plantes et des fleurs
avec fixation de leurs couleurs/332**

L'on décrit un procédé pour sécher les plantes vertes et les fleurs, tout en fixant et conservant les couleurs naturelles de ces plantes et fleurs. Dans le cas où le produit final sera une plante ou fleur séchée et aplatie, la plante ou la fleur fraîche est mise dans une presse, tel qu'entre les feuilles d'un livre, et le tout soumis à une température en-deçà du point de congélation, de préférence entre moins 5° et moins 25°C pendant quelques heures. Ensuite, on laisse sécher à l'air libre et à la température normale. Lorsque l'on désire un produit final non aplati, c'est-à-dire en trois dimensions, l'on soumet la plante ou la fleur fraîche à un séchage par courant d'air froid à une température entre moins 5° et moins 25°C. Écrire à: **BREVET 1,157,285**, N. Hung Bui, 1550 de Maisonneuve, ouest, Montréal (Québec) H3G 1N2 et faire parvenir copie de votre correspondance initiale à la Section des possibilités de licences (FBLO), Bureau de l'innovation industrielle, ministère de l'Expansion industrielle régionale, Ottawa (Ontario) K1A 0H5.

Air Furnace/332

**Appareil de chauffage avec échangeur de chaleur
à circulation d'air/332**

An air furnace adapted to burn wood, of the type including air heating tubes mounted in the combustion chamber, and characterized by being arranged to optimize the heat transfer with up and down flow of the hot combustion gases around the air heating tubes and adjustable flows of ambient air in it to control the temperature of the ambient air. The air furnace includes an inner firebox casing forming a combustion chamber having air tubes in its upper portion, an outlet for combustion gases and smoke in one of its walls, a baffle secured to that one wall to form an upwardly opening pocket cooperatively with the same in registry with that outlet and outer casing, and dampers between the walls of the firebox casing and outer casing to control flows of ambient air between the two casings. Write: **PATENT 1,157,330**, Alexandre Lachapelle, 565 Côte St. André, Lafontaine (Québec) J7Z 5T5 and send copy of your initial correspondence to Licensing Opportunities (FBLO), Office of Industrial Innovation, Department of Regional Industrial Expansion, Ottawa, Ontario K1A 0H5.

**Attack Polish for Nickel-Base Alloys and
Stainless Steels/332**

**Poli d'attaques des alliages de nickel et
de l'acier inoxydable/332**

A chemical attack polish and polishing procedure for use on metal surfaces such as nickel base alloys and stainless steels. The chemical attack polish comprises $\text{Fe}(\text{NO}_3)_3$, concentrated CH_3COOH , concentrated H_2SO_4 and H_2O . The polishing procedure includes saturating a polishing cloth with the chemical attack polish and submicron abrasive particles and buffing the metal surface. Write: **PATENT 1,157,353**, Mr. James E. Denny, Assistant General Counsel for Patents, Office of the General Counsel, U.S. Department of Energy, Washington, D.C. 20545 and send copy of your initial correspondence to Canadian Consulate General, 3 Parkway Building, Suite 1620, Philadelphia, Pennsylvania 19102-1366 U.S.A.

**Chemical Method of Labelling Proteins with the
Radionuclides of Technetium at Physiological
Condition/332**

**Méthode chimique pour le marquage de protéines
à l'aide d'isotopes du technetium dans des
conditions physiologiques/332**

A novel rapid chemical method of labeling plasma proteins, other compounds and/or substances containing proteins with radionuclides of Technetium such as $^{95\text{m}}\text{Tc}$, $^{99\text{m}}\text{Tc}$ or ^{99}Tc at physiologic pH 7.4 condition, producing a sterile non-pyrogenic radioactive tracer material suitable for biological and medical uses. These radiolabeled protein substances are not denatured by the labeling process but retain their natural physiological and immunological properties. This novel labeling technique provides a simple and rapid means of labeling plasma proteins such as human serum albumin, fibrinogen, antibodies, hormones and enzymes with $^{95\text{m}}\text{Tc}$ or $^{99\text{m}}\text{Tc}$ for scintigraphic imaging which may allow visualization of thrombi, emboli, myocardial infarcts, infectious lesions or tumors. Write: **PATENT 1,157,374**, Dennis W. Wong, 2853 Sunnyglen Road, Torrance, California 90505 and send copy of your initial correspondence to Canadian Consulate General, 510 West Sixth Street, Los Angeles, California 90014-1377, U.S.A.

**High Fidelity Stereophonic Reproduction
System/332**

**Système de reproduction stéréophonique
à haute fidélité/332**

An audio system for portable high fidelity reproduction, to provide a sensation of being surrounded by a three-dimensional field of lifelike sound events, comprises a set of miniaturized electro-acoustical devices adapted to each other and for battery-operated high fidelity reproductions and designed to be supported by or built into an inter-connecting belt-like garment, so as to be worn in contact with the listener's body without causing any discomfort or encumbrance. The system may further employ one or more pairs of small-size binaural transducers with open-air high fidelity characteristics, and its circuitry is designed for binaural radiation and for optimal frequency response and perfect space reproduction through a given transducer type. Write: **PATENT 1,157,382**, Andreas Pavel, Via Visconti di Modrone 14/A, Milan, Italy and send copy of your initial correspondence to Canadian Embassy, Via G.B. de Rossi 27, 00161 Rome, Italy.

Liquid Filter/332

Filtre pour liquide/332

Filters, particularly relative small filters, usually include a screening element which readily clogs or becomes partially blocked with material thus impeding the flow of liquid therethrough. The present invention comprises a cylindrical filter housing or bowl portion bisected by a vertically situated screen element situated at an angle to the direction of flow so that the flow of fluid tends to wash the screen and deposit the sediment at the base of the housing. Preferably the housing is formed of clear plastic or glass so that the screen condition can be viewed. The base of the screen element is angulated and lies on the base of the housing upon the inlet side thereof so that when removing the screen for cleaning, any sediment may be lifted clear of the housing as the screen is removed. Write: **PATENT 1,157,391**, John D. Van Mol, Box 13, Group 20, R.R. #1, Winnipeg, Manitoba and send copy of your initial correspondence to Licensing Opportunities (FBLO), Office of Industrial Innovation, Department of Regional Industrial Expansion, Ottawa, Ontario K1A 0H5.

Snowmobile/332

Motoneige/332

A snowmobile of the type comprising a conventional front ski assembly and endless track but also a rear ski assembly and characterized by the latter, being pivotally connected relative to the body of the snowmobile and adjustable in height relative to the rear end of the endless track for improved longitudinal stability and comfort, better longitudinal load distribution and adjustment in relation with the condition of the snow on the ground and the desired traction. A suspension arm system resiliently and adjustably attaches the rear end of the endless track and the rear ski assembly to the body of the snowmobile with a remote control for selective adjustment of the height as aforementioned. Write: **PATENT 1,157,497**, Roland Boulianne, 227 de la Fabrique Street, Jonquière, Québec G7X 3N8 and send copy of your initial correspondence to Licensing Opportunities (FBLO), Office of Industrial Innovation, Department of Regional Industrial Expansion, Ottawa, Ontario K1A 0H5.

Method and Apparatus for Transcutaneous Electrical Stimulation/332

Méthode et dispositif de stimulation transcutanée à l'électricité/332

A method and apparatus for monitoring and obtaining actual bio-electrical characteristics of a subject, such as EEG, or determinants of the psycho-electro-physiological state of the subject, under predetermined conditions of evoked response stimuli, and by interaction with a computer, apply cutaneous electrical stimulation to the subject, using a signal generator to modify current amplitude and frequency in a direction to achieve bio-electrical characteristics in the subject related to the actual bio-electrical characteristics monitored. The signal generator may have an output of several frequencies simultaneously, and uses a sinusoidal waveform output, with battery power passed through a transformer to power a transconductance amplifier to obtain constant current output despite resistance changes in the line with the subject, and with the transformer not placed in the signal path of the sinusoidal waveform. Write: **PATENT 1,157,526**, Jefferson J. Cohen, 5813 Greenspring Avenue, Maryland 21209 and send copy of your initial correspondence to Canadian Consulate General, 3 Parkway Building, Suite 1620, Philadelphia, Pennsylvania 19102-1366, U.S.A.

Molten Tin Reprocessing of Spent Nuclear Fuel Elements/332

Retraitement à l'étain en fusion du combustible nucléaire épuisé/332

A method and apparatus for reprocessing spent nuclear fuel is described. Within a containment vessel, a solid plug of tin and nitride precipitates supports a circulating bath of liquid tin therein. Spent nuclear fuel is immersed in the liquid tin under an atmosphere of nitrogen, resulting in the formation of nitride precipitates. The layer of liquid tin and nitride precipitates which interfaces the plug is solidified and integrated with the plug. Part of the plug is melted, removing nitride precipitates from the containment vessel, while a portion of the plug remains solidified to support the liquid tin and nitride precipitates remaining in the containment vessel. The process is practiced numerous times until substantially all of the precipitated nitrides are removed from the containment vessel. Write: **PATENT 1,157,579**, Mr. James E. Denny, Assistant General Counsel for Patent, Office of the General Counsel, U.S. Department of Energy, Washington, D.C. 20545 and send copy of your initial correspondence to Canadian Consulate General, 3 Parkway Building, Suite 1620, Philadelphia, Pennsylvania 19102-1366, U.S.A.

Process for the Smelting of Copper or Nickel Concentrate/332

Méthode de fusion des concentrés du cuivre et du nickel/332

Concentrate to be smelted is fed into a furnace along its side walls in order to cool the wall surfaces and a mixture of oxygen-enriched air or oxygen, and fuel is fed from the end or vault of the furnace in order to produce molten matte and slag on the floor of the furnace and to remove molten matte, as well as slag and flue gases, from the furnace. At least part of the fuel may consist of concentrate. Write: **PATENT 1,157,664**, Outokumpu Oy, P.O. Box SF-83500, Outokumpu, Finland and send copy of your initial correspondence to Canadian Embassy, P.O. Box 779, 00100 Helsinki 10, Finland.

Chromatographic Hydrogen Isotope Separation/332

Séparation chromatographique des isotopes d'hydrogène/332

Intermetallic compounds with the CaCu_5 type of crystal structure, particularly LaNiCo_4 and CaNi_5 , exhibit high separation factors and fast equilibrium times and therefore are useful for packing a chromatographic hydrogen isotope separation column. The addition of an inert metal to dilute the hydride improves performance of the column. A large scale multi-stage chromatographic separation process run as a secondary process off a hydrogen feedstream from an industrial plant which uses large volumes of hydrogen can produce large quantities of heavy water at an effective cost for use in heavy water reactors. Write: **PATENT 1,157,685**, Mr. James E. Denny, Assistant General Counsel for Patents, Office of the General Counsel, U.S. Department of Energy, Washington, D.C. 20545 and send copy of your initial correspondence to Canadian Consulate General, 3 Parkway Building, Suite 1620, Philadelphia, Pennsylvania 19102-1366, U.S.A.

Dynamic Membrane Process on Moving Porous Support/332

Procédé de la membrane dynamique sur un support poreux mobile/332

It is known that the dynamic membrane process in which dynamic membrane formation and further rejection of the dissolved substances and/or fine particle separation from a solution are made on a motionless porous support at the transmembrane pressure in the range of 400-1000 psig. Frequently, in addition to this high transmembrane pressure, a high velocity circulating cross-flow feed stream is used in order to achieve high permeate flux. To carry out this feed circulation an additional energy consumption is required. In this invention the dynamic membrane formation and further rejection and/or particle separation by previously formed dynamic membrane are carried out on a rotating porous support that allows to achieve both dynamic membrane formation and further rejection of dissolved substances and/or fine particle separation from solution by previously formed membrane at forty- to hundredfold lower transmembrane pressure (7-20 psig) and without or under very low cross-flow stream of the feed solution. By this, the permeate flux, i.e., specific productivity of the dynamic membrane, is in the same range as for high transmembrane pressure and high velocity cross-flow feed stream dynamic membrane process carried out on a motionless porous support. Write: **PATENT 1,157,712**, Josef Mikhlin, 5900 Armstrong Avenue, Apt. 504, Montreal, Quebec H4W 2Z5 and send copy of your initial correspondence to Licensing Opportunities (FBLO), Office of Industrial Innovation, Department of Regional Industrial Expansion, Ottawa, Ontario K1A 0H5.

Cooperative Heat Transfer and Ground Coupled Storage System/332

Système de captage et de stockage de l'énergie thermique du soleil dans le sol/332

A cooperative heat transfer and ground coupled storage system wherein collected solar heat energy is ground stored and permitted to radiate into the adjacent ground for storage therein over an extended period of time when such heat energy is seasonally maximally available. Thereafter, when said heat energy is seasonally minimally available and has propagated through the adjacent ground a substantial distance, the stored heat energy may be retrieved by a circumferentially arranged heat transfer means having a high rate of heat transfer. Write: **PATENT 1,157,717**, Mr. James E. Denny, Assistant General Counsel for Patents, Office of the General Counsel, U.S. Department of Energy, Washington, D.C. 20545 and send copy of your initial correspondence to Canadian Consulate General, 3 Parkway Building, Suite 1620, Philadelphia, Pennsylvania 19102-1366, U.S.A.

Roll Retaining Means for a Dispensing Box/332

Fixation de cylindre sur caisse de tête de machine à papier/332

A roll retaining means for retaining a roll of sheeting material in a dispensing box comprising a rod having two end segments with one of the segments being provided with a piercing means and a sleeve mounted thereon adjacent to the piercing means, the sleeve, upon being inserted through an end wall of the dispensing box, retains the roll in position when the other of the end segments is secured to the box. Write: **PATENT 1,157,823**, Joseph I. Byer, 2896 Radisson Avenue, Windsor, Ontario N9E 1Y3 and send copy of your initial correspondence to Licensing Opportunities (FBLO), Office of Industrial Innovation, Department of Regional Industrial Expansion, Ottawa, Ontario K1A 0H5.

Chemical Degumming of Crude Vegetable Oils/332

Démucilagination des huiles végétales brutes par procédé chimique/332

A process for degumming a crude vegetable oil, especially rapeseed oil, containing gums in the form of hydratable and non-hydratable phospholipids to provide degummed oil having a low residual phosphorus content by maintaining the crude oil at a temperature of about 40°C or above 40°C, preferably within the range of from about 40° to about 75°C, and then adding an organic acid, such as citric acid, followed by water, under effective mixing conditions to achieve hydration of the acid-conditioned phospholipids and finally subjecting the oil/acid/water mixture, to centrifugation to separate aqueous sludge therefrom and provide the desired degummed vegetable oil which is suitable for further refining. Write:

PATENT 1,157,883, United Oilseed Products Ltd., P.O. Box 1620, 47 Street and 62 Avenue, Lloydminster, Alberta S9V 1K5 and send copy of your initial correspondence to Licensing Opportunities (FBLO), Office of Industrial Innovation, Department of Regional Industrial Expansion, Ottawa, Ontario K1A 0H5.

Method of Generating Electricity Using an Endothermic Coal Gasifier and MHD Generator/332

Méthode de production d'électricité à l'aide d'un gazéificateur endothermique de houille et d'une génératrice de courant continu/332

A system and method of generating electrical power wherein a mixture of carbonaceous material and water is heated to initiate and sustain the endothermic reaction of carbon and water thereby providing a gasified stream containing carbon monoxide, hydrogen and nitrogen and waste streams of hydrogen sulfide and ash. The gasified stream and an ionizing seed material and pressurized air from a preheater go to a burner for producing ionized combustion gases having a temperature of about 2760°C to about 3315°C which are accelerated to a velocity of about 1000 meters per second and passed through an MHD generator to generate DC power and thereafter through a diffuser to reduce the velocity. The gases from the diffuser go to an afterburner and from there in heat exchange relationship with the gasifier to provide heat to sustain the endothermic reaction of carbon and water and with the preheater to preheat the air prior to combustion with the gasified stream. Energy from the afterburner can also be used to energize other parts of the system. Write: **PATENT 1,157,910**, Mr. James E. Denny, Assistant General Counsel for Patents, Office of the General Counsel, U.S. Department of Energy, Washington, D.C. 20545 and send copy of your initial correspondence to Canadian Consulate General, 3 Parkway Building, Suite 1620, Philadelphia, Pennsylvania 19102-1366, U.S.A.

Capacitive Touch Control Switch Panels and Method of Manufacturing Them/332

Panneaux de commutation à touches à effleurement capacitatives et méthodes de fabrication/332

In a touch control switch panel comprising a dielectric sheet carrying a touch switch which comprises a first touchable electrode on one side of the sheet and second and third mutually separated electrodes on the opposite side of the sheet and in capacitive relation to the first electrode, there are conflicting requirements as to high switch capacitance, small switch area and scratch and impact resistant dielectric sheet. This difficulty is remedied by forming the dielectric sheet of glass which has been chemically tempered and by constituting at least one electrode by a coating deposited on the sheet. The electrode is preferably a tin oxide or indium oxide coating while the electrodes are preferably of conductive enamel. The dielectric sheet may be provided with an opaque coating layer and/or bonded to a backing support e.g. of synthetic plastics material. Write: **PATENT 1,157,925**, BFG Glassgroup, 7, rue de Téhéran, Paris, France and send copy of your initial correspondence to Canadian Embassy, 35 Avenue Montaigne, 75008 Paris, France.

Melting Furnace for Granulated Metal/332

Four de fusion de métal granulé/332

Disclosed is a multiple chamber vertical shaft furnace for melting granulated metal. Granulated scrap metal, high-grade crystalline ore or a combination thereof is preheated and sintered into a coherent columnar mass by the present invention. It is then melted in an enlarged melting chamber by multiple burners located in the walls of the furnace which direct heat tangent to the coherent columnar mass in a tubular heating space between the outer surface of the coherent columnar mass and the inner surface of the furnace walls, and flows out of the present invention through a tapping outlet for further processing. Write: **PATENT 1,158,043**, Southwire Company, 126 Fertilla Street, Carrollton, Georgia 30119 and send copy of your initial correspondence to Canadian Consulate General, 400 South Omni International, Atlanta, Georgia 30303-1290, U.S.A.

Purifying Copper Salts/332

Affinage des sels de cuivre/332

Cuprous (Copper (I)) chloride is an intermediate for the production of copper metal concentrates. A method of purifying copper salts and particularly cuprous chloride is disclosed which involves utilising the solubility of cuprous chloride and other copper salts in a mixture of water and acetonitrile or 2-hydroxycyanoethane or acrylonitrile and the ability of cuprous chloride to precipitate when the organic component of the mixture is distilled off. The electrolysis of cuprous chloride in water containing at least 10 grams per litre of copper (I), acid and between 5% and 50% by volume of a water soluble organic nitrile such as acetonitrile or 2-hydroxycyanoethane is also disclosed. Write: **PATENT 1,158,051**, Anumin Pty. Ltd., Murdoch University, Murdoch, Australia and send copy of your initial correspondence to Canadian High Commission, Commonwealth Avenue, Canberra ACT 2600, Australia.

Reversible Canadian Flexible Dams (RCFD)/332

Barrage réversible à mur flexible/332

A flexible wall dam for use in restraining the flow of river or sea water comprising in combination: an upstanding flexible wall having elongated upper and lower peripheral edge positively and substantially sealingly secured to the river bed or the like and the upper peripheral edge secured to at least one elongated floating vessel by means via a first side thereof,

said vessel being located upstream of said wall and anchored in position by a first anchoring means secured in the river bed upstream of said vessel, whereby said wall and vessel lie in substantially parallel relation one to another, said first anchoring means including first cable means secured to said vessel via a second and opposite side thereof. Write: **PATENT 1,158,053**, Ralph Hoyeck, 80 Somerville Avenue, Westmount, Quebec H3Z 1J5 and send copy of your initial correspondence to Licensing Opportunities (FBLO), Office of Industrial Innovation, Department of Regional Industrial Expansion, Ottawa, Ontario K1A 0H5.

Solid State Optical Microscope/332

Microscope optique à semiconducteurs/332

A solid state optical microscope wherein wide-field and high-resolution images of an object are produced at a rapid rate by utilizing conventional optics with a charge-coupled photodiode array. Means for scanning in one of two orthogonal directions are provided, while the charge-coupled photodiode array scans in the other orthogonal direction. Illumination light from the object is incident upon the photodiodes, creating packets of electrons (signals) which are representative of the illuminated object. The signals are then processed, stored in a memory, and finally displayed as a video signal. Write: **PATENT 1,158,079**, Mr. James E. Denny, Assistant General Counsel for Patents, Office of the General Counsel, U.S. Department of Energy, Washington, D.C. 20585 and send copy of your initial correspondence to Canadian Consulate General, 3 Parkway Building, Suite 1620, Philadelphia, Pennsylvania 19102-1366, U.S.A.

Machine Tools, Especially Five Axis Milling Machines/332

Machines outils, notamment aux fraiseuses dites 5 axes/332

L'invention a pour objet un perfectionnement aux machines outils notamment aux fraiseuses comportant un portique mobile ou fixe supportant une traverse mobile ou fixe sur laquelle est coulissante transversalement une cuirasse portant une ou plusieurs têtes d'usinage dotées de moyens de positionnement tels que l'axe de l'outil de travail puisse être déplacé par rapport à la pièce à usiner selon trois axes orthogonaux de translation X, Y et Z, et deux autres axes de rotation A et B ou C, généralement perpendiculaires entre eux. Chaque tête d'usinage, de forme sensiblement cylindrique, est fixée à la cuirasse par des moyens de guidage et de supportage lui permettant de pivoter dans son ensemble autour d'un axe vertical C. La tête d'usinage comporte de plus une charge dans laquelle la broche porte-outil peut pivoter d'un certain angle autour d'un axe perpendiculaire à l'axe de rotation de l'ensemble de tête. Écrire à: **BREVET 1,158,084**, Line Canada Machine Outil Limitée, 1000 rue André Liné, Granby (Québec) J2G 8N7 et faire parvenir copie de votre correspondance initiale à la Section des possibilités de licences (FBLO), Bureau de l'innovation industrielle, ministère de l'Expansion industrielle régionale, Ottawa (Ontario) K1A 0H5.

Wood Stove/332

Poêle à bois/332

The specification describes a combination wood burning stove and oven comprising a housing having a combustion chamber, a heat transfer chamber and an oven disposed in the heat transfer chamber, a combustion product intake opening means communicating the combustion chamber and heat transfer chamber, a combustion product outlet opening in the heat transfer chamber for connection with an exterior flue pipe and an interior flue pipe means disposed in the heat transfer chamber adjacent the oven and interconnecting the intake opening means and outlet opening, the interior flue pipe means serving as a heat exchanger for the transfer of heat therefrom to the oven. Write: **PATENT 1,158,122**, Prudent R. Paradis, 307 Queen Mary Street, Ottawa, Ontario K1K 1W8 and send copy of your initial correspondence to Licensing Opportunities (FBLO), Office of Industrial Innovation, Department of Regional Industrial Expansion, Ottawa, Ontario K1A 0H5.

Method of Manufacturing the Burn and Frostbite Plaster/332

Méthode de façonnage des plâtres de brûlures et de gelures/332

This invention is made based on a technical process to be used for external medicine on general surgical diseases, by showing 5 medical actions of inflammation-relief, alleviation of pain, sterilization, discharging of excrements and congestion to burn and frostbite, Athlete's foot, Eczema and malignant festering on the affected parts through a strong penetration even up to Hypodermic tissue, and 24 hours' durable medicinal effects. Write: **PATENT 1,158,160**, Bae Y. lee, Namyang Chemical Company, D.P.O. Box 145, Seoul, Republic of Korea and send copy of your initial correspondence to Canadian Embassy, P.O. Box 6299, Seoul 100, Republic of Korea.

Method and Equipment for Removing Packing Coke from Baking Chambers for Carbon Bodies/332

Méthode et dispositif d'extraction de l'agglomérat de coke des chambres de cuisson d'articles en carbone/332

A system for removing packing coke from baking chambers of a furnace for baking carbon bodies includes a crane mounted for movement along a rail, a silo supported by the crane, a suction tube connected to the silo and insertable into packing in a furnace baking chamber, and structure for supplying vacuum to the suction tube to remove the packing coke therethrough

from the chamber into the silo. The vacuum structure includes a closed vacuum duct extending parallel to the rail, the vacuum duct having an upper slide surface and a plurality of valves spaced along the slide surface. A stationary vacuum source is connected to the vacuum duct and creates therein a vacuum. A sliding box is supported by the crane and is movable thereby along the vacuum duct over the valves on the slide surface. Each valve is openable by a respective pneumatic cylinder. An activating rail is mounted on the sliding box and is operable upon movement of the sliding box along with vacuum duct to activate the pneumatic cylinders to open respective valves, thereby communicating the vacuum from the stationary vacuum source through the vacuum ducts, the opened valves and the sliding box to the silo and the suction tube. The sliding box has supporting wheels rolling on the vacuum duct and guide wheels positioning the sliding box on the vacuum duct. The sliding box has a sliding gasket sealingly contacting the slide surface. The sliding gasket includes a rubber skirt into which is fitted an elastic gasket of a material with a low coefficient of friction and sliding along the slide surface. Write: **PATENT 1,158,194**, Ardal Og Sunndarl Verk A.S., Sorkedalsveien 6, Oslo 3, Norway and send copy of your initial correspondence to Canadian Embassy, Postuttak, Oslo 1, Norway.

Two Stage Fluid Bed Regenerator/332

Régénérateur bi-étagé à lit fluidisé/332

Improved method and apparatus are disclosed for regenerating wet spent carbon containing volatile impurities wherein the wet spent carbon is dried in a drying zone utilizing incinerated reactivation zone gaseous affluent. The improvement of the invention provides that the portion of reactivation zone gaseous effluent used to dry the wet spent carbon in the drying zone is continuously recycled to the reactivation zone for incineration to remove any volatile impurities which may have been removed from the wet spent carbon during drying. The balance of the reactivation zone gaseous effluent may be discharged into the atmosphere without further incineration. Write: **PATENT 1,158,221**, Westvaco Corporation, 299 Park Avenue, New York, N.Y. 10071 and send copy of your initial correspondence to Canadian Consulate General, 1251 Avenue of the Americas, New York City, N.Y. 10020-1175, U.S.A.

Method and Apparatus for Recovering Unstable Cores/332

Méthode et appareil pour la récupération d'échantillons instables/332

A method and apparatus suitable for stabilizing hydrocarbon cores are given. Such stabilized cores have not previously been obtainable for laboratory study, and such study is believed to be required before the hydrate reserves can become a utilizable resource. The apparatus can be built using commercially available parts and is very simple and safe to operate. Write: **PATENT 1,158,227**, Mr. James E. Denny, Assistant General Counsel for Patents, Office of the General Counsel, U.S. Department of Energy, Washington, D.C. 20545 and send copy of your initial correspondence to Canadian Consulate General, 3 Parkway Building, Suite 1620, Philadelphia, Pennsylvania 19102-1366, U.S.A.

Stop-a-Thief/332

Dispositif antivol/332

Stop-a-Thief is a "passive" theft prevention system for vehicles. It automatically protects the vehicle from being driven away and does not rely on the driver for activation. The owner of the vehicle must by-pass this protection each time he starts his vehicle by pressing down, or closing, a momentary switch. However, when the ignition switch is turned off, Stop-a-Thief is automatically reactivated. This theft prevention is achieved on all 12-volts ignition systems by intercepting the wire that connects the two terminals of the primary circuit between the coil and the distributor and connecting these extremities to Stop-a-Thief. Write: **PATENT 1,158,335**, Abraham Liron, 4019-77 Street, Edmonton, Alberta T6K 0X7 and send copy of your initial correspondence to Licensing Opportunities (FBLO), Office of Industrial Innovation, Department of Regional Industrial Expansion, Ottawa, Ontario K1A 0H5.

Animal Kennel/332

Chenil/332

An animal kennel is disclosed, comprising a base and a house-shaped superstructure having a front wall provided with an opening. A removably-secured portico is provided to abut the front wall, having a front wall of its own, provided with a second opening longitudinally spaced from the opening of the superstructure whereby the opening of the superstructure is completely shielded by the portico; the superstructure has upwardly- inwardly-inclined walls for vertical stacking. The superstructure is removably secured to the base, which has a flat floor. Heating means are provided to automatically heat the floor under the weight of an animal thereon. Write: **PATENT 1,158,490**, Pierre Racine, 22 Brest Street, Sept-Iles, Quebec G4S 1E7 and send copy of your initial correspondence to Licensing Opportunities (FBLO), Office of Industrial Innovation, Department of Regional Industrial Expansion, Ottawa, Ontario K1A 0H5.

Personal Disposable Cigarette Extinguisher/332**Extincteur personnel jetable pour cigarettes/332**

A personal disposable cigarette extinguisher is provided. A pouch of metal foil, open on one side, is adapted to receive a burning cigarette which will be extinguished almost instantly, and may then be safely discarded. The extinguisher is most inexpensive, compact, and attractive in appearance and is useful for all smokers. Write: **PATENT 1,158,515**, Bruce Winnacott, P.O. Box 286, Station 'M', Toronto, Ontario M6S 4T3 and send copy of your initial correspondence to Licensing Opportunities (FBLO), Office of Industrial Innovation, Department of Regional Industrial Expansion, Ottawa, Ontario K1A 0H5.

Process for Obtaining a Therapeutic Means, in Gaseous Form, Device to Apply the Process and Therapeutic Means Thus Obtained/332**Procédé d'obtention d'un moyen thérapeutique, sous forme gazeuse, dispositif pour la mise en œuvre de ce procédé, et moyen thérapeutique ainsi obtenu/332**

La présente invention concerne un procédé d'obtention d'un moyen thérapeutique, sous forme gazeuse, et le moyen thérapeutique ainsi obtenu. Ce procédé est caractérisé en ce qu'il consiste à diluer dans un récipient étanche un gaz servant de remède dans un autre gaz suivant un rapport de dilution décimal, centésimal, ou autre, puis à dynamiser le mélange de gaz obtenu, pendant environ cinq minutes, à répéter les opérations de dilution et de dynamisation jusqu'à atteinte du degré de dilution désiré, et enfin, à transvaser le moyen thérapeutique obtenu dans des moyens de transfert et d'application. L'invention est plus particulièrement applicable dans le domaine de la médecine. Écrire à: **BREVET 1,158,550**, Roger Fix, 14, boulevard du Champ de Mars, Colmar, Haut-Rhin (France) et faire parvenir copie de votre correspondance initiale à l'Ambassade du Canada, 35, avenue Montaigne, 75008 Paris (France).

Fun Fall Mini Bowling/332**Jeu de quilles pour maison d'habitation/332**

This invention relates to a bowling game that is designed to be easily adapted for home use and can be set up in most basements, hallways, backyards or driveways, etc. Its simple construction allows it to be set-up, moved, and taken down very easily. This invention is based on hanging bowling pins in such a way that the pin can move freely in all directions. This system can work with one or more bowling pins. For example, in a set-up with two or more bowling pins, the pins would be adjusted to give an in-between distance according to the size of the ball so that the ball could strike one or two pins in one throw. Write: **PATENT 1,158,681**, Ludwig G. Klein, R.R. #3, Salmon Arm, B.C. V0E 2T0 and send copy of your initial correspondence to Licensing Opportunities (FBLO), Office of Industrial Innovation, Department of Regional Industrial Expansion, Ottawa, Ontario K1A 0H5.

Temporary Side Terminal and Method for Using the Same/332**Borne latérale provisoire, et mode d'emploi connexe/332**

A storage battery has a temporary side terminal cast integrally with the permanent side terminal. Write: **PATENT 1,158,714**, General Battery Corporation, P.O. Box 1262, Reading, Pennsylvania 19603 and send copy of your initial correspondence to Canadian Consulate General, 3 Parkway Building, Suite 1620, Philadelphia, Pennsylvania 19102-1366, U.S.A.

Radiometric Ore Sorting Method and Apparatus/332**Méthode et appareil de tri des minerais par voie radiométrique/332**

A method of and apparatus for sorting pieces or particles of radioactive ore where the particles are moved one after another substantially horizontally then discharged into a gravity-accelerated trajectory which is substantially free-fall but can be controlled to follow a modified path by a low-friction slide plate. The falling particles pass a plurality of radiation detectors arranged in line along their path with increasing velocity due to gravity providing the required separation of the pieces so that each detector is subject to the radiations of essentially only one piece at a time. The size and number of detectors and the path length covered by the detectors is determined by the size of the pieces and the cut-off grade and accuracy required. All counts corresponding to a particular piece and derived successively from the plurality of detectors are accumulated since accuracy increases and percentage of probable error decreases with increased total count. The position and velocity of each piece are determined during their fall to provide close tracking of the particle's path in space and time. If the pieces are sufficiently closely sized the decision to accept or reject a particle may be made on the basis of total accumulated counts being greater or less than a preset figure. If the pieces are not closely sized then the size of each particle is also determined and used in a counts/time/size computation which is compared with set cut-off grade data to provide a decision to accept or reject the particle. Write: **PATENT 1,158,748**, Leonard Kelly, 3 Oakwood Road, Peterborough, Ontario K9J 1N2 and send copy of your initial correspondence to Licensing Opportunities (FBLO), Office of Industrial Innovation, Department of Regional Industrial Expansion, Ottawa, Ontario K1A 0H5.

Cleat Device/332

Taquet/332

For rapidly restraining and releasing a flexible line, a cleat device including a base; a plurality of at least three jam cleats mounted on said base in juxtaposition with adjacent open ends facing in opposite directions; and at least one pair of hooks, one each on the base adjacent and outside the first and last jam cleats. The jam cleats each include an upper face and a lower face converging to form a first acute angle. In a preferred embodiment, at least one face of each jam cleat includes a longitudinally extending ridge thereon. Write: **PATENT 1,158,843**, Jerald G. Beaudette, 5042 Bryant Avenue, South, Minneapolis, Minnesota 55419 and send copy of your initial correspondence to Canadian Consulate General, 15 South Fifth Street, Minneapolis, Minnesota 55402-1078, U.S.A.

Freestanding Doll Tent/332

Tente autostable pour poupée /332

The tent is formed with a fabric base, fabric sides and peaked or pyramidal roof all sewn together. A rigid base panel is inserted within the tent at the base thereof and stretches the base fabric to define the base shape and hold it in position. A wire frame is sewn into the upper ends of the side panels at the junction thereof with the roof panels and defines the shape of the upper ends of the side panels and the lower ends of the roof panels. This is a similar shape but smaller than the shape and dimensions of the base panel. To erect the tent, a central post on a block is inserted into the peak of the roof by one end thereof and the block is centralized on the rigid floor panel thus rigidifying the structure vertically with the base panel and the wire frame stretching material in the lateral plane. Write: **PATENT 1,158,863**, Lynda M. Brayshaw, Site 14, Box 31, R.R. #1, Dryden, Ontario P8N 2Y7 and send copy of your initial correspondence to Licensing Opportunities (FBLO), Office of Industrial Innovation, Department of Regional Industrial Expansion, Ottawa, Ontario K1A 0H5.

Sliding Screen Doors/332

Contre-portes-moustiquaires coulissantes/332

This invention relates to the fabrication of sliding doors particularly to an improvement in the installation of sliding doors for a conventional patio door or the like which provides a rolling stop to prevent dislodging of sliding screen doors during operation. Write: **PATENT 1,158,925**, Michael Grafe, 220-222 Toryork Drive, Weston, Ontario M9L 1Y1 and send copy of your initial correspondence to Licensing Opportunities (FBLO), Office of Industrial Innovation, Department of Regional Industrial Expansion, Ottawa, Ontario K1A 0H5.

Apparatus for Aligning Battery Plates and Separators/332

Appareil servant à l'alignement des plaques et des séparateurs d'accumulateurs/332

A basket loader apparatus for a machine to cast commoning straps onto the positive and negative plate lugs of plate stacks used to form a multi-celled lead acid storage battery. As configured the apparatus is designed to hold a basket which contains said stacks and hold it during the casting operations. Prior to the start of said operation, the apparatus is further adapted to properly align the lugs for casting and further to enter the plates and the plastic separation which lie between them within the basket. The apparatus further includes vertical adjustment means so that plates of different size may be accommodated and vacuum cleaning means to remove fragments of lead sulfate paste and other foreign materials which might interfere with proper alignment of the plates within the basket. Write: **PATENT 1,159,106**, General Battery Corporation, P.O. Box 1262, Reading, Pennsylvania and send copy of your initial correspondence to Canadian Consulate General, 3 Parkway Building, Suite 1620, Philadelphia, Pennsylvania 19102-1366, U.S.A.

Tank/332

Réservoir/332

A fuel tank for a motor cycle has a filling orifice recessed below the top of the tank whereby air spaces will be maintained above the fuel level at all times. A protrusion or blister at one side of the tank at the lowest level of the tank forms a sump from which fuel enters an engine supply pipe. The pipe extends transversely below the tank and then turns upwardly to terminate at an open end above maximum fuel level thus acting as a tank vent. Another pipe tapped from the point of upturn leads fuel to the engine. If the cycle were to fall over on one side when the blister will be at the highest point, the tank air space will be transferred to the blister effectively isolating the engine supply pipe from the fuel. Should the cycle fall over on the other side, air will enter the open end of the fuel supply pipe to destroy any siphon which might otherwise act to drain fuel from the tank. In either case, fuel spillage will be limited to whatever small quantity is in the fuel supply pipe system. The filler orifice is of course taken to be properly closed. Write: **PATENT 1,159,325**, The Minister of Transport in Her Britannic Majesty's Government of the United Kingdom of Great Britain and Northern Ireland, 2 Marsham Street, London SW1P 3EB, England and send copy of your initial correspondence to Commercial Division, Canadian High Commission, One Grosvenor Square, London W1X 0AB, England.

Compact Position Lock Tool Box/332**Coffre d'outils compact à stabilisation des outils en position/332**

A tool chest, including specific locations therein for placement of various tools, the chest having a compartmented case and hinged cover, a row of hooks from which some tools are hung and a perforated shelf through which some other of the tools are fitted, and the cover in a closed position preventing the tools from falling out of the compartments, off the hooks and out of the shelf holes in case the chest is overturned. Write: **PATENT 1,159,414**, La Vern Schmidt, c/o Richard S. Miller, 3612 Woolworth Building, New York, N.Y. 10007 and send copy of your initial correspondence to Canadian Consulate General, 1251 Avenue of the Americas, New York City, N.Y. 10020-1175, U.S.A.

Jack Stand/332**Support stabilisateur pour vérin/332**

Relatively tall jacks which include a small base plate and an elongated vertical post are unstable under many operating conditions due to the height of the stem and the relatively small base provided. The present device is a stand adapted to receive such jacks and to provide a relatively safe support thereto. The jack stand includes a rectangular base with stabilizing pans extending outwardly therefrom and a pair of wheels which engage the ground when the jack stand is tipped so that it can be maneuvered into position. A pair of vertical supports extend upwardly from the stand surmounted by an apertured brace through which the jack stand extends and is retained. The base of the jack is detachably secured to the base of the stand. A handle is provided at the upper ends of the support for maneuvering the jack and stand upon the two wheels and a bale detachably supports the actuating handle of the jack against the stem when not in use. Write: **PATENT 1,159,440**, Arthur O. Drewitz and Donald D. Bushell, Box 111, Assiniboia and General Delivery, Limerick, Saskatchewan S0H 2P0 and send copy of your initial correspondence to Licensing Opportunities (FBLO), Office of Industrial Innovation, Department of Regional Industrial Expansion, Ottawa, Ontario K1A 0H5.

Ice-Skate Blade Polishing Method and Means/332**Méthode et dispositif de polissage des lames de patins à glace/332**

An ice-skate blade in which the portion of the ice-engaging surface of the blade which is intermediate the sharpened side edges of the blade, is polished to a mirror-finish, in order to decrease the friction between the blade and the ice. To polish this intermediate surface with conventional polishing compounds, a felt disc is used. A width-reducing device is used to taper the marginal portion of the disc to the width required to sharpen only the central surface of the blade and not the side edges. This device comprises an assembly of blocks, or braces, forming a V-shape slot with the inclined surfaces lined with abrasive material to receive the marginal portion of the felt disc which is reduced in width while rotated in said slot. Write: **PATENT 1,159,484**, Jacques Hébert, 816 Bernard Pilon Street, McMasterville, Quebec J3G 1L4 and send copy of your initial correspondence to Licensing Opportunities (FBLO), Office of Industrial Innovation, Department of Regional Industrial Expansion, Ottawa, Ontario K1A 0H5.

Failure Warning Means for Vehicle Wheel Rotation Control System/332**Avertisseur de défectuosité du système de captage de la vitesse de rotation des roues d'un véhicule/332**

A vehicle information signal processing system failure warning means including a speedometer having a speedometer electrical circuit, a controller connected to the speedometer circuit, the controller including means for processing vehicle information signals, error detection means associated with the controller for detecting errors therein and having an error-responsive output, and means for feeding the error-responsive output to the speedometer circuit to produce an alerting change in speedometer reading. The failure warning means is applicable to an anti-lock brake system or an anti-skid system for a wheeled vehicle and is particularly appropriate for a vehicle having a digital speedometer wherein the display may be caused to give a null reading or flash on and off in response to a detected error. Write: **PATENT 1,159,532**, The Minister of Transport in Her Britannic Majesty's Government of the United Kingdom of Great Britain and Northern Ireland, 2 Marsham Street, London SW1 P3EB, England and send copy of your initial correspondence to Commercial Division, Canadian High Commission, One Grosvenor Square, London W1X 0AB, England.

Licensing Opportunities Through the Electric Power Research Institute (EPRI) of the United States

The following inventions are offered for licensing by the Electric Power Research Institute of the United States. For additional information and/or negotiations write, quoting the patent and EPRI numbers, to: **Manager of Patents and Licensing, EPRI, 3412 Hillview Avenue, P.O. Box 10412, Palo Alto, California 94303** and send copy of your initial correspondence to **Canadian Consulate General, One Maritime Plaza, Alcoa Building, Suite 1100, Golden Gateway Center, San Francisco, California 94111-3468, U.S.A.**

Method and Apparatus for Sensing the Clearance of Fault Current on an AC Transmission Line/332

A method and apparatus as above which is simple and reliable and which operates in a minimum of 60 Hz cycle time and is used in AC switchgear for utilities and industry. It provides a method of sensing the clearance of a fault current on an ac transmission line having a normal current. A parameter of the current indicative of either a fault and a normal condition is sensed on a periodic basis. A fault cleared signal is produced only when the parameter sensed is indicative of the fault condition followed periodically by at least one parameter indicative of the normal condition. An apparatus is also provided for sensing the clearance of a fault current from an ac transmission line which has a predetermined fault threshold level demarcating normal and fault conditions. A current transformer is connected to the transmission line. Means are provided for comparing the current magnitude output of the rectifier to the fault threshold level and indicating a normal or fault condition. Logic means are responsive to a fault condition indication followed in time by at least one normal condition indication for producing a fault cleared signal. U.S. PATENT 4,263,635. Reference Number RP281-2.

Resistive Anode for Corona Discharge Devices/332

This invention relates to a practical means for allowing greatly increased corona currents to flow between the electrodes of corona discharge devices, particularly where sparkover and/or back corona may be a problem such as in electrostatic precipitation of high resistivity particles entrained in a gas stream. More specifically, the invention is directed to a resistive coating on a passive electrode having a surface layer of at least 0.25 mm thick, in which the coating is substantially homogeneous and has a volume resistivity and dielectric strength within specified ranges for suppressing back corona and preventing sparkover. The invention also can be used to prevent sparking in corona discharges where there is no foreign material on the anode surface. U.S. PATENT NUMBER 4,216,000. Reference RP386.

Apparatus for ionizing gases, electrostatically charging particles and electrostatically charging particles or ionizing gases for removing contaminants from gas streams (high-intensity ionizer)/332

This invention provides a process and apparatus for efficiently removing sub-micron-sized contaminants along with the larger particles from contaminated gases such that the gases can be discharged into the atmosphere without accompanying air pollution using equipment of competitive initial sales price and low installation cost. It substantially reduces operating costs, both from power consumption and maintenance. These objectives are obtained by the method of flowing a gas containing contaminants into a venturi to increase the velocity thereof, exposing the gases in the venturi throat to a high, extremely dense electrostatic field presented perpendicular to the flowing gases and passing through this field at elevated velocity, electrostatically charging the contaminants (particles and, to a lesser extent, ionizing gases) to either a positive or negative polarity, depending on the nature of the field in the venturi throat, and collecting the charged contaminants. Also, a particularly configured electrode, in the shape of a toroidal surface, is placed at an accurately located distance from an annular outer electrode whose surface is adequately cleaned to prevent charged particle deposition, and contaminant-

Possibilités d'acquisition de licences par l'intermédiaire de Electric Power Research Institute (EPRI) des États-Unis

Le Electric Power Research Institute des États-Unis offre les droits d'exploitation des inventions qui suivent. Pour obtenir de plus amples renseignements ou pour négocier l'obtention des droits, écrire, en citant les numéros de brevet et référence, à: **Manager of Patents and Licensing, EPRI, 3412 Hillview Avenue, P.O. Box 10412, Palo Alto (Californie) 94303** et faire parvenir copie de votre correspondance initiale au **Consulat général du Canada, One Maritime Plaza, Alcoa Building, Suite 1100, Golden Gateway Center, San Francisco, Californie 94111-3468 (É.-U.).**

Méthode et appareil de détection des défauts sur les lignes de transport d'électricité (c.a.)/332

Anode résistive pour dispositifs de décharge en couronne/332

Appareil servant à ioniser des gaz, à charger électrostatiquement des particules et à charger électrostatiquement des particules ou à ioniser des gaz, en vue de décontaminer des courants gazeux (chambre d'ionisation à haute intensité)/332

containing gas is passed through the resulting electric field at a particular velocity to electrostatically charge the contaminants. The electrode configuration, surface cleaning, and related gas velocity provide a high-intensity electrostatic field between the electrodes without producing the voltage breakdown normally expected in such a high-voltage field. The contaminants can be collected by any of the several conventional techniques. US PATENT 4,093,430. Reference Number RP386-1.

Vaned anode for high-intensity ionizer stage of electrostatic precipitator/332

Anode à ailettes pour la chambre d'ionisation à haute intensité des dépoussiéreurs électrostatiques/332

Used in coal-fired power plant electrostatic precipitators, the invention relates to high-intensity ionizers which pre-charge particulate matter entrained in a contaminated gas stream prior to removal of the charged particles from the stream by electrostatic precipitation. More specifically, the invention is directed to an improved electrode configuration for a co-axial venturi ionizer wherein jets of clean gas are injected into the venturi through a series of circumferential nozzles and flow over the ionizer anode surface in a laminar film to prevent particulate deposition thereon. U.S. PATENT 4,108,615. Reference Number RP386-1.

Urea reduction of NO_x in fuel rich combustion effluents/332

Réduction par l'urée des NO_x contenus dans les effluents de combustion riches en imbrûlés/332

Method of reducing NO_x in fuel rich combustion effluents is provided comprising introducing urea at temperatures in excess of 1038°C in the presence of excess fuel, wherein said urea is introduced either as a solid or solution in amounts sufficient to reduce NO_x concentration. U.S. PATENT 4,325,924. Reference Number RP461-1.

Urea reduction of NO_x in combustion effluents/332

Réduction par l'urée des NO_x contenus dans les effluents de combustion/332

This is a method for reducing NO_x in combustion effluents comprising introducing urea at elevated temperatures in the presence of oxygen, either as a solid or solution in amounts sufficient to reduce the NO_x concentration. Conveniently, the urea may be introduced as a solid powder or as a solution in a hydroxylic solvent, at temperatures in excess of 1300°F and in the presence of at least 0.1 volume percent oxygen. U.S. PATENT 4,208,386. Reference Number RP461-1.

Vacuum arc limiter with oscillating transverse magnetic field and method/332

Méthode et dispositif de soufflage, d'arc sous vide, à champ magnétique transversal oscillant/332

The invention provides an improved vacuum arc current interruption device which produces rapid arc extinction; it provides a vacuum arc current interruption device employing magnetic arc suppression which increases the effectiveness of the transverse magnetic field; it provides an improved method of vacuum arc extinction employing transverse lines of magnetic force in the arc gap. Accordingly, a vacuum arc current interruption device is provided, comprising an evacuated envelope with a pair of spaced electrodes in the envelope defining an arc gap therebetween. Arcing in the arc gap occurs along an arcing path between the electrodes. A capacitive impedance circuit is connected between the electrodes in parallel with the arc gap. Magnetic means are provided for producing lines of magnetic force in the arc gap transverse to the arcing path. Means connected to the magnetic current means periodically reverse the polarity of the lines of magnetic force. To extinguish a vacuum arc in the above described device according to the method of the present invention, lines of magnetic force are produced in the arc gap transverse to the arcing path. The polarity of the lines of magnetic force is periodically changed. The arc voltage of the vacuum arc is modulated in response to the periodically changing lines of magnetic force, causing rapid arc extinction. U.S. PATENT 4,250,364. Reference Number RP 564-1.

Linear transducer array & method for both pulse-echo and holographic acoustic imaging/332

Dispositif linéaire à transducteurs et méthode de représentation d'images par les techniques acoustiques holographiques ou à échos d'impulsion/332

A linear transducer array for transmitting and receiving acoustic waves in both pulse-echo and holographic modes of operation. For pulse-echo acoustic imaging the array includes a linear subarray of transmitting transducer elements disposed in a plane along a longitudinal axis. Each transmitting element has an elongate shape and a principal axis that is perpendicular to the longitudinal axis of the array. For holographic imaging the apparatus further includes a removable mechanical shutter for blocking a predetermined portion of the principal axis of each of the transmitting elements so that a dispersive acoustic beam can be generated. The array also includes a linear subarray of receiving transducer elements coplanar with the transmitting subarray and disposed parallel to the longitudinal axis. The subarray of receiving elements is used to detect the reflected acoustic waves for both holographic and pulse-echo imaging. U.S. PATENT 4,170,142. Reference Number RP606-1.

Current limiting circuit arrangement/332**Circuit limiteur d'intensité/332**

A current limiting circuit arrangement which includes a pair of parallel connected circuits, preferably identical circuits, each of which includes series connected conductive and capacitive reactance tuned to resonate at a given frequency. The arrangement also includes means, preferably a single voltage transformer, for maintaining the voltage across the capacitive reactance in one circuit and the voltage across the capacitive reactance in the other circuit equal and means for detuning these circuits, that is, taking them out of resonance in response to a predetermined condition. U.S. PATENT 4,165,527. Reference Number RP654-1.

Method for the nondestructive testing of voltage limiting blocks/332**Méthode d'essai non destructif des limiteurs de tension/332**

An improved method for the testing of ZnO voltage limiting blocks. Also, it provides a nondestructive method of testing ZnO voltage limiting blocks where every block in a production run can be tested and sorted as to quality rating. It also provides a method which accurately locates hot spots or areas of nonuniformity in a block. A method is provided for the nondestructive testing of voltage limiting blocks. A plurality of discrete electrical contacts are placed on one surface of a block and a full electrode on the opposite side. A voltage is sequentially applied to each contact and the resultant current measured. Empirical constants are derived from the voltage and current representative of the particular microstructure of the block in proximity to a respective contact. The derived constants are utilized to effectively draw a contour map across the block of current density. The maxima of the contour permits the calculation of a quality rating of the block. Patented in Canada. U.S. PATENT 4,112,362. Reference Number RP657-1.

Gapless surge arrester/332**Éclateur sans diélectrique/332**

A gapless surge arrester of the type to which the present invention is directed typically includes an open ended electrically non-conductive but thermally conductive outer casing, typically one constructed of porcelain, having an inner wall defining an opening therethrough. This surge arrester also includes means extending through the opening and spaced from the inner wall, typically a stack of zinc oxide or other such metal oxide discs, for passing surge currents. However, rather than maintaining an air gap between this stack of discs and the outer casing and rather than providing oil or freon therebetween, the present invention utilizes an electrically non-conductive particulate material, particularly silicon dioxide (preferably sand). As will be seen, this particular material has been found to be more effective and efficient in transferring heat across the gap than air and even oil and is substantially similar to freon. Moreover, it has been found to absorb fault energy by changing to glass and cinders, thereby reducing the severity and intensity of operation of the surge arrester and reducing the possibility of damage to its casing. In addition, the particulate material allows the discs to expand and contract and otherwise move to a limited degree within the casing. U.S. PATENT 4,223,366. Reference number RP657-1.

Arc spinner interrupter with contact follower/332**Interrupteur à extinction en spirale avec contact de coupure/332**

An insulation barrier is placed between the rotating arc plasma and stationary main contacts. The novel barrier of the invention may be stationary or a combination of stationary and moving components. In one embodiment of the invention, the main stationary contacts are formed in a circular cluster of fingers which is surrounded by the arcing contact ring. The main movable contact moves into the circular cluster of fingers and is engaged by the fingers. An insulation follower is also contained within the cluster of fingers and is spring-biased to a position which is approximately flush with the arcing ring. When the movable contact is opened, it is withdrawn from the cluster of fingers and the insulation follower follows the movable contact until the follower is flush with the arcing contact ring. The movable contact continues to move away from the stationary contact fingers and an arc is transferred from the main contact fingers to the arcing contact ring. The main contact fingers are now shielded from the arc by the insulation follower, and the transfer of the arc back to the main contact fingers is prevented. U.S. PATENT 4,249,051. Reference Number RP661-1.

Arc spinner interrupter with chromium copper arcing contact/332**Interrupteur à extinction en spirale muni d'un contact de coupure en alliage cuivre-chrome/332**

An arc runner made of a chromium copper alloy having about 0.9% chromium by weight. It has been found that this material has relatively high conductivity relative to copper (about 85% of the conductivity of copper), and that it also has relatively low arc erosion and good transient recovery voltage withstand capability. Thus, the arc runner can be used for interruption in both plain break and rotating arc modes, without need for auxiliary means to assist interruption at low current. U.S. PATENT 4,249,052. Reference Number RP661-1.

Thin arc runner for arc spinner interrupter/332**Pare-étincelles mince pour interrupteur à extinction en spirale/332**

An arc runner structure for an arc spinner type of interrupter wherein the arc runner is in series with an electrical coil which is closely coupled to the arc runner. The coil current and a circulating current induced in the arc runner produce a magnetic field in an arcing space where the magnetic field interacts with the arc current to produce a Lorentz force which rotates the arc around the arc runner and relative to a cool static dielectric gas, in order to extinguish the arc. A high Lorentz force is desired since this produces a higher arc spinning speed and thus improved interruption operation. The magnetic field strength produced, and its relative phase shift with respect to the arc current, is controlled by the inductance of the arc runner, its mutual coupling to the coil and the resistance of the arc runner. These parameters determine the induced current in the arc runner for a given configuration. The arc runner thickness is intentionally made less than that which would give the maximum induced current at arc current zero, thereby to obtain the maximum rotating force on the arc in the interval near the arc current zero. U.S. PATENT 4,259,554. Reference Number RP661-1.

Combustible gas-in-oil detector/332**Appareil permettant de déceler la présence de gaz combustibles dans l'huile/332**

The invention relates in general to gas detection methods and equipment, and in particular relates to the detection of gas absorbed in a body liquid, such as gases which are formed in oil-filled electrical apparatus. Oil filled electrical apparatus such as electrical transformers in many instances generate gases from faults or failures in the apparatus. For example, electrical arcing and discharge, overheating, breakdown of cellulosic paper or heating of copper bus bars within oil will produce gases such as hydrogen, carbon monoxide and carbon dioxide. The invention in summary includes method and apparatus in which liquid is moved by thermosiphonic action through a conduit about a gas permeation cell. A portion of the conduit is cooled for creating a temperature gradient which creates the thermosiphonic action. The gas permeation cell has a semi-permeable membrane which encloses a hollow chamber. Gas absorbed in the liquid permeates through the membrane into the chamber. Means is provided for moving gas from the chamber for subsequent analysis. U.S. PATENT 4,058,373. Reference Number RP748-1.

Vacuum interrupter with increased separation of functions/332**Interrupteur à coupure dans le vide avec contacts améliorés/332**

A vacuum device for interrupting large currents in which there is a rapid transfer of current from one separate functional element to another and a vacuum device having improved separation of functions in which elements performing separate functions are individually optimized. Accordingly, a vacuum device is provided, comprising an evacuated enclosure having a plurality of chambers, with a plurality of rod shaped arc surfaces in a first chamber, and a pair of separable contacts in a second chamber. Means in the enclosure define a communicating opening between the chambers. The rod shaped arc surfaces and the separable contacts are connected in a common circuit so that arcing products from arcing between the separable contacts will be conveyed to the first chamber through the communicating opening and will initiate arcing between the rod shaped arc surfaces. U.S. PATENT 4,320,269. Reference Number RP754-1.

System for detecting foreign particles or voids in plastic material and method/332**Système et méthode permettant de déceler la présence de particules ou de vides dans les articles en plastique/332**

A system for detecting foreign particles or voids in plastic material utilizing a far-infrared laser beam of electromagnetic radiation at a given wavelength. This laser beam is directed into the plastic material such that any portion thereof passing through the material unobstructed by voids or foreign matter does so along a predictable primary beam patch, and such that any portion impinging a void or foreign particle is caused to scatter along predictable scattering paths including paths which are different than the primary beam path. In this way, at least one detector can be properly aligned in at least one of these different scattering paths for detecting a portion of the scattered radiation, thereby indicating the presence of a void or foreign particle. U.S. PATENT 4,197,457. Reference Number RP794-1.

Monitoring arrangement utilizing fiber optics/332**Système de contrôle à fibre optique/332**

An arrangement for monitoring a particular condition, specifically temperature in a preferred embodiment includes a sensor in the form of at least one optical fiber. This optical fiber cooperates with a light source and detector for sensing changes in the temperature being monitored and is accomplished by selecting the fiber such that the amount of light which passes through it varies with changes in temperature. U.S. PATENT 4,151,747. Reference Number RP970.

System for removing solids from a used lime or limestone slurry scrubbing liquor in flue gas desulfurization/332

Système d'élimination des solides des liqueurs usées provenant de l'épuration par la chaux ou par le calcaire, lors de la désulfuration des gaz de cheminée/332

Removal of sulfur dioxide from stack gases of coal-fired power plants is particularly important in view of the strict environmental guidelines imposed by government agencies for sulfur content in such gases. One common flue gas desulfurization process which is being employed is a wet scrubber using either lime or limestone as the alkaline reactant. During this process, sulfur dioxide is absorbed by a slurry of lime or limestone, which reacts to form calcium sulfite or, if excess air is supplied, calcium sulfate. The sulfite/sulfate is precipitated as a fine solid and is disposed of as landfill. The precipitate can be fully oxidized to produce gypsum ($\text{CaSO}_4 \cdot 2\text{H}_2\text{O}$) crystals. It is an object of the invention to provide: A flue gas desulfurization process which produces a waste product of large particle size, especially suitable for use as landfill; A waste product containing particles having an equant crystal habit; A process in which dewatering of the waste product is facilitated; and, To promote secondary nucleation by retaining large crystals from a used lime or limestone scrubbing liquor in a flue gas desulfurization process. In accordance with the above objects, a process is provided for increasing the crystal particle size of crystallizable waste product comprising calcium sulfite or sulfate, in hydrated or unhydrated form, from a gas desulfurization process using a lime or limestone slurry. In accordance with this technique, the used scrubbing liquor is fed to an agitated crystallization zone, wherein it is agitated to grow such crystals from the waste product. Part of the liquor from the agitated zone is directed to an inlet in the lower portion of a quiescent crystallization zone from which crystals are settled back into the agitated zone. The underflow stream from the agitated zone and an overflow stream of crystal-containing liquor from the upper part of the quiescent zone are separately removed from the vessel. For gypsum crystallization in this manner, secondary gypsum nucleation is promoted, forming relatively large gypsum crystals of increased utility for landfill. For calcium sulfite or calcium sulfite/sulfate hemihydrates, primary nucleation is decreased, forming larger crystals of the increased utility for landfill. U.S. PATENT 4,294,807. Reference Number RP1031-2.

Filled polymer electrical insulator/332

Isolateur électrique rempli de polymères/332

Electrical insulation material including 85 to 97% of non-conductive inorganic inert non-porous filler particles, preferably silica, bound together with 3 to 15% of adhesive resin binder. Preferred proportions are from 88 to 95% by weight of filler. Products of this type are characterized by extremely high mechanical and dielectric strength. Such high loading is possible due to the use of appropriate resin precursors which are sufficiently flowable at such high loadings and also by grading the filler particles to provide a low void space. It is a general object of the present invention to provide: An inexpensive electrical insulation body with superior mechanical and dielectric strengths; a body of the foregoing type comprising a high level of inorganic filler particles and a low level of resin binder; a body of the above type capable of withstanding high voltages without tracking; and, a body which is easily molded to a desired configuration even in large masses and which sets rapidly under relatively low levels of energy. U.S. PATENT 4,210,774. Reference Number ED1203-76-55.

Digital protection system for transmission lines and associated power equipment/332

Système numérique de protection pour lignes de transport et équipements connexes/332

The present invention satisfies the strict reliability, security and speed requirements of conventional systems, by providing a digital relay system which incorporates microcomputer hardware for protective decision making and for the processing of subsystem information. The system is specifically adapted for this purpose for the following reasons: 1) The system has subsystems whose dedicated protection units have stand-alone capability and which are dedicated to the protection of a single line or piece of equipment; 2) the system processes all signals in a digital format; 3) each system is system-integrated so that all protective settings and parameters can be remotely altered over communication links by either operators or by central computer control equipment; 4) the system has self-checking capability and back-up protection to provide maximum reliability; 5) the system can interface with and properly use the information supplied by modern high-voltage transducers with fiber optic data links. With the foregoing characteristics, the system of the present invention has reliability which is superior to that of the conventional protection system. Moreover, the system can be used in adaptive control schemes, can be interfaced with existing advanced supervisory control equipment, and can be used to implement the more common protective schemes in use by utilities. U.S. PATENT 4,161,027. Reference Number ED1208-75-10.

Lightning arrester for use in gas insulated electrical power device/332

Parafoudre pour dispositifs de puissance isolé au gaz/332

A gas cooled lightning arrester includes a plurality of zinc oxide blocks which are joined together to form serially connected non-linear resistors and capacitors. The blocks may be joined by clamps or metal plates, may be bonded to the ends of the blocks. Cooling fins integral with the zinc oxide blocks or provided by the metal plates facilitate heat dissipation. The housing for the lightning arrester includes an inner wall which defines a channel for the convection flow of gas coolant. This invention relates generally to lightning arresters and more particularly it relates to a lightning arrester for use in a

gas insulated electrical power device. A standard lightning arrester as employed in electric power devices such as substations utilizes non-linear resistors such as silica carbide blocks in series multiple gap arrangement which function to dissipate to ground large surges in voltage and current. U.S. PATENT 4,262,319. Reference Number ED1421-78-13.

Transformer temperature probe with probe removal option/332

Sonde thermique à élément remplaçable, pour transformateurs/332

In accordance with this invention, it has been found that temperature sensing apparatus for measuring the temperature of electrical components may be provided which comprises a temperature probe extending from an electrical component and comprising a silica-glass fiber having one end in contact with the component and being coated with a material adapted to absorb energy and emit optical signals through the probe, the probe having another end connected to a signal processing means for indicating a temperature of the electrical component at said one end of the fiber, a tube of electrically insulating material enclosing the probe and being substantially coextensive therewith, and the probe being slidable longitudinally of the tube, whereby the tube serves as a protective cover for the fragile glass fiber and as a guide for inserting or replacement of probe. An advantage of the device of this invention is that the tube may be inserted during assembly of the electrical component, subsequent insertion of the probe into the tube results in greatly reduced breakage of the fragile probe. Moreover, the protective tube allows replacement of a probe if it becomes faulty without necessity of partial dismantlement of the components. U.S. Patent Pending. Reference Number RP1499.

Remote Power Sensor/332

Dispositif de mesure d'énergie électrique à distance/332

The Remote Power Sensor (RPS) was developed under an EPRI contract to design a load research data acquisition system for end-use (appliances, heaters, etc.) electrical apparatus. The RPS accomplishes the mission without costly rewiring of the house supply circuitS. With the RPS, the existing house wiring is used to transmit load information. Installation is fast, easy, and economical. The system is comprised of a meter/transponder, current transformer, and a receiver. The meter/transponder measures watthours used by an appliance and sends this information on the house wiring to a receiver. The receiver provides a form C, kyz contact closures for a recorder, and it is usually located on the secondary side of the utility distribution transformer. Signals from the meter/transponder are highly attenuated by the transformer, which effectively eliminates interference from meter/transponders at other locations. One receiver can monitor meter/transponders at more than one house served by the same distribution transformer. The system requires no human interface and does not occupy valuable space within the house. Reference Number RP-1589.

Bibliography

The 1984 Eastern Regional Meeting of LES U.S.A./CANADA/332

The Licensing Executives Society regional meeting will be held at the Grand Hyatt Hotel in New York City on April 26-27, 1984. A cocktail reception is scheduled for 6:30 p.m. on Thursday, April 26. The meeting program begins on Friday, April 27 at 9 a.m. It ends that afternoon at 4:30. A luncheon will be included. Program Chairman, Andrew L. Ney is finalizing the program format, and it will be detailed in announcements. For information, contact: Guy J. Houle, Vice-President, Canada, LES, U.S.A.-Canada, Swabey, Mitchell, Houle, Marcoux & Sher, 1001 de Maisonneuve West, Suite 800, Montreal, Quebec H3A 3C8.

The 1984 Central Regional Meeting of LES/U.S.A./CANADA/332

The Licensing Executives Society central regional meeting will be held at The Abbey, Lake Geneva, Wisconsin on June 22-24, 1984. The program will include the keynote address together with a presentation on Canadian high technology on biotechnology and a U.S.A. presentation on software and a panel discussion on alternatives to litigation followed by a discussion of the technology transfer problems in transferring technology to and from Canada and the U.S. For information, contact: Guy J. Houle, Vice-President, Canada, LES, U.S.A.-Canada, Swabey, Mitchell, Houle, Marcoux & Sher, 1001 de Maisonneuve West, Suite 800, Montreal, Quebec H3A 3C8.

Technology Transfer Course/332

The Licensing Executives Society U.S.A./Canada Technology Transfer Course, is scheduled for May 22-25, 1984, at the Harvard Club in New York City. Chairman William T. Davis reports there will be some 15 speakers who will present an overview of critical aspects of licensing and technology transfer. The format combines lectures and workshops. Subjects will include licensing personnel, the licensing project from "why license" to contract termination, legal aspects, international and regional differences, and special relationships, academic and governmental.

Fees will be as follows:

LES members \$600

Nonmembers \$650 (\$50 credit to membership application made by June 15, 1984.)

No refund after May 8, \$50 late fee for registration after May 8. For information, contact: W.T. Davis, Pfizer Inc., 235 East 42nd Street, New York, NY 10017 U.S.A. Telephone: (212) 573-7594.

Bibliographie

Réunion de la LES pour la région de l'Est, en 1984, entre les États-Unis et le Canada/332

La réunion régionale de la Licensing Executives Society se tiendra au Grand Hyatt Hotel, dans la ville de New York, les 26 et 27 avril 1984. Il y aura le jeudi 26 avril à 18h30 une réception accompagnée d'un cocktail. La réunion commencera le vendredi 27 avril à 9h et se terminera à 16h30. Un repas sera servi. Le président de la réunion, Andrew L. Ney, met actuellement au point le format du programme, qui sera présenté en détail lors des communications. Pour tout renseignement s'adresser à : Guy J. Houle, vice-président, Canada LES, USA-Canada, Swabey, Mitchell, Houle, Marcoux & Sher, 1001 de Maisonneuve Ouest, Suite 800, Montréal (Québec) H3A 3C8.

Réunion de la LES, pour la région centrale, en 1984, entre les États-Unis et le Canada/332

La réunion régionale de la Licensing Executives Society pour la région centrale se tiendra du 22 au 24 juin 1984 à l'abbaye de Lake Geneva, au Wisconsin. Le programme comprendra dans l'ordre qui suit : le discours d'ouverture, une présentation de la haute technologie canadienne relative à la biotechnologie, une présentation par les États-Unis du logiciel et une discussion en comité sur les moyens d'éviter des litiges, une discussion des problèmes de transferts technologiques vers le Canada et les États-Unis, ou à partir de ces deux pays. Pour tout renseignement s'adresser à : Guy J. Houle, vice-président, Canada, LES, États-Unis-Canada, Swabey, Mitchell, Houle, Marcoux et Sher, 1001 de Maisonneuve Ouest, Suite 800, Montréal (Québec) H3A 3C8.

Cours de transfert de technologie/332

Le cours de transfert de technologie de la Licensing Executives Society entre les États-Unis et le Canada est prévu du 22 au 25 mai 1984; il sera donné au Harvard Club dans la ville de New-York. Le président, William T. Davis, signale qu'il y aura 15 conférenciers qui présenteront une vue générale des points essentiels relatifs aux licences et du transfert de technologie. Le programme comprendra à la fois des conférences et des ateliers. Les sujets concernent le personnel chargé d'accorder des licences et le projet de licences qui commence par "pourquoi accorder une licence" et qui se termine par "fin de contrats": aspects juridiques, différences internationales et régionales, et relations spéciales, d'ordre académique et gouvernemental.

Les droits d'inscription seront comme suit:

Cotisants de la LES 600 \$

Non-cotisants 650 \$ (50 \$ pour la demande d'adhésion faite avant le 15 juin 1984)

Aucun remboursement ne sera fait après le 8 mai, 50 \$ supplémentaires pour toute inscription ultérieure au 8 mai. Pour tout renseignement s'adresser à : W.T. Davis, Pfizer Inc., 235 East 42nd Street, New York, NY 10017 (États-Unis). Téléphone: (212) 573-7594.

Intellectual Property and Antitrust Law/332

Price: U.S. \$85.00, looseleaf 1983 by William C. Holmes. Up-dated periodically at additional cost. Orders from outside the U.S.A. must be accompanied by a check in U.S. dollars drawn on a U.S. bank or accompanied by Mastercard number and expiry date. Includes postage and handling. Parts I and II provide an invaluable overview of intellectual property and antitrust law. Parts III through IV address the problems and issues related to the acquisition of intellectual property, distributional restraints, dealer terminations, and the enforcement of intellectual property rights. Available from: Clark Boardman Company Ltd., 435 Hudson Street, New York, N.Y. 10014, U.S.A.

Trademarks Throughout the World/332 Patents Throughout the World/332 Designs and Utility Models Throughout the World/332

Trademarks Throughout the World, price: U.S. \$95.00; Patents Throughout the World, price: U.S. \$75.00; Designs and Utility Models Throughout the World, price: U.S. \$85.00. Three practical references containing up-to-date digest coverage of the law and procedure in hundreds of countries. Updated at additional cost. All three source books may be purchased for U.S. \$183.60. Orders from outside the U.S.A. should be accompanied by a check in U.S. dollars drawn on a New York bank or accompanied by Mastercard number and expiry date. Includes postage and handling. Available from: Clark Boardman Company, Ltd., 435 Hudson Street, New York, N.Y. 10014.

Trade Secrets Law Handbook/332

Price: U.S. \$37.50, 1983 by Melvin F. Jager. Contents include: Public policies, the development of trade secret concepts, the modern definition of trade secret concepts, the initial issues presented by trade secret litigation, establishing a trade secret case, termination of trade secrets, remedies in trade secret litigation, the ownership rights to trade secrets, trade secret protection for computer programs, trade secret interface with patent and copyright laws, trade secrets and the anti-trust laws with appendices and a bibliography. Available, using Master Card or a cheque drawn on a New York Bank, from: Clark Boardman Company Ltd., 435 Hudson Street, New York, N.Y. 10014, U.S.A.

1982-83 Trademark Law Handbook/332

Price: U.S. \$29.50. Deduct ten percent if prepaid or ordered by Master Card/Visa. Although comprehensive in coverage and analysis, this handy paperbound volume is designed for practical, everyday use. Throughout the work, valuable insights are provided on what the courts and the U.S. Patent and Trademark Office now find persuasive. Also covered are new developments in PTO administrative practices, including the adjustment of fees to cover 100% of PTO costs (modified by Public Law 97-247); the automation of PTO files, and a plan to update the trademark applicant's index records. Information is also provided on a number of housekeeping amendments to the Lanham Act and the adoption of the Model State Trademark Bill by another state, increasing the total to forty-six. Available from: Clark Boardman Company, Ltd., 435 Hudson St., New York, N.Y. 10014 and by telephone at (212) 929-7500.

Licensing Agreements/332

Price: \$60.00. The first five sample licensing agreements offered by Lomar Associates, 1384 Tyandaga Park Drive, Burlington, Ontario L7P 1N3, telephone: (416) 632-3863, include: Trade secret know-how, technology agreement for Sweden, with sub license rights for all Scandinavia; Trade secret know-how, technology agreement from Canada to U.S.A. with exclusive mfg and on-exclusive sales or marketing; Patent and trade mark license from Canada to U.K. with sub license rights to other EEC countries; Patent, trade mark license from Canada to U.S. regional exclusive manufacturing non-exclusive marketing; Patent, trade mark agreement from Canada to South Africa.

Licensing Opportunities Bulletin/332

Price: \$25.00 per single issue or \$45.00 for one year subscription, published three times a year. Each subscriber will be entitled to publish in the bulletin, two items at no cost for either product offering and/or search. Available from: Lomar Associates, 1384 Tyandaga Park Drive, Burlington, Ontario L7P 1N3, telephone: (416) 632-3863.

International Invention and Technology Licensing Exhibitions 1984/85

Technology transfer, invention and new product shows are ideal meeting places for businessmen interested in selling technology and know-how or in looking for inventions and new products to manufacture. Parties interested in investigating participation or attendance at any current or future fair should obtain additional information from the exhibition sponsor. Dates are now available for shows held in alternating years. The Regional Office of the Department of Regional Industrial Expansion located in your area can provide guidance, explain the advantages of attending trade fairs and the possibility of financial assistance through the Industrial and Regional Development Program (IRDP).

**12TH ANNUAL WORLD FAIR FOR TECHNOLOGY EXCHANGE
TECH EX '84 AMERICAS**
Orange County Convention/Civic Center
9800 International Drive
Orlando, Florida 32809
April 3 - 6, 1984

1984 HANOVER FAIR
Hall 7, Hanover Fairgrounds
Hanover, West Germany
April 4-11, 1984

**12TH INTERNATIONAL EXHIBITION OF INVENTIONS OF GENEVA
SPEMAC '84 2ND INTERNATIONAL EXHIBITION OF SPECIAL TECHNOLOGIES**
Palexpo-Exhibition and Conference Center
Geneva, Switzerland
April 6-15, 1984

**TECHNOLOGY/INPEX™ '84
TECHNOLOGY/INVENTION NEW PRODUCT EXPO**
David L. Lawrence Convention Center
Pittsburgh, Pennsylvania 15222
June 19-22, 1984

**R & D '84
THE INTERNATIONAL MARKET FOR NEW TECHNOLOGIES**
Exhibition Hall, Place Bonaventure
Montreal, Quebec
October 2-5, 1984

Expositions internationales sur la réglementation des inventions et des techniques, 1984/85

Les expositions sur le transfert technologique, les inventions et les nouveaux produits sont des lieux de rencontre idéale pour les hommes d'affaires intéressés à vendre des techniques et du savoir-faire ou à la recherche d'inventions et de nouveaux produits à fabriquer. Ceux qui sont intéressés à participer ou à assister à une foire, actuelle ou future, peuvent obtenir des renseignements supplémentaires auprès de l'organisme parrain de l'exposition. Il est à noter que les dates des expositions biennales ne sont pas disponibles. Le Bureau Régional du Ministère de l'Expansion industrielle régionale de votre région peut vous fournir des conseils ainsi que des renseignements concernant les possibilités d'aide financière par l'entremise du Programme de développement industriel et régional (PDIR), dans le cadre de participation à ces foires.

Canadian agent
Mr. J.L. Eckebrecht
Lomar Associates
1384 Tyandaga Park Drive
Burlington, Ontario, Canada L7P 1N3
Telephone: (416) 632-3863
Telex: LOM 061-8673

for

Dr. Dvorkovitz & Associates
P.O. Box 1748
Ormond Beach, Florida 32075, U.S.A.
Telephone: (904) 677-7033
Telex: 810-832-6299

Mr. Wiegmann
Deutsche Messe und Ausstellungen AG
Messegeelaende
D-3000 Hanover 82, West Germany
Telephone: 0511-89-2735
Telex: 922728

Secretariat, International Exhibition of Inventions
8, rue du 31-Décembre
CH-1207 Geneva, Switzerland
Telephone: (022) 36 59 49
Telex: 28 808 Expos CH

Marie Hamm
Director of Public Relations
TECHNOLOGY/INPEX
701 Smithfield Street
Pittsburgh, Pennsylvania 15222
Telephone: (412) 288-1383
Telex: 499 45 26-IMI

Mr. Michel Pelletier
Robichaud, Poulin & Associés
1117 St. Catherine West, suite 700
Montreal, Quebec
H3B 1H9
Tel.: (514) 849-5778
Telex: 05-25134 Mtl.

PROMOTECH '84
The International Technology Transfer Exposition
Montreal's New Convention Center
Montreal, Quebec
October 17-20, 1984

Mrs. Marie-Françoise Chicoine
Bureau for Technology Transfer
Trans-Technic International Inc.
33, Place de Boheme
Candiac, Quebec, Canada J5R 3N2
Telephone: (514) 659-4844
Telex: 05-25134 MTL

INVEX '84
8TH INTERNATIONAL EXHIBITION OF INVENTIONS
AND NOVEL FEATURES
Fair Grounds
Brno, Czechoslovakia
October 24-30, 1984

Mr. Zdenek PLCH
Manager
Brno Trade Fairs and Exhibitions
Vystaviste
602 00 Brno, Czechoslovakia
Telephone: 314-2942
Telex: 062 294

IENA '84
Nuernberg Fairground
Messezentrum Nuernberg
Federal Republic of Germany
November 7-11, 1984

Mrs. Zetel
AFAG-Ausstellungsleitung
Messezentrum Nuernberg
D 8500 Nuernberg, Germany
Telephone: 0911/86691
Telex: 622080

IETT '84
3RD INTERNATIONAL EXPOSITION FOR TECHNOLOGY
TRANSFER '84
Metropole Hotel and Exhibition Centre
Brighton, England
November 27-30, 1984

IETT '84
Concorde Services Limited
10 Wendell Road
London W12 9RT
England
Telephone: (01) 749-6171
Telex: 216141 IODG

EUREKA 33RD WORLD INVENTIONS EXHIBITIONS
Expo Rogier Centre
Brussels, Belgium
December 1-9, 1984

Secretariat
Sogestor S.A.
Rue Duquesnoy 14
1000 Brussels, Belgium
Telephone: 02/512.21.87 - 513.16.07
Telex: 62052 sofair

INOVA '85
7TH INTERNATIONAL INNOVATION WEEK
Palais des Congrès
Porte Maillot
Paris, France
March 11-16, 1985



TECHNOEXPO - INOVA
8, rue de la Michodière
75008 Paris, France
Telephone: (1) 742 92 56
Telex: 211 897 F TECEXPO

S.I.T.E.F. (Salon International des Technologies et
Énergies du Futur)
(Incorporating F.I.T.T. '85 - Forum International du
Transfert de Technologies)
Palais des Congrès
Parc des Expositions de Toulouse
Toulouse, France
October 1985

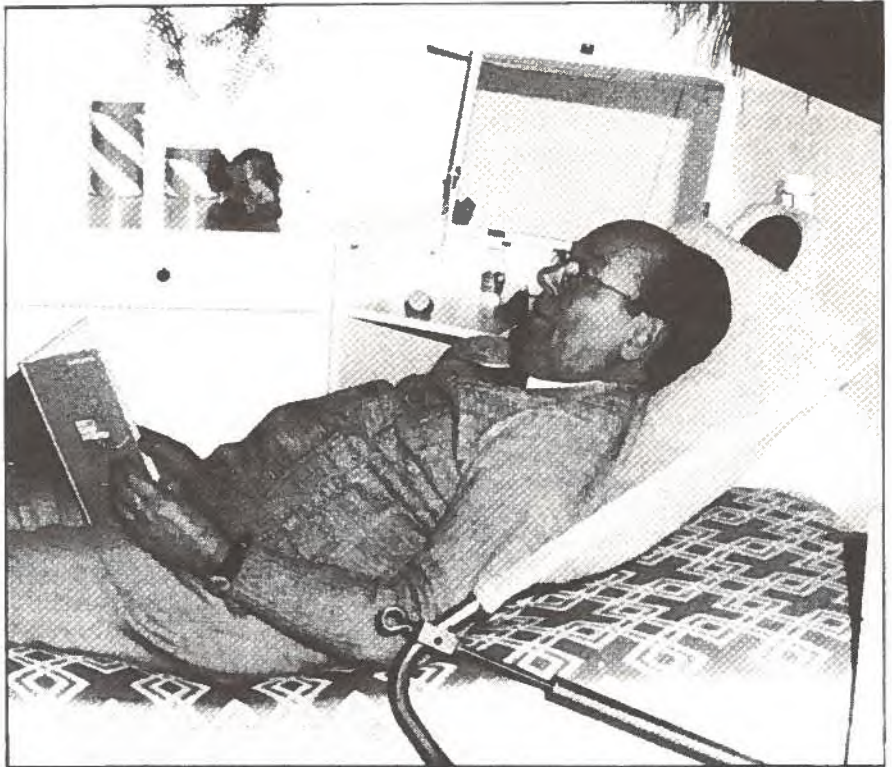
Commissariat général du SITEF
Chambre de Commerce et d'Industrie de Toulouse
2, rue Alsace-Lorraine, B.P. 1506
31002 Toulouse, Cédex (France)
Tél.: (61) 25.21.00
Télex: Chamcom 5318 77 F

TECHNO '85
7TH INTERNATIONAL LICENSING AND JOINT VENTURE
EXPO
Science and Technology Centre
Chiyoda-ku, Tokyo, Japan
November 1985

Techno Tokyo EXECUTIVE OFFICE
The Nihon Kogyo Shimbun
(The Japan Industrial Daily News)
Sankei Bldg., 7-2, Ohtemachi 1-chome,
Chiyoda-ku, Tokyo 100, Japan
Telephone: (03) 231-7111
Telex: J22235



Baths, Basins (See page 3)
Baignoires, lavabos (Voir page 3)



Bed-Patient Aid (See page 9)
Dispositif pour malades alités (Voir page 9)



Apparatus for Physical Culture
and Physiotherapy (See page 4)
Appareil de culture physique et
de physiothérapie (Voir page 4)


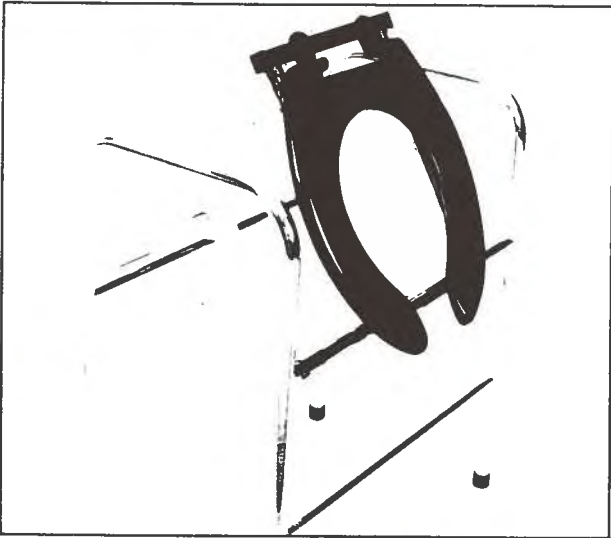


Back Eddy Sluice Box (See page 7)
Sluice à mouvement tourbillonnaire inverse
(Voir page 7)



SPONSORSHIP			
KARINGAL		VISITORS	
23	16	19	18
154		132	

SPONSORSHIP				
	SETS	1	2	3
CONNORS		6	4	2
NEWCOMBE		3	6	0

Hand Operated Digital Numbering System (See page 8)
Totalisateur numérique manuel (Voir page 8)



Cushion, Dining Chair and Toilet/
Commode for the Disabled (See page 8)
Coussin, fauteuil de table et siège de cabinet d'aisance
pour handicapés (Voir page 8)

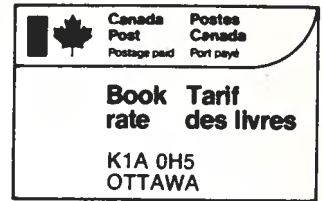


Precast Stone and Brick Building
Facings (See page 4)
Revêtements de pierre et de brique
prémoulées (Voir page 4)



IF UNDELIVERED RETURN TO:
Licensing Opportunities (FBLO)
Office of Industrial Innovation
Ottawa, Canada K1A 0H5

EN CAS DE NON-LIVRAISON RENVOYER A:
Possibilités de licences (FBLO)
Bureau de l'innovation industrielle
Ottawa, Canada K1A 0H5



Government
of Canada

Regional Industrial
Expansion

Gouvernement
du Canada

Expansion industrielle
régionale

Canada