

The FORD(Q) Economic Update

Version française disponible

Editors: Léonel Plasse and
Doris Larose



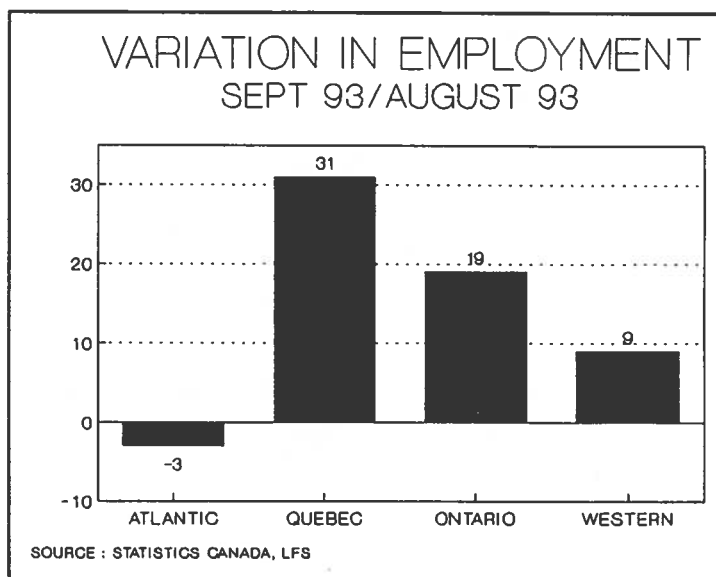
Volume 5
Number 10
October 13, 1993

Canada's GDP drops in July

- According to Statistics Canada, the **GDP fell 0.2%** in July, its first decline in 18 months. Softening of foreign demand for products manufactured in Canada was the main reason for this drop. Based on figures obtained from the Canadian Manufacturers' Association (CMA), August and September should shape up much the same as July. (Le Devoir, 01/10/93, Le Soleil, 04/10/93)

Surge in Quebec's employment in September

- From August to September 1993, the number of jobs in Quebec increased by 31,000, which represents 70% of Canada's total employment growth. However, this increase followed many months of stagnation, and the employment level remains almost unchanged from last year. In Ontario and in Western Canada, the number of jobs grew by less than in August, but both regions recorded a year-over-year increase, 107,000 and 91,000 respectively. On a seasonally unadjusted year-over-year basis, Quebec gained jobs in the primary (16,000), service (12,000), public administration (9,000) and transportation (5,000) sectors. (Statistics Canada, LFS)



Federal Office of
Regional Development
(Québec)

Bureau fédéral de
développement régional
(Québec)

Canada

The FORD-Q ECONOMIC UPDATE is a monthly publication whose purpose is to inform readers about the most recent economic developments affecting Quebec and its regions.

The information in this monthly report is taken from dailies and weeklies, magazines and other publications on the Quebec economy. Most of the statistical data come from Statistics Canada.

Readers' suggestions and comments are most welcome. To have your name added to our mailing list, write to the following address:

Federal Office of Regional Development - Quebec
Planning and Assessment Division
Stock Exchange Tower
800 Square Victoria, PO Box 247
Montreal, Quebec H4Z 1E8

Telephone: (514) 283-8786
Fax: (514) 283-8429

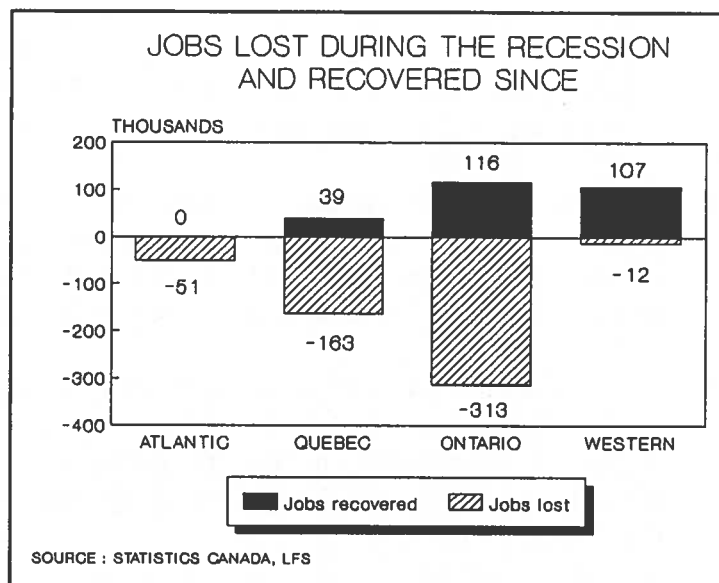
The FORD-Q ECONOMIC UPDATE is produced by the Planning and Assessment Division, Policy and Liaison Branch. The publication is photocopied and distributed by the Canada Communication Group.

The editors are:

Léonel Plasse
&
Daniel Marchand

Jobs lost during the recession hard to recover

- Quebec lost 163,000 jobs during the last recession, that is, between April 1990 and November 1992. Since then, only 39,000 positions have been recovered, including 31,000 last September. Employment in Atlantic Canada is where it was at the height of the recession, and none of the 51,000 jobs lost have been recovered. In contrast, Ontario has regained some 40% of its lost jobs. Employment in Western Canada is now much higher than it was in the middle of the recession, since the number of jobs lost was not substantial. (Statistics Canada, LFS)



Quebec relying on exports to other provinces

- According to the latest Statistics Canada figures for 1989, Quebec exported \$34.8 billion worth of goods and services to the other provinces, and imported \$33 billion worth from them, giving it a surplus of nearly \$1.8 billion. However, when international trade is factored in, Quebec shows a deficit of over \$4 billion. Both interprovincially and internationally, Quebec is in a deficit position in terms of services. Furthermore, 72% of the goods and services produced by Quebec are consumed in the province. (Statistics Canada, Interprovincial Trade Program)

Small business loans on the rise

- Following amendments to the SMALL BUSINESSES LOANS ACT (SBLA), Industry and Science Canada recorded 11,841 loans totalling \$640.6 million for the period from April 1 to August 31, 1993, which represents three times as much loan activity as at the same time last year. In Quebec, some 4,350 loans totalling \$250 million were posted during this period. (Les Affaires, 25/09/93)

Canadians highly educated

- According to the ORGANIZATION FOR ECONOMIC CO-OPERATION AND DEVELOPMENT (OECD), Canada's percentage of young people obtaining an undergraduate university degree in 1988 was surpassed only by the United States and Japan. In terms of government spending on education, Canada ranked third among OECD member nations, after Finland and Switzerland. (La Presse, 28/09/93)

Economic Highlights

- With **\$40 million** in capital from investors such as the Caisse de dépôt et placement du Québec, Investissement Desjardins, the Bombardier and de Havilland employee pension fund and the QFL solidarity fund, the new venture capital firm **TECHNOCAP** of Montreal will help Quebec SMEs start up businesses in leading edge sectors. (Le Devoir, 16/09/93)
- According to the newspaper Les Affaires, foreign multinationals will increasingly be assigning **international manufacturing orders** to their plants in Quebec. Some 30 of these Quebec subsidiaries, the majority of which are in the aerospace, pharmaceutical and food sectors, have received international or continental orders in recent years. (Les Affaires, 25/09/93)
- **BELL CANADA** will be reducing its staff over the next six months in order to cut spending by \$466 million. The downsizing program will pare the equivalent of 5,000 jobs, including **2,000** in Quebec. However, at present, the cutbacks are not expected to result in layoffs; instead, they are to be achieved through buy-outs, compressed work weeks and the creation of part-time jobs. (Le Soleil, 29/09/93)
- The **QUEBEC AUTOMOBILE INSURANCE CORPORATION (SAAQ)** will be cutting **200** full-time jobs by June 1994. In recent weeks, the Corporation has already laid off 83 seasonal employees. (Le Soleil, 29/09/93)
- **BOMBARDIER'S** Irish subsidiary Short Brothers PLC (Shorts) has received a firm order for 20 Sherpa C-23 military transport aircraft from the US National Guard. This **\$130 million** contract includes an option to purchase 10 additional planes worth approximately \$60 million. The aircraft are used mainly to transport spare parts and other equipment. (Le Soleil, 05/10/93)

REGIONAL REVIEW (September 15 to October 13, 1993)

METROPOLITAN MONTREAL

- The employment situation continued to worsen in metropolitan Montreal, with 6,000 fewer jobs in September than in the previous month. Over the past year, Montreal lost 18,000 jobs, while Toronto gained an equivalent number. The unemployment rate is 0.5% higher than in September 1992.

Island of Montreal

- In early 1994, the Chamber of Commerce of Metropolitan Montreal will be launching a **BUSINESS SERVICE CENTRE** to bring together under one roof resources and services that businesses need. The Centre, to be located in Place Ville-Marie, will provide advice on international business opportunities and supply and service contracts with governments, economic information and training seminars. (La Presse, 08/09/93)

- **BOMBARDIER** is joining forces with the Japanese multinational Mitsubishi to manufacture the new **GLOBAL EXPRESS** business jet. This \$1 billion project is expected to create 1,000 new jobs. (La Presse, 21/09/93)
- **BOMBARDIER** received another firm order worth **\$127 million** from the Austrian carrier Laura Air Luftfahrt for six Regional Jets. The contract includes an option to purchase six additional jets. At present, there are 19 Regional Jets in service in Europe and North America. (Le Soleil, 05/10/93)
- A consortium made up of **KEOPS INFORMATICS INC** of Montreal and Isis Informatic Systems (PTY) Ltd of Johannesburg signed a **\$16 million** contract with Alusaf Ltd to develop, supply and integrate a real-time process monitoring system for the Hillside Smelter in South Africa. (Le Soleil, 15/09/93)
- The **SUN LIFE OF CANADA** life insurance company began the third and final phase of renovations to its 25-storey building on Metcalfe Street in Montreal, at a cost of **\$55 million**. By the time this project initiated in 1985 is completed, it will have generated a total investment of \$160 million and provided employment for 200 workers. (Le Soleil, 18/09/93 and Constructo, 21/09/93)
- The **OSRAM SYLVANIA** light fixture plant in Anjou will shut down for good, throwing **140 people** out of work. The plant closure is mainly the result of declining demand for the type of fixtures manufactured at the plant, which are primarily for new buildings. (La Presse, 16/09/93)
- The **SOCIÉTÉ DE DÉVELOPPEMENT INDUSTRIEL DE MONTRÉAL (SODIM)** will inject **\$4.2 million** to enable AGMONT America Inc to set up a plant in the Canal Business Park in Montreal. This fabric manufacturing plant, which should hire a hundred or so workers in early 1994, will be the first fully computerized plant of its kind in North America. (La Presse, 24/09/93)
- **NORANDA MINERALS** has opened a new Advanced Materials division in Ville St-Laurent to meet the demand from new markets. The plant will process the metals produced by other divisions in the metallurgical group into ultra-pure materials. Ultra-pure materials are used in the manufacture of such products as semi-conductors, medical imaging and alkaline batteries. Some 15 employees will work in the new plant. (La Presse, 01/10/93)
- The Montreal **CONVENTION CENTRE** may double its capacity if its **\$150 million** expansion project is approved by the Quebec Cabinet. Montreal has lost out on a number of North American conventions because the Centre was too small. (Le Journal de Montréal, 02/10/93)
- Innovatech of Greater Montreal granted **\$3.5 million** in financial assistance to IBEX Technologies, a subsidiary of **CONTINENTAL PHARMA CRYOSAN**. This financial support will enable IBEX to develop an injectable heparin anticoagulant. (La Presse, 04/10/93)

South Shore

- The "**LES JARDINS DE MÉDICIS**" housing project was inaugurated in Longueuil. A total of 1,150 housing units are to be built in this **\$225 million** project spanning eight years. (Habitabec, 08/10/93)

Laval

- **HYDRO QUEBEC** will soon begin building its new network control centre (CCR) in the Science and High Technology Park in Laval. Relocating the CCR entails a total investment of nearly **\$260 million**, including \$30 million for the building and infrastructure. The project is intended to solve the space shortage problem at the current centre, located in Complexe Desjardins in Montreal. (Constructo, 09/09/93)

North Shore

- The **DOMAINE DE LA PINIÈRE** housing project in Terrebonne is currently under study. This **\$50 million** project to build 230 dwellings could get started next November. (Constructo, 28/09/93)
- The **GENERAL MOTORS** plant in Boisbriand already has 65,000 firm orders for its 1994 Camaro and Firebird models, which are destined for the US market. Furthermore, GM of Canada increased its sales of automobiles and trucks by 0.3% in 1993, the first year-over-year increase since 1988. Another good piece of news for the company is that more than 80% of the union members who voted in Ontario and Quebec ratified the new collective agreement. (Le Soleil, 04/10/93, Le Journal de Montréal, 06/10/93)
- **ELECTROMED INTERNATIONAL** of St-Eustache has joined forces with Sacré Coeur Hospital to install a new cardiovascular imaging system. This state-of-the-art system, called **Unicath EP**, is a first in Canadian medical history. (Le Journal de Montréal, 02/10/93)

CENTRAL REGIONS

Eastern Townships

- The number of employed in the Eastern Townships was 2,000 higher than in August, and 7,000 more than in September 1992. This is the second largest increase among Quebec regions and equivalent to that posted in the Outaouais region. The unemployment rate in the Eastern Townships fell sharply from last year, dropping from 13.2% in September 1992 to 9.9% in September 1993.

- The electronic systems company **C-MAC of Sherbrooke** won a **\$6.6 million** contract from Hydro Quebec to manufacture dual energy remote-monitoring units. These devices will enable Hydro to apply different rate structures during peak consumption periods to businesses and industries equipped with dual energy systems. (La Presse, 15/09/93)
- **BERKELEY WALLCOVERINGS INC** will modernize its facilities in **Sherbrooke** and move the operations of its New York plant there. FORD-Q is contributing **\$1 million** to this **\$7 million** project. (Verbatim, 07/09/93)

Lanaudière

- Employment has been stable in this region since last year, with an increase of barely 2,000. In addition, the unemployment rate has declined slightly, to a level 0.4% lower than last year. This is the second lowest rate in Quebec.

Laurentians

- Although employment did not increase over the past month, there are 4,000 more jobs than a year ago in the Laurentians region. Despite this, the unemployment rate has increased sharply, and stood at 13.9% in September, the highest rate in the central regions.

Mauricie/Bois Francs

- Despite a substantial downturn in employment compared to last month, the unemployment rate has continued to decline as a result of the shrinking labour force.
- **GROUPE LAPERRIÈRE & VERREAU** (GL&V) of **Trois-Rivières** won contracts worth over **\$85 million**, the largest of which involves the construction of a cogeneration plant in the Chapais industrial park, at a cost of **\$47 million**. (La Presse, 22/09/93)
- Under an agreement between Groupe Laperrière & Verreault and the QFL solidarity fund, the **FABRON** plant in **Trois Rivières** will be able to start up its operations again. The agreement provides for the establishment of a new firm, to be called Fabrication GL&V. (Le Nouvelliste, 21/09/93)
- **DÉSENCRAGE CMD** is expected to announce a **\$14 million** investment to expand its plant in **Cap-de-la-Madeleine**, which should boost the production of deinked pulp to 400 metric tons a day by 1994. (Le Nouvelliste, 16/09/93)

- Thanks to a further injection of just over \$1 million from the QFL solidarity fund, **CADORETTE MARINE** of Grand-Mère will be reopening its plant, and will recall some 200 employees laid off last September. (Les Affaires, 02/10/93 and La Presse, 02/10/93)
- The **SOCIÉTÉ GÉNÉRALE DE FINANCEMENT (SGF)** has joined forces with the Sural Group of Venezuela to establish the first aluminum-steel wire plant in Canada, at a cost of **\$7 million**. The facility will be located in **Princeville** in the Bois Francs area and, when it starts up next spring, should provide jobs for about 15 workers. Aluminum-steel wire is used in the telecommunications and electrical energy transmission sectors. (Le Soleil, 10/09/93)
- Thanks to \$2.3 million in wage concessions agreed to by the 875 unionized employees at the hog meat packing plants in Princeville, Vallée Jonction and St Simon (Bagot), the **OLYMEL** company will be able to keep its **Princeville** facilities open, thereby saving 250 jobs in the region. The plant was slated to close on September 11. (Le Soleil, 29/09/93)

Montérégie

- The employment level was lower in September than in the previous month. However, over the past year, no fewer than 25,000 jobs have been created in the Montérégie region, which is by far the largest increase among Quebec's economic regions. In spite of everything, the unemployment rate (12.1%) is up 1.9% from last year, the third highest rise in Quebec.
- **HYUNDAI** stopped production at its **Bromont** automobile plant for 18 months to carry out a \$66.1 million renovation and assembly line conversion project, putting **840 people** out of work. (La Presse, 16/09/93)
- **ROBIN HOOD MULTIFOODS** announced that its condiment processing plant in **St-Hyacinthe** will be shutting down by the end of January 1994, resulting in 106 layoffs. (Le Journal de Montréal, 22/09/93)

Quebec City/Chaudière-Appalaches

- In September, the Quebec City/Chaudière-Appalaches region posted the largest employment downturn compared to the previous month. Paradoxically, at 9.5%, the region has the lowest unemployment rate in the province.
- The Val-Royal Group will build a new **RÉNO-DÉPÔT IN THE Quebec City region** by the fall of 1994. This **\$10 million** project will create jobs for 400 people. (Le Soleil, 18/09/93)
- **ABITIBI-PRICE** began the second stage of its restructuring program, which will result in the closure of its **Quebec City** office in early 1994 and the loss of some 30 management positions. Since 1988, the number of employees has fallen from 16,200 to just over 6,000. (Le Soleil, 22/09/93)

- The Quebec Department of **INDUSTRY AND COMMERCE** is expected to announce the upcoming establishment of a research centre on shape-memory alloys in the **Quebec City** technology park. Research under this **\$15 million** project, spanning five years, will consist in inducing a specific reaction in metals when they reach a given temperature. (Le Soleil, 29/09/93)
- The Department of **NATIONAL DEFENCE** will set up a metrology laboratory in the **Quebec City** technology park to conduct ballistics research. The project entails an investment of over **\$10 million**. (Verbatim, 17/09/93)
- The **SOCIÉTÉ DE PROMOTION ÉCONOMIQUE DU QUÉBEC MÉTROPOLITAIN (SPEQM)** launched a new detailed inventory of the municipalities comprising the **Quebec City** urban community. This new document providing an economic profile of metropolitan Quebec City will be used to promote industry in the region. (Le Soleil, 07/10/93)
- An investment of some **\$11 million** in a phytotron (\$1.8 million) and envirotron (\$9 million) facility will allow the **Quebec City** region to acquire state-of-the-art tools for research on plant biology. Phytotrons and envirotrons are groups of facilities in which plant specialists recreate computer-controlled artificial climates in order to learn more about plant biology and physiology. (Le Soleil, 02/10/93)
- Because of lower leasing costs for the oil tankers that transport its refined products to Montreal, **ULTRAMAR** has decided to defer its \$110 million project to build a pipeline between **St-Romuald** and Montreal's South Shore. (Le Soleil, 07/10/93)
- A plant that processes chromite into ferrochrome may be built in **Thetford Mines** in early 1994 because **RESSOURCES MINIERES COLERAINÉ** has received a letter of intent from MG Ores & Alloys, a New York subsidiary of the German multinational Metallgesellschaft AG. The latter firm is expected to head up the entire **\$40 million** project and buy all of Coleraine's output as of 1995. Ferrochrome is a metal of the future used in the manufacture of automobiles, motors, turbines and other machine parts. (La Presse, 18/09/93)

RESOURCE REGIONS

Abitibi-Témiscamingue

- Employment fell 1,000 in September compared to August, bringing the year-over-year decrease to 3,000. The unemployment rate has followed a sharp upward trend in the region over the past year, rising from 12.5% in September 1992 to 16.1% in September 1993. This is the largest year-over-year increase posted in Quebec.

Lower St. Lawrence

- The Lower St. Lawrence region is one of the four regions that posted higher employment in September than in August. On a year-over-year basis, however, the region lost 3,000 jobs and its unemployment rate edged up 0.7% to 12.9%.
- The Quebec government will be injecting **\$47 million** to expand the **RIMOUSKI REGIONAL HOSPITAL**. This project, slated to begin in March 1994, involves the construction of a cancer centre and kidney dialysis unit, which should be in operation in 1997. (Le Soleil, 24/09/93)

North Shore/Northern Quebec

- Employment has changed little in this region since last month as well as since last year. However, the unemployment rate rose 1.4% over last year, to stand at 14.1% in September.
- Owing to the steady decline in energy consumption, the **MANIC 3A** project is to be postponed to 1995. This **\$540 million** project is designed to increase the capacity of the plant located north of **Baie Comeau** by 620 megawatts. (Le Soleil, 21/09/93)
- The **DES OUTARDES SAWMILL** in **Baie Comeau** is scheduled to close for two weeks because it no longer has market outlets for its wood chips. This situation is attributable to the work stoppage ordered at the **QUEBEC AND ONTARIO PAPER COMPANY (QUNO)**. The temporary shutdown will affect **250 workers** at the sawmill and **1,200** at **QUNO**. (Le Soleil, 13/09/93)
- The **QUNO** plant in **Baie Comeau** will be shutting down for a week on November 1 as a result of its high newsprint inventory level. A total of 1,200 workers will be affected.
- The **SOCIÉTÉ DE COGÉNERATION DU QUÉBEC** will be establishing a private electric power plant in **Chapais**, Quebec, at a cost of **\$61.7 million**. The new complex will be able to generate 28 megawatts of electricity using forest waste from a number of large firms in the region. The plant will come on stream in July 1995. (Telbec, 27/09/93)

Gaspé/Magdalen Islands

- In September, there were 2,000 more employed in the region than a year earlier, but this increase was not enough to push the unemployment level down. In view of the region's very low participation rate, the few new jobs ended up drawing a large number of people into the labour market, causing the unemployment rate to rise 0.9% from last year's level, to 17.1%. Nonetheless, this rate is much lower than the rates of the past few months.

- Tertiary seafood processor **BACALAO DEL CASTILLO**, of Gaspé, will be shutting down for good, throwing 23 people out of work. Over the past two years, the firm specialized in producing fish patties and breaded mussels. (Le Soleil, 30/09/93)

Outaouais

- Employment is on the rise in the region, compared to both August (+2,000) and last year (+7,000). At the same time, the unemployment rate is falling, and stood at 11% in September 1993 compared to 11.4% a year earlier.

Saguenay/Lac-St-Jean

- Although the employment level has barely budged in recent months, it is nonetheless following a downward trend. The region lost 4,000 jobs over the past year, including 2,000 last September. Despite this, the unemployment rate is edging down, which suggests that workers are withdrawing from the labour market.

**EMPLOYMENT
BY PROVINCE**
(Seasonally adjusted data)

Province	Sept 93	Aug 93	Sept 92	Average of last 12 months	Variation Sept93 / Aug93	Variation Sept93 / Sept92
Newfoundland	185	184	189	187	1	-4
Prince Edward Island	53	52	53	54	1	0
Nova Scotia	359	359	362	359	0	-3
New Brunswick	283	288	292	291	-5	-9
Québec	2965	2934	2963	2955	31	2
Ontario	4809	4790	4702	4776	19	107
Manitoba	493	490	485	488	3	8
Saskatchewan	441	440	437	440	1	4
Alberta	1262	1253	1239	1241	9	23
British Columbia	1571	1575	1515	1549	-4	56
Canada	12421	12377	12234	12343	44	187
In thousands						
Source: Statistics Canada, LFS						

EMPLOYMENT*

BY METROPOLITAN AREA

(Seasonally adjusted data)

Metropolitan Area	Sept 93	Aug 93	Sept 92	Average of last 12 months	Variation Sept93 / Aug93	Variation Sept93 / Sept92
St-John's (Newfoundland)	71	71	71	69	0	0
Halifax	150	151	150	152	-1	0
Saint John (New Brunswick)	54	55	56	55	-1	-2
Chicoutimi-Jonquière	53	53	55	53	0	-2
Québec	284	287	287	287	-3	-3
Montréal	1370	1376	1388	1375	-6	-18
Trois-Rivières	50	51	49	51	-1	1
Sherbrooke	55	55	53	55	0	2
Ottawa-Hull	439	438	441	441	1	-2
Sudbury	71	71	61	66	0	10
Toronto	1778	1773	1760	1770	5	18
Hamilton	287	290	290	285	-3	-3
St. Catharines - Niagara	137	138	142	140	-1	-5
London	174	176	164	173	-2	10
Windsor	116	115	115	114	1	1
Kitchener - Waterloo	196	195	185	191	1	11
Thunder Bay	58	57	56	57	1	2
Oshawa	118	119	99	115	-1	19
Winnipeg	304	302	294	299	2	10
Regina	88	89	87	88	-1	1
Saskatoon	84	84	83	84	0	1
Calgary	361	361	365	360	0	-4
Edmonton	370	366	366	364	4	4
Vancouver	819	822	821	822	-3	-2
Victoria	130	129	121	126	1	9

*Employment: In thousands, three-month moving average

Source: Statistics Canada, LFS

EMPLOYMENT*
BY ECONOMIC REGION
(Unadjusted data)

Québec Economic Region	Sept 93	Aug 93	Sept 92	Average of last 12 months	Variation Sept93 / Aug93	Variation Sept93 / Sept92
Gaspésie - Iles-de-la-Madeleine	35	36	33	29	-1	2
Bas-Saint-Laurent	81	80	84	74	1	-3
Saguenay - Lac-Saint-Jean	113	115	117	110	-2	-4
Québec and Québec-Sud	439	446	443	427	-7	-4
Mauricie - Bois-Francs	202	206	200	193	-4	2
Estrie	118	116	111	112	2	7
Montérégie	584	590	559	545	-6	25
Montréal-Centre and Laval	889	895	930	892	-6	-41
Laurentides	192	192	188	185	0	4
Lanaudière	154	153	152	147	1	2
Outaouais	143	141	136	138	2	7
Abitibi-Témiscamingue	59	60	62	60	-1	-3
Côte-Nord - Nord-du-Québec	45	45	46	44	0	-1
Province of Québec	3054	3073	3063	2955	-19	-9

*Employment: In thousands, three-month moving average

Source: Statistics Canada, LFS

**UNEMPLOYED
BY PROVINCE**
(Seasonally adjusted data)

Province	Sept 93	Aug 93	Sept 92	Average of last 12 months	Variation Sept93 / Aug93	Variation Sept93 / Sept92
Newfoundland	45	48	44	48	-3	1
Prince Edward Island	12	13	11	12	-1	1
Nova Scotia	62	63	52	59	-1	10
New Brunswick	45	43	41	41	2	4
Québec	435	435	423	449	0	12
Ontario	572	582	598	574	-10	-26
Manitoba	51	51	49	50	0	2
Saskatchewan	39	38	41	40	1	-2
Alberta	136	140	126	133	-4	10
British Columbia	161	165	179	171	-4	-18
Canada	1563	1583	1572	1574	-20	-9
In thousands						
Source: Statistics Canada, LFS						

**UNEMPLOYED
BY METROPOLITAN AREA**
(Seasonally adjusted data)

Metropolitan Area	Sept 93	Aug 93	Sept 92	Average of last 12 months	Variation Sept93 / Aug93	Variation Sept93 / Sept92
St-John's (Newfoundland)	12	12	11	12	0	1
Halifax	20	20	17	18	0	3
Saint John (New Brunswick)	7	7	6	6	0	1
Chicoutimi-Jonquière	10	10	9	10	0	1
Québec	34	36	36	35	-2	-2
Montréal	210	213	204	217	-3	6
Trois-Rivières	8	8	9	8	0	-1
Sherbrooke	8	7	9	8	1	-1
Ottawa-Hull	44	44	41	40	0	3
Sudbury	7	7	9	9	0	-2
Toronto	233	230	246	224	3	-13
Hamilton	38	39	36	39	-1	2
St. Catharines - Niagara	27	26	24	23	1	3
London	18	18	16	16	0	2
Windsor	16	16	16	16	0	0
Kitchener - Waterloo	19	20	23	20	-1	-4
Thunder Bay	8	8	7	7	0	1
Oshawa	16	16	16	14	0	0
Winnipeg	37	39	38	37	-2	-1
Regina	8	8	8	8	0	0
Saskatoon	9	9	11	10	0	-2
Calgary	47	45	39	43	2	8
Edmonton	49	48	49	46	1	0
Vancouver	84	85	88	85	-1	-4
Victoria	12	12	11	12	0	1

* Unemployed: In thousands, three-month moving average
Source: Statistics Canada, LFS

UNEMPLOYED*
BY ECONOMIC REGION
(Unadjusted data)

Québec Economic Region	Sept 93	Aug 93	Sept 92	Average of last 12 months	Variation Sept93 / Aug93	Variation Sept93 / Sept92
Gaspésie - Iles-de-la-Madeleine	7	8	6	8	-1	1
Bas-Saint-Laurent	12	14	12	14	-2	0
Saguenay - Lac-Saint-Jean	18	19	19	21	-1	-1
Québec and Québec-Sud	46	49	49	50	-3	-3
Mauricie - Bois-Francs	25	27	29	30	-2	-4
Estrie	13	14	17	15	-1	-4
Montérégie	81	83	64	79	-2	17
Montréal-Centre and Laval	133	138	147	147	-5	-14
Laurentides	31	31	24	29	0	7
Lanaudière	16	16	17	20	0	-1
Outaouais	18	18	17	18	0	1
Abitibi-Témiscamingue	11	11	9	9	0	2
Côte-Nord - Nord-du-Québec	7	8	7	8	-1	0
Province of Québec	419	434	417	447	-15	2

*Unemployed: In thousands, three-month moving average

Source: Statistics Canada, LFS

**UNEMPLOYMENT RATE
BY PROVINCE**
(Seasonally adjusted data)

Province	Sept 93	Aug 93	Sept 92	Average of last 12 months	Variation Sept93 / Aug93	Variation Sept93 / Sept92
Newfoundland	19.6	20.7	18.9	20.3	-1.1	0.7
Prince Edward Island	18.4	19.4	17.6	17.6	-1.0	0.8
Nova Scotia	14.7	14.9	12.6	14.1	-0.2	2.1
New Brunswick	13.7	13.0	12.3	12.4	0.7	1.4
Québec	12.8	12.9	12.5	13.2	-0.1	0.3
Ontario	10.6	10.8	11.3	10.7	-0.2	-0.7
Manitoba	9.4	9.4	9.2	9.3	0.0	0.2
Saskatchewan	8.1	7.9	8.6	8.4	0.2	-0.5
Alberta	9.7	10.1	9.2	9.7	-0.4	0.5
British Columbia	9.3	9.5	10.6	9.9	-0.2	-1.3
Canada	11.2	11.3	11.4	11.3	-0.1	-0.2
In percentage						
Source: Statistics Canada, LFS						

UNEMPLOYMENT RATE* BY METROPOLITAN AREA

(Seasonally adjusted data)

Metropolitan Area	Sept 93	Aug 93	Sept 92	Average of last 12 months	Variation Sept93 / Août93	Variation Sept93 / Sept92
St-John's (Newfoundland)	14.4	14.5	13.9	14.9	-0.1	0.5
Halifax	11.6	11.7	10.4	10.5	-0.1	1.2
Saint John (New Brunswick)	12.0	11.5	9.8	10.4	0.5	2.2
Chicoutimi-Jonquière	15.7	15.4	14.1	15.8	0.3	1.6
Québec	10.7	11.1	11.3	10.7	-0.4	-0.6
Montréal	13.3	13.4	12.8	13.6	-0.1	0.5
Trois-Rivières	14.2	12.9	15.5	14.4	1.3	-1.3
Sherbrooke	12.0	11.6	14.8	12.5	0.4	-2.8
Ottawa-Hull	9.2	9.1	8.6	8.4	0.1	0.6
Sudbury	9.2	9.5	12.9	11.6	-0.3	-3.7
Toronto	11.6	11.5	12.3	11.2	0.1	-0.7
Hamilton	11.8	11.9	11.0	11.9	-0.1	0.8
St. Catharines - Niagara	16.6	15.9	14.4	14.0	0.7	2.2
London	9.2	9.2	8.9	8.3	0.0	0.3
Windsor	12.0	12.4	12.2	12.4	-0.4	-0.2
Kitchener - Waterloo	9.0	9.4	11.0	9.5	-0.4	-2.0
Thunder Bay	12.0	12.9	11.6	11.4	-0.9	0.4
Oshawa	12.0	12.1	14.2	11.1	-0.1	-2.2
Winnipeg	10.9	11.4	11.5	11.0	-0.5	-0.6
Regina	8.1	8.0	8.7	8.5	0.1	-0.6
Saskatoon	9.8	9.3	11.7	10.8	0.5	-1.9
Calgary	11.5	11.2	9.6	10.7	0.3	1.9
Edmonton	11.6	11.6	11.8	11.2	0.0	-0.2
Vancouver	9.3	9.4	9.7	9.4	-0.1	-0.4
Victoria	8.7	8.6	8.5	8.5	0.1	0.2

*Unemployment rate: In percentage, three-month moving average

Source: Statistics Canada, LFS

UNEMPLOYMENT RATE*
BY ECONOMIC REGION
(Unadjusted data)

Québec Economic Region	Sept 93	Aug 93	Sept 92	Average of last 12 months	Variation Sept93 / Aug93	Variation Sept93 / Sept92
Gaspésie - Îles-de-la-Madeleine	17.1	19.1	16.2	23.0	-2.0	0.9
Bas-Saint-Laurent	12.9	14.8	12.2	16.2	-1.9	0.7
Saguenay - Lac-Saint-Jean	14.0	14.2	14.2	15.8	-0.2	-0.2
Québec and Québec-Sud	9.5	9.9	10.0	10.4	-0.4	-0.5
Mauricie - Bois-Francs	11.1	11.5	12.5	13.4	-0.4	-1.4
Estrie	9.9	10.5	13.2	11.8	-0.6	-3.3
Montérégie	12.1	12.3	10.2	12.6	-0.2	1.9
Montréal-Centre and Laval	13.0	13.3	13.6	14.1	-0.3	-0.6
Laurentides	13.9	13.8	11.5	13.6	0.1	2.4
Lanaudière	9.6	9.3	10.0	12.1	0.3	-0.4
Outaouais	11.0	11.2	11.4	11.5	-0.2	-0.4
Abitibi-Témiscamingue	16.1	15.2	12.5	12.7	0.9	3.6
Côte-Nord - Nord-du-Québec	14.1	15.1	12.7	15.2	-1.0	1.4
Province of Québec	12.1	12.4	12.0	13.2	-0.3	0.1

* Unemployment rate: In percentage, three-month moving average

Source: Statistics Canada, LFS

Alma:
Rita Tremblay, Director
418-668-3084 / 1-800-463-9808

Drummondville:
René Gélinas, Director
819-478-4664 / 1-800-567-1418

Hull:
Guillaume Donati, Director
819-994-7442 / 1-800-263-4689

**Laurentides, Montérégie
et Outaouais**
René Gélinas, Director
514-283-7834 / 1-800-263-4689

Montréal:
Georges-Henri Goulet, Director
514-283-7557 / 1-800-263-4689

Nord-du-Québec:
Carole Collier, Director
514-283-8148 / 1-800-561-0633

Québec:
Vianney Tanguay, Director
418-648-4826 / 1-800-463-5204

Rimouski:
Christian Audet, Director
418-722-3282 / 1-800-463-9073

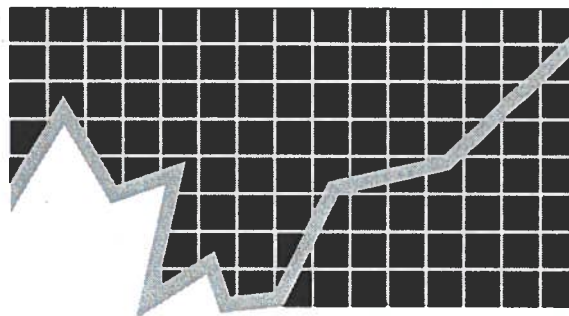
Sept-Îles:
Robert Audet, Director
418-968-3426 / 1-800-463-1707

Sherbrooke:
Normand Bégin, Director
819-564-5904 / 1-800-567-6084

Trois-Rivières:
Claude Lortie, Director
819-371-5182 / 1-800-567-8637

Val d'Or:
Léo Couture, Director
819-825-5260 / 1-800-567-6451

A BOOST FOR YOUR BUSINES



Regional development calls for tools suited to the specifics of each region.

The Federal Office of Regional Development-Quebec administers a range of financial assistance programs designed to meet the needs of local businesses and organizations. These programs can provide support for such projects as:

- establishment, expansion or modernization of a business;
- development, acquisition or integration of new technologies;

research and development;

tourism and industrial development.

In the interests of better response to specific local needs, FORD-Q is represented in each region of Quebec.

The Federal Office of Regional Development - Quebec: a resource and a partner for the success of your business!

Canada



Federal Office of
Regional Development
(Québec)

Bureau fédéral de
développement régional
(Québec)