

The FORD(Q) Economic Update

Version française disponible

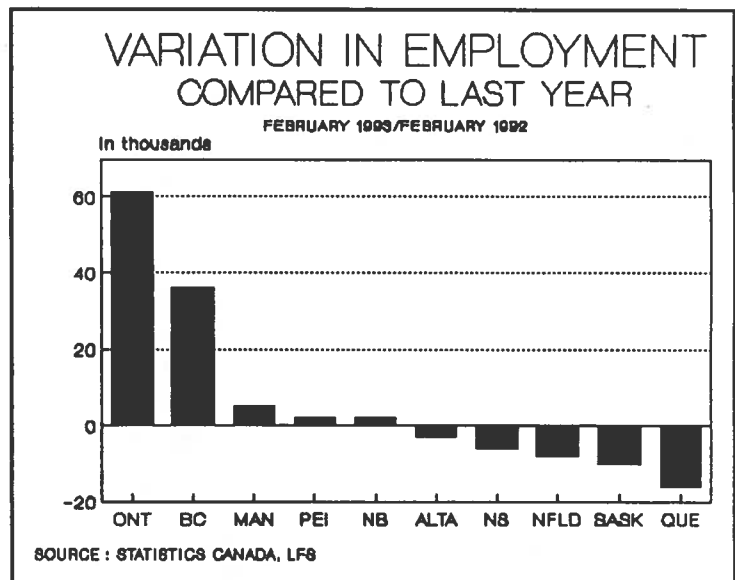
Editors: **Léonel Plasse and
Daniel Marchand**
Economists

Volume 5
Number 3
March 17, 1993



Changes in main indicators:

- During the fourth quarter of 1992, Canada's **Gross Domestic Product** increased 0.9% in 1986 dollars from the previous quarter. In the third quarter, it grew by 0.3%. Fourth-quarter growth, expressed as a compound annual rate, stood at 3.5%, and was driven solely by exports, which increased 1.3% from the previous quarter. Imports fell 2.2%. During the same period, consumer spending remained stagnant, and private investment was down.
- There was little change in **employment** in February 1993 across Canada (+9,000) and in Quebec (+1,000). Ontario and British Columbia led the way in terms of job creation compared to the previous month and last year. Both provinces made impressive gains, with 61,000 new jobs in Ontario and 36,000 new jobs in British Columbia as compared to February 1992. Quebec turned in the worst performance, losing 16,000 jobs. The mediocre employment situation in Quebec is due mainly to decreases in employment in the trade, construction and primary sectors. Jobs in Quebec's manufacturing sector increased by 5,000 over February 1992.
- In terms of a moving three-month average, **Montreal** gained 6,000 jobs from January to February. The other metropolitan regions in Quebec did not post any significant changes in employment. Metropolitan Toronto gained 9,000 jobs, whereas Vancouver lost the



Federal Office of
Regional Development
(Québec)

Bureau fédéral de
développement régional
(Québec)

Canada

The FORD-Q ECONOMIC UPDATE is a monthly publication whose purpose is to inform readers about the most recent economic developments affecting Quebec and its regions.

The information in this monthly report is taken from dailies and weeklies, magazines and other publications on the Quebec economy. Most of the statistical data come from Statistics Canada.

Readers' suggestions and comments are most welcome. To have your name added to our mailing list, write to the following address:

Federal Office of Regional Development - Quebec
Planning and Assessment Division
c/o Loraine Deschênes
Stock Exchange Tower
800 Square Victoria, PO Box 247
Montreal, Quebec H4Z 1E8

Telephone: (514) 283-8786
Fax: (514) 283-8429

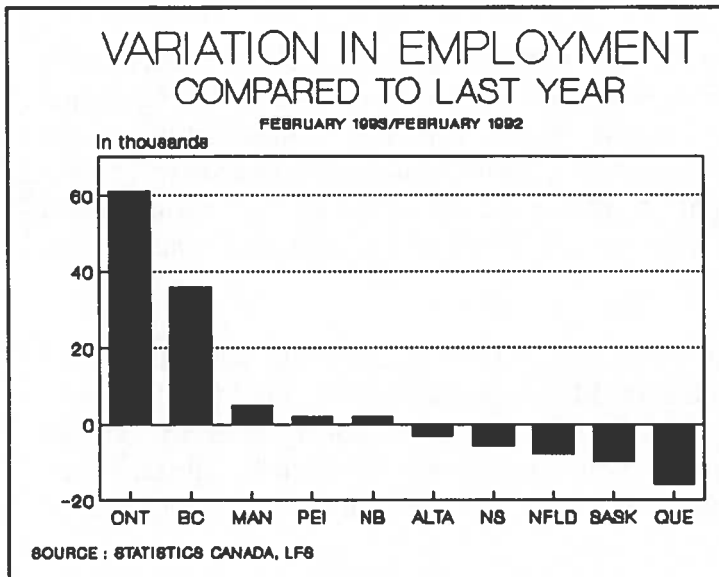
The FORD-Q ECONOMIC UPDATE is produced by the Planning and Assessment Division, Policy and Liaison Branch. The publication is photocopied and distributed by the Canada Communication Group.

The editors are:

Léonel Plasse
&
Daniel Marchand

same amount. Compared to February 1992, Montreal was the metropolitan region that lost the most jobs (29,000), followed by Toronto (20,000).

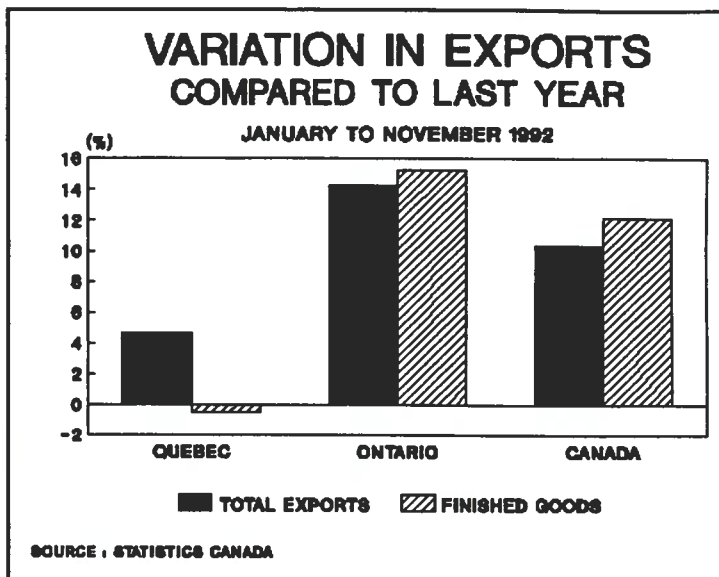
- Among the administrative regions of Quebec, **Quebec City** lost the most jobs in February (-6,000), followed by **Montreal Centre and Laval** (-5,000), the **Lower St Lawrence** (-3,000) and the **Montérégie** (-3,000). Compared to the same month in 1992, **Montreal Centre and Laval** lost 31,000 jobs, **Montérégie**, 26,000, and the **Lower St Lawrence**, 11,000. On the other hand, the **Laurentians** and **Lanaudière** posted job gains of 28,000 and 19,000 respectively.
- Although the increase in employment was only slight, the **unemployment rate** in Quebec fell 0.2% to 13.0% in February, compared to 12% in February 1992. Quebec's unemployment rate in February 1993 was three points ahead of Ontario's; in the same month in 1992, the gap was 1.9%. Over the past year, the number of unemployed has increased significantly in Quebec (+37,000), whereas Ontario has posted a drop of 1,000.



Despite a 1.4% decrease in February, the unemployment rate in the **Gaspé-Magdalen Islands** was still the highest in Quebec at 24.4%. This situation is especially alarming because the region's participation rate is the lowest in all of Canada. At 38.2%, the region's participation rate is 1.8 times lower than Quebec as a whole and half the Canadian participation rate. With a participation rate equal to Quebec's, the unemployment rate in the Gaspé would be almost 53%.

- The unemployment rate dropped in all metropolitan regions in Quebec in February compared to January, except in **Chicoutimi-Jonquière**, which surpassed St John's, Newfoundland, with a rate of 16.7%. Montreal's unemployment rate stood at 13.7% in February, the fourth highest in Canada.

◦ The slow pace of economic recovery in Quebec compared to Canada stems in large part from lacklustre exports. Quebec's total exports grew by only 4.6% during the period from January to November 1992, whereas they increased 14.3% in Ontario and 10.4% in all of Canada. The situation was even worse for finished goods, with Quebec exports down by 0.5%, while they were up by 15.3% in Ontario and 12.2% in all of Canada.



◦ The **CONFERENCE BOARD OF CANADA** predicted, in its Provincial Outlook published on February 24, that growth in Quebec should reach 3.6% in 1993 and 1994, owing mostly to widespread recovery in the manufacturing sector spurred on by a weaker Canadian dollar and recovery in the United States. The Conference Board predicts that the manufacturing sector will experience sharp growth of 8.6% in 1993. However, the participation rate in the construction sector will remain weak, and the service sector will continue to feel the effects of the QST and weak growth in consumer spending.

◦ **STATISTICS CANADA**, in the light of its survey of private Canadian companies and government, predicts that investment will total \$125.8 billion in 1993, up 3.9% from last year. The agency pointed out that the participation rate in the construction industry in Quebec would remain rather low, given the high vacancy rate in office buildings, which will slow down construction of other buildings. In addition, work on the James Bay II project is coming to an end.

◦ The **BANK OF CANADA RATE** was set at 5.66% on March 9, marking the sixth straight decrease in the bank rate. Some financial institutions announced cuts in their mortgage rates. The Royal Bank and the CIBC lowered their six-month and one-year rates for open mortgages by 1/4% to 7.75%.

Regional review (February 9, 1993 to March 15, 1993):

ALL REGIONS

Economic highlights:

- The **AMERICAN HOME BUILDERS ASSOCIATION** recommended that the Clinton administration eliminate the **6.51%** duty on Canadian softwood exports. The association argued that the countervailing duty had worsened the shortage of softwood in the United States, resulting in sharp price increases and posing a new threat to economic recovery. As a result of the increases, a new, average-sized home costs \$4,500 US more.

Major investment:

- Ottawa and Quebec will each inject equal amounts for a total of **\$40 million** to promote sustainable development in the agri-food sector over the next four years. Funding will be provided under an agreement for projects involving, among other things, research, technological innovation and training. Five priorities were established for projects:
 - improving water quality and reducing pollution;
 - managing by-products;
 - resource conservation and integrated fertilization;
 - phytoprotection (pesticides); and
 - integrating wildlife and agriculture.

MONTREAL

Economic highlights:

- The governments of Canada and Quebec will, in contributing equal amounts, invest slightly more than **\$2.7 million** in the **MAISON DES RÉGIONS DU QUÉBEC**, to be built in Montreal. The mandate of the **MAISON DES RÉGIONS DU QUÉBEC** will be to:
 - promote the economic development of the regions of Quebec in the Montreal, Canadian and international markets.

- develop co-operation, co-ordination and pooling of efforts between businesses and economic agents in the regions of Quebec; and
 - promote access to outside markets for regional enterprises.
- A new organization was established in Quebec in early March. It is called **GROUPE INNOVATION**, and its objectives will be to help Quebec managers improve their methods and develop avant-garde management in Quebec. The new organization, which has an operating budget of \$350,000, will be responsible for identifying and analysing global management trends and informing Quebec managers about them. The group will also study practices in organizations in Quebec and abroad and will share the results of their findings with Quebec managers.
 - The **GENERAL MOTORS** plant in Boisbriand cannot keep up with the demand for new Camaros and Firebirds. In Quebec, demand is five times greater than the supply of cars, according to a GM spokesperson. The plant has already sold its entire production of 1993 models, that is, 55,000 Camaros and Firebirds.
 - **CITIBANK** announced on March 10 that some **one hundred jobs** would be created at its service centre in Montreal. The centre will now handle the **EN ROUTE** credit card, which was bought from Air Canada last summer.

Contracts awarded:

- **BC TRANSIT** plans to order new cars for its **SKY TRAIN** from **BOMBARDIER**. The contract could total **\$200 million**. **BC TRANSIT** will probably order the cars over the next two months, with shipment of the new **SKY TRAIN** cars likely 18 to 24 months later.
- The **SNC-LAVALIN** engineering firm won a contract estimated at **\$120 million** to build, supply and engineer **PETRESA CANADA**'s petrochemical plant in Bécancour. The project will require **\$160 million** in investment. Work on the plant, the only one of its kind in Canada, is slated to begin shortly. Once the plant has been completed around 1995, it will employ **75 people**. Construction will provide jobs for 500 people, 150 of whom will come from **SNC-LAVALIN**.
- **SULZER CANADA INC** of Lachine won a **\$15.2-million** contract to supply China with three 19-megawatt turbines for the hydroelectric plant at Goatan in Hunan Province. The sale of the turbines should create 567 person-years of employment in Canada.

- Another Montreal company, **KVAERNER HYMAC INC**, won a contract in China worth an estimated **\$5.4 million**. The company will manufacture equipment for a pulp and paper plant in Guangdong Province.
- Transport Minister Jean Corbeil announced that the Canadian Commercial Corporation (CCC) had awarded three contracts worth **\$5.2 million US** to **MARCONI CANADA's** Communications Systems Division. The contracts, which were awarded under the Defence Production Sharing Agreement of the Canada-US Free Trade Agreement, will involve supplying the US Army electronics communications command with radio sets and multiplexers. CCC, which is a federal Crown corporation, signs agreements with foreign governments and international organizations on behalf of Canadian suppliers. During the 1991-92 fiscal year, Canadian companies sold \$678 million worth of goods and services through the CCC.
- **LEARJET**, a subsidiary of Bombardier, won a contract from **E-SYSTEMS** of Dallas, Texas to supply two **LEARJET 60** business twinjets. The aircraft are specially equipped to conduct flight inspection missions for the US Federal Aviation Administration under a contract it recently signed with **E-SYSTEMS**. The contract includes FAA options on 10 additional **LEARJET 60** planes and two wide-bodied business twinjet **CHALLENGER** planes from Canadair.

Major investment:

- The **NATIONAL STATE** construction group in Longueuil and the Montreal office of **MONENCO AGRA** won a **\$124-million** contract from **INDECK-HULL**, a limited partnership, to design, supply and build a cogeneration plant in Hull. The plant will have a capacity of 145 megawatts and is slated to come on line in September 1994.
- The **GOVERNMENT OF QUEBEC** agreed in February to give the go-ahead for a scaled-down version of the **SOLIGAZ** project. The cost of the project has been pared down to **\$80 million** from the \$200 million originally forecast. The new project will only consist of two storage caverns instead of three. Initially, however, only one cavern will be built for propane storage. Construction of the second cavern has been postponed owing to the collapse in demand for butane. A platform will also be built to supply the underground caverns with gas.
- **LAKESHORE GENERAL HOSPITAL** in Pointe Claire will be expanded and renovated at a cost of **\$52.7 million**. The total area of the hospital will increase from 19,518 to 34,622 square metres, and the number of beds, from 257 to 363. The work should take approximately three years to complete and should begin in the fall of 1993 or early 1994.

- The **CITY OF MONTREAL** will hold only one request for proposals for development of the old Paul Sauvé Centre site in the Rosemont district. The project should generate **\$45 million** in investment and take three to five years to complete. Businesses, private dwellings and subsidized housing will be built on the site.

Layoffs:

- **CANADIAN NATIONAL** will eliminate 10,000 of its 32,300 jobs across Canada by the end of 1995. In Montreal, CN plans to eliminate some **558 jobs** this year out of a total of 7,200. The company plans to cut the same number of jobs in 1994 and 1995. Of the jobs CN will be eliminating this year, 243 are located at the company's headquarters. The other 315 jobs to be cut are part of the Operations, Management and Administration group for the St Lawrence Region.
- **CANADAIR**, of Ville St Laurent, announced that it will have to lay off **258 workers** around the end of February. According to the company, 16 other employees will be laid off a little later. The total number of layoffs could reach 400. They are the result of the current slump in the aeronautics sector. Canadair manufactures aircraft components for Boeing and Airbus. Both companies have been experiencing a decline in orders since the beginning of the year.
- Following the withdrawal of an American partner, **ICI EXPLOSIVES** will have to close its **SABAG** Division at its McMasterville complex on the South Shore. The division manufactured gas capsules for automobile air bags. Some **200 people** will be affected by this decision.
- **PHILIPS**, of Ville St Laurent, will close its computer division on April 16. Negotiations with a new buyer broke off when employees refused to take a 15% pay cut. The closing will result in **125 layoffs**.
- **SHIRMAX**, of St Leonard, will shut its clothing factory on April 9, throwing **80 people** out of work. Shirmax operates 180 women's clothing stores under various franchises. Outside suppliers will now provide clothing for these stores.
- **THE GAZETTE** newspaper asked some of its employees to voluntarily resign in return for compensation. Some **60 people** are expected to take advantage of the program. The number of employees at The Gazette decreased from 864 in 1990 to 759 in late 1992.

CENTRAL REGIONS

Economic highlights:

- The **CAISSES POPULAIRES DESJARDINS** will soon be setting up shop in Mexico. The Société de développement international Desjardins has just signed an agreement in Mexico City with the Minister of Social Development, Donaldo Colosio. The purpose of the agreement is to provide rural communities in Mexico with technical assistance and financial independence through an effective system of small banks.
- **BOMBARDIER** will create **700 jobs** starting in May at its SEA-DOO and SKI-DOO divisions in Valcourt. The 700 anticipated new jobs will, however, only be temporary ones from May to October. Bombardier also plans to significantly expand its facilities in Valcourt.

Contracts awarded:

- **STELCO McMASTER LIMITED** of Contrecoeur and **OFFSHORE REBAR LTD** of Longueuil won contracts from the Hibernia Management and Development Company Ltd. Together with an Ontario firm, Stelco has been awarded a steel supply contract worth more than **\$30 million**. Offshore was granted a contract worth more than **\$15 million** for management and technical supervision of a steel manufacturing plant on the Hibernia site.
- **ABB's COMBUSTION SYSTEMS** Sherbrooke Division won a **\$10-million** contract from a US company in New York. The company will manufacture three boilers to be used in a project designed to incinerate waste and produce electricity. The contract will maintain approximately 300 jobs at the plant for one year.
- The Power Transformer Division of **ABB**, whose plant is located in Varennes, was awarded two new export contracts worth **\$6.1 million** from the Bonneville Power Administration and the Basin Electric Power Cooperative in the western US. ABB will manufacture six inductance shunts to compensate for voltage fluctuations in power transmission networks.

Major investment:

- Developers expect to invest some **\$200 million** over the next ten years at Mont St Anne. The **Société des établissements de plein air du Québec (SEPAQ)** plans to join forces with private developers to develop the southwest side of the mountain and add 30 new ski trails. There are also plans to expand the golf course and build a major hotel.

- The federal government and the Government of Quebec have joined forces with **INTRAWEST**, which owns the **MONT TREMBLANT** resort, promising to invest **\$34 million** over the next five years to develop the resort. Both governments say they may also provide up to an additional \$14 million in assistance in the form of a repayable contribution or loan guarantee for the second phase of the project.
- Quebec Health Minister Marc-Yvan Côté and federal Health Minister Benoît Bouchard announced a **\$30-million** grant to build two research centres, one at **Enfant Jésus Hospital**, and the other, at **Hôtel Dieu Hospital** in Quebec City. The hospitals will receive \$11.6 million and \$19.6 million respectively. The research centres are expected to be completed in two years. The number of researchers will increase from 26 to 54, and the number of staff will increase by 240 from 190 to 430.
- **INGLIS** of Montmagny is preparing to invest some **\$10 million** to manufacture a new generation of electric stoves for the Canadian and US markets. The investment must, however, receive the support of **Whirlpool**, which is headquartered in Michigan. Inglis expects to receive government financial assistance. The company has already received assistance from the governments of Canada and Quebec.
- **PRO-MEUBLES** of Granby has acquired part of the assets of **Artopex**, with a total investment of **\$6 million**. Some 100 people will be hired as a result of the former **Artopex** plant in Laval being reopened. Pro-Meubles exports a great deal to the United States, and with **Artopex**, it will also sell its products to Mexico, a market developed by **Artopex**.
- **POLY-EXTRUSION INC**, a new plant, will be built in **St Georges de Beauce**. It will manufacture thread for the carpet industry. An entrepreneur in the Beauce will invest **\$5 million** to build the plant. The Federal Office of Regional Development - Quebec provided a **\$931,000** grant. Production is expected to begin in late 1993. The new plant will create some 15 jobs.

Layoffs:

- **CANADIAN PACIFIC FOREST PRODUCTS LIMITED (CPFPL)** announced that **200** people at its **La Tuque** plant would be out of work at the end of February. The company has decided to cease producing market pulp for the time being, and does not know when production will resume.
- The **GENERAL ELECTRIC** plant in **Bromont** plans to lay off roughly **118 workers** over the next few weeks. The current slump in the aeronautics industry is responsible for the

staff cuts planned by GE. BOEING, one of the GE plant's clients, cut its production in February, particularly affecting the Bromont plant.

RESOURCE REGIONS

Economic highlights:

- **RESSOURCES MSV**, of the **CORPOMIN GROUP**, announced in mid February that it had signed an agreement in principle with the Westminer mining company, under which MSV will purchase its Copper Rand and Portage mines and its processing plant in Chibougamau. With this acquisition, the mining company will produce 45,000 ounces of gold and 11 million pounds of copper annually. MSV announced that the deal had been preceded by an agreement on pay cuts for the some 300 miners who had lost their jobs. The new buyer says that it intends to resume mining operations as quickly as possible.

Major investment:

- A satellite campus of the Université du Québec en Abitibi-Témiscamingue (UQAT) will be built in Rouyn-Noranda at an approximate cost of **\$15 million**. The five-storey building will be erected on land near the Abitibi-Témiscamingue CEGEP. Construction work could begin in the spring of 1994 and end in the summer of 1995.
- The federal government has granted **\$5 million** in financial assistance to the Société de développement du Massif de la Petite-Rivière-Saint-François to transform the massif into a standard ski centre. A total of **\$11 million** in investment will be required. Under the project, mechanical ski-lifts, artificial snowmaking systems and maintenance equipment will be purchased, and visitor infrastructure and ski trails will be built. The project will create some 20 direct jobs. The government assistance is granted under the Assistance Program for Tourist Attractions and Infrastructure Projects (APTAIP), which is administered by the Federal Office of Regional Development - Quebec.
- **PUBLIC WORKS CANADA** will invest nearly **\$1.6 million** to consolidate the Grande Rivière wharf in the federal riding of Gaspé. The project should create roughly 26 jobs, which will end in December 1993.
- The Federal Office of Regional Development - Quebec and the Government of Quebec have announced investment totalling **\$960,000** in Chapais, Abitibi, where the municipality will build an industrial park. The project will require nearly **\$1.5 million** in investment. The new infrastructure will serve a cogeneration plant. The government assistance is granted under the Regional Development Agreement.

- The federal government has set aside more than **\$1 million** for tourism development in the Côte de Beaupré MRC. The Federal Office of Regional Development - Quebec will manage the project under the Assistance Program for Disadvantaged Areas (APDA). The MRC was able to obtain federal assistance because of the federal government's decision to include the Côte de Beaupré MRC in the list of designated areas. Six other MRCs in the Quebec City region are now eligible under the program: Portneuf, Jacques Cartier, Bellechasse, Lotbinière, Robert Cliche and Beauce-Sartigan. The Quebec City office of FORD-Q will make payments to organizations and companies with eligible projects. Not-for-profit organizations may receive up to **75%** of the capital required to implement projects, and private enterprise, **50%**.

Layoffs:

- The **DONOHUE** paper mill in Clermont, Charlevoix plans to close its logging division, throwing **75 people** out of work. The company wants to change supply methods at the plant.
- The **ALCAN WIRE AND CABLE** plant in St Augustin de Desmaures will close its facility in May or June, throwing **25 employees** out of work. The company will continue its operations in Shawinigan.

**EMPLOYMENT
BY PROVINCE**
(Seasonally adjusted data)

Province	Feb 93	Jan 93	Feb 92	Average of last 12 months	Variation Feb93 / Jan93	Variation Feb93 / Feb92
Newfoundland	183	186	191	187	-3	-8
Prince Edward Island	55	55	53	53	0	2
Nova Scotia	359	355	365	360	4	-6
New Brunswick	290	290	288	289	0	2
Québec	2951	2950	2967	2951	1	-16
Ontario	4786	4780	4725	4723	6	61
Manitoba	490	490	485	484	0	5
Saskatchewan	438	439	448	439	-1	-10
Alberta	1236	1235	1239	1238	1	-3
British Columbia	1539	1532	1503	1523	7	36
Canada	12328	12319	12265	12248	9	63

In thousands

Source: Statistics Canada, LFS

EMPLOYMENT*
BY ECONOMIC REGION
(Unadjusted data)

Québec Economic Region	Feb 93	Jan 93	Feb 92	Average of last 12 months	Variation Feb93 / Jan93	Variation Feb93 / Feb92
Gaspésie - Iles-de-la-Madeleine	24	24	28	29	0	-4
Bas-Saint-Laurent	67	70	78	77	-3	-11
Saguenay - Lac-Saint-Jean	107	108	111	112	-1	-4
Québec and Québec-Sud	416	422	414	429	-6	2
Mauricie - Bois-Francs	181	182	178	192	-1	3
Estrie	112	112	108	110	0	4
Montérégie	514	517	540	543	-3	-26
Montréal-Centre and Laval	880	885	911	901	-5	-31
Laurentides	180	181	152	178	-1	28
Lanaudière	141	142	122	141	-1	19
Outaouais	136	136	135	136	0	1
Abitibi-Témiscamingue	59	60	53	59	-1	6
Côte-Nord - Nord-du-Québec	43	44	42	44	-1	1
Province of Québec	2860	2882	2870	2952	-22	-10
*Employment: in thousands, three-month moving average						
Source: Statistics Canada, LFS						

EMPLOYMENT*
BY METROPOLITAN AREA
(Seasonally adjusted data)

Metropolitan Area	Feb 93	Jan 93	Feb 92	Average of last 12 months	Variation Feb93 / Jan93	Variation Feb93 / Feb92
St-John's (Newfoundland)	67	67	70	69	0	-3
Halifax	152	151	152	150	1	0
Saint John (New Brunswick)	56	55	52	55	1	4
Chicoutimi-Jonquière	53	53	56	55	0	-3
Québec	290	290	283	286	0	7
Montréal	1365	1359	1394	1375	6	-29
Trois-Rivières	51	50	52	50	1	-1
Sherbrooke	57	57	57	55	0	0
Ottawa-Hull	443	442	442	440	1	1
Sudbury	65	64	59	61	1	6
Toronto	1777	1768	1797	1774	9	-20
Hamilton	281	279	294	289	2	-13
St. Catharines - Niagara	142	142	146	142	0	-4
London	173	173	160	165	0	13
Windsor	113	111	121	114	2	-8
Kitchener - Waterloo	190	186	185	187	4	5
Thunder Bay	58	59	61	58	-1	-3
Oshawa	117	112	105	105	5	12
Winnipeg	299	298	301	297	1	-2
Regina	89	88	88	88	1	1
Saskatoon	84	84	89	84	0	-5
Calgary	359	358	356	361	1	3
Edmonton	365	366	377	369	-1	-12
Vancouver	822	831	818	821	-9	4
Victoria	126	125	130	125	1	-4

*Employment: In thousands, three-month moving average

Source: Statistics Canada, LFS

**UNEMPLOYED
BY PROVINCE**
(Seasonally adjusted data)

Province	Feb 93	Jan 93	Feb 92	Average of last 12 months	Variation Feb93 / Jan93	Variation Feb93 / Feb92
Newfoundland	46	45	45	48	1	1
Prince Edward Island	11	11	11	11	0	0
Nova Scotia	57	56	50	56	1	7
New Brunswick	38	40	42	42	-2	-4
Québec	441	447	404	439	-6	37
Ontario	532	555	533	576	-23	-1
Manitoba	45	48	48	51	-3	-3
Saskatchewan	42	43	35	41	-1	7
Alberta	124	125	131	129	-1	-7
British Columbia	166	167	169	175	-1	-3
Canada	1500	1528	1468	1566	-28	32

In thousands
Source: Statistics Canada, LFS

**UNEMPLOYED
BY METROPOLITAN AREA**
(Seasonally adjusted data)

Metropolitan Area	Feb 93	Jan 93	Feb 92	Average of last 12 months	Variation Feb93 / Jan93	Variation Feb93 / Feb92
St-John's (Newfoundland)	12	13	13	12	-1	-1
Halifax	17	17	14	17	0	3
Saint John (New Brunswick)	6	6	8	7	0	-2
Chicoutimi-Jonquière	11	10	7	9	1	4
Québec	34	35	33	36	-1	1
Montréal	216	225	198	209	-9	18
Trois-Rivières	9	9	7	9	0	2
Sherbrooke	8	9	8	9	-1	0
Ottawa-Hull	38	40	39	42	-2	-1
Sudbury	9	9	6	8	0	3
Toronto	208	221	213	230	-13	-5
Hamilton	37	37	32	35	0	5
St. Catharines - Niagara	20	21	16	21	-1	4
London	15	15	16	15	0	-1
Windsor	16	18	14	17	-2	2
Kitchener - Waterloo	19	20	16	20	-1	3
Thunder Bay	7	7	5	7	0	2
Oshawa	13	13	13	15	0	0
Winnipeg	36	37	37	38	-1	-1
Regina	8	9	6	8	-1	2
Saskatoon	11	12	9	11	-1	2
Calgary	39	44	42	41	-5	-3
Edmonton	42	43	46	46	-1	-4
Vancouver	82	82	81	83	0	1
Victoria	12	12	12	11	0	0

*Unemployed: In thousands, three-month moving average

Source: Statistics Canada, LFS

UNEMPLOYED*
BY ECONOMIC REGION
(Unadjusted data)

Québec Economic Region	Feb 93	Jan 93	Feb 92	Average of last 12 months	Variation Feb93 / Jan93	Variation Feb93 / Feb92
Gaspésie - Îles-de-la-Madeleine	8	8	6	8	0	2
Bas-Saint-Laurent	16	17	13	14	-1	3
Saguenay - Lac-Saint-Jean	23	22	15	20	1	8
Québec and Québec-Sud	50	52	51	51	-2	-1
Mauricie - Bois-Francs	33	32	27	30	1	6
Estrie	16	16	17	17	0	-1
Montréal	79	77	71	69	2	8
Montréal-Centre and Laval	149	151	143	148	-2	6
Laurentides	29	31	24	25	-2	5
Lanaudière	25	25	20	20	0	5
Outaouais	19	19	15	18	0	4
Abitibi-Témiscamingue	8	8	9	9	0	-1
Côte-Nord - Nord-du-Québec	8	7	7	7	1	1
Province of Québec	464	465	419	435	-1	45
*Unemployed: In thousands, three-month moving average						
Source: Statistics Canada, LFS						

**UNEMPLOYMENT RATE
BY PROVINCE**
(Seasonally adjusted data)

Province	Feb 93	Jan 93	Feb 92	Average of last 12 months	Variation Feb93 / Jan93	Variation Feb93 / Feb92
Newfoundland	20.1	19.5	19.1	20.4	0.6	1.0
Prince Edward Island	16.6	16.2	16.8	17.6	0.4	-0.2
Nova Scotia	13.7	13.6	12.0	13.4	0.1	1.7
New Brunswick	11.6	12.1	12.7	12.6	-0.5	-1.1
Québec	13.0	13.2	12.0	13.0	-0.2	1.0
Ontario	10.0	10.4	10.1	10.9	-0.4	-0.1
Manitoba	8.4	8.9	9.0	9.5	-0.5	-0.6
Saskatchewan	8.8	8.9	7.2	8.5	-0.1	1.6
Alberta	9.1	9.2	9.6	9.4	-0.1	-0.5
British Columbia	9.7	9.8	10.1	10.3	-0.1	-0.4
Canada	10.8	11.0	10.7	11.3	-0.2	0.1

In percentage
Source: Statistics Canada, LFS

UNEMPLOYMENT RATE*
BY METROPOLITAN AREA
(Seasonally adjusted data)

Metropolitan Area	Feb 93	Jan 93	Feb 92	Average of last 12 months	Variation Feb93 / Jan93	Variation Feb93 / Feb92
St-John's (Newfoundland)	15.7	16.1	15.8	15.3	-0.4	-0.1
Halifax	10.2	10.2	8.7	10.1	0.0	1.5
Saint John (New Brunswick)	9.3	9.6	12.7	11.2	-0.3	-3.4
Chicoutimi-Jonquière	16.7	15.8	11.8	14.4	0.9	4.9
Québec	10.6	10.8	10.5	11.2	-0.2	0.1
Montréal	13.7	14.2	12.5	13.2	-0.5	1.2
Trois-Rivières	15.1	15.4	12.0	15.6	-0.3	3.1
Sherbrooke	12.8	13.8	12.6	13.7	-1.0	0.2
Ottawa-Hull	8.0	8.3	8.2	8.8	-0.3	-0.2
Sudbury	12.4	12.0	9.2	12.0	0.4	3.2
Toronto	10.5	11.1	10.6	11.5	-0.6	-0.1
Hamilton	11.6	11.7	9.8	10.8	-0.1	1.8
St. Catharines - Niagara	12.4	12.9	10.0	13.0	-0.5	2.4
London	7.7	8.0	9.2	8.5	-0.3	-1.5
Windsor	12.6	14.0	10.5	13.0	-1.4	2.1
Kitchener - Waterloo	9.2	9.8	7.8	9.7	-0.6	1.4
Thunder Bay	10.4	10.7	8.2	10.2	-0.3	2.2
Oshawa	9.7	10.4	10.8	12.1	-0.7	-1.1
Winnipeg	10.7	11.1	10.9	11.2	-0.4	-0.2
Regina	8.6	9.1	6.5	8.4	-0.5	2.1
Saskatoon	12.0	12.3	9.2	11.6	-0.3	2.8
Calgary	9.9	11.0	10.6	10.2	-1.1	-0.7
Edmonton	10.4	10.4	11.0	11.0	0.0	-0.6
Vancouver	9.1	8.9	9.1	9.2	0.2	0.0
Victoria	8.6	8.6	8.5	8.4	0.0	0.1

*Unemployment rate: In percentage, three-month moving average
Source: Statistics Canada, LFS

UNEMPLOYMENT RATE*
BY ECONOMIC REGION
(Unadjusted data)

Québec Economic Region	Feb 93	Jan 93	Feb 92	Average of last 12 months	Variation Feb93 / Jan93	Variation Feb93 / Feb92
Gaspésie - Îles-de-la-Madeleine	24.4	25.8	18.0	21.7	-1.4	6.4
Bas-Saint-Laurent	19.0	19.0	14.3	14.9	0.0	4.7
Saguenay - Lac-Saint-Jean	17.5	17.2	12.1	15.1	0.3	5.4
Québec and Québec-Sud	10.7	10.9	11.0	10.6	-0.2	-0.3
Mauricie - Bois-Francs	15.5	14.9	13.1	13.3	0.6	2.4
Estrie	12.6	12.6	13.8	13.1	0.0	-1.2
Montérégie	13.4	12.9	11.7	11.3	0.5	1.7
Montréal-Centre and Laval	14.5	14.6	13.6	14.1	-0.1	0.9
Laurentides	13.9	14.5	13.6	12.5	-0.6	0.3
Lanaudière	15.2	15.1	14.0	12.5	0.1	1.2
Outaouais	12.5	12.3	10.0	11.5	0.2	2.5
Abitibi-Témiscamingue	12.1	12.0	15.1	13.7	0.1	-3.0
Côte-Nord - Nord-du-Québec	15.9	14.3	14.3	13.5	1.6	1.6
Province of Québec	14.0	13.9	12.7	12.9	0.1	1.3

*Unemployment rate: In percentage, three-month moving average

Source: Statistics Canada, LFS

