

The FORD(Q) Economic Update

Version française disponible

Editors: Léonel Plasse and
Daniel Marchand,
Economists

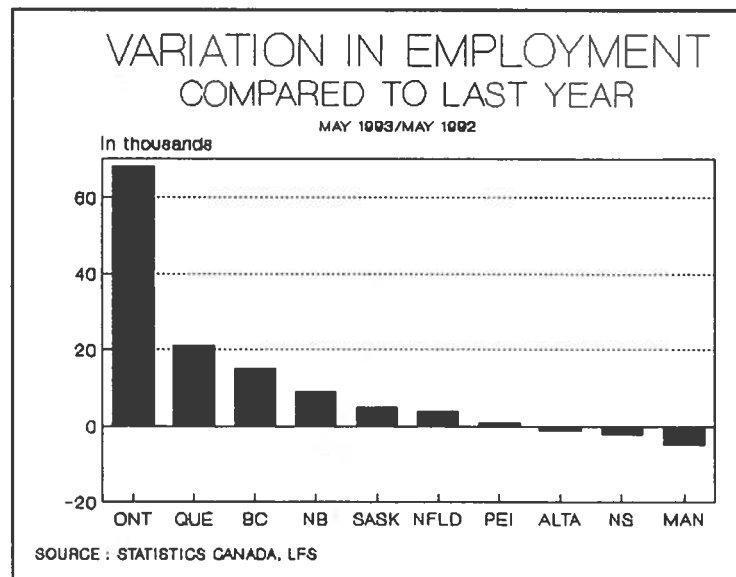
Volume 5
Number 6
June 9, 1993



Changes in main indicators:

- In the light of budgets tabled by the federal government and various provincial governments, the **CONFERENCE BOARD OF CANADA** downgraded its economic forecasts. The Conference Board predicts that the recent budgets will put a damper on consumer spending. Canada's GDP is expected to grow by only slightly more than 3% in 1993. In addition, problems continue to plague the global economy, hampering robust recovery in Canada. According to the Conference Board, the global economy is beset with such difficulties as the impasse in international trade negotiations, the shaky financial system in Europe and the problems with economic reforms in Eastern Europe. In addition, the outlook for the United States is not as rosy as first predicted, but despite the recent slowdown, the US economy is not likely to relapse into recession.

- There were 6,000 more jobs in Quebec in May than in April, making it the second best performance nationally after Alberta (+15,000). Across Canada, the number of jobs fell by 1,000. Compared to May 1992, Quebec chalked up only 21,000 new jobs, as against 68,000 in Ontario. Seasonally unadjusted data reveal that year-over-year employment rose in the service (+37,000), government (+24,000), and financial, insurance and real estate (+22,000) sectors but fell sharply in the trade sector (-56,000).



Little change was recorded in the other sectors.



Federal Office of
Regional Development
(Québec)

Bureau fédéral de
développement régional
(Québec)

Canada

The FORD-Q ECONOMIC UPDATE is a monthly publication whose purpose is to inform readers about the most recent economic developments affecting Quebec and its regions.

The information in this monthly report is taken from dailies and weeklies, magazines and other publications on the Quebec economy. Most of the statistical data come from Statistics Canada.

Readers' suggestions and comments are most welcome. To have your name added to our mailing list, write to the following address:

Federal Office of Regional Development - Quebec
Planning and Assessment Division
c/o Loraine Deschênes
Stock Exchange Tower
800 Square Victoria, PO Box 247
Montreal, Quebec H4Z 1E8

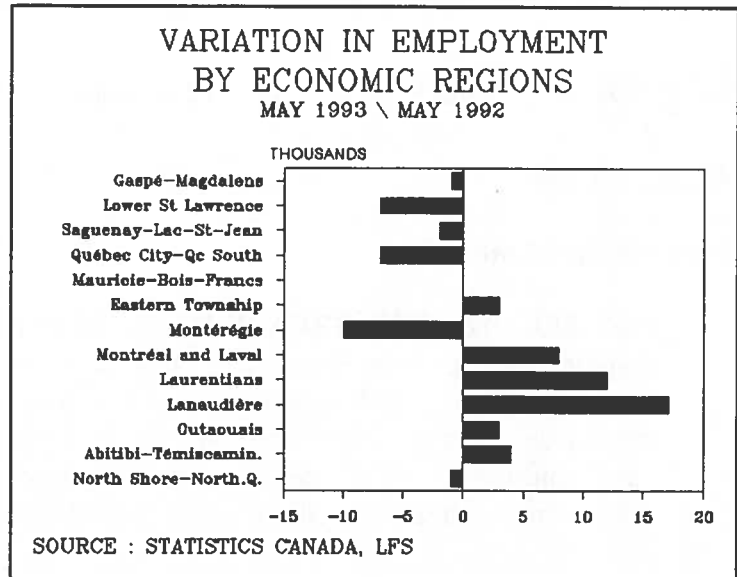
Telephone: (514) 283-8786
Fax: (514) 283-8429

The FORD-Q ECONOMIC UPDATE is produced by the Planning and Assessment Division, Policy and Liaison Branch. The publication is photocopied and distributed by the Canada Communication Group.

The editors are:

Léonel Plasse
&
Daniel Marchand

- In terms of a three-month moving average, significant job gains were posted in the **Montreal** metropolitan region (+11,000) in May compared to the previous month. It marked the sharpest rise of all the metropolitan regions in Canada. **Sherbrooke** and **Quebec City** lost 1,000 jobs, whereas **Chicoutimi-Jonquière** and **Trois Rivières** gained 1,000. The number of jobs grew by 18,000 on a year-over-year basis in **Montreal**.
- Employment gains were posted in all the economic regions of Quebec in May compared to the previous month, except in the Eastern Townships. The **Montérégie** turned in the best performance, with 14,000 new jobs, followed by **Montreal Centre** and **Laval** (+10,000). Compared to last year, the number of employed rose by 17,000 in **Lanaudière**, 12,000 in the **Laurentians** and 8,000 in **Montreal Centre** and **Laval**. The sharpest drops were posted in the **Montérégie** (-10,000), the **Lower St Lawrence** and **Quebec City** and **Quebec City South** (-7,000 each).



- The **unemployment rate** fell 0.3% in May in Quebec compared to April. However, it was still 0.7% higher than last year. The drop in May was due not only to an increase in employment but also the withdrawal of 6,000 persons from the workforce.
- The unemployment rate fell or remained stable in all the metropolitan regions of Quebec in May, except in **Sherbrooke**, where it rose 0.1%. Unemployment rose in Canada's major metropolitan regions, such as **Toronto** (+0.4%), **Vancouver** (+0.5%), **Winnipeg** (+0.5%) and **Ottawa-Hull** (+0.2%).
- The unemployment rate dropped in May in all but three of the economic regions of Quebec. The **Gaspé-Magdalen Islands** posted an increase of 0.5% to 27.7%, while the rate rose 0.1% in the **North Shore-Northern Quebec** region to 17.3%. The unemployment rate remained unchanged in the **Montérégie** at 14.4%.
- Economists at two financial institutions, the **Mouvement Desjardins** and the **Toronto Dominion Bank**, report that Quebec's economy has been very slow to recover. The **Desjardins Leading Indicator (DLI)** reveals that Quebec's economy lagged behind all the other provincial economies in the first quarter. However, **Desjardin's Economic Studies Department** predicts that Quebec's economy will enter into more sustained growth in the

second half of 1993. Economists at the TD Bank predict that the Quebec economy will grow by 2.8% in 1993.

- According to the latest economic forecasts by the **QUEBEC DEPARTMENT OF FINANCE**, the province should post a growth rate of 2.6% in 1993, compared to 3% nationally. Since the beginning of the year, there have been encouraging signs of economic recovery: very low inflation rates, very competitive interest rates, a competitive Canadian dollar, increased exports and more robust retail sales.

Regional Review (May 12 to June 9, 1993):

ALL REGIONS

Economic highlights:

- **QUEBEC and NEW BRUNSWICK** agreed on a 90-day truce to try to settle their trade dispute. Besides New Brunswick, Ontario, Nova Scotia and Newfoundland say that Quebec is violating the 1992 agreement on the free trade of goods and services among the provinces. The two provinces will set up a bilateral committee to pinpoint problems and find solutions. The 1992 agreement only covered 3% of Canadian government procurement, or \$300 million out of some \$10 billion.
- **LASSONDE INDUSTRIES**, Quebec's leading fruit drink and juice producer, recently made a major breakthrough in the US market. In April, the company signed an agreement with the TOPCO Group, which supplies 4,500 grocery stores in the US, a chain representing four times as many supermarkets as there are in Quebec. Lassonde will supply Topco with eight different kinds of fruit juices and drinks. The contract is potentially worth several million, with the exact dollar figure contingent upon US supermarket demand.

Major investment:

- According to Statistics Canada, **CONSTRUCTION PROJECTS** slated to be carried out in Quebec will be worth **\$20.5 billion** in 1993, up 2% over 1992. Investment in new buildings will rise 3.1% to \$17.1 billion, with another \$3.5 billion to be spent on upgrading. The residential construction industry will account for the lion's share, with \$8.2 billion in investment.
- In 1993, construction crews will be everywhere on Quebec's roads and highways. The Government of Quebec plans to invest some **\$444 million** in building and maintaining the province's road and highway infrastructure.
- The **FEDERAL OFFICE OF REGIONAL DEVELOPMENT - QUEBEC** approved contributions of almost \$10 million in May for 78 projects across the province expected to generate almost \$45 million in investment and create or maintain 871 jobs.

MONTREAL

Economic highlights:

- According to the **CANADIAN REAL ESTATE ASSOCIATION**, the real estate resale market in Canada's major cities shrank by 3.2% in April 1993 compared to the same period in 1992. In April 1993, the average house price in Montreal was \$113,000, up 0.9% from last year.

Contracts awarded:

- On May 25, work began on modernizing the Montreal-Two Mountains commuter line. **CANAC INTERNATIONAL**, a wholly-owned subsidiary of Canadian National, won the contract worth an estimated **\$108 million**. The contract was awarded by the Government of Quebec. The work is slated to be completed in September 1995.
- **SPAR AEROSPACE'S COMMUNICATIONS GROUP**, of St Anne de Bellevue, won a contract worth an estimated **\$16 million** from Proceadatos, a division of the Santo Domingo Group, of Bogota, Columbia. The company provides South American firms with computer services. SPAR will be designing a national system for transmitting data, sound and images.
- Westland Helicopter, of the United Kingdom, awarded a **\$12-million** contract to **MARCONI CANADA** to supply colour display generators for the Royal Navy's 44 MERLIN EH101 helicopters. Marconi will begin delivering the systems in February 1994 and continue until the year 2000.
- **NORTHERN TELECOM** won a **\$6.6-million** contract from Hydro Quebec and a **\$3-million** contract from Vidéotron Télécom, a subsidiary of Vidéotron. Under its contract with Hydro Quebec, the company will deliver telecommunications transmission equipment. Once installed, the systems will lay the foundation for a network that will monitor Hydro Quebec equipment over roughly 500 kilometres in northwestern Quebec. Under its contract with Vidéotron, Northern will supply digital transmission equipment (Sonet system), enabling Vidéotron to handle high volumes of data on its cable TV network.
- The **GEC ALSTHOM ÉNERGIE** plant, of La Prairie, was awarded a **\$4-million** contract by British Columbia Hydro. GEC will supply 500-kV circuit breakers, with delivery slated for April 1994. The contract should maintain, at the very least, or increase the number of jobs at the plant.

Major investment:

- The **UNIVERSITÉ DU QUÉBEC À MONTRÉAL (UQAM)** will build a new pavilion starting in the fall of 1993 at the corner of Jeanne Mance and President Kennedy streets. The cost of building the **PRESIDENT KENNEDY PAVILION** will be approximately **\$11 million**. The building should be completed in December 1995 and will house the Corporation pour la concertation et le développement de la recherche en environnement, an organization devoted to sharing of knowledge and research expertise for technology transfer to help solve environmental problems. The Quebec Department of Higher Education and Science (MESS) contributed almost **\$5.4 million**. The project also received a **\$4-million** contribution from the Federal Office of Regional Development - Quebec under the Assistance Program for Research Establishments. The Corporation will finance the remaining **\$1.4 million**.
- The **SOCIÉTÉ AÉROPORTS DE MONTRÉAL** will invest **\$150 million** over five years to upgrade airport facilities at **DORVAL** and **MIRABEL**.
- A total of **\$118 million** will be invested in the Montreal region in 1993 to repair the road network. In most cases, the work involves the completion of projects begun in 1989.
- **CANADIAN NATIONAL** will invest **\$100 million** over the next two years to install a new computer system developed by the Sante Fe Railroad, an American transportation company. The money will be used, among other things, to purchase a new computer and provide employees with technical training. According to M Tellier, the new computer equipment will not mean job losses for CN staff. The company hopes to reduce routing times and increase the reliability rate to 95% from the current 75%. Through its investment, CN hopes to turn a profit again.
- **MULTI-MARQUES**, of Laval, officially opened a new bakery at a cost of **\$25 million**. The bakery, outfitted with leading-edge equipment, will complement the company's distribution centre, in which \$42 million has been invested to date.
- **ROLLS ROYCE** is going to invest **\$10 million** to build an engine test stand in Lachine. The new facilities will support work being conducted to develop an industrial version of the AERO-TRENT engine. This engine is designed for energy production markets, such as industrial cogeneration facilities, facilities producing electricity not for public use and public utility auxiliary plants.
- **FORD-Q** approved contributions of \$5.4 million in metropolitan Montreal in May 1993. A total of \$27.3 million will be invested in 22 projects, creating or maintaining 533 jobs.

Layoffs:

- The **BAILLARGEON GROUP**, a transportation company, closed on April 23. The Canadian Imperial Bank of Commerce (CIBC) seized the firm's accounts receivable. The exact number of employees affected is unknown. The company operated 24 branches nationally.
- **SPAR AEROSPACE**, of St Anne de Bellevue, will be forced to cut its workforce over the next few months. A company spokesperson said that some contracts were on the verge of being completed. A total of **450 employees** will be affected. Spar's workforce had grown from 750 to 1,200 over the past two years. Spar's spokesperson added that the reduction in the company's workforce to more normal levels was therefore to be expected.

CENTRAL REGIONS

Economic highlights:

- **ASEA BROWN BOVERI (ABB)**, of Zurich, Switzerland, has decided to concentrate in Quebec City its entire North American production of distribution transformers and condensers used to regulate voltage in electric power networks. Production at the Quebec City plant will double, and the number of employees will increase from 125 to 150. The products manufactured in Quebec City are sold to Hydro Quebec and other North American hydro companies and electricity-intensive manufacturing industries.

Contracts awarded:

- **TECNOLOGIE LANKA INC**, of La Pocatière, won a **\$55,000** contract from the federal government to conduct research and develop a new lighting system for public transit vehicles. The company is the brainchild of the Physical Technology Centre at the CEGEP in La Pocatière.

Major investment:

- **ATELIER GRANI-MARBRE INC** will invest **\$1.2 million** in the St Augustin Industrial Park. The company specializes in the manufacture of marble and granite furniture, building stone and block cutting. The investment will create **three new jobs**, bringing the company's workforce to 20.
- **FILTERFAB**, which specializes in the manufacture of filter bags for the aluminium industry, will set up shop in Trois Rivières in Industrial Park No. 2 at an approximate cost of **\$500,000**. Some ten jobs will be created. The company received a contribution of \$99,000 from the Federal Office of Regional Development - Quebec under the Assistance Program for Disadvantaged Areas, which was extended to include the city of Trois Rivières in mid April.

- The **FONDS AGRO-FORESTIER**, set up by the Fonds de solidarité des travailleurs du Québec and the Union des producteurs agricoles du Québec (UPA), invested **\$175,000** in **MASKI CUBE** of Louiseville. Maski Cube operates a modern plant for conditioning, drying and baling hay. Most of its production will be sold in foreign markets, namely the United States and Asia. A total of **five jobs** will be created once the plant becomes operational in the near future.
- **HYDRO QUEBEC** has begun building the new Lemay hydroelectric station in Shawinigan in the St Maurice Valley at a cost of **\$39 million**. By the year 2000, the company is expected to inject \$450 million to overhaul the entire Shawinigan hydroelectric complex.
- **FORD-Q** approved contributions of \$2.2 million in May for all the central regions, with investment totalling \$9.1 million. It is hoped that 97 jobs will be created.

Layoffs:

- **VOLAILLES UNIVAL**, one of the divisions of the Coopérative fédérée de Québec, has decided to close one of its three poultry processing plants located in St Félix de Valois. The company cited its need to cut costs and readjust to changing demand. A total of **247 workers** will be laid off by August 20, 1993.
- **TABAC TREMBLAY** of Quebec City laid off **some 20 workers** as a result of a new tax imposed on leaf tobacco. The company specializes in packaging tobacco.
- **NANTREL's** Quebec City plant will close as of June 4, throwing **19 people** out of work. The company is closing the plant, which specializes in the production of milk and butter, as part of its restructuring plan.

RESOURCE REGIONS

Economic highlights:

- The **UNIVERSITÉ DU QUÉBEC À RIMOUSKI (UQAR)** will receive a contribution of **\$14 million** to establish a new unified engineering faculty. The Government of Quebec will inject more than \$9 million over four years to build the new pavilion, purchase equipment and start up the program. The Federal Office of Regional Development - Quebec will invest \$5 million to build student housing and purchase laboratory and computer equipment.
- The **Port Cartier Municipal Board** received the go-ahead from Quebec City to borrow \$11 million to purchase the old Port Cartier Cascades plant. The purchase has been completed, although networking has yet to be established among the eventual operator of the plant, American pulp buyers and Quebec sawmillers, who will provide wood chips. The project is worth an estimated \$25 million.

- All roads leading to Rouyn-Noranda were blocked between 10 am and 1 pm on June 1 as a result of a protest against the relocation of the Société de conservation du Nord-Ouest québécois (SCNO) from McWatters, a suburb of Rouyn-Noranda, to Val d'Or. Albert Côté, Quebec Forestry Minister, wants to reduce from seven to four the number of regional conservation stations in the province. The Quebec Forest Industries Association, which represents 26 companies employing 55,000 workers and provides 40% of the funding for conservation organizations in Quebec, has come out in favour of the rationalization program put forward by the Minister.
- Discontent is also widespread in the Gaspé and especially in Les Méchins, where unemployment is very high (30%). On June 1, Quebec Provincial Police had to intervene to disperse local citizens who had been blocking the main highway for two days to secure the reopening of a fish processing plant that went bankrupt two years ago. The mayor of Les Méchins, an active participant in the protest, is the former owner of the bankrupt plant. Backed by his fellow citizens, he wants to start up the plant again to process turbot, saying that some 60 jobs would be created. There are some 15 commercial fishermen in the town.
- As a result of the blockade by independent Gaspé truckers, who have been unable to come to an agreement with the Tembec-Delebo sawmill on transporting logs from the forest to sawmills, the entire Chaleur Bay sawmill industry with its 600 workers could be brought to a complete standstill if the parties do not reach an agreement quickly. The problem stems from the fact that Tembec-Delebo has stipulated that only a dozen trucks are to transport its logs, whereas the truckers are demanding that the 14 member truckers of their association be given work.

Major investment:

- Jacques Tremblay has invested more than **\$1 million** in the largest art gallery in Quebec. Called "Au P'tit Bonheur", the gallery opened in Pointe au Pic in early May. The gallery has 15 exhibition rooms with space for up to 250 paintings. The owner wanted to build an attraction not only for tourists but also local citizens.
- The *Théâtre éducatif des migrations*, a one-of-a-kind museum in North America, will open in Montmagny on June 5. The museum will feature two themes: the epic of immigrants who came to Canada from the 19th century until the turn of the 20th century, and the annual migration of the great Snow Goose. The museum, which cost **\$2 million**, was funded with \$1 million from the Government of Quebec, \$300,000 from the Town of Montmagny and \$300,000 from the federal government. The remaining \$400,000 was borrowed from the Fondation de préservation de la faune et de la culture de Montmagny. The federal government assistance was granted under the Assistance Program for Disadvantaged Areas, which is administered by the Federal Office of Regional Development - Quebec.
- In May 1993, **FORD-Q** approved contributions of \$2.4 million in the region. The 24 projects that received funding will create or maintain 181 jobs, with investment totalling \$8.5 million.

Layoffs:

- With the project to import cod from Europe and the Pacific having fallen through, **138 seasonal workers** from the **SOCIÉTÉ DES PÊCHES DE NEWPORT** and **250 workers** of the **GASPÉ CURED** consortium, an association of five Gaspé dried and salted fish processors, will have a hard time finding work this year. Even though local fish stocks could generate a certain number of jobs, the 70% reduction in groundfish quotas in the Gulf of St Lawrence will make this rather unlikely. In addition, local fishermen have yet to reach an agreement with Fisheries and Oceans Canada on a fishing plan that would enable them to catch their quota of fish this year.

**EMPLOYMENT
BY PROVINCE**
(Seasonally adjusted data)

Province	May 93	Apr 93	May 92	Average of last 12 months	Variation May93 / Apr93	Variation May93 / May92
Newfoundland	188	186	184	187	2	4
Prince Edward Island	53	53	52	54	0	1
Nova Scotia	356	356	358	359	0	-2
New Brunswick	296	296	287	292	0	9
Québec	2967	2961	2946	2956	6	21
Ontario	4780	4793	4712	4745	-13	68
Manitoba	480	484	485	485	-4	-5
Saskatchewan	445	440	440	439	5	5
Alberta	1243	1228	1244	1237	15	-1
British Columbia	1527	1539	1512	1530	-12	15
Canada	12332	12333	12216	12284	-1	116
In thousands						
Source: Statistics Canada, LFS						

EMPLOYMENT*
BY METROPOLITAN AREA
(Seasonally adjusted data)

Metropolitan Area	May 93	Apr 93	May 92	Average of last 12 months	Variation May93 / Apr93	Variation May93 / May92
St-John's (Newfoundland)	70	69	69	69	1	1
Halifax	153	154	149	151	-1	4
Saint John (New Brunswick)	56	56	53	55	0	3
Chicoutimi-Jonquière	54	53	55	54	1	-1
Québec	283	284	284	287	-1	-1
Montréal	1391	1380	1373	1375	11	18
Trois-Rivières	52	51	50	50	1	2
Sherbrooke	57	58	55	55	-1	2
Ottawa-Hull	446	446	438	441	0	8
Sudbury	67	66	59	63	1	8
Toronto	1771	1777	1790	1770	-6	-19
Hamilton	287	284	295	286	3	-8
St. Catharines - Niagara	139	138	143	141	1	-4
London	176	175	160	169	1	16
Windsor	116	116	114	114	0	2
Kitchener - Waterloo	196	197	188	188	-1	8
Thunder Bay	57	57	59	57	0	-2
Oshawa	122	123	104	109	-1	18
Winnipeg	298	300	297	298	-2	1
Regina	89	89	89	88	0	0
Saskatoon	85	84	85	84	1	0
Calgary	357	359	359	361	-2	-2
Edmonton	359	358	372	365	1	-13
Vancouver	815	820	812	822	-5	3
Victoria	126	126	128	124	0	-2

*Employment: In thousands, three-month moving average

Source: Statistics Canada, LFS

EMPLOYMENT*
BY ECONOMIC REGION
(Unadjusted data)

Québec Economic Region	May 93	Apr 93	May 92	Average of last 12 months	Variation May93 / Apr93	Variation May93 / May92
Gaspésie - Iles-de-la-Madeleine	27	25	28	29	2	-1
Bas-Saint-Laurent	69	66	76	75	3	-7
Saguenay - Lac-Saint-Jean	108	107	110	112	1	-2
Québec and Québec-Sud	414	409	421	427	5	-7
Mauricie - Bois-Francs	194	188	194	193	6	0
Estrie	110	111	107	111	-1	3
Montérégie	542	528	552	539	14	-10
Montréal-Centre and Laval	885	875	877	899	10	8
Laurentides	180	179	168	183	1	12
Lanaudière	148	143	131	145	5	17
Outaouais	137	137	134	137	0	3
Abitibi-Témiscamingue	57	57	53	60	0	4
Côte-Nord - Nord-du-Québec	41	41	42	44	0	-1
Province of Québec	2911	2864	2893	2953	47	18

* Employment: In thousands, three-month moving average

Source: Statistics Canada, LFS

**UNEMPLOYED
BY PROVINCE**
(Seasonally adjusted data)

Province	May 93	Apr 93	May 92	Average of last 12 months	Variation May93 / Apr93	Variation May93 / May92
Newfoundland	46	46	46	48	0	0
Prince Edward Island	12	11	12	11	1	0
Nova Scotia	62	60	56	57	2	6
New Brunswick	41	39	47	41	2	-6
Québec	446	458	417	446	-12	29
Ontario	573	575	576	576	-2	-3
Manitoba	51	51	52	50	0	-1
Saskatchewan	38	41	37	41	-3	1
Alberta	131	136	127	131	-5	4
British Columbia	185	172	171	176	13	14
Canada	1586	1581	1539	1575	5	47
In thousands						
Source: Statistics Canada, LFS						

**UNEMPLOYED
BY METROPOLITAN AREA**
(Seasonally adjusted data)

Metropolitan Area	May 93	Apr 93	May 92	Average of last 12 months	Variation May93 / Apr93	Variation May93 / May92
St-John's (Newfoundland)	11	12	12	12	-1	-1
Halifax	18	17	17	17	1	1
Saint John (New Brunswick)	7	6	8	7	1	-1
Chicoutimi-Jonquière	10	11	9	10	-1	1
Québec	35	36	39	35	-1	-4
Montréal	221	219	205	213	2	16
Trois-Rivières	8	8	9	9	0	-1
Sherbrooke	7	7	8	8	0	-1
Ottawa-Hull	38	37	47	41	1	-9
Sudbury	9	10	7	9	-1	2
Toronto	216	208	226	226	8	-10
Hamilton	41	39	32	37	2	9
St. Catharines - Niagara	21	21	18	22	0	3
London	16	15	15	15	1	1
Windsor	15	14	18	17	1	-3
Kitchener - Waterloo	20	19	18	21	1	2
Thunder Bay	7	7	6	7	0	1
Oshawa	15	13	16	14	2	-1
Winnipeg	37	36	39	37	1	-2
Regina	8	8	8	8	0	0
Saskatoon	10	11	11	11	-1	-1
Calgary	45	40	40	41	5	5
Edmonton	48	47	45	46	1	3
Vancouver	89	84	77	84	5	12
Victoria	12	12	11	12	0	1

*Unemployed: In thousands, three-month moving average

Source: Statistics Canada, LFS

UNEMPLOYED*
BY ECONOMIC REGION
(Unadjusted data)

Québec Economic Region	May 93	Apr 93	May 92	Average of last 12 months	Variation May93 / Apr93	Variation May93 / May92
Gaspésie - Iles-de-la-Madeleine	10	9	9	8	1	1
Bas-Saint-Laurent	14	14	13	14	0	1
Saguenay - Lac-Saint-Jean	21	23	20	21	-2	1
Québec and Québec-Sud	53	55	53	51	-2	0
Mauricie - Bois-Francs	31	33	30	30	-2	1
Estrie	14	14	17	16	0	-3
Montréal-Centre and Laval	92	89	71	73	3	21
Montréal-Centre and Laval	151	153	151	149	-2	0
Laurentides	29	30	23	27	-1	6
Lanaudière	20	25	19	21	-5	1
Outaouais	17	18	18	18	-1	-1
Abitibi-Témiscamingue	8	9	11	9	-1	-3
Côte-Nord - Nord-du-Québec	9	9	7	7	0	2
Province of Québec	469	479	442	443	-10	27

*Unemployed: In thousands, three-month moving average

Source: Statistics Canada, LFS

**UNEMPLOYMENT RATE
BY PROVINCE**
(Seasonally adjusted data)

Province	May 93	Apr 93	May 92	Average of last 12 months	Variation May93 / Apr93	Variation May93 / May92
Newfoundland	19.7	19.8	20.0	20.4	-0.1	-0.3
Prince Edward Island	18.6	16.6	19.0	17.4	2.0	-0.4
Nova Scotia	14.8	14.4	13.5	13.7	0.4	1.3
New Brunswick	12.2	11.6	14.1	12.3	0.6	-1.9
Québec	13.1	13.4	12.4	13.1	-0.3	0.7
Ontario	10.7	10.7	10.9	10.8	0.0	-0.2
Manitoba	9.6	9.5	9.7	9.4	0.1	-0.1
Saskatchewan	7.9	8.5	7.8	8.6	-0.6	0.1
Alberta	9.5	10.0	9.3	9.6	-0.5	0.2
British Columbia	10.8	10.1	10.2	10.3	0.7	0.6
Canada	11.4	11.4	11.2	11.4	0.0	0.2
In percentage						
Source: Statistics Canada, LFS						

UNEMPLOYMENT RATE*
BY METROPOLITAN AREA
(Seasonally adjusted data)

Metropolitan Area	May 93	Apr 93	May 92	Average of last 12 months	Variation May93 / Apr93	Variation May93 / May92
St-John's (Newfoundland)	14.1	14.6	15.2	15.0	-0.5	-1.1
Halifax	10.3	10.1	10.1	10.2	0.2	0.2
Saint John (New Brunswick)	10.8	10.2	13.5	10.5	0.6	-2.7
Chicoutimi-Jonquière	16.1	16.8	13.7	15.3	-0.7	2.4
Québec	11.1	11.2	12.0	11.0	-0.1	-0.9
Montréal	13.7	13.7	13.0	13.4	0.0	0.7
Trois-Rivières	13.5	14.1	15.6	15.5	-0.6	-2.1
Sherbrooke	11.0	10.9	13.3	13.3	0.1	-2.3
Ottawa-Hull	7.8	7.6	9.7	8.4	0.2	-1.9
Sudbury	12.0	12.8	11.3	12.5	-0.8	0.7
Toronto	10.9	10.5	11.2	11.3	0.4	-0.3
Hamilton	12.6	12.0	9.8	11.5	0.6	2.8
St. Catharines - Niagara	13.2	13.3	11.2	13.6	-0.1	2.0
London	8.1	8.1	8.6	8.3	0.0	-0.5
Windsor	11.4	10.7	13.5	12.6	0.7	-2.1
Kitchener - Waterloo	9.2	8.9	8.6	9.8	0.3	0.6
Thunder Bay	11.1	10.8	9.1	10.8	0.3	2.0
Oshawa	10.9	9.5	13.0	11.4	1.4	-2.1
Winnipeg	11.1	10.6	11.5	11.0	0.5	-0.4
Regina	8.5	8.4	7.9	8.6	0.1	0.6
Saskatoon	10.1	11.3	11.7	11.7	-1.2	-1.6
Calgary	11.1	10.1	10.1	10.2	1.0	1.0
Edmonton	11.8	11.7	10.8	11.1	0.1	1.0
Vancouver	9.8	9.3	8.7	9.3	0.5	1.1
Victoria	8.6	8.8	8.1	8.5	-0.2	0.5

*Unemployment rate: In percentage, three-month moving average

Source: Statistics Canada, LFS

UNEMPLOYMENT RATE*
BY ECONOMIC REGION
(Unadjusted data)

Québec Economic Region	May 93	Apr 93	May 92	Average of last 12 months	Variation May93 / Apr93	Variation May93 / May92
Gaspésie – Iles-de-la-Madeleine	27.7	27.2	25.3	22.4	0.5	2.4
Bas-Saint-Laurent	17.0	17.6	14.7	15.6	-0.6	2.3
Saguenay – Lac-Saint-Jean	16.4	17.5	15.5	15.7	-1.1	0.9
Québec and Québec-Sud	11.3	11.8	11.2	10.6	-0.5	0.1
Mauricie – Bois-Francs	13.9	14.8	13.2	13.6	-0.9	0.7
Estrie	11.4	11.5	13.5	12.6	-0.1	-2.1
Montérégie	14.4	14.4	11.4	11.9	0.0	3.0
Montréal-Centre and Laval	14.6	14.9	14.7	14.2	-0.3	-0.1
Laurentides	14.0	14.3	12.1	12.8	-0.3	1.9
Lanaudière	11.8	14.7	12.5	12.6	-2.9	-0.7
Outaouais	11.1	11.7	11.6	11.5	-0.6	-0.5
Abitibi-Témiscamingue	12.8	13.1	17.6	12.7	-0.3	-4.8
Côte-Nord – Nord-du-Québec	17.3	17.2	14.0	14.1	0.1	3.3
Province of Québec	13.9	14.3	13.2	13.1	-0.4	0.7

*Unemployment rate: In percentage, three-month moving average

Source: Statistics Canada, LFS

Alma:
Rita Tremblay, Director
418-668-3084 / 1-800-463-9808

Drummondville:
René Gélinas, Director
819-478-4664 / 1-800-567-1418

Hull:
Guillaume Donati, Director
819-994-7442 / 1-800-263-4689

**Laurentides, Montérégie
et Outaouais**
René Gélinas, Director
514-283-7834 / 1-800-263-4689

Montréal:
Georges-Henri Goulet, Director
514-283-7557 / 1-800-263-4689

Nord-du-Québec:
Carole Collier, Director
514-283-8148 / 1-800-561-0633

Québec:
Vianney Tanguay, Director
418-648-4826 / 1-800-463-5204

Rimouski:
Christian Audet, Director
418-722-3282 / 1-800-463-9073

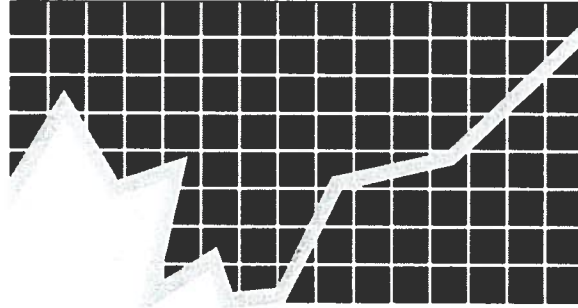
Sept-Îles:
Robert Audet, Director
418-968-3426 / 1-800-463-1707

Sherbrooke:
Normand Bégin, Director
819-564-5904 / 1-800-567-6084

Trois-Rivières:
Claude Lortie, Director
819-371-5182 / 1-800-567-8637

Val d'Or:
Léo Couture, Director
819-825-5260 / 1-800-567-6451

A BOOST FOR YOUR BUSINES



Regional development calls for tools suited to the specifics of each region.

The Federal Office of Regional Development-Quebec administers a range of financial assistance programs designed to meet the needs of local businesses and organizations. These programs can provide support for such projects as:

- establishment, expansion or modernization of a business;
- development, acquisition or integration of new technologies;

- research and development;
- tourism and industrial development.

In the interests of better response to specific local needs, FORD-Q is represented in each region of Quebec.

The Federal Office of Regional Development - Quebec: a resource and a partner for the success of your business!

Canada



Federal Office of
Regional Development
(Québec)

Bureau fédéral de
développement régional
(Québec)