

The FORD(Q) Economic Update

Editors: Léonel Plasse and
Daniel Marchand
Economists

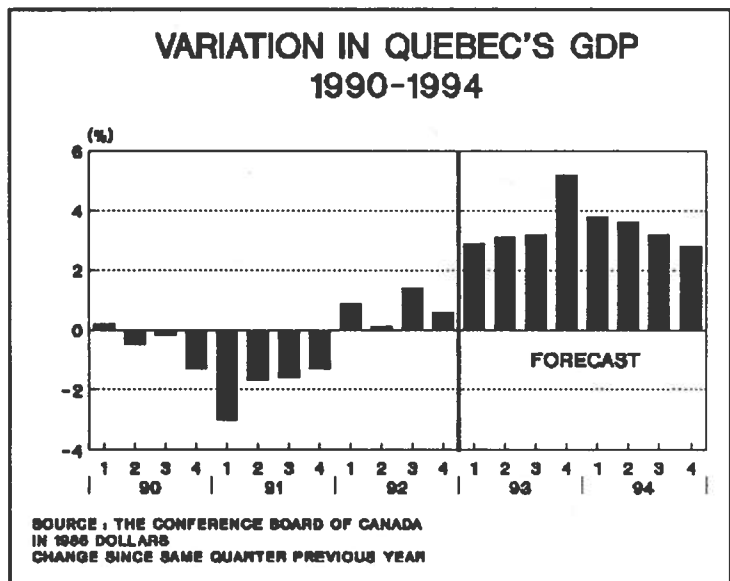


Version française disponible

Volume 5
Number 7
July 13, 1993

Changes in main indicators:

- During the second half of 1992, Quebec's GDP grew 1.4% compared to the same period in 1991. This very modest increase, however, points to a more sustained recovery in 1993. According to the Conference Board of Canada, Quebec's GDP should grow by roughly 3.5% in 1993 and 1994. During the first quarter of 1993, Quebec exports were up 20%, the best performance nationally, followed by Ontario at 17%. However, Quebec lost 150,000 jobs during the last recession and has regained only 28,000 to date.



- In June, the number of jobs remained unchanged in Quebec from May, despite a 99,000 increase nationally. British Columbia topped the list with 32,000 new jobs, followed by Ontario with 27,000. Most provinces posted job gains. Quebec, Saskatchewan and Prince Edward Island were the exceptions, with zero growth. Compared to June 1992, the number of jobs increased by 198,000 nationally, with Quebec capturing only 20% of that share. Ontario and British Columbia accounted for the lion's share of new jobs. On a seasonally unadjusted basis, job gains in Quebec were posted chiefly in the **government** (20,000), **service** (16,000), **manufacturing, transportation, communications and other public services** (13,000). Inversely, job losses hit the **trade** (37,000) and **construction** (12,000) sectors. Despite the sharp decline in June, employment in the trade sector is improving after the loss of 82,000 jobs in April. More people were employed in the manufacturing sector than last year, but growth has been relatively slow.



Federal Office of
Regional Development
(Québec)

Bureau fédéral de
développement régional
(Québec)

Canada

The FORD-Q ECONOMIC UPDATE is a monthly publication whose purpose is to inform readers about the most recent economic developments affecting Quebec and its regions.

The information in this monthly report is taken from dailies and weeklies, magazines and other publications on the Quebec economy. Most of the statistical data come from Statistics Canada.

Readers' suggestions and comments are most welcome. To have your name added to our mailing list, write to the following address:

Federal Office of Regional Development - Quebec
Planning and Assessment Division
c/o Loraine Deschênes
Stock Exchange Tower
800 Square Victoria, PO Box 247
Montreal, Quebec H4Z 1E8

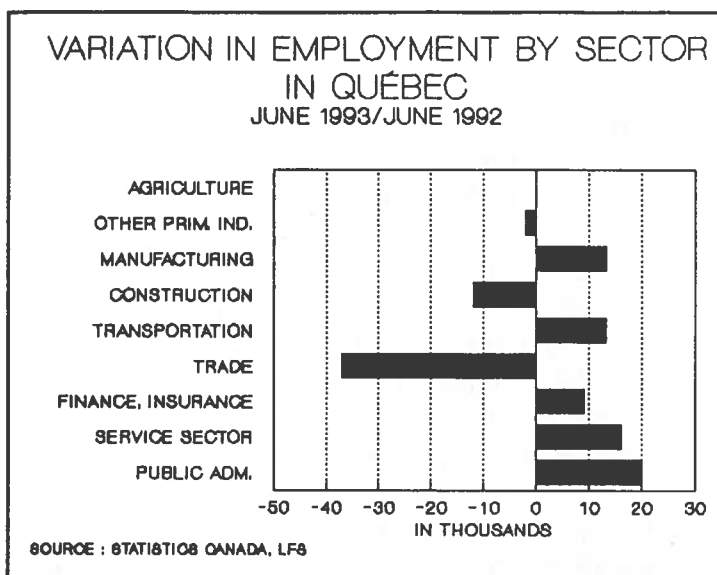
Telephone: (514) 283-8786
Fax: (514) 283-8429

The FORD-Q ECONOMIC UPDATE is produced by the Planning and Assessment Division, Policy and Liaison Branch. The publication is photocopied and distributed by the Canada Communication Group.

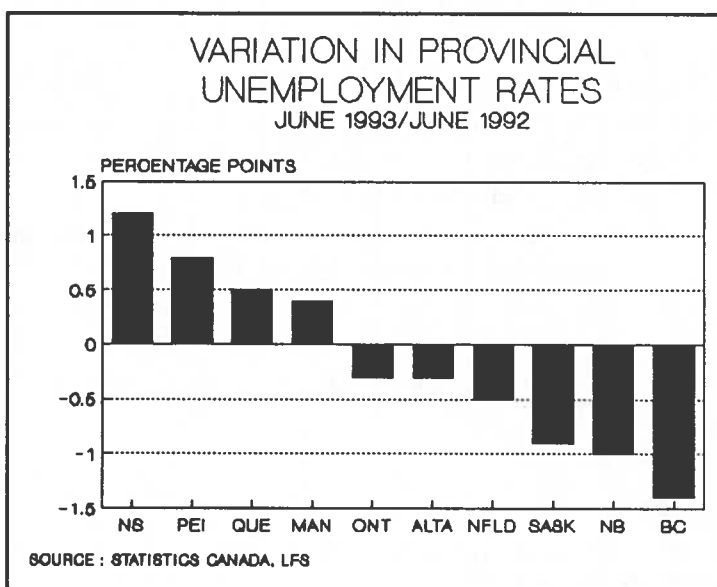
The editors are:

Léonel Plasse
&
Daniel Marchand

- Two regions posted particularly impressive results in terms of job creation compared to May: the **Montréal**, with an increase of 19,000 jobs and **Quebec City and Quebec City South**, with 13,000 new jobs. The **Montreal Centre** and **Laval** regions chalked up 9,000 new jobs, and the **Mauricie-Bois Francs**, 7,000. Only the **Eastern Townships** and the **Outaouais** regions had stable employment levels.



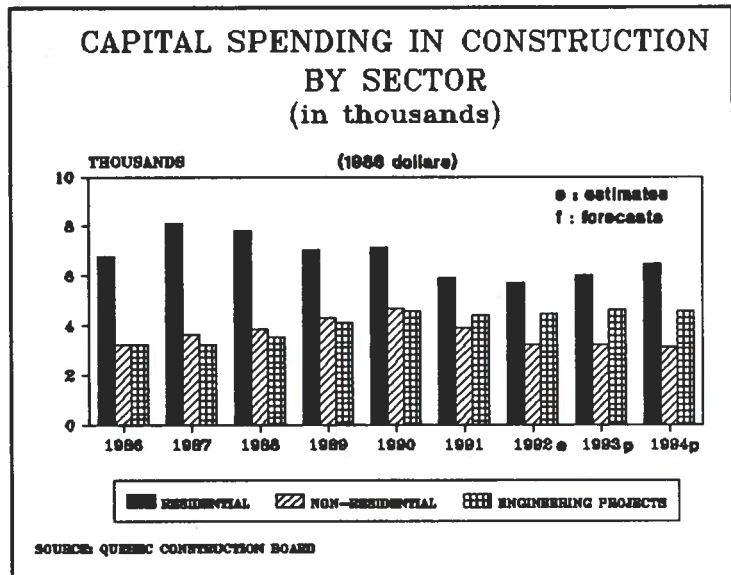
- Besides Manitoba (+0.6%) and Newfoundland (+0.1%), Quebec was the only province whose **unemployment rate** rose in June. It climbed from 13.1% in May to 13.4% last month. The increase was due to the 13,000 new labour market participants in June. Compared to last year, the **sharpest drops** in unemployment were recorded in British Columbia (1.4%), New Brunswick (1%) and Saskatchewan (0.9%). On the other hand, the unemployment rate rose 0.5% in Quebec, the third highest increase nationally, after Nova Scotia and Prince Edward Island.



In Quebec's metropolitan regions, the seasonally unadjusted unemployment rate remained relatively unchanged in June except in **Trois Rivières** (-0.9%) and in **Chicoutimi-Jonquière** (-0.5%). The sharpest variation was recorded in **Oshawa** (+1.5%).

- Among the regions of Quebec, **Lanaudière** posted the sharpest decline in unemployment in June (2.8%), followed by the **Gaspé-Magdalen Islands** (2.6%). Only the **Abitibi-Témiscamingue** suffered an increase, with the unemployment rate climbing from 12.8% in May to 13% in June.

- Compared with May last year, Canada's Consumer Price Index (CPI) remained low in May and did not budge from April's rate of 1.8%. In Quebec City and Montreal, the inflation rate dropped in May compared to April. Quebec City's inflation rate stood at 1.2% in May compared to 1.5% in April. Montreal's inflation rate was 1.7% in May, compared to 1.8% in April.
- There should be moderate growth in investment in the residential construction sector in 1993 and 1994 following a sharp drop in 1991 and relative stagnation in 1992. However, despite growth this year and next, investment will not return to 1987 levels. The Quebec Construction Board predicts that the non-residential construction sector should remain stable at least until 1994. The weak recovery has dashed any hopes of quicker growth in this sector. In the engineering sector, road and bridge construction has been quite active since 1990. The ravages of the recession were not felt in this sector.



Regional Review (June 10 to July 13, 1993):

ALL REGIONS

Contracts awarded:

- The **JAMES BAY ENERGY CORPORATION (JBEC)**, a wholly owned subsidiary of Hydro Quebec, granted more than **\$84 million** in contracts for the Laforge-2 project and the Wemindji and Eastmain sectors. The contracts went to the following Quebec companies:
 - **DÉSOURDY - SPIE** of St Hubert, a joint venture company, won a **\$46.5-million** contract for concreting at the future Laforge-2 plant and related work.
 - **ENTREPRISES BON CONSEIL LTD** of l'Ancienne Lorette won a **\$23-million** contract to supply, install and operate cement and crushing plants for the Laforge-2 project.

- **LES EXCAVATIONS MARCHAND & FILS INC** of Victoriaville was awarded a **\$6.4-million** contract to build an access road to the village of Eastmain and expand a rest stop.
- **LES ENTREPRISES DE CONSTRUCTION DE QUÉBEC LTD** of Pointe Claire won a **\$5.6-million** contract to build an access road to Wemindji and provide technical maintenance, food services and housekeeping at the work camp at kilometre 507.
- **CANADIAN OVERHEAD HANDLING INC** of Boisbriand was awarded a **\$2.3-million** contract to install overhead travelling cranes at Laforge-2.
- **Company 2643-7186 QUEBEC INC** of St Bruno (Lac St Jean) won a contract worth **\$974,000** to dismantle modular housing units at Laforge-1 and Brisay and erect them again at the Fontanges work site.

Major investment:

- **CN** plans to invest \$124 million in infrastructure across Canada in 1993, **\$16 million** of which will be spent in Quebec. The work will include laying new rails, replacing ties, renewing roadbed and repairing railway bridges.
- The **FEDERAL OFFICE OF REGIONAL DEVELOPMENT - QUEBEC** approved contributions of almost \$20 million in June for 94 projects across the province expected to generate more than \$84 million in investment and create or maintain 1,269 jobs.

Layoffs:

- **TRANS-CANADA SHOE LTD** was declared bankrupt by its creditors in late June. The company, which owed \$8 to \$9 million, operated some 60 shoe stores in Quebec and employed **300 workers**, who are now laid off. However, some 15 stores may reopen.

MONTREAL

Economic highlights:

- The **INTERNATIONAL CIVIL AVIATION ORGANIZATION (ICAO)** may set up shop at the corner of St Antoine and University Streets. A new complex, at a cost of \$195.7 million, would be built. Canada is host country to the ICAO and pays 75% of the organization's rent costs.
- **CANADAIR'S EXECUTIVE JET DIVISION**, a subsidiary of the **BOMBARDIER** Group, announced it would be developing a new long-haul executive **CHALLENGER 604** twin jet, which could provide service on such routes as London-Chicago. The total

cost will be under \$20 million, including the interior design. The aircraft could be delivered as early as 1995.

Contracts awarded:

- **BOMBARDIER's** Mexican subsidiary won a contract to overhaul 234 subway cars for Mexico City. The contract is worth an estimated \$64 million.
- **MARCONI CANADA** of Montreal signed a contract worth roughly **\$30 million** to manufacture hybrid circuits for the ERYX defence missile. The circuits will be sold to the Canadian military besides being exported.
- **CANADAIR**, of the **BOMBARDIER** Group, announced, following the Bourget International Aeronautics Show in Paris, France that it had won a **\$26-million** contract over five years from Lockheed Canada to modify three Challenger CL-600s under a Canadian Forces program.
- **GODFREY AEROSPACE INC** of Lachine was awarded two contracts worth a total of **\$15.2 million** to provide the Department of National Defence with repair and overhaul services and spare parts for flight and ground service equipment. The two contracts will maintain 58 jobs until March 31, 1996.
- **CANADAIR'S DEFENCE SYSTEMS** division, of the **BOMBARDIER** Group, won a **\$12.5-million** contract from the US Navy. Canadair will be testing the deck landing capability of its Sea Sentinel CL-227 reconnaissance aircraft.
- Belgacom of Belgium awarded a **\$1.4-million** contract to **MARCONI CANADA'S** Datacom Products Division. The firm, located in Montreal, will supply and install an enhanced facsimile switching system.
- **H P CYRENNE** of Victoriaville won a yearly contract worth **\$700,000** to supply 40,000 treated-wood brake shoe units for the Mexico City subway system. The company will invest around \$170,000 to upgrade its equipment to increase production. The company also received a \$16,600 contribution from the Federal Office of Regional Development - Quebec under the Manufacturing Productivity Improvement Program. In another project, the company will manufacture components for imported chairs. The two projects will create no fewer than five jobs.

Major investment:

- **AB ASTRA**, a Swedish pharmaceutical company, will invest **\$50 million** in the Montreal region to establish a basic research laboratory on pain relief and anti-inflammatories. The laboratory, which will employ some 50 researchers, will have a global mandate. The company is also considering investing \$50 million in another project in Quebec.

- The **TÉLÉCOMMUNICATIONS MULTIMÉDIA** consortium, which consists of nine partners including **CRIM**, **INRS-TÉLÉCOMMUNICATIONS** and **BELL-NORTHERN RESEARCH**, will invest **\$27.2 million** over three years to design and develop leading-edge hardware and software. The new technology will integrate voices, data, graphics and images and relay them over local and telephone networks at an affordable cost. The investment will create 300 person-years in high-technology jobs. The partners are convinced that the project will generate significant economic spinoffs in Quebec.
- The second phase in the expansion and redesign of Notre Dame Hospital will cost **\$24 million**. The work should take some 30 months to complete. The most extensive work will involve relocating the Radiology and Oncology Department and expanding the Emergency Department.
- **INNOVATECH DU GRAND MONTRÉAL** has announced that it will invest **\$4.9 million** in five new technology innovation projects: **ATS Aerospace** (flight simulator systems), \$2 million; **Kubernetik** (intelligent handling systems), \$954,000; **STEAR-CRIQ** (automation and robotics technologies), \$800,000; **Rotopress International** (rotary press technology), \$672,100; and **Strategy First** (video game simulation software), \$550,000. The five projects will create 260 jobs, 200 of which will be as a result of the **ATS Aerospace** project alone, and will call for a total of **\$16.8 million** in investment.
- **FORD-Q** approved contributions of almost \$13 million in metropolitan Montreal in June 1993. A total of \$59.2 million will be invested in 34 projects, creating or maintaining 1,089 jobs.

Layoffs:

- The **NOUVEL HÔTEL**, the former Rousillon Hotel, on René Lévesque Boulevard near St Mathieu, closed on June 15, throwing **96 people** out of work. The recession and high vacancy rates forced the hotel to close.
- **PLASTIBEC** of St Thérèse was gutted by fire early on June 9. The company manufactured PVC vertical blinds. Some **81 people** have been thrown out of work.
- The **GROUPE ZIMMCOR INC** of Montreal, which specialized in the design and manufacture of curtain walls for large-scale real estate projects, closed. The company also operated a manufacturing division that made doors and windows for the commercial construction industry. A total of **70 jobs** were wiped out. Zimcor's problems came to a head after it had trouble collecting payment for a major contract at 1000 La Gauchetière.

CENTRAL REGIONS

Economic highlights:

- Quebec's furniture industry is optimistic about the future. As a result of the drop in the Canadian dollar, the furniture industry is in the process of recapturing its US market share. The president of the Quebec Furniture Manufacturers' Association is confident that the industry's exports will grow by 1% annually. The Association is concentrating on promotion and research, in which it will invest \$5 million by 1995.

Contracts awarded:

- The **GROUPE DESGAGNÉS** awarded an **\$8.4-million** contract to **MIL DAVIE** shipyards of Lévis to effect drydock repairs on its ship. The Groupe Desgagnés acquired the vessel after it foundered off Anticosti Island in the fall of 1990. The company has decided to operate the vessel. Even though it does not have any firm contracts, the company says there are lucrative avenues open to them. The vessel is licensed to sail in Canada's Far North and is equipped with a heating system, meaning that it can carry liquid products in bulk.
- Bath Iron Works Corporation exercised its option in the contract it signed in 1992 with **MIL DAVIE** of Lévis and ordered three additional sonar buoys. The option is worth an estimated **\$7 million**. A sonar buoy is 60 feet long, 18 feet wide, 16 feet tall and weighs 90 tonnes. It takes approximately 14 months and roughly a hundred employees to build one buoy.
- The **CORPORATION DU PONT DE MÉKINAC (CPM)** awarded a **\$3.2-million** contract to **GRANDMONT ET FILS LTD** of Drummondville to build a bridge over the St Maurice River in Mattawin. Construction should begin this month and end in June 1994. The work may be completed this year if no major problems arise.

Major investment:

- The **SOCIÉTÉ EN COMMANDITE PROJET DE PRODUCTION COMBINÉE DE BÉCANCOUR (SCPPCB)** will build a cogeneration plant in Bécancour at a cost of **\$150 million**. The plant will generate 135 megawatts annually. SCPPCB and Hydro Quebec signed a 20-year contract worth \$499.5 million. Construction will commence in the spring of 1994, and the plant should begin delivering electricity and steam in October 1995.
- A new housing project will be built in Bromont at a total cost of **\$50 million**. Some 400 residences will be built in the **PARCOURS DU VIEUX VILLAGE**, along with an 18-hole golf course. The units will be built over ten years, but the golf course may be ready in the spring of 1994.

- The Quebec Department of Higher Education and Science awarded a **\$4-million** grant to the Beauce-Appalaches CEGEP to build the **CHAUDIÈRE INDUSTRIAL MECHANICS CENTRE (CIMIC)** in St Georges. As a result, the CEGEP will be able to accommodate more students besides offering courses in this new civil engineering technology.
- **FORD-Q** approved contributions of \$2.8 million in June for all the central regions, with investment totalling \$16.1 million. It is hoped that 94 jobs will be created or maintained.

Layoffs:

- Bromont automaker **HYUNDAI CANADA** will be closing its plant for a year and a half to carry out **\$66 million** in renovations so that it can manufacture a new model, the Elantra, instead of the Sonata. The Hyundai plant employs **841 people**. Approximately 90% of the employees will be laid off temporarily effective October 1993. The plant is slated to resume production in June 1995.
- As a result of rationalization of its operations, **OLYMEL** of Princeville in the Bois Francs will close its hog slaughtering and cutting plant on September 11, throwing **250 people** out of work.
- **COQUELICOT** declared bankruptcy in June. The company had an operating deficit of more than \$2 million. Some **150 employees** will be laid off at the **PRODUITS COQUELICOT** plant in St Georges and at the **ABATTOIR COQUELICOT INC** in Lac Mégantic.
- To turn a profit again, the **RESTAURANTS MARIE-ANTOINETTE** chain will close its Loretteville restaurant on July 18, its St Hubert facility on July 4 and its St Hilaire operation on August 2. Some **100 people** will be affected. Some workers may be called back to work in other restaurants in the chain if business is good this summer. Once the three restaurants have closed, there will be 15 left in the chain with 570 employees.
- **SYLVANIA** decided to close an entire department at its Drummondville plant, throwing **86 people** out of work. Sylvania manufactures light bulbs at the plant.

RESOURCE REGIONS

Economic highlights:

- As a result of the report by the **BUREAU D'AUDIENCES PUBLIQUES SUR L'ENVIRONNEMENT (BAPE)** on Hydro Quebec's project on the St Marguerite River (SM-3), no fewer than 6,000 North Shore residents took to the streets to vent their frustration. The BAPE has serious doubts about the usefulness of the project and is concerned about the fate of the salmon in the Moisie River, whose course Hydro Quebec

wants to divert to the St Marguerite River. The residents, faced with high unemployment, want the government to give the go-ahead for this large-scale project in the region.

- The **DONALDA** mine, a gold mine located one kilometre north of Rouyn-Noranda, is going to reopen for the first time since 1955. Since 1987-1988, more than \$15 million has been invested in the mine for underground exploration and other work. The increase in gold prices has also made operating the mine a worthwhile venture. Gold prices have risen from \$328 US to \$375 US an ounce in the past few weeks. The new mine will create **50 jobs**. It is slated to open in mid June and will operate for the next five years.

Contracts awarded:

- The Town of Baie Comeau awarded a **\$9.9-million** contract to **ENTREPRISES BON CONSEIL** of Quebec City to repair the Maritimes roadway, clean up the water and extend the water and sewerage system. The Maritimes roadway runs along the St Lawrence River as far as the Baie Comeau wharf.

Major investment:

- **TEMBEC INC** plans to invest a little over **\$32 million** in research and development over the next five years. The company's directors have signed a memorandum of understanding with Industry, Science and Technology Canada's Forest Industry Division, which will help fund projects.
- The **INSTITUT MARITIME DU QUÉBEC** of Rimouski is currently building a professional diver training centre at a cost of \$3 million.
- In June 1993, **FORD-Q** approved contributions of \$4 million in the region. The 31 projects that received funding will create or maintain 86 jobs, with investment totalling \$9 million.

**EMPLOYMENT
BY PROVINCE**
(Seasonally adjusted data)

Province	June 93	May 93	June 92	Average of last 12 months	Variation June93 / May93	Variation June93 / June92
Newfoundland	190	188	188	187	2	2
Prince Edward Island	53	53	54	54	0	-1
Nova Scotia	362	356	361	359	6	1
New Brunswick	297	296	291	292	1	6
Québec	2967	2967	2947	2957	0	20
Ontario	4807	4780	4720	4752	27	87
Manitoba	483	480	481	485	3	2
Saskatchewan	445	445	435	439	0	10
Alberta	1254	1243	1244	1238	11	10
British Columbia	1559	1527	1508	1535	32	51
Canada	12431	12332	12233	12300	99	198
In thousands						
Source: Statistics Canada, LFS						

EMPLOYMENT*
BY METROPOLITAN AREA

(Seasonally adjusted data)

Metropolitan Area	June 93	May 93	June 92	Average of last 12 months	Variation June93 / May93	Variation June93 / June92
St-John's (Newfoundland)	71	70	70	69	1	1
Halifax	153	153	148	152	0	5
Saint John (New Brunswick)	56	56	54	56	0	2
Chicoutimi-Jonquière	54	54	55	54	0	-1
Québec	285	283	282	287	2	3
Montréal	1392	1391	1368	1377	1	24
Trois-Rivières	52	52	49	50	0	3
Sherbrooke	56	57	54	56	-1	2
Ottawa-Hull	444	446	440	442	-2	4
Sudbury	69	67	60	64	2	9
Toronto	1769	1771	1784	1769	-2	-15
Hamilton	290	287	295	286	3	-5
St. Catharines - Niagara	139	139	140	141	0	-1
London	176	176	161	170	0	15
Windsor	115	116	115	114	-1	0
Kitchener - Waterloo	195	196	187	189	-1	8
Thunder Bay	57	57	58	57	0	-1
Oshawa	120	122	103	111	-2	17
Winnipeg	297	298	297	298	-1	0
Regina	89	89	88	88	0	1
Saskatoon	85	85	84	84	0	1
Calgary	359	357	362	361	2	-3
Edmonton	361	359	371	365	2	-10
Vancouver	815	815	811	822	0	4
Victoria	126	126	127	124	0	-1

*Employment: In thousands, three-month moving average

Source: Statistics Canada, LFS

EMPLOYMENT*
BY ECONOMIC REGION
(Unadjusted data)

Québec Economic Region	June 93	May 93	June 92	Average of last 12 months	Variation June93 / May93	Variation June93 / June92
Gaspésie - Iles-de-la-Madeleine	31	27	31	29	4	0
Bas-Saint-Laurent	73	69	78	75	4	-5
Saguenay - Lac-Saint-Jean	111	108	114	111	3	-3
Québec and Québec-Sud	427	414	428	427	13	-1
Mauricie - Bois-Francs	201	194	201	193	7	0
Estrie	110	110	109	111	0	1
Montréal	561	542	556	540	19	5
Montréal-Centre and Laval	894	885	891	900	9	3
Laurentides	184	180	174	183	4	10
Lanaudière	151	148	137	146	3	14
Outaouais	137	137	139	137	0	-2
Abitibi-Témiscamingue	58	57	56	60	1	2
Côte-Nord - Nord-du-Québec	42	41	44	44	1	-2
Province of Québec	2980	2911	2959	2955	69	21

*Employment: In thousands, three-month moving average

Source: Statistics Canada, LFS

**UNEMPLOYED
BY PROVINCE**
(Seasonally adjusted data)

Province	June 93	May 93	June 92	Average of last 12 months	Variation June93 / June93	Variation June93 / June92
Newfoundland	47	46	48	48	1	-1
Prince Edward Island	12	12	11	11	0	1
Nova Scotia	62	62	56	58	0	6
New Brunswick	40	41	43	40	-1	-3
Québec	459	446	437	448	13	22
Ontario	576	573	584	575	3	-8
Manitoba	55	51	52	50	4	3
Saskatchewan	36	38	40	41	-2	-4
Alberta	128	131	132	131	-3	-4
British Columbia	169	185	190	174	-16	-21
Canada	1589	1586	1600	1575	3	-11
In thousands						
Source: Statistics Canada, LFS						

UNEMPLOYED BY METROPOLITAN AREA

(Seasonally adjusted data)

Metropolitan Area	June 93	May 93	June 92	Average of last 12 months	Variation June93 / May93	Variation June93 / June92
St-John's (Newfoundland)	11	11	12	12	0	-1
Halifax	19	18	17	17	1	2
Saint John (New Brunswick)	7	7	8	6	0	-1
Chicoutimi-Jonquière	10	10	9	10	0	1
Québec	36	35	38	35	1	-2
Montréal	221	221	205	214	0	16
Trois-Rivières	7	8	10	9	-1	-3
Sherbrooke	7	7	9	8	0	-2
Ottawa-Hull	40	38	46	40	2	-6
Sudbury	8	9	8	9	-1	0
Toronto	221	216	230	226	5	-9
Hamilton	41	41	34	38	0	7
St. Catharines - Niagara	21	21	21	22	0	0
London	16	16	14	15	0	2
Windsor	15	15	18	16	0	-3
Kitchener - Waterloo	20	20	19	21	0	1
Thunder Bay	8	7	6	7	1	2
Oshawa	17	15	15	14	2	2
Winnipeg	40	37	38	37	3	2
Regina	8	8	8	8	0	0
Saskatoon	8	10	11	11	-2	-3
Calgary	45	45	39	41	0	6
Edmonton	48	48	45	46	0	3
Vancouver	89	89	80	85	0	9
Victoria	11	12	11	12	-1	0

*Unemployed: In thousands, three-month moving average

Source: Statistics Canada, LFS

UNEMPLOYED*
BY ECONOMIC REGION
(Unadjusted data)

Québec Economic Region	June 93	May 93	June 92	Average of last 12 months	Variation June93 / May93	Variation June93 / June92
Gaspésie - Îles-de-la-Madeleine	10	10	9	8	0	1
Bas-Saint-Laurent	15	14	13	14	1	2
Saguenay - Lac-Saint-Jean	20	21	19	21	-1	1
Québec and Québec-Sud	49	53	50	51	-4	-1
Mauricie - Bois-Francs	29	31	29	30	-2	0
Estrie	14	14	17	16	0	-3
Montréal-Centre and Laval	90	92	67	75	-2	23
Montréal-Centre and Laval	145	151	145	149	-6	0
Laurentides	29	29	22	27	0	7
Lanaudière	15	20	17	21	-5	-2
Outaouais	17	17	17	18	0	0
Abitibi-Témiscamingue	9	8	11	9	1	-2
Côte-Nord - Nord-du-Québec	9	9	6	8	0	3
Province of Québec	451	469	422	445	-18	29

*Unemployed: In thousands, three-month moving average

Source: Statistics Canada, LFS

**UNEMPLOYMENT RATE
BY PROVINCE**
(Seasonally adjusted data)

Province	June 93	May 93	June 92	Average of last 12 months	Variation June93 / May93	Variation June93 / June92
Newfoundland	19.8	19.7	20.3	20.3	0.1	-0.5
Prince Edward Island	18.3	18.6	17.5	17.4	-0.3	0.8
Nova Scotia	14.6	14.8	13.4	13.8	-0.2	1.2
New Brunswick	11.9	12.2	12.9	12.2	-0.3	-1.0
Québec	13.4	13.1	12.9	13.2	0.3	0.5
Ontario	10.7	10.7	11.0	10.8	0.0	-0.3
Manitoba	10.2	9.6	9.8	9.4	0.6	0.4
Saskatchewan	7.5	7.9	8.4	8.5	-0.4	-0.9
Alberta	9.3	9.5	9.6	9.6	-0.2	-0.3
British Columbia	9.8	10.8	11.2	10.2	-1.0	-1.4
Canada	11.3	11.4	11.6	11.3	-0.1	-0.3

In percentage
Source: Statistics Canada, LFS

UNEMPLOYMENT RATE* BY METROPOLITAN AREA

(Seasonally adjusted data)

Metropolitan Area	June 93	May 93	June 92	Average of last 12 months	Variation June93 / May93	Variation June93 / June92
St-John's (Newfoundland)	13.7	14.1	14.6	15.0	-0.4	-0.9
Halifax	11.0	10.3	10.2	10.3	0.7	0.8
Saint John (New Brunswick)	10.6	10.8	13.4	10.3	-0.2	-2.8
Chicoutimi-Jonquière	15.6	15.1	14.5	15.4	-0.5	1.1
Québec	11.2	11.1	11.8	11.0	0.1	-0.6
Montréal	13.7	13.7	13.0	13.4	0.0	0.7
Trois-Rivières	12.6	13.5	16.9	15.2	-0.9	-4.3
Sherbrooke	11.1	11.0	13.8	13.1	0.1	-2.7
Ottawa-Hull	8.3	7.8	9.6	8.3	0.5	-1.3
Sudbury	11.0	12.0	12.3	12.4	-1.0	-1.3
Toronto	11.1	10.9	11.4	11.3	0.2	-0.3
Hamilton	12.3	12.6	10.4	11.6	-0.3	1.9
St. Catharines - Niagara	13.3	13.2	12.9	13.7	0.1	0.4
London	8.4	8.1	8.2	8.3	0.3	0.2
Windsor	11.7	11.4	13.3	12.5	0.3	-1.6
Kitchener - Waterloo	9.3	9.2	9.1	9.9	0.1	0.2
Thunder Bay	11.8	11.1	9.3	11.1	0.7	2.5
Oshawa	12.4	10.9	12.7	11.4	1.5	-0.3
Winnipeg	11.8	11.1	11.3	11.0	0.7	0.5
Regina	8.2	8.5	8.0	8.6	-0.3	0.2
Saskatoon	9.1	10.1	11.8	11.4	-1.0	-2.7
Calgary	11.0	11.1	9.8	10.3	-0.1	1.2
Edmonton	11.7	11.8	10.9	11.2	-0.1	0.8
Vancouver	9.9	9.8	9.0	9.4	0.1	0.9
Victoria	8.1	8.6	8.0	8.5	-0.5	0.1

*Unemployment rate: In percentage, three-month moving average

Source: Statistics Canada, LFS

UNEMPLOYMENT RATE*
BY ECONOMIC REGION
(Unadjusted data)

Québec Economic Region	June 93	May 93	June 92	Average of last 12 months	Variation June93 / May93	Variation June93 / June92
Gaspésie - Iles-de-la-Madeleine	25.1	27.7	21.9	22.7	-2.6	3.2
Bas-Saint-Laurent	16.9	17.0	14.0	15.9	-0.1	2.9
Saguenay - Lac-Saint-Jean	15.0	16.4	14.2	15.8	-1.4	0.8
Québec and Québec-Sud	10.3	11.3	10.5	10.6	-1.0	-0.2
Mauricie - Bois-Francs	12.6	13.9	12.6	13.6	-1.3	0.0
Estrie	11.3	11.4	13.3	12.4	-0.1	-2.0
Montréal-Centre	13.9	14.4	10.8	12.1	-0.5	3.1
Montréal-Centre and Laval	14.0	14.6	14.0	14.2	-0.6	0.0
Laurentides	13.7	14.0	11.4	13.0	-0.3	2.3
Lanaudière	9.0	11.8	11.3	12.5	-2.8	-2.3
Outaouais	11.0	11.1	10.9	11.5	-0.1	0.1
Abitibi-Témiscamingue	13.0	12.8	16.2	12.4	0.2	-3.2
Côte-Nord - Nord-du-Québec	17.0	17.3	11.9	14.5	-0.3	5.1
Province of Québec	13.1	13.9	12.5	13.1	-0.8	0.6

*Unemployment rate: In percentage, three-month moving average

Source: Statistics Canada, LFS

A BOOST FOR YOUR BUSINES

Alma:

Rita Tremblay, Director
418-668-3084 / 1-800-463-9808

Drummondville:

René Gélinas, Director
819-478-4664 / 1-800-567-1418

Hull:

Guillaume Donati, Director
819-994-7442 / 1-800-263-4689

Laurentides, Montérégie et Outaouais

René Gélinas, Director
514-283-7834 / 1-800-263-4689

Montréal:

Georges-Henri Goulet, Director
514-283-7557 / 1-800-263-4689

Nord-du-Québec:

Carole Collier, Director
514-283-8148 / 1-800-561-0633

Québec:

Vianney Tanguay, Director
418-648-4826 / 1-800-463-5204

Rimouski:

Christian Audet, Director
418-722-3282 / 1-800-463-9073

Sept-Îles:

Robert Audet, Director
418-968-3426 / 1-800-463-1707

Sherbrooke:

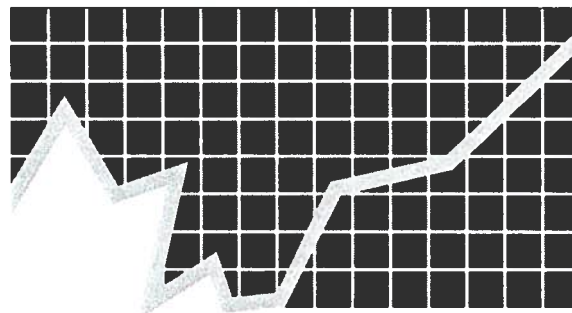
Normand Bégin, Director
819-564-5904 / 1-800-567-6084

Trois-Rivières:

Claude Lortie, Director
819-371-5182 / 1-800-567-8637

Val d'Or:

Léo Couture, Director
819-825-5260 / 1-800-567-6451



Regional development calls for tools suited to the specifics of each region.

The Federal Office of Regional Development-Quebec administers a range of financial assistance programs designed to meet the needs of local businesses and organizations. These programs can provide support for such projects as:

- establishment, expansion or modernization of a business;
- development, acquisition or integration of new technologies;

- research and development;
- tourism and industrial development.

In the interests of better response to specific local needs, FORD-Q is represented in each region of Quebec.

The Federal Office of Regional Development - Quebec: a resource and a partner for the success of your business!

Canada



Federal Office of
Regional Development
(Québec)

Bureau fédéral de
développement régional
(Québec)