


The FORD(Q) Economic Update

Version française disponible

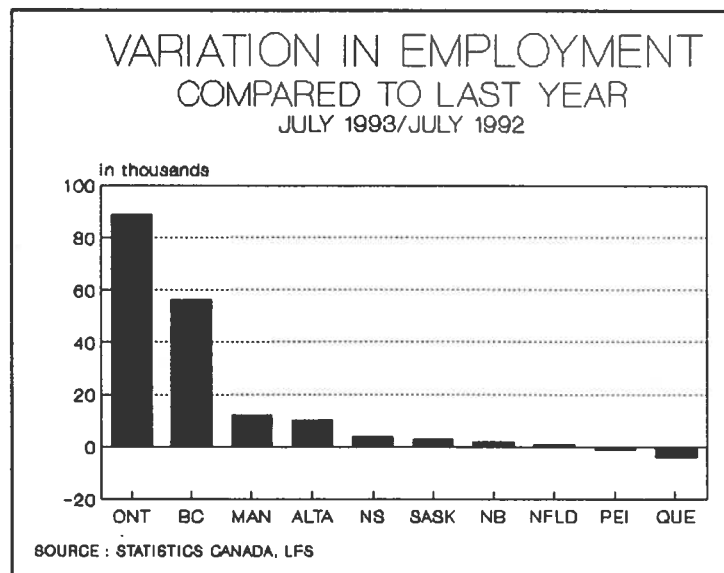
Editors: Léonel Plasse and
Daniel Marchand
Economists



Volume 5
Number 8
August 11, 1993

Changes in main indicators:

- Statistics Canada's **COMPOSITE LEADING INDICATOR** rose again in June, a sign that our economy is continuing to expand slowly. Unfortunately, the composite indicator in the United States, by far our largest trading partner, rose only 0.1% in June, which does not bode well for future Canadian exports to the US.
- However, despite the encouraging upward trend, the **ROYAL BANK**, in an analysis, predicts that the Canadian economy will grow at a slower rate owing to tax increases in Quebec and Ontario. According to Royal Bank officials, Canada's GDP will grow only by 2.9% in 1993 and 3.9% in 1994, down 0.5% from previous forecasts.
- After four months of increases, the number of **jobs** in Quebec fell 4,000 in July compared to the same month in 1992. With the exception of Prince Edward Island, all the other provinces in Canada posted gains. Job creation was highest in Ontario with 89,000 new jobs. Compared to the previous month, Quebec lost 17,000 jobs, the second largest drop in 1993. Quebec also lost the most jobs, followed by Ontario (-15,000). Only Manitoba, British Columbia and Nova Scotia posted job gains.



Federal Office of
Regional Development
(Québec)

Bureau fédéral de
développement régional
(Québec)

Canada

The FORD-Q ECONOMIC UPDATE is a monthly publication whose purpose is to inform readers about the most recent economic developments affecting Quebec and its regions.

The information in this monthly report is taken from dailies and weeklies, magazines and other publications on the Quebec economy. Most of the statistical data come from Statistics Canada.

Readers' suggestions and comments are most welcome. To have your name added to our mailing list, write to the following address:

Federal Office of Regional Development - Quebec
Planning and Assessment Division
c/o Loraine Deschênes
Stock Exchange Tower
800 Square Victoria, PO Box 247
Montreal, Quebec H4Z 1E8

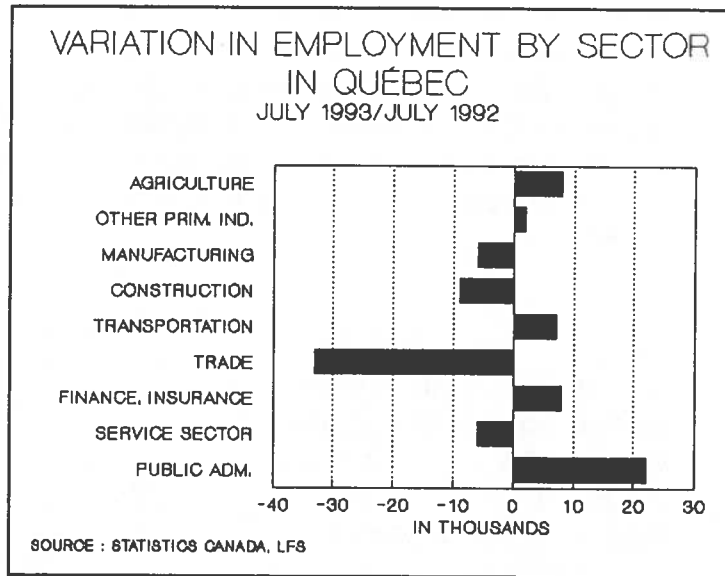
Telephone: (514) 283-8786
Fax: (514) 283-8429

The FORD-Q ECONOMIC UPDATE is produced by the Planning and Assessment Division, Policy and Liaison Branch. The publication is photocopied and distributed by the Canada Communication Group.

The editors are:

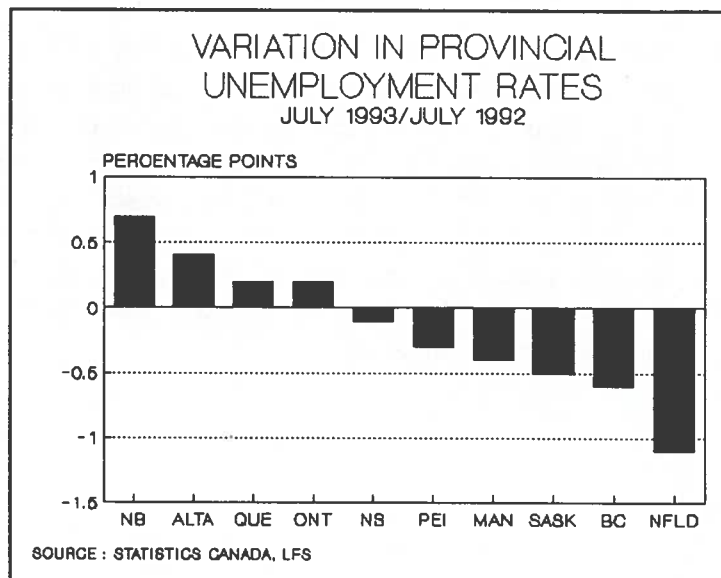
Léonel Plasse
&
Daniel Marchand

- By sector compared to last year, the number of jobs dropped sharply once again in the **trade** sector (-33,000). However, the drop, although fairly significant, is far lower than the 82,000 jobs lost in April. Smaller declines were posted in the **construction** (-9,000), **manufacturing** (-6,000) and **service** (-6,000) sectors. Job gains were posted in the **primary** (+10,000), **finance, insurance and real estate** (+8,000) and **transportation** (+7,000) sectors, and particularly the **government** sector (+22,000), making it the most rapidly expanding area.



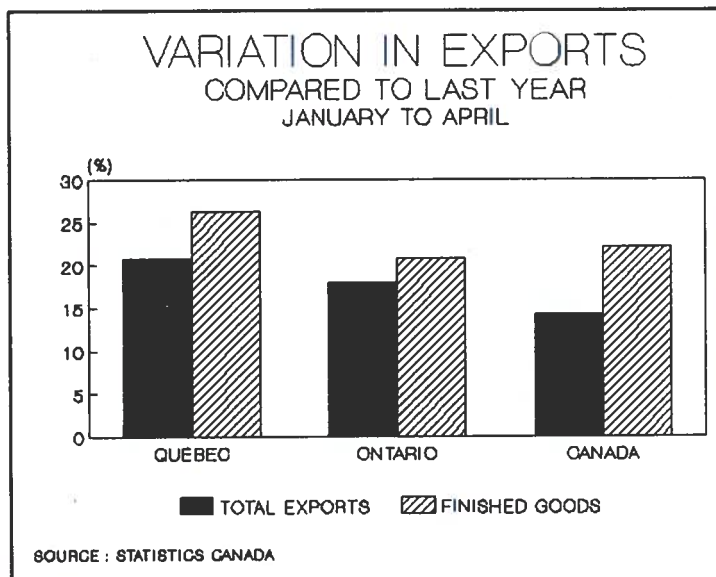
- Expressed in terms of a three-month moving average, the number of jobs fell by 4,000 in **Montreal** between June and July. In one year, the number of employed increased by 8,000 in Metropolitan Montreal. In Quebec over the same period, only the **Chicoutimi-Jonquière** region lost jobs (-2,000). Among the economic regions, the **Montréal** region chalked up 21,000 new jobs compared to last month, followed by **Quebec City/Chaudière-Appalaches** (+14,000), **Montreal Centre and Laval** (+7,000) and the **Laurentians** (+5,000). No region lost jobs.

- With 28,000 fewer labour force participants, Quebec's **unemployment rate** fell from 13.4% in June to 13.2% in July. Compared to the same month last year, it was still 0.2% higher. The increase in Quebec's rate in July was the third highest nationally after New Brunswick and Alberta. Newfoundland posted the sharpest drop, 1.1%. British Columbia, Saskatchewan and Manitoba also recorded substantial declines.



- **Chicoutimi-Jonquière** had the highest unemployment rate of all the metropolitan regions of Canada (15.8%), with **St Catharines-Niagara** (14.4%) a distant second. In Quebec, the unemployment rate rose substantially in **Sherbrooke** (from 11.1% to 11.5%) but fell in **Quebec City, Montreal and Trois Rivières**. The unemployment rate fell in all the economic regions between June and July, except in the **Outaouais** and **Abitibi-Témiscamingue**. The sharpest drop was recorded in the **Gaspé/Magdalen Islands** (-3.8%).

- During the period from January to April, Canada's **foreign exports** from Quebec were roughly 21% higher than last year's levels. Exports of finished goods accounted for the increase, rising more than 26%. Exports from Ontario also rose sharply (+17.9%). In Quebec's case, the growth in exports was largely made up of cars, planes and satellites.



- According to the **CONFERENCE BOARD OF CANADA**, the indexes measuring the confidence of Canadian consumers and businesses in our economy are moving in two different directions. Consumer confidence is down as a result of tax increases in recent provincial budgets and the high unemployment rate. The index is at its lowest point in three years. On the other hand, businesses have tended to be more confident since the beginning of 1993, given that the capacity utilization rate has been rising over the past several months. The heads of these companies say that they will be in a position to improve their balance sheets over the next few months. Many companies say that the time is ripe for investing.

■ **Regional Review (July 14 to August 10, 1993)**

ALL REGIONS

Economic highlights:

- Over the past seven years, high-technology industries, such as computers and telecommunications, have created **90% of new jobs** in Canada. Within this group, more than 10,000 companies are involved in information technologies and generate some 300,000 jobs. Roughly 75% of these industries, most of whose companies have sales under \$2 million, are located in Quebec and Ontario. In addition, in 1992, the number of newly created high-technology firms, particularly in the health and telecommunications fields, increased by 20%, more than all the other so-called traditional industries.
(La Presse, 13/07/93)
- Canada recently won a second victory in its softwood lumber dispute with the United States. A binational tribunal ruled that the US International Trade Commission had failed to satisfactorily prove that Canadian softwood was harming the US industry. The tribunal also criticized the US Commission for refusing to deal separately with claims filed by Quebec producers, who were hit with the same countervailing duty as the other provinces, despite the fact that subsidies in Quebec were only 0.1%. Nevertheless, the Commission has 90 days to come back with better arguments if it wants the US to continue imposing a 6.51% duty on Canadian softwood lumber.
(Le Soleil, 27/07/93)
- In related news, the European Economic Community (EEC) began banning imports of Canadian green lumber as of June 1 owing to a parasite found in one board. Canadian producers, afraid of losing a market worth \$500 million annually, say that the EEC is trying to impose a non-tariff barrier on them. The EEC now requires all Canadian green lumber to be dried or pasteurized, which makes it non-competitive. (Verbatim, 23/07/93)
- The dispute over beer between Canada and the United States has finally been settled, with the agreement in principle signed by the two countries in early August. The agreement will allow US brewers to sell their products directly to Canadian retailers. Under the agreement, Washington will not impose higher taxes on Canadian beer imported into the United States. Canada exports 30 million cases of beer to the United States, worth a total of \$190 million Canadian. For its part, the United States exports six million cases of beer to Canada, worth a total of \$30 million Canadian. MOLSON and LABATT breweries say they are ready to do battle with US competitors in the Canadian market and fully expect to increase their market share in the United States.
(La Presse, 06/08/93)

Major investment:

- The **Federal Office of Regional Development - Quebec** authorized \$7.1 million in contributions in July for 78 projects across Quebec.

MONTREAL

Economic highlights:

- **CCL**, a construction consulting firm headquartered in Kansas, recently opened an office in Montreal to support Canadian owners and construction designers and contractors working on projects in Canada and the United States.
(Employment and Immigration Canada, July 1993)
- **MERCK FROSST** launched an appeal in July to stop other companies from producing a generic version of **ENALAPRIL**, a heart drug. The drug accounts for roughly \$120 million of the company's annual sales of \$400 million.
(Employment and Immigration Canada, July 1993)

Contracts awarded:

- **SPAR AEROSPACE**, which operates a division in St Anne de Bellevue and headed the **RADARSAT** satellite project, was awarded a **\$92 million** contract by the federal government to build the most technologically advanced satellite in the world. The company, headquartered in Mississauga, Ontario, will spend **\$54 million** in Quebec. The satellite should be operational in 1995 and have an estimated life span of approximately five years. Observations conducted by Radarsat should provide indications as to the existence of subsurface water and mineral, gas and oil deposits. The satellite should also be able to perform useful functions in the event of natural disasters. The federal government hopes to be able to sell the data provided by Radarsat to other countries.
(La Presse, 3/08/93)
- **HÉROUX INC** of Longueuil won two contracts worth a total of **\$12.5 million** from the Department of National Defence. Under the first contract, Héroux will repair, overhaul, inspect and conduct technical studies on landing gear and hydraulic components. Under the second contract, the firm will supply spare parts for work resulting from the initial contract. The two contracts, to expire on March 31, 1996, will maintain 22 jobs.
(Federal Business, Supply and Services, 27/07/93)
- **NORTHERN TELECOM** won contracts worth **\$6.5 million US** to install advanced data networks in five provinces in China. The company also announced that it will sell

Meredian private branch exchanges (PBXs) worth **\$3.1 million US** to the Local Telephone Bureau in Peking. (La Presse, 4/08/93)

- **BOMBARDIER INC** won a **\$6.4 million** contract to supply the Department of National Defence with repair services, spare parts and components for the CC-144 aircraft. The contract will maintain 25 jobs until March 31, 1994. (Federal Business, Supply and Services, 13/07/93)
- **ARCON CANADA**, a Canadian leader in manufacturing, marketing and installing windows and doors, was awarded a **\$2.3 million** contract to replace windows and curtain walls at the École polytechnique de Montréal. The company recently won another contract worth **\$750,000** to replace windows at the Bordeaux Detention Centre. (La Presse, 4/08/93)

Major investment:

- As a result of the spectacular financial performance of its first warehouse in Brossard, **RÉNO-DÉPÔT**, a subsidiary of the Val Royal Group, plans to continue expanding over the next few years. A second warehouse is slated to open in August in Anjou. In addition, three others are scheduled to open in 1994: one in Laval in March, one in Pointe Claire in May and one in Quebec City in the fall. Other warehouses will open in 1995 and 1996 in Gatineau and Lasalle and another in Laval. Investment will total **\$200 million** by 1996 and will have created **3,500 jobs**. (La Presse, 5/08/93)
- **PÉTRMONT** of Montreal East, owned equally by Union Carbide and the General Investment Corporation of Quebec (SGFQ), announced **\$20 million** in investment to modernize its facilities and diversify its products. The closure of the Union Carbide plant has opened a window of opportunity for the Pétrumont plant by enabling it to consolidate its position in the polyethylene market and maintain its 500 jobs. (Le Devoir, 22/07/93)
- The **UNIVERSITÉ DE MONTRÉAL** will invest **\$16 million** to build a new biomedical pavilion. (Employment and Immigration Canada, July 1993)
- Starting this fall, the **MONTREAL HEART INSTITUTE** will begin work to double the size of its research facility at an estimated cost of slightly more than **\$15.6 million**. The lion's share of the funding (\$8.5 million) will come from the Montreal Heart Institute's Research Fund. The federal government, through the Federal Office of Regional Development - Quebec, provided a \$5 million contribution, and the provincial government, a \$4 million grant. However, before the work begins, the Institute has to obtain an exemption from municipal by-laws in order to add four floors to the Jean-Louis Lévesque pavilion. In addition, the Quebec Department of Health and Social Services and the Canadian Council on Animal Care have to give the green light before the project can proceed. (Le Devoir, 5/08/93)

- **Méto-Richelieu Inc's BOEUF MÉRITE** Division will invest **\$8 million** over two years to modernize its facilities and equipment to become competitive once again. The investment will consolidate existing jobs and create new ones. (Telbec, 9/07/93)
- The Quebec Department of the Environment awarded a **\$2 million** grant to **JOHN MEUNIER INC** of Montreal, which specializes in water treatment, to conduct a five-year research project on environmental technologies. The objective of the project is to develop methods for reducing pollution caused by storm water runoff. (Le Soleil, 3/08/93)
- In July, **FORD-Q** authorized \$3.3 million in contributions in Metropolitan Montreal for 18 projects.

Layoffs:

- After reporting losses of more than \$1 billion for the second quarter of 1993, **NORTHERN TELECOM**, headquartered in Mississauga, Ontario, announced that it would be eliminating 2,000 jobs in Canada. It is currently not known how many jobs are at stake in Quebec. Northern has plants in Lachine and St Laurent in addition to a small unit in Montreal North. The company's rationalization process should be completed in late 1994. (La Presse, 22/07/93)
- Owing to a lack of new orders, **OERLIKON AEROSPACE** will be forced to eliminate between **160 and 200 jobs** at its St Jean sur Richelieu plant this fall. (Le Devoir, 27/07/93)
- **UNION CARBIDE'S** ethylene glycol manufacturing plant in Montreal East will close in October, wiping out **125 jobs**. Union Carbide, citing low productivity and high operating costs, plans to transfer its operations to Louisiana, Texas and Alberta. (Le Devoir, 22/07/93)
- Pharmaceutical manufacturer **BRISTOL-MYERS SQUIBB** announced in early July that it will be cutting **71 jobs** at its plant in Ville St Laurent. The cuts are being made as a result of the company's decision to transfer part of its operations to its other North American plants. (The Gazette, 8/07/93)
- According to the Canadian Press, the daily **LA PRESSE** will announce by September its plan to slash some **60 jobs**. Most of the cuts, which are due to computerization of the news room, will be borne by the newspaper's some 180 typographers. (Le Soleil, 4/08/93)
- Some **40** language teachers employed at COFIs will be unemployed as of September 1, a result of the drop in immigration to Quebec in 1993. (Employment and Immigration Canada, July 1993)

CENTRAL REGIONS

Economic highlights:

- The COQUELICOT slaughterhouse in Lac Mégantic and the chicken processing plant in St Georges de Beauce were bought by DECOSTER EGG FARM, a Maine company specializing in poultry farming. Some 140 jobs were saved. Operations are slated to resume at both plants in early August. (La Presse, 28/07/93)
- Judge René Letarte ruled in early August that the **FÉDÉRATION DES CAISSES POPULAIRES DESJARDINS** was now the owner of the Manoir Richelieu in Pointe au Pic. The Fédération was owed \$11 million on the Manoir. In addition, Desjardins was quick to state that it wanted to divest itself of this valuable property as quickly as possible and hoped to finalize the matter this fall. (Le Soleil, 4/08/93)

Contracts awarded:

- **MIL OFFSHORE INC** of Dartmouth, Nova Scotia won a **\$100 million** contract for the Hibernia project. The contract should benefit **MIL DAVIE** of Lauzon, Quebec. It will create or maintain 600 jobs in Newfoundland, Nova Scotia and Quebec. (The Financial Post, 30/07/93)

Major investment:

- The **CORPORATION DE GESTION DU DÉVELOPPEMENT DU BASSIN DE LA RIVIÈRE SAINT-MAURICE** and **STONE-CONSOLIDATED** will invest **\$67 million** in a mega-project to stop the floating of logs between La Tuque and Trois Rivières. The project includes several components, namely building a sawmill (\$16 million), a bridge over the St Maurice River (\$4 million) and a receiving area for wood chips and billets (\$20 million). The new sawmill will create 100 permanent jobs. The project will also preserve 290 jobs in the logging industry, and 1,450 other jobs will be maintained at the Shawinigan and Grand-Mère plants. (Verbatim, 17/07/93)
- **ALBRIGHT & WILSON** of Varennes, which closed its phosphate plant in 1992, will invest **\$15 million** to restore the old plant site. The company plans to level the huge, 1.2 million tonne mountain of silicate behind the plant. Greenery will hide the site. Sludge from past production, currently spread over the site, will be put in two containment cells, whose walls will sink into the clay soil. It will take three to five years to clean up the site and subsequently launch a new industrial project. However, the company still has to wait for the go-ahead from the Quebec Department of the Environment, which was apprised of the project on July 8. A response is expected in September. (Le Devoir, 28/07/93)

- Gilles Loiselle, MP for Quebec City and Canada's new Finance Minister, confirmed on July 14 that the federal government will contribute **\$3.15 million** to the Medusa project, which will involve renovating buildings on the Côte d'Abraham to house 11 cultural and community organizations. The project will cost an estimated **\$10 million** and will go a long way to helping revitalize downtown Quebec City. (Le Devoir, 15/07/93)
- A housing project worth an estimated **\$6 million** will be launched in the fall in Lévis. **DAVALOIS**, the developer, and the **GROUPE SÉNÉCAL**, along with architects **MOREAU & BEAUDOIN** are behind the two-phase project, which will feature 120 units. The **CONDOMINIUMS CHARLES-RODRIGUE** will consist of two large buildings with 60 units each. (Le Soleil, 14/07/93)
- Seven companies in the Berthier-Montcalm region invested more than **\$2.2 million** to modernize their products. The companies are as follows: **LES SOCIÉTÉS ROIDEL INC** (spices); **PRODUITS DI-NO INC** (soup stock and gravies); **ENTREPRISES G S M INC** (nuclear valve stems and aqueduct components); **A RICHARD LTD** (hand tools); **ENTREPRISES MONT SNOW** (tourism); **POURVOIRIE LÉO DUFOUR INC** (recreation) and **2852977 CANADA INC** (recreation). The investment will create 37 new jobs. The Federal Office of Regional Development - Quebec provided contributions totalling **\$405,615**. (FORD-Q press release, 14/06/93)
- A new plant has been operating in the Victoriaville Industrial Park for two months. The company, **R M WURST**, produces European-style sausages. A total of **\$600,000** in investment was required to build the plant, which has created 50 new jobs. The Federal Office of Regional Development - Quebec provided a \$100,000 contribution to help the company set up shop in Victoriaville. Loans were provided by other organizations such as the Federal Business Development Bank (\$150,000), the Laprade/Lotbinière Fund (\$50,000) and the Business Development Centre (\$75,000). (L'Union, 2/07/93)
- Contributions totalling **\$2.6 million** were authorized by **FORD-Q** in July for 34 projects in the central regions.

Layoffs:

- With no new contracts on the horizon, **MIL DAVIE** of Lévis will slash its workforce drastically by roughly **2,500** in the next few months. **MIL DAVIE's** workforce will be reduced to approximately 500 employees by late 1994. (Les Affaires, July 17-30, 1993)

- After 30 years in business in Quebec, **BELOIT CANADA** will be leaving the province to consolidate its entire North American paper machine manufacturing operations in Wisconsin. The closure will throw some **200 people** out of work, meaning that another 250 people have no hope of ever being called back to work. The prolonged slump in the Canadian paper market is behind the closing of the plant located in St Joseph de Sorel and facilities in Pointe Claire, where the Engineering Department was located. (La Presse, 15/07/93)
- **LUFTY** of Beauceville, which manufactures sleepwear, will close in October, throwing **75 people** out of work. The plant was no longer competitive owing to excessive production costs. (Le Soleil, 14/07/93)
- Despite **IBM's** second-quarter losses totalling \$8 billion US, the multinational's Bromont plant will be relatively untouched by staff cuts announced by its parent company. In June, the Bromont plant offered some **20 employees** with 30 years' seniority or more the opportunity to take early retirement. The Bromont plant is one of the highest rated in Canada which, according to company spokespersons, means that its future is quite promising. (Le Soleil, 28/07/93)

RESOURCE REGIONS

Major investment:

- According to Jacques Bonneau, Vice President, Exploration with the **SOCIÉTÉ QUÉBÉCOISE D'EXPLORATION MINIÈRE DU QUÉBEC (SOQUEM)**, mining companies may invest between **\$3 and \$10 million** in prospecting and exploration in the area around Lebel sur Quévillon and Desmaraisville in the Abitibi by the end of 1993. In addition, if analyses of samples taken during drilling conducted in June yield positive results when testing has been completed in August or September, exploration expenditures may reach \$20 million. Companies hope to mine base metals such as copper, zinc and gold, which are underdeveloped in the region. (Le Soleil, 16/07/93)
- Aluminum manufacturer **REYNOLDS** of Baie Comeau is spending **\$5 million** to clean up all traces of aluminum waste. The work has involved diverting and channelling outflow from Lac Aber near the aluminium smelter. Water from the lake now passes through an underground conduit on the plant site to stop it from permeating the disposal site, which was filled with clay to prevent contamination of the water table. In addition, the company will install a synthetic membrane to prevent rainwater and snow melt from percolating into the site. The company will complete the work next year, covering the site with sand, gravel and, lastly, grass. (Le Soleil, 27/07/93)

- The **INSTITUT MARITIME DU QUÉBEC (IMQ)** in Rimouski will spend **\$3 million** to build a professional diver training centre. It should be ready for September 1994, in time for the Institute's 50th anniversary. It will be a one-of-a-kind centre in Quebec providing diver and diver/inspector training. The construction work will be performed by BSL Entrepreneur général of Vanier. The governments of Quebec and Canada provided \$2.6 million for the project, with the remainder to come from the budgets of the Rimouski Cégep and the IMQ. In addition to the new centre, the IMQ will carry out another project in 1994, an ultramodern engine room simulator, at a cost of **\$1.7 million**. This project will be funded by Transport Canada. (Le Soleil, 9/07/93)
- **SCIÉRIE DAVIDSON INC** of Davidson in the Pontiac region will receive a contribution of **\$683,500** from the federal government to purchase a white pine sawmill where production had been stopped since 1991. The mill's reopening will create 80 jobs at the plant itself and some 100 others in logging, trucking and forest development. The federal government contribution is granted under the industrial component of the Enterprise Development Program (EDP-I), which is administered by the Federal Office of Regional Development - Quebec. (Press release, 26/07/93)
- **J L M USINAGE DE PRÉCISION INC** of St Augustin will invest **\$545,000** to modernize its facilities. The company specializes in machining high-precision parts for the industrial sector. J L M will receive a \$99,000 contribution from the Federal Office of Regional Development - Quebec under the Manufacturing Productivity Improvement Program (MPIP). (Courrier de Portneuf, 4/07/93)
- **FORD-Q** approved 26 projects in the resource regions in July, with contributions totalling \$1.2 million.

Layoffs:

- **STONE CONTAINER**, the parent company of **STONE CONSOLIDATED**, plans to close its paperboard mill in New Richmond for five weeks effective August 1. Roughly **340 employees** at the Gaspé plant will be affected. **STONE** is trying to reduce its inventory. The company will also close five other plants in New Brunswick, Montana, Florida, Arizona and Georgia. (Le Soleil, 9/07/93)
- Faced with a burgeoning deficit, the members of the **SOCIÉTÉ D'EXPLOITATION DES RESSOURCES DE LA VALLÉE (SERV)** in the Matapedia Valley will hire **200** fewer workers in 1993. This will enable them to keep their deficit down to some \$105,000. A sharp increase in benefits, lower timber prices and a decrease in funding under the Eastern Quebec Development Agreement and in the rates paid for work on intramunicipal lots were jeopardizing the forest management organization's survival. (Le Soleil, 31/07/93)

**EMPLOYMENT
BY PROVINCE**
(Seasonally adjusted data)

Province	July 93	June 93	July 92	Average of last 12 months	Variation July93 / June93	Variation July93 / July92
Newfoundland	189	190	188	187	-1	1
Prince Edward Island	52	53	53	54	-1	-1
Nova Scotia	363	362	359	360	1	4
New Brunswick	292	297	290	292	-5	2
Québec	2950	2967	2954	2957	-17	-4
Ontario	4792	4807	4703	4759	-15	89
Manitoba	490	483	478	486	7	12
Saskatchewan	440	445	437	440	-5	3
Alberta	1250	1254	1240	1238	-4	10
British Columbia	1563	1559	1507	1539	4	56
Canada	12388	12431	12212	12315	-43	176
In thousands						
Source: Statistics Canada, LFS						

EMPLOYMENT*
BY METROPOLITAN AREA
(Seasonally adjusted data)

Metropolitan Area	July 93	June 93	July 92	Average of last 12 months	Variation July93 / June93	Variation July93 / July92
St-John's (Newfoundland)	71	71	70	69	0	1
Halifax	152	153	149	152	-1	3
Saint John (New Brunswick)	56	56	54	56	0	2
Chicoutimi-Jonquière	53	54	55	54	-1	-2
Québec	287	285	282	287	2	5
Montréal	1388	1392	1380	1377	-4	8
Trois-Rivières	51	52	48	50	-1	3
Sherbrooke	56	56	53	56	0	3
Ottawa-Hull	439	444	441	442	-5	-2
Sudbury	70	69	60	65	1	10
Toronto	1771	1769	1777	1768	2	-6
Hamilton	292	290	294	286	2	-2
St. Catharines - Niagara	140	139	139	141	1	1
London	176	176	162	172	0	14
Windsor	115	115	115	114	0	0
Kitchener - Waterloo	195	195	187	190	0	8
Thunder Bay	57	57	56	57	0	1
Oshawa	119	120	102	112	-1	17
Winnipeg	299	297	296	298	2	3
Regina	89	89	87	88	0	2
Saskatoon	85	85	83	84	0	2
Calgary	361	359	364	361	2	-3
Edmonton	364	361	369	364	3	-5
Vancouver	816	815	817	822	1	-1
Victoria	127	126	125	124	1	2

* Employment: In thousands, three-month moving average
Source: Statistics Canada, LFS

EMPLOYMENT*
BY ECONOMIC REGION
(Unadjusted data)

Québec Economic Region	July 93	June 93	July 92	Average of last 12 months	Variation July93 / June93	Variation July93 / July92
Gaspésie - Iles-de-la-Madeleine	34	31	34	29	3	0
Bas-Saint-Laurent	77	73	81	74	4	-4
Saguenay - Lac-Saint-Jean	113	111	118	111	2	-5
Québec and Québec-Sud	441	427	437	428	14	4
Mauricie - Bois-Francs	205	201	206	193	4	-1
Estrie	113	110	111	112	3	2
Montréal-Centre and Laval	582	561	563	541	21	19
Montréal-Centre and Laval	901	894	916	898	7	-15
Laurentides	189	184	182	184	5	7
Lanaudière	152	151	146	147	1	6
Outaouais	139	137	140	137	2	-1
Abitibi-Témiscamingue	60	58	60	60	2	0
Côte-Nord - Nord-du-Québec	43	42	45	44	1	-2
Province of Québec	3051	2980	3039	2956	71	12

* Employment: In thousands, three-month moving average

Source: Statistics Canada, LFS

**UNEMPLOYED
BY PROVINCE**
(Seasonally adjusted data)

Province	July 93	June 93	July 92	Average of last 12 months	Variation July93 / June93	Variation July93 / July92
Newfoundland	49	47	52	48	2	-3
Prince Edward Island	12	12	12	11	0	0
Nova Scotia	62	62	62	58	0	0
New Brunswick	45	40	42	41	5	3
Québec	448	459	440	448	-11	8
Ontario	604	576	580	577	28	24
Manitoba	53	55	54	50	-2	-1
Saskatchewan	38	36	40	41	2	-2
Alberta	140	128	133	132	12	7
British Columbia	179	169	184	174	10	-5
Canada	1619	1589	1596	1576	30	23
In thousands						
Source: Statistics Canada, LFS						

UNEMPLOYED BY METROPOLITAN AREA

(Seasonally adjusted data)

Metropolitan Area	July 93	June 93	July 92	Average of last 12 months	Variation July93 / June93	Variation July93 / July92
St-John's (Newfoundland)	12	11	12	12	1	0
Halifax	19	19	18	17	0	1
Saint John (New Brunswick)	7	7	8	6	0	-1
Chicoutimi-Jonquière	10	10	9	10	0	1
Québec	35	36	39	35	-1	-4
Montréal	216	221	201	215	-5	15
Trois-Rivières	7	7	10	9	0	-3
Sherbrooke	7	7	8	8	0	-1
Ottawa-Hull	43	40	44	40	3	-1
Sudbury	8	8	9	9	0	-1
Toronto	226	221	229	225	5	-3
Hamilton	40	41	35	38	-1	5
St. Catharines - Niagara	23	21	22	22	2	1
London	17	16	16	16	1	1
Windsor	16	15	17	16	1	-1
Kitchener - Waterloo	21	20	21	21	1	0
Thunder Bay	8	8	7	7	0	1
Oshawa	17	17	15	14	0	2
Winnipeg	39	40	39	37	-1	0
Regina	8	8	8	8	0	0
Saskatoon	8	8	11	11	0	-3
Calgary	46	45	39	42	1	7
Edmonton	47	48	47	46	-1	0
Vancouver	91	89	82	86	2	9
Victoria	11	11	11	12	0	0

*Unemployed: In thousands, three-month moving average

Source: Statistics Canada, LFS

UNEMPLOYED*
BY ECONOMIC REGION
(Unadjusted data)

Québec Economic Region	July 93	June 93	July 92	Average of last 12 months	Variation July93 / June93	Variation July93 / July92
Gaspésie - Iles-de-la-Madeleine	9	10	8	8	-1	1
Bas-Saint-Laurent	15	15	13	14	0	2
Saguenay - Lac-Saint-Jean	19	20	19	21	-1	0
Québec and Québec-Sud	48	49	53	50	-1	-5
Mauricie - Bois-Francs	28	29	29	30	-1	-1
Estrie	14	14	16	16	0	-2
Montréal-Centre and Laval	86	90	67	76	-4	19
Montréal-Centre and Laval	143	145	145	149	-2	-2
Laurentides	29	29	21	28	0	8
Lanaudière	14	15	17	21	-1	-3
Outaouais	18	17	17	18	1	1
Abitibi-Témiscamingue	9	9	11	8	0	-2
Côte-Nord - Nord-du-Québec	8	9	7	8	-1	1
Province of Québec	441	451	423	447	-10	18

* Unemployed: In thousands, three-month moving average

Source: Statistics Canada, LFS

**UNEMPLOYMENT RATE
BY PROVINCE**
(Seasonally adjusted data)

Province	July 93	June 93	July 92	Average of last 12 months	Variation July93 / June93	Variation July93 / July92
Newfoundland	20.6	19.8	21.7	20.2	0.8	-1.1
Prince Edward Island	18.1	18.3	18.4	17.4	-0.2	-0.3
Nova Scotia	14.6	14.6	14.7	13.8	0.0	-0.1
New Brunswick	13.4	11.9	12.7	12.2	1.5	0.7
Québec	13.2	13.4	13.0	13.2	-0.2	0.2
Ontario	11.2	10.7	11.0	10.8	0.5	0.2
Manitoba	9.8	10.2	10.2	9.4	-0.4	-0.4
Saskatchewan	7.9	7.5	8.4	8.5	0.4	-0.5
Alberta	10.1	9.3	9.7	9.6	0.8	0.4
British Columbia	10.3	9.8	10.9	10.1	0.5	-0.6
Canada	11.6	11.3	11.6	11.3	0.3	0.0
In percentage						
Source: Statistics Canada, LFS						

UNEMPLOYMENT RATE* BY METROPOLITAN AREA

(Seasonally adjusted data)

Metropolitan Area	July 93	June 93	July 92	Average of last 12 months	Variation July93 / June93	Variation July93 / July92
St-John's (Newfoundland)	14.3	13.7	15.2	14.9	0.6	-0.9
Halifax	11.3	11.0	10.7	10.3	0.3	0.6
Saint John (New Brunswick)	10.7	10.6	12.4	10.2	0.1	-1.7
Chicoutimi-Jonquière	15.8	15.6	14.5	15.5	0.2	1.3
Québec	10.9	11.2	12.2	10.9	-0.3	-1.3
Montréal	13.5	13.7	12.7	13.5	-0.2	0.8
Trois-Rivières	12.5	12.6	16.8	14.8	-0.1	-4.3
Sherbrooke	11.6	11.1	13.6	12.9	0.4	-2.1
Ottawa-Hull	8.9	8.3	9.1	8.3	0.6	-0.2
Sudbury	10.1	11.0	12.9	12.2	-0.9	-2.8
Toronto	11.3	11.1	11.4	11.3	0.2	-0.1
Hamilton	12.1	12.3	10.6	11.7	-0.2	1.5
St. Catharines - Niagara	14.4	13.3	13.9	13.7	1.1	0.5
London	8.8	8.4	8.8	8.3	0.4	0.0
Windsor	12.1	11.7	12.8	12.4	0.4	-0.7
Kitchener - Waterloo	9.5	9.3	10.0	9.8	0.2	-0.5
Thunder Bay	12.5	11.8	10.6	11.2	0.7	1.9
Oshawa	12.6	12.4	12.5	11.4	0.2	0.1
Winnipeg	11.7	11.8	11.6	11.1	-0.1	0.1
Regina	7.9	8.2	8.3	8.6	-0.3	-0.4
Saskatoon	8.7	9.1	11.7	11.2	-0.4	-3.0
Calgary	11.2	11.0	9.7	10.4	0.2	1.5
Edmonton	11.4	11.7	11.4	11.2	-0.3	0.0
Vancouver	10.1	9.9	9.2	9.5	0.2	0.9
Victoria	8.3	8.1	8.1	8.5	0.2	0.2

*Unemployment rate: In percentage, three-month moving average

Source: Statistics Canada, LFS

UNEMPLOYMENT RATE*
BY ECONOMIC REGION
(Unadjusted data)

Québec Economic Region	July 93	June 93	July 92	Average of last 12 months	Variation July93 / June93	Variation July93 / July92
Gaspésie - Îles-de-la-Madeleine	21.3	25.1	19.8	22.8	-3.8	1.5
Bas-Saint-Laurent	16.1	16.9	14.0	16.0	-0.8	2.1
Saguenay - Lac-Saint-Jean	14.7	15.0	14.1	15.8	-0.3	0.6
Québec and Québec-Sud	9.9	10.3	10.8	10.5	-0.4	-0.9
Mauricie - Bois-Francs	12.1	12.6	12.2	13.6	-0.5	-0.1
Estrie	11.0	11.3	12.9	12.3	-0.3	-1.9
Montérégie	12.8	13.9	10.6	12.3	-1.1	2.2
Montréal-Centre and Laval	13.7	14.0	13.6	14.2	-0.3	0.1
Laurentides	13.3	13.7	10.4	13.2	-0.4	2.9
Lanaudière	8.4	9.0	10.6	12.3	-0.6	-2.2
Outaouais	11.2	11.0	10.9	11.5	0.2	0.3
Abitibi-Témiscamingue	13.3	13.0	15.4	12.3	0.3	-2.1
Côte-Nord - Nord-du-Québec	16.4	17.0	12.9	14.8	-0.6	3.5
Province of Québec	12.6	13.1	12.2	13.1	-0.5	0.4

*Unemployment rate: In percentage, three-month moving average

Source: Statistics Canada, LFS

Alma:
Rita Tremblay, Director
418-668-3084 / 1-800-463-9808

Drummondville:
René Gélinas, Director
819-478-4664 / 1-800-567-1418

Hull:
Guillaume Donati, Director
819-994-7442 / 1-800-263-4689

**Laurentides, Montérégie
et Outaouais**
René Gélinas, Director
514-283-7834 / 1-800-263-4689

Montréal:
Georges-Henri Goulet, Director
514-283-7557 / 1-800-263-4689

Nord-du-Québec:
Carole Collier, Director
514-283-8148 / 1-800-561-0633

Québec:
Vianney Tanguay, Director
418-648-4826 / 1-800-463-5204

Rimouski:
Christian Audet, Director
418-722-3282 / 1-800-463-9073


Sept-Îles:
Robert Audet, Director
418-968-3426 / 1-800-463-1707

Sherbrooke:
Normand Bégin, Director
819-564-5904 / 1-800-567-6084

Trois-Rivières:
Claude Lortie, Director
819-371-5182 / 1-800-567-8637

Val d'Or:
Léo Couture, Director
819-825-5260 / 1-800-567-6451

A BOOST FOR YOUR BUSINES



Regional development calls for tools suited to the specifics of each region.

The Federal Office of Regional Development-Quebec administers a range of financial assistance programs designed to meet the needs of local businesses and organizations. These programs can provide support for such projects as:

- establishment, expansion or modernization of a business;
- development, acquisition or integration of new technologies;

- research and development;
- tourism and industrial development.

In the interests of better response to specific local needs, FORD-Q is represented in each region of Quebec.

The Federal Office of Regional Development - Quebec: a resource and a partner for the success of your business!

Canada



Federal Office of
Regional Development
(Québec)

Bureau fédéral de
développement régional
(Québec)