

The FORD(Q) Economic Update

Version française disponible

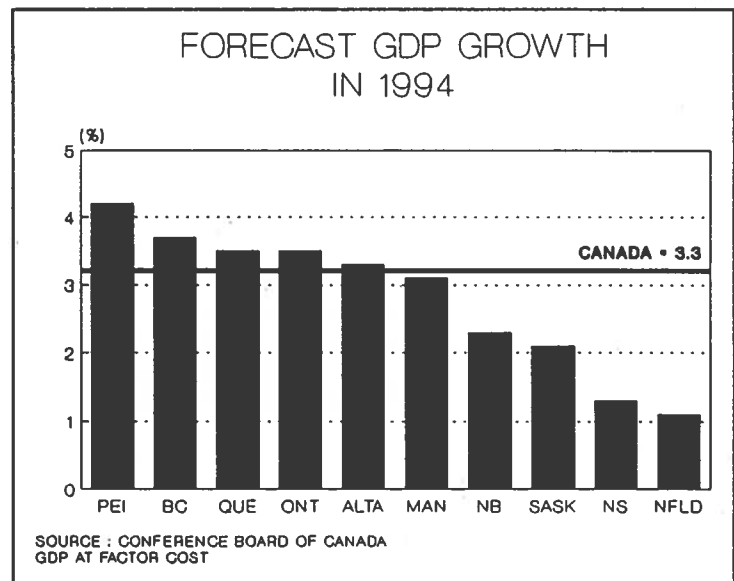
Editor : Léonel Plasse



Volume 6
Number 2
February 9, 1994

Quebec third in Canada in 1994

- According to the Conference Board of Canada, Quebec's GDP will grow by 3.5% in 1994, compared to 3.3% for Canada as a whole. Prince Edward Island (4.2%) and British Columbia (3.7%) should post higher growth rates. Hence, Quebec's economy will continue to expand in 1994, fuelled by exports and strong growth in the manufacturing sector. In all, 60,000 new jobs should be created in Quebec, which will not be sufficient to lower the unemployment rate significantly (from 13.1% in 1993 to 12.5% in 1994).



Rapid expansion of the labour force

- Although there were 23,000 more jobs in January 1994 than the previous month, Quebec's unemployment rate edged up from 12.8% in December to 12.9% in January. While unemployment rose in the rest of Canada as well, the increase accompanied a downturn in employment. Despite the jobs created recently in Quebec, the unemployment rate barely changed owing to the upsurge in the number of job seekers over the past 12 months. This influx of job seekers reflects a changing perception of the labour market. There are more jobs, and this is encouraging people who withdrew from the labour force during the recession to try to find employment. This fact is confirmed by the help wanted index, which rose steadily in 1993, increasing from 88 in January 1993 to 94 in January 1994, a rise of nearly 7%.



Federal Office of
Regional Development
(Québec)

Bureau fédéral de
développement régional
(Québec)

Canada

The FORD-Q ECONOMIC UPDATE is a monthly publication whose purpose is to inform readers about the most recent economic developments affecting Quebec and its regions.

The information in this monthly report is taken from dailies and weeklies, magazines and other publications on the Quebec economy. Most of the statistical data come from Statistics Canada.

Readers' suggestions and comments are most welcome. To have your name added to our mailing list, write to the following address:

Federal Office of Regional Development - Quebec
Planning and Assessment Division
Stock Exchange Tower
800 Square Victoria, PO Box 247
Montreal, Quebec H4Z 1E8

Telephone: (514) 283-8786
Fax: (514) 283-8429

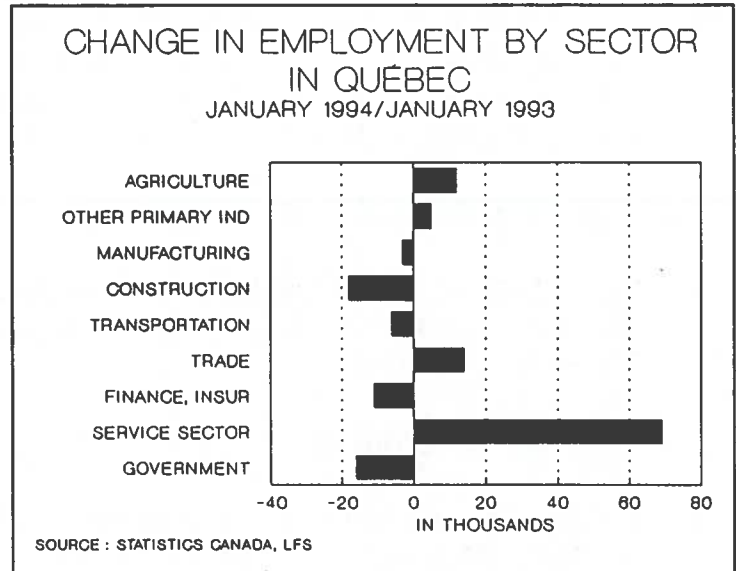
The FORD-Q ECONOMIC UPDATE is produced by the Planning and Assessment Division, Policy and Liaison Branch. The publication is photocopied and distributed by the Canada Communication Group. Translation has been provided by the Secretary of State of Canada, Translation Bureau.

The editors are:

Léonel Plasse
&
Doris Larose

Job creation concentrated mainly in the tertiary sector

- According to seasonally unadjusted data, between January 1993 and January 1994, **53,000 jobs were created in the tertiary sector** in Quebec, which is more than the total number of new jobs (+47,000). The service industries were way out in front with 70,000 new jobs, while the trade sector generated 15,000. However, the other tertiary industries lost jobs: government (-16,000), finance, insurance and real estate (-10,000), and transportation and communications (-6,000). The primary sector increased its work force by 16,000. In the manufacturing sector, the overall employment level changed little from last year (-3,000); however, construction was the big loser in Quebec's economy, with 19,000 fewer jobs.



Lower wages in Quebec

- Partly owing to depreciation of the Canadian dollar, **the average hourly wage in the manufacturing sector in Quebec (\$14.40)** was lower than that in the United States (\$14.88) during the first eight months of 1993. Quebec's average wage was also lower than Ontario's (\$16.58) and the average wage for Canada as a whole (\$15.74). (La Presse, 31/01/94)

ECONOMIC HIGHLIGHTS

Canada-Quebec Agreement on Infrastructure Works

- Under this Agreement, \$1.6 billion will be injected into Quebec's economy over the next two years for **infrastructure projects**, creating 12,000 new jobs and maintaining 8,000 existing ones. The costs will be shared equally by the federal and provincial governments and the municipalities concerned. (Le Devoir; Le Journal de Montréal, 08/02/94)

Alcan to reduce output

- The main world producers of aluminum have decided to reduce their output to solve the problem of overproduction. **ALCAN** has agreed to cut back its world output by 156,000 tonnes, including 40,000 tonnes in Quebec. This will not affect its work force in the province. (Le Nouvelliste, 14/01/94; Le Soleil, 31/01/94)

Unemployment affecting engineers too

- Nearly 20% of the **junior engineers** in Quebec are unemployed at present, and this figure has followed an upward trend since 1990. Among **senior engineers**, the unemployment rate doubled in the same period, reaching 7%. Certain regions, such as the Saguenay/Lac-St-Jean and Lower St-Lawrence/Gaspé, have been hit especially hard. (Le Soleil, 30/01/94)

Increase in equalization payments

- The **FEDERAL GOVERNMENT** announced that equalization payments will increase by 5% a year over the next five years. Quebec alone will receive \$4.8 billion in 1998-1999. (La Presse, 22/01/94)

Rona-Dismat investment

- The **RO-NA DISMAT** group is investing \$200 million to open 10 warehouse stores in Quebec and eastern Ontario, under a project that will be completed by 1996 and will create 250 to 300 jobs at each location. (Constructo, 13/01/94)

REGIONAL REVIEW

METROPOLITAN MONTREAL

Starting the year off on the right foot

- In Metropolitan Montreal, there were 6,000 more jobs in January 1994 than in the previous month, and 14,000 more jobs compared to January 1993. Despite this upturn in employment, the unemployment rate declined only marginally, to 13.7% in January 1994.

ISLAND OF MONTREAL

R&D in cellular telephony

- **ERICSSON Communications** will invest \$94 million in **Montreal** for Phase II of its cellular telephony R&D project. The company decided to invest in Montreal again largely thanks to the success of Phase I. Some 140 people will be assigned to the project, to which **FORD-Q** is contributing \$3.75 million under the Canada-Quebec Subsidiary Agreement on Industrial Development. (Journal de Montréal, 31/01/94)

250 new jobs

- **GENERAL DATACOM** will be contracting out the assembly of a new multimedia switch, thereby creating 250 jobs over the longer term. The company may handle the assembly itself in the more distant future. (La Presse, 03/02/94)

Domtex closing Côte-St-Paul plant

- **DOMINION TEXTILE** announced that it is closing its Mont-Royal Dye House in **Montreal** in September, putting 105 people out of work in the southwestern part of the city. (La Presse, 02/02/94)

UQAM undergoing further expansion

- The University of Quebec at Montreal will build a sports complex and a student residence on René-Lévesque Blvd, under an \$18 million project scheduled to begin in April 1994 and end in the fall of 1995. (Constructo, 27/01/94)

CP building housing units at Angus Yards site

- **CANADIAN PACIFIC** intends to build some 2,400 housing units at the site of the former Angus Shops in **Montreal**. This \$500 million project is to span 20 years. (La Presse, 21/01/94)

New research centre

- A new research centre, **CIRANO**, was inaugurated this week in **Montreal**. The centre has been established by six universities and four large corporations to further scientific analysis of organizations and identify concrete measures for increasing the efficiency and competitiveness of businesses. The centre is expected to hire 125 people over five years--the majority will be professors and Master's and PhD students. (Le Devoir, 25/01/94)

Finally, good news for East End Montreal

- A \$25 million investment in the **CAMCO** plant in East End **Montreal** will enable the company to manufacture a new line of clothes dryers for the North American market. This injection of funds will maintain 800 jobs at the plant and may increase the work force to 1,200 jobs, depending on the sales achieved. **FORD-Q** has granted a \$2 million repayable contribution under the Canada-Quebec Subsidiary Agreement on Industrial Development. (Le Devoir, 19/01/94)

Contract for Canadair

- **CANADAIR** sold four CL-415 airplanes to Italy for a total of \$100 million. This new generation of turboprop aircraft can be used for firefighting and other purposes. (Le Soleil, 18/01/94)

Hôtel-Dieu Hospital to be renovated

- The Premier of Quebec announced that the **Hôtel-Dieu** Hospital will not be moved to East End Montreal, but will instead be renovated. A new 300-bed hospital suited to local needs will be built in **Rivière-des-Prairies**, and once operational, will employ 1,800 people. More than 500 workers will be hired for the construction phase. (La Presse, 14/01/94)

Shutdown in Pointe-Claire

- As part of a world-wide restructuring plan, **PROCTOR & GAMBLE** will close its **Pointe-Claire** plant by January 1995, eliminating 95 jobs. (La Presse, 14/01/94)

LAVAL

Astra to conduct research in Laval

- The **ASTRA** pharmaceutical company will invest \$10 million a year over 10 years to establish a peptide chemistry laboratory in **Laval** in order to develop anti-inflammatory analgesics. The project will create 50 to 70 new research positions. (La Presse, 30/01/94)

CENTRAL REGIONS

EASTERN TOWNSHIPS

Employment declines again

- The region lost 1,000 jobs between December and January, but gained 4,000 jobs compared to January 1993. In spite of this, the unemployment rate declined by 0.1% to 10.1% in January, the lowest rate in Quebec.

ABB closing Sherbrooke plant

- The **ABB** plant in **Sherbrooke**, which manufactures boilers for small-capacity electric power stations, will be shutting down soon, eliminating some 340 jobs. (La Presse, 19/01/94; Le Soleil, 21/01/94)

Dominion Textile shutting down too

- **DOMINION TEXTILE** will close its **Domil Yarns Division** in **Sherbrooke** next September, spelling the loss of all 275 jobs at the plant. (La Presse, 02/02/94)

LANAUDIÈRE

Surge in unemployment

- Because 2,000 jobs were lost in January, the unemployment rate, at 12.8%, was up by 1.7% from December 1993, which is nonetheless much lower than the January 1993 rate of 15.1%.

LAURENTIANS

Unemployment up again

- In January, the Laurentians region lost 3,000 jobs and its unemployment rate rose to 15.7% from 14.7% in December.

MAURICIE/BOIS-FRANCS

Disappointing January

- The number of employed fell by 4,000 in January and the unemployment rate was 0.9% higher than the previous month. The employment level was up by 13,000 from a year earlier, the second best performance in Quebec.

Aluminum processing in Trois-Rivières

- SURAL of Venezuela announced its intention to build an aluminum processing plant in the **Trois-Rivières** area. This \$60 million project should create 60 to 100 jobs. (La Presse, 01/02/94)

Costly transaction

- A reciprocal transaction between **BONAR** and **TWINPAK**, if carried out, will result in the loss of 153 jobs at the Twinpak plant in **Cap-de-la-Madeleine**. (La Presse, 03/02/94)

PFCP to change name and reduce work force

- The PFCP plant in **La Tuque** will be part of a new group, **Cartons St-Laurent**, which will include the La Tuque, Montreal and Matane plants. The company also announced that the work force at La Tuque will be reduced from 831 to 615 employees within two years. (Le Devoir, 01/02/94)

MONTÉRÉGIE

Lower employment in January

- There were 2,000 fewer employed in January than in December; however, employment rose by 48,000 from January 1993--by far the best performance in Quebec. The unemployment rate was lower than in December 1993 as well as January 1993.

Operation transferred to China

- The **BARCANA** company plans to transfer its production of low-priced artificial Christmas trees from **Granby** to Shanghai, China. Some 200 people are expected to lose their jobs in 1995. (La Presse, 02/02/94)

QUEBEC/CHAUDIÈRE-APPALACHES

Little change in employment

- The region posted 2,000 fewer jobs than in December 1993, but 1,000 more than in January 1993. With a 0.9% increase in its unemployment rate, the region had the second lowest rate in Quebec, after the Eastern Townships.

Expansion of research centre

- The **MAGNESIUM TECHNOLOGY INSTITUTE** will invest \$13.5 million in **Quebec City** over the next five years, enabling the facility to double its staff and increase its sales substantially. (Le Journal de Quebec, 24/01/94)

Investment in the paper sector

- As part of an injection of \$85 million over five years, **DOMTAR** will invest \$19 million in the spring for environmental protection improvements at its **Donnacona** plant. Over the longer term, it will build a de-inking plant and upgrade its paper machines. (Le Soleil, 22/01/94)

Investment in the South Shore area

- **INGLIS** will invest \$13 million in its **Montmagny** plant to set up a new assembly line for electric stoves, which will generate 125 jobs. **FORD-Q** is contributing \$1.625 million, with \$910,000 of this amount contingent on funds being earmarked by the company for R&D work in Quebec. (Le Soleil, 15/01/94; FORD-Q press release, 27/01/94)
- **Nilus Leclerc** of **L'Islet**, a manufacturer of hardwood flooring, plans to invest \$4.4 million to add two new production lines, creating 100 new jobs. (Le Soleil, 15/01/94)

Small hydro-electric station to be built

- Under a \$45 million project, **INNERGEX** will establish a small, 23 MW hydro-electric plant for private use at the Chaudière falls. (Le Soleil, 04/02/94)

RESOURCE REGIONS

ABITIBI-TÉMISCAMINGUE

Lower employment, higher unemployment

- The region lost 2,000 jobs between December 1993 and January 1994, and 3,000 jobs between January 1993 and January 1994. Furthermore, the unemployment rate has risen sharply since last year (+2.7%).

LOWER ST-LAWRENCE

Downturn in employment in January

- In January 1994, there were 2,000 fewer jobs in the region than in December 1993; however, a gain of 4,000 jobs was recorded compared to January 1993. While the unemployment rate was up from December 1993, it fell sharply (-3%) compared to last year.

NORTH SHORE/NORTHERN QUEBEC

No change in employment

- The employment level remained unchanged from the previous month as well as January 1993. Although the unemployment rate was 0.7% higher than in December, it was 1.4% lower than in January 1993.

A new sawmill

- **PRODUITS FORESTIERS LABRIEVILLE INC** will build a sawmill at Labrieville, 80 kilometres from Forestville. The plant, which will be owned by the Manic-Outardes, Baie-Comeau and Laterrière-St-Honoré forestry co-operatives, is to be built at a cost of \$13 million and will employ 150 people. Work is slated to begin in May 1994. (Le Soleil, 04/02/94)

GASPÉ/MAGDALEN ISLANDS

Sharpest rise in unemployment in Quebec in January

- Owing to the loss of 3,000 jobs between December and January, the region's unemployment rate rose by 4%, the highest increase among the regions of Quebec. However, the January 1994 rate (25.5%) was close to the January 1993 rate (25.8%).

OUTAOUAIS

Improvement over last year

- Despite a slight downturn in January compared to the previous month, employment was higher than in January 1993, and the unemployment rate decreased marginally.

Furniture manufacturing in the Outaouais region

- **IKI HONKA** will establish a plant to manufacture white pine furniture at **Campbell's Bay** which will supply **Ikea** stores. This \$13 million project will generate 100 jobs. (Les Affaires, 05/02/94)

SAGUENAY/LAC-ST-JEAN

Lower unemployment rate

- Although there were 2,000 fewer jobs than in January 1993, the unemployment rate fell sharply (-3.2%) on a year-over-year basis.

Further investment by Panneaux Chambord

- Just a few months after its new plant started up, **PANNEAUX CHAMBORD** is investing \$13 million in **Chambord** to purchase new equipment that will enable it to increase production by 25%. The work force will remain unchanged, at 180 employees. (Le Journal de Québec, 02/02/94)

**EMPLOYMENT
BY PROVINCE**
(Seasonally adjusted data)

Province				Average of last 12 months	Variation		Variation		
	Jan-94	Dec-93	Jan-93		Jan-94	/	Dec-93	Jan-94	/
Newfoundland	185	185	186	186		0			-1
Prince Edward Island	54	54	55	54		0			-1
Nova Scotia	357	353	357	357		4			0
New Brunswick	284	287	291	290		-3			-7
Québec	2993	2970	2952	2963		23			41
Ontario	4769	4810	4783	4792		-41			-14
Manitoba	487	498	488	490		-11			-1
Saskatchewan	438	437	440	440		1			-2
Alberta	1262	1272	1234	1254		-10			28
British Columbia	1592	1591	1534	1565		1			58
Canada	12419	12458	12309	12393		-39			110
In thousands									
Source: Statistics Canada, LFS									

EMPLOYMENT*
BY METROPOLITAN AREA
(Seasonally adjusted data)

Metropolitan Area	Jan-94	Dec-93	Jan-93	Average of last 12 months	Variation		Variation	
					Jan-94	/	Dec-93	Jan-94
St-John's (Nfld)	75	74	67	71		1		8
Halifax	151	150	151	151		1		0
Saint John (NB)	56	56	55	56		0		1
Chicoutimi-Jonquière	52	52	53	53		0		-1
Québec	293	289	288	287		4		5
Montréal	1375	1369	1361	1376		6		14
Trois-Rivières	54	54	50	52		0		4
Sherbrooke	56	55	57	56		0		-2
Ottawa-Hull	447	444	442	443		3		5
Sudbury	67	69	65	69		-2		2
Toronto	1743	1755	1770	1770		-12		-27
Hamilton	311	304	279	292		7		32
St.Catharines-Niagara	141	139	142	139		2		-1
London	171	173	173	174		-2		-2
Windsor	119	118	112	116		1		7
Kitchener-Waterloo	198	197	187	195		1		11
Thunder Bay	57	58	58	58		-1		-1
Oshawa	111	113	113	118		-2		-2
Winnipeg	305	307	297	302		-2		8
Regina	88	88	88	89		0		0
Saskatoon	85	85	84	85		0		1
Calgary	375	373	356	363		2		19
Edmonton	366	369	365	365		-3		1
Vancouver	813	813	829	816		0		-16
Victoria	138	134	125	129		4		13

* Employment: In thousands, three-month moving average

Source: Statistics Canada, LFS

EMPLOYMENT*
BY ECONOMIC REGION
(Unadjusted data)

Québec Economic Region	Jan-94	Dec-93	Jan-93	Average of last 12 months	Variation		Variation	
					Jan-94	/	Dec-93	Jan-94
Gaspésie/Iles-de-la-Madeleine	26	29	24	30	-3			2
Bas-Saint-Laurent	74	76	70	74	-2			4
Saguenay/Lac-Saint-Jean	106	106	108	109	0			-2
Québec/Chaudière-Appalaches	423	425	422	426	-2			1
Mauricie/Bois-Francs	195	199	182	196	-4			13
Estrie	116	117	112	114	-1			4
Montérégie	565	567	517	558	-2			48
Montréal-Centre and Laval	850	866	885	881	-16			-35
Laurentides	184	187	181	186	-3			3
Lanaudière	142	144	142	147	-2			0
Outaouais	139	140	136	139	-1			3
Abitibi-Témiscamingue	57	59	60	59	-2			-3
Côte-Nord/Nord-du-Québec	44	44	44	43	0			0
Province of Québec	2922	2959	2882	2961	-37			40

*Employment: In thousands, three-month moving average
Source: Statistics Canada, LFS

**UNEMPLOYED
BY PROVINCE**
(Seasonally adjusted data)

Province	Jan-94	Dec-93	Jan-93	Average of last 12 months	Variation		Variation	
					Jan-94	/ Dec-93	Jan-94	/ Jan-93
Newfoundland	49	50	45	47	-1		4	
Prince Edward Island	12	12	11	12	0		1	
Nova Scotia	62	63	56	62	-1		6	
New Brunswick	43	44	40	42	-1		3	
Québec	445	437	447	444	8		-2	
Ontario	582	579	555	571	3		27	
Manitoba	58	48	48	51	10		10	
Saskatchewan	36	39	42	38	-3		-6	
Alberta	129	126	127	133	3		2	
British Columbia	179	172	167	168	7		12	
Canada	1592	1568	1537	1567	24		55	

In thousands
Source: Statistics Canada, LFS

**UNEMPLOYED
BY METROPOLITAN AREA**
(Seasonally adjusted data)

Metropolitan Area	Jan-94	Dec-93	Jan-93	Average of last 12 months	Variation		Variation	
					Jan-94	/ Dec-93	Jan-94	/ Jan-93
St-John's (Nfld)	11	11	13	12		0		-2
Halifax	20	20	17	19		0		3
Saint John (NB)	6	6	6	7		0		0
Chicoutimi-Jonquière	10	10	10	10		0		0
Québec	37	36	36	35		1		1
Montréal	218	219	224	217		-1		-6
Trois-Rivières	9	8	9	8		1		0
Sherbrooke	7	8	9	7		-1		-2
Ottawa-Hull	45	44	40	41		1		5
Sudbury	8	7	9	8		1		-1
Toronto	238	230	217	223		8		21
Hamilton	32	33	37	37		-1		-5
St.Catharines-Niagara	19	21	21	23		-2		-2
London	14	15	15	16		-1		-1
Windsor	14	14	18	15		0		-4
Kitchener-Waterloo	16	18	20	19		-2		-4
Thunder Bay	7	7	7	7		0		0
Oshawa	19	19	13	16		0		6
Winnipeg	38	36	37	37		2		1
Regina	8	8	8	8		0		0
Saskatoon	9	8	12	9		1		-3
Calgary	41	41	45	43		0		-4
Edmonton	48	48	43	48		0		5
Vancouver	80	75	80	83		5		0
Victoria	11	12	12	12		-1		-1

*Unemployed: In thousands, three-month moving average

Source: Statistics Canada, LFS

UNEMPLOYED*
BY ECONOMIC REGION
(Unadjusted data)

Québec Economic Region	Jan-94	Dec-93	Jan-93	Average of last 12 months	Variation		Variation	
					Jan-94	/	Dec-93	Jan-94
Gaspésie/Iles-de-la-Madeleine	9	8	8	8		1		1
Bas-Saint-Laurent	14	14	17	14		0		-3
Saguenay/Lac-Saint-Jean	17	18	22	20		-1		-5
Québec/Chaudière-Appalaches	52	48	52	49		4		0
Mauricie/Bois-Francs	25	23	32	28		2		-7
Estrie	13	13	16	14		0		-3
Montérégie	78	85	77	85		-7		1
Montréal-Centre and Laval	143	133	151	142		10		-8
Laurentides	34	32	31	31		2		3
Lanaudière	21	18	25	19		3		-4
Outaouais	19	18	19	18		1		0
Abitibi-Témiscamingue	10	10	8	10		0		2
Côte-Nord/Nord-du-Québec	6	6	7	8		0		-1
Province of Québec	443	426	465	445		17		-22

*Unemployed: In thousands, three-month moving average

Source: Statistics Canada, LFS

**UNEMPLOYMENT RATE
BY PROVINCE**
(Seasonally adjusted data)

Province	Jan-94	Dec-93	Jan-93	Average of last 12 months	Variation		Variation	
					Jan-94	/ Dec-93	Jan-94	/ Jan-93
Newfoundland	20.9	21.3	19.5	20.3	-0.4		1.4	
Prince Edward Island	18.3	17.7	16.3	18.0	0.6		2.0	
Nova Scotia	14.8	15.1	13.6	14.7	-0.3		1.2	
New Brunswick	13.1	13.3	12.1	12.6	-0.2		1.0	
Québec	12.9	12.8	13.2	13.0	0.1		-0.3	
Ontario	10.9	10.7	10.4	10.7	0.2		0.5	
Manitoba	10.6	8.8	9.0	9.4	1.8		1.6	
Saskatchewan	7.6	8.2	8.7	7.9	-0.6		-1.1	
Alberta	9.3	9.0	9.3	9.6	0.3		0.0	
British Columbia	10.1	9.8	9.8	9.7	0.3		0.3	
Canada	11.4	11.2	11.1	11.2	0.2		0.3	
In percentage								
Source: Statistics Canada, LFS								

UNEMPLOYMENT RATE*
BY METROPOLITAN AREA
(Seasonally adjusted data)

Metropolitan Area	Jan-94	Dec-93	Jan-93	Average of last 12 months	Variation		Variation	
					Jan-94	/	Dec-93	Jan-94
St-John's (Nfld)	12.9	12.7	15.8	14.0				-2.9
Halifax	11.5	11.5	10.3	11.1				1.2
Saint John (NB)	9.5	9.0	9.9	10.4				-0.4
Chicoutimi-Jonquière	15.6	16.2	16.0	16.1		-0.6		-0.4
Québec	11.3	11.0	11.0	10.9		0.3		0.3
Montréal	13.7	13.8	14.1	13.6		-0.1		-0.4
Trois-Rivières	14.3	13.2	15.0	13.6		1.1		-0.7
Sherbrooke	11.4	12.1	13.5	11.7		-0.7		-2.1
Ottawa-Hull	9.2	9.1	8.4	8.5		0.1		0.8
Sudbury	10.7	8.7	12.2	10.4		2.0		-1.5
Toronto	12.0	11.6	10.9	11.2		0.4		1.1
Hamilton	9.3	9.9	11.7	11.4		-0.6		-2.4
St.Catharines-Niagara	12.1	13.2	12.7	14.0		-1.1		-0.6
London	7.7	8.1	8.1	8.4		-0.4		-0.4
Windsor	10.8	10.6	13.9	11.4		0.2		-3.1
Kitchener-Waterloo	7.7	8.2	9.8	8.9		-0.5		-2.1
Thunder Bay	10.7	10.4	10.5	11.3		0.3		0.2
Oshawa	14.7	14.3	10.5	11.9		0.4		4.2
Winnipeg	11.2	10.5	11.1	11.0		0.7		0.1
Regina	8.4	8.5	8.8	8.3		-0.1		-0.4
Saskatoon	9.8	9.1	12.2	9.9		0.7		-2.4
Calgary	9.7	9.9	11.2	10.6		-0.2		-1.5
Edmonton	11.6	11.6	10.6	11.5		0.0		1.0
Vancouver	9.0	8.5	8.8	9.3		0.5		0.2
Victoria	7.1	8.2	8.6	8.5		-1.1		-1.5

*Unemployment rate: In percentage, three-month moving average

Source: Statistics Canada, LFS

UNEMPLOYMENT RATE*
BY ECONOMIC REGION
(Unadjusted data)

Québec Economic Region	Jan-94	Dec-93	Jan-93	Average of last 12 months	Variation		Variation	
					Jan-94	/	Dec-93	Jan-94
Gaspésie/Iles-de-la-Madeleine	25.5	21.5	25.8	22.4	4.0			-0.3
Bas-Saint-Laurent	16.0	15.1	19.0	15.8	0.9			-3.0
Saguenay/Lac-Saint-Jean	14.0	14.6	17.2	15.4	-0.6			-3.2
Québec/Chaudière-Appalaches	11.0	10.1	10.9	10.4	0.9			0.1
Mauricie/Bois-Francs	11.3	10.4	14.9	12.5	0.9			-3.6
Estrie	10.1	10.2	12.6	10.9	-0.1			-2.5
Montréal	12.2	13.1	12.9	13.2	-0.9			-0.7
Montréal-Centre and Laval	14.4	13.3	14.6	13.9	1.1			-0.2
Laurentides	15.7	14.7	14.5	14.2	1.0			1.2
Lanaudière	12.8	11.1	15.1	11.4	1.7			-2.3
Outaouais	12.2	11.6	12.3	11.4	0.6			-0.1
Abitibi-Témiscamingue	14.7	14.3	12.0	14.0	0.4			2.7
Côte-Nord/Nord-du-Québec	12.9	12.2	14.3	15.1	0.7			-1.4
Province of Québec	13.2	12.6	13.9	13.1	0.6			-0.7

*Unemployment rate: In percentage, three-month moving average
Source: Statistics Canada, LFS

Alma

Rita Tremblay, Director
(418) 668-3084 / 1-800-463-9808

Drummondville

René Gélinas, Director
(819) 478-4664 / 1-800-567-1418

Hull

Guillaume Donati, Director
(819) 994-7442 / 1-800-561-4353

Laurentides, Montérégie and Outaouais regions

René Gélinas, Director
(514) 283-7834 / 1-800-263-4689

Montréal

Georges-Henri Goulet, Director
(514) 283-7557 / 1-800-263-4689

Northern Québec

Jocelyne Durand, Director
(514) 283-5174 / 1-800-561-0633

Québec City

Vianney Tanguay, Director
(418) 648-4826 / 1-800-463-5204

Rimouski

Christian Audet, Director
(418) 722-3282 / 1-800-463-9073

Sept-Îles

Robert Audet, Director
(418) 968-3426 / 1-800-463-1707

Sherbrooke

Normand Bégin, Director
(819) 564-5904 / 1-800-567-6084


Trois-Rivières

Claude Lortie, Director
(819) 371-5182 / 1-800-567-8637

Val-d'Or

Léo Couture, Director
(819) 825-5260 / 1-800-567-6451

ASSISTANCE TAILORED TO YOUR NEEDS



Regional development calls for tools suited to the specifics of each region.

The Federal Office of Regional Development - Québec administers a range of programs and services designed to meet the needs of local businesses and organizations. They provide support for projects as:

- the establishment, expansion or modernization of a business;
- the development, acquisition or integration of new technology;

- research and development;
- tourism and industrial development.

In the interests of better response to specific local needs, FORD-Q is represented in each region of Québec.

The Federal Office of Regional Development - Québec: a true partner in the realization of your project.

Canada



Federal Office of
Regional Development
(Québec)

Bureau fédéral de
développement régional
(Québec)