

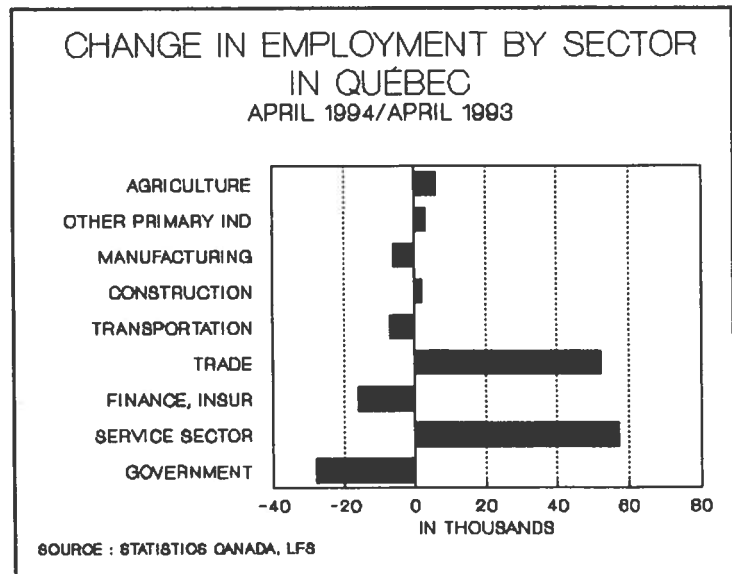
Editor: Léonel Plasse

Volume 6
Number 5
May 11, 1994

Feature article on page 13:
Economy of the Eastern Townships
Highlights

Little employment growth in April

■ In April, Quebec's labour force grew by 35,000; however, since only 1,000 new jobs were created, the result was a considerable increase in unemployment. Nonetheless, this influx of people into the labour market can be interpreted as a sign of recovery in employment. In fact, workers who had withdrawn from the job market now are hopeful about their employment prospects, and so have begun looking for jobs. Seasonally unadjusted data show that, between March and April, 15,000 jobs were created in the transportation, communications and utilities sectors, together with 6,000 in construction and 3,000 in manufacturing and in finance, insurance and real estate. On a year-over-year basis, there are 57,000 more employed in services and 52,000 more in trade, but there are 28,000 fewer employed in government and 16,000 fewer in finance, insurance and real estate.



The FORD-Q ECONOMIC UPDATE is a monthly publication whose purpose is to inform readers about the most recent economic developments affecting Quebec and its regions.

The information in this monthly report is taken from dailies and weeklies, magazines and other publications on the Quebec economy. Most of the statistical data come from Statistics Canada.

Readers' suggestions and comments are most welcome. To have your name added to our mailing list, write to the following address:

Federal Office of Regional Development - Quebec
Planning and Assessment Division
Stock Exchange Tower
800 Square Victoria, PO Box 247
Montreal, Quebec H4Z 1E8

Telephone: (514) 283-8786
Fax: (514) 283-8429

The FORD-Q ECONOMIC UPDATE is produced by the Planning and Assessment Division, Policy and Liaison Branch. The publication is photocopied and distributed by the Canada Communication Group. Translation has been provided by the Secretary of State of Canada, Translation Bureau.

The editor is:

Léonel Plasse

Sharp increase in unemployment

- The number of jobless increased by 34,000 between March and April as a result of an influx of people into the labour market. This figure represents more than 50% of Canada's overall increase in unemployment. In Quebec, the **unemployment rate** stood at 12.6% in April, compared with 11.7% (+0.9%) in March, marking the third largest increase in Canada, after Newfoundland (+1.6%) and British Columbia (+1.0%). In Canada as a whole, unemployment was up by 0.4%.

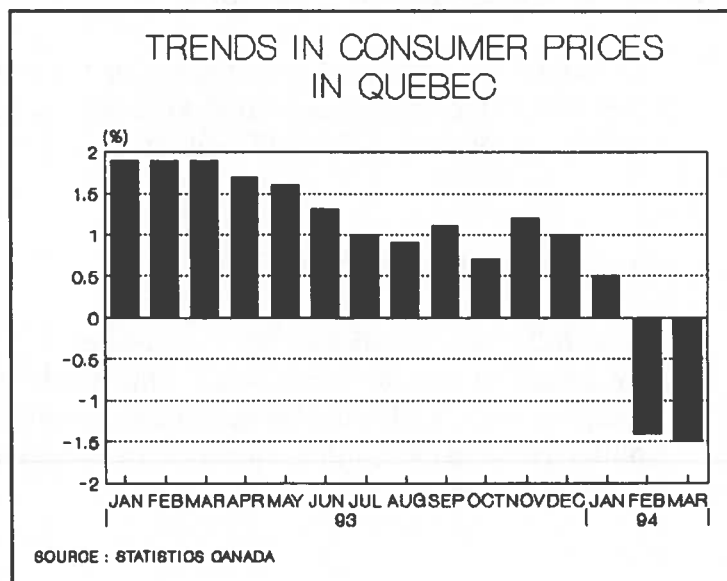
Modest increase in building permits

- In February, **building permits** were 1.8% higher in Canada than in March. Quebec posted a 3.9% increase in permits, thanks to the institutional sector's strong performance (+34.7%). While the value of commercial building permits rose, albeit slightly (+3%), declines were recorded in the other sectors: industrial (-22.8%) and residential (-2%) construction.

(Statistics Canada Daily, 18/04/94)

Prices continue to fall in Quebec

- In March, the **Consumer Price Index** declined on an annual basis by 1.7% in Montreal and by 1% in Quebec City. Cigarette, food and housing prices dropped. In the province of Quebec, the Index fell 1.5% in March to 128.6, which is the same level as in June 1992. For Canada as a whole, the Index rose 0.2% on an annual basis, the smallest increase in 32 years. (Consumer Price Index, Statistics Canada, March 1994; Le Soleil, 16/04/94)



Increase in residential construction

- The number of **housing starts** rose by 10% in April on a year-over-year basis, and residential construction picked up momentum in Montreal, Hull and Sherbrooke. In contrast, Quebec City, Chicoutimi-Jonquière and Trois Rivières posted declines.

(La Presse, 10/05/94)

Interest rates climb

- When interest rates rose in the United States, Canadian rates followed suit. After the Bank of Canada rate was increased on May 10 to 6.61%, some financial institutions raised their mortgage rates, signalling a general increase in interest rates. Stock markets reacted negatively to this upward trend, causing stock prices to plummet early in the week.
(La Presse, 10/05/94)

Gaz Métropolitain to expand pipeline network

- With assistance from the federal government's **Infrastructure Works Program**, Gaz Métropolitain will expand its **pipeline network**, at a cost of \$125 million. The new regions it will serve are the Eastern Townships (Windsor, Richmond, Danville, Asbestos, Cookshire, Marbleton and East Angus), Lac St Jean, Abitibi, Mauricie-Bois Francs and the Laurentians. The federal and provincial governments are contributing \$34 million, divided equally, and the project should generate 1,820 jobs on an annual basis. Work will be carried out between June and December.
(Le Devoir; La Presse, 10/05/94)

Project to clean up the St Lawrence

- The federal and provincial governments signed an agreement to clean up the St Lawrence River and its tributaries. A total of \$191 million has been earmarked under this **Canada-Quebec Agreement**, with \$100 million contributed by the federal government.
(Le Soleil, 19/04/94)

Biotechnology venture capital

- As a follow-up to BioCapital I, launched by the QFL Solidarity Fund in 1990, **BioCapital II** has been created. This fund, to be used for business start-up and expansion in the health and biotechnology sectors in Quebec, was established by the **QFL Solidarity Fund** (\$6 million injection), **Innovatech du Grand Montréal** (\$3 million) and the French company **Innolion** (\$1 million).
(La Presse, 14/04/94)

Drop in the number of unemployment insurance claimants

- The number of people receiving regular **unemployment insurance** benefits decreased by 1.4% in Canada and 2.1% in Quebec between January and February. Moreover, the total number of claimants (including special benefits) dropped by 10.4% in Canada on a year-over-year basis. In Quebec, the sharpest decrease was recorded in **Trois Rivières** (-17.1%), followed by **Montreal** (-12.4%) and **Sherbrooke** (-10%).
(Statistics Canada Daily, 27/03/94)

Trade barriers between Quebec and Ontario lowered

- The governments of Quebec and Ontario signed an agreement to allow construction workers to move freely between the two provinces. Quebec also gave up its preferential public procurement policy, thereby opening the tender process to residents of Ontario. In return, Ontario agreed to provide full information concerning procurement by its departments and organizations. The agreement has opened up a \$20 billion market between the two provinces.

(La Presse, 04/05/94)

Mining tax rates lowest in Canada

- According to a Natural Resources Canada study, Canadian mining tax rates are lower than in most other countries. In contrast with Canada's competitors, Canadian mines do not pay taxes in the early years of a mine's life. Furthermore, preproduction development expenses can be written off immediately, as can exploration expenses. In Canada, Quebec is the province with the lowest mining tax rates.

(The Globe and Mail, 05/04/94)

New development assistance corporation

- 52 community development assistance committees and 52 business assistance centres are to join together to form the **community development assistance corporation** by April 1995. This merger will result in annual savings of \$2 million for the new organization, whose mission is to stimulate and direct local community development.

(Verbatim, Le Journal de Québec, 14/04/94)

REGIONAL REVIEW

METROPOLITAN MONTREAL

Upturn in employment

- During the three months ending in April, the number of jobs increased by 5,000 on average compared to the previous period. On a year-over-year basis, there were 9,000 more jobs in April 1994. Moreover, the unemployment rate declined by 0.4% from March and by 1.1% from April 1993.

ISLAND OF MONTREAL

Investment in the East End

- **JOHNSON & JOHNSON** will invest \$50 million over a two-year period to modernize its plant on Notre Dame Street East in **Montreal**.

(La Presse, 19/04/94)

High technology R&D

- **HARRIS FARINON CANADA** will invest \$30 million in research and development at its new facilities in **Dollard des Ormeaux**. In support of this project, which involves developing wireless voice, data and video transmission networks, **FORD-Q** is granting a repayable contribution of \$2.15 million under the Canada-Quebec Subsidiary Agreement on Industrial Development.

(Le Soleil, 16/04/94)

LAVAL

New filtration plant

- The provincial government has announced that a new water filtration plant will be built in **Laval**; it will serve the southern part of the city and will contribute to cleaning up the Rivière des Prairies. During the four years of construction, this \$110 million project will generate employment for 1,370 people.

(Le Journal de Montréal, 23/04/94)

NORTH SHORE

Tire incineration plant

- A tire incineration plant may be built in **St Anne des Plaines** by the US firm **CMS GENERATION**. The plant proposed under this \$125 million project would generate 25 megawatts of power from used tires being stored in St Anne des Plaines and elsewhere in Quebec. Public consultations may begin in the fall, and if the project is approved as is, work should begin in 1995.

(Le Journal de Montréal, 03/05/94)

Bell Helicopter to step up production

- **BELL HELICOPTER TEXTRON** is planning to build 200 helicopters in 1994, generating \$550 million in sales. In 1987, the company produced 64 helicopters for a total of \$48 million. With a view to filling its \$800 million worth of orders, Bell Helicopter will invest \$5.75 million to expand its **Mirabel** plant, creating 100 jobs.

(La Presse, 06/05/94)

CENTRAL REGIONS

EASTERN TOWNSHIPS

Modest increase in employment

- Although the number of jobs rose by only 1,000 between March and April, employment growth totalled 5,000 on an annual basis. The unemployment rate was unchanged from the previous month; compared to last year, the rate was down by 1.2%, larger than the province-wide decline (-0.9%).

LANAUDIÈRE

Unemployment declines

- As a result of a gain of 3,000 jobs between March and April, the Lanaudière region's unemployment rate fell from 15.8% to 15.3%; however, this rate is up slightly from April 1993.

LAURENTIANS

Further rise in employment

- In April, employment was up by 3,000 from the March level, and the region had registered 9,000 new jobs since April 1993. Although the unemployment rate dropped by 0.5% compared to the previous month, the region had the third highest rate in Quebec.

MAURICIE/BOIS-FRANCS

The region recovers jobs lost in March

- In April, employment rebounded to February's level (190,000), after shrinking to 188,000 in March. The unemployment rate was down slightly in April compared to March, but was well below the April 1993 rate.

Major hydroelectric projects

- Christos Sirros, Quebec Minister of Natural Resources, inaugurated a project to upgrade the **La Gabelle** power plant on the St Maurice River, which will cost \$210 million. The Minister stressed that this upgrading work is just the first in a series of hydroelectric facility investments to be made in the Mauricie region over the next 10 or 15 years.

Over \$3 billion in spending is planned for the Shawinigan, Grand Mère, La Tuque, Beaumont, Rapide Blanc and La Trenché dam sites, as well as for future facilities at Rapides des Coeurs and Rapide de la Chaudière. (Le Devoir, 20/04/94)

- Avenor, formerly Canadian Pacific Forest Products, announced that it is selling **CARTONS ST-LAURENT**, which will issue shares to obtain financing. Furthermore, the company confirmed that the \$150 million investment project in **La Tuque** will go ahead, and will consist in modernizing the plant and reducing discharges of pollutants in order to meet regulatory requirements. (Le Devoir, 20/04/94)

MONTÉRÉGIE

Surge in employment

- The Montérégie region registered the largest increase in employment among the administrative regions of Quebec in April (+9,000 compared to March). On a year-over-year basis, employment expanded by 45,000, which is by far the best performance in Quebec. The unemployment rate, at 10.2% in April, was the lowest in all the regions and down 4.2% from a year earlier.

Helicopter manufacturing in St Jean

- Quebec promoters are studying the possibility of establishing a plant to manufacture light helicopters (with a new compressed air propulsion system) in **St Jean sur Richelieu**. An effort is being made to get the Oerlikon company interested in the project with a view to assembling the helicopters at its facility. This project, requiring \$75 in investment, would employ 200 people. (Le Canada français, 20/04/94)

Video lottery terminals

- **PRIMATECH ÉLECTRONIQUES** of **Granby**, a subsidiary of the US firm Williams Gaming Inc, won an \$18 million contract to supply 3,000 video lottery terminals to the Société des loteries vidéo du Québec. The company is also bidding on a contract to supply Hydro Quebec with modular electronic thermostats. (Le Journal de Montréal, 27/04/94)

Ansell to pull out of Cowansville

- The Australian company **ANSELL** will close its **Cowansville** plant in July and transfer production to the United States. The plant, which manufactures industrial gloves made out of synthetic material, has 50 employees at present but once had 300. (La Presse, 13/04/94)

OUTAOUAIS

Employment declines again

- In April, for the second straight month, employment declined by 1,000 in the Outaouais region, marking a 2,000 decrease on a year-over-year basis. Over the past two months, the unemployment rate barely budged, but it was 1.1% higher than last year.

Poplar processing plant to be built

- A poplar processing plant may be built in the **Upper Gatineau** region under a project requiring an investment of \$50 to \$55 million, which could get under way this year.
(Constructo, 15/04/94)

QUEBEC/CHAUDIÈRE-APPALACHES

Labour force still expanding rapidly

- The labour force increased by 7,000 in April, following the trend set the previous month. Despite a marked increase in employment (+5,000), the unemployment rate rose from 11.8% in March to 12.0% in April. On a year-over-year basis, employment grew by 29,000, the second best performance in Quebec, after the Montérégie region.

New building for the MENVIQ

- The Quebec government may build an administrative complex in the St Roch district of Quebec City to house the offices of the **QUEBEC DEPARTMENT OF THE ENVIRONMENT**. The schedule for this \$35 million project has not been established yet.
(Constructo, 22/04/94)

Magnesium Technology Institute to expand

- Beginning in 1994, a program to expand the facilities of the Magnesium Technology Institute will be carried out in Quebec City's technology park at a cost of \$17.5 million. An annex will be added to the Institute's building (\$13.5 million), and a smelter will be built for the commercial production of magnesium.
(Constructo, 03/05/94)

World Trade Centre

- Construction of a World Trade Centre in **Beauport** will include office buildings, an arena and an exhibition centre. Work under the project, which comprises three phases, may begin in 1994. The cost of the complex is estimated at \$35 million.
(Constructo, 15/04/94)

Canam Manac goes international

- CANAM MANAC, based in St Georges de Beauce, acquired the US firm Steel Fabricators in Fort Lauderdale for US \$5.5 million. Following its acquisition of minority stakes in businesses in Mexico, Venezuela and China, Canam Manac plans to continue its geographic expansion focussing on its two main business segments--semi-trailers and steel joists. (Le Soleil, 26/04/94)

RESOURCE REGIONS

ABITIBI-TÉMISCAMINGUE

Little change in employment

- Since the beginning of the year, employment in the Abitibi-Témiscamingue area has remained virtually unchanged. In April, it was marginally lower than the average figure for the past 12 months. The unemployment rate (13.7%) did not change from March and was up slightly from April 1993.

New plant for La Sarre

- NORANDA FORESTRY will build an oriented strand board (OSB) plant in La Sarre, at a cost of \$68 million. The new complex, which also includes a plant acquired from Normick-Perron, will triple production capacity. Work should be completed by the end of 1995. (La Presse, 13/04/94)

Mobrun mine to reopen

- Under a \$36 million project, the Mobrun mine near Rouyn-Noranda will reopen in 1995 and will employ 125 workers. (L'Écho abitibien, 20/04/94)

LOWER ST LAWRENCE

Employment higher than last year

- The employment level did not change over the past three months and dropped by 1,000 compared to January. However, on a year-over-year basis, an appreciable gain of 7,000 jobs was posted; however, this did not reduce the unemployment rate, which held steady at 17.6%.

Butteroil plant

- A group of investors in the region is planning to build a butteroil plant in **Rivière Trois Pistoles**, at a cost of \$14.5 million. Work may begin during the summer, with production slated to begin in late 1994 or early 1995.

(Constructo, 15/04/94)

Good news for Matane

- The **CANADELLE** plant in **Matane**, which was due to close down, will continue its operations for at least another year thanks to a new contract from the US company Sara Lee. The contract will provide jobs for 140 people.

(Le Soleil, 28/04/94)

NORTH SHORE/NORTHERN QUEBEC

Stable employment

- In April, the employment level (42,000) was virtually unchanged from the previous month, but was lower than in February and January. Over the past year, the number of employed has remained fairly stable. Owing to shrinkage of the labour force, the unemployment rate fell sharply between April 1993 and April 1994.

GASPÉ/MAGDALEN ISLANDS

Employment up slightly

- While employment increased by 1,000 between March and April, it remained below the average for the past 12 months. The unemployment rate has held steady at about 27% since February, which represents a substantial increase over last fall.

Potential investment in Chandler

- **ABITIBI-PRICE** plans to invest \$175 million at its **Chandler** plant. The plans, which have not yet been approved, include a \$35 million investment to upgrade the facility so it can meet the environmental standards that will come into force in September 1995 and \$140 million to build a de-inking unit and a thermomechanical pulp shop.

(Le Soleil, 30/04/94)

Contract for Spielo Gaming

- **SPIELO GAMING INTERNATIONAL** obtained a contract from Loto Quebec to supply 4,000 video lottery terminals, representing half of the total contract. Under the \$35 million contract, the company will manufacture the terminals at a new plant in St Anne des Monts and will employ 50 people. (Le Soleil, 15/04/94)

SAGUENAY/LAC ST JEAN

Lowest employment level in nine years

- In April, the number of jobs declined by 1,000 from March to 100,000, the lowest level since May 1985, when there were 99,000 jobs. Since April 1993, employment has dropped by 7,000. The unemployment rate increased by 0.4% in April to 15.2%, which contrasts with 14.8% in March.

Processing of pyrochlorine concentrate

- The **NIOBEC** firm of St Honoré began construction of a plant to process pyrochlorine concentrate into ferroniobium. Thanks to this \$7.5 million plant, the product, which was previously manufactured in Asia, Europe and the United States, can be processed locally. As a result, Niobec's client base will increase from 3 to 50. (Verbatim, Le Journal de Québec, 27/04/94)

Sawmill to shut down

- **STONE CONSOLIDATED's** Gagnon Division sawmill, located some 30 kilometres from Chibougamau, shut down, spelling the loss of 52 jobs and the transfer of 8 workers to the Roberval sawmill. Part of the wood produced near Chibougamau will be processed in Roberval. (CBJ Chicoutimi, 29/04/94)

ECONOMY OF THE EASTERN TOWNSHIPS

HIGHLIGHTS

- The Eastern Townships region is strategically located, not far from the Montreal and New England markets and near the industrial centres of Bromont-Granby and Drummondville, with highway access to the United States.
- With 268,500 inhabitants in 1991, or 4% of Quebec's population, the Eastern Townships represents a small region from a provincial standpoint with an undisputed regional hub--Sherbrooke. In fact, the Sherbrooke RCM has 47% of the region's population and ranks as the leading service centre in the Eastern Townships.
- Although the English-speaking population in the Eastern Townships remains large (9%), it has suffered a serious decline over the past few decades. For example, in Sherbrooke, the proportion of Anglophones shrank by 53% between 1941 and 1991.
- The Eastern Townships has diversified, dynamic activities in all the different sectors, but this situation has not been sufficient to raise income levels above the provincial average.
- The primary sector, with over 8,000 jobs, is dominated by agriculture, although asbestos and granite are also key industries.
- Over 50% of the 30,000 manufacturing jobs are concentrated in five industrial sectors, that is, clothing, textiles, transportation equipment, paper and related products, and wood products.
- With 903 manufacturing establishments, the region is home to a relatively large proportion (13%) of medium- and large-sized manufacturing companies, such as C S Brooks, Bombardier, Kruger, Cascades, Domtar, Shermag and C-Mac.
- The tertiary sector, with 83,410 jobs, comprises 65% of the region's employment. The Eastern Townships has a solid recreation and tourism base, making it the fourth most popular tourist destination among Quebecers after Quebec City, the Laurentians and Montreal. The tourism hub is located in the Memphremagog RCM, while the Sherbrooke RCM plays a more active role in business tourism.

- The growth of the Eastern Townships' economy is supported by a number of factors:
 - Good location;
 - Diversified economic base;
 - Wide-reaching, dynamic business advice network;
 - Vitality of the manufacturing sector;
 - Volume of exports and extent of industrialization and entrepreneurship greater than the provincial average;
 - Good education and research and development infrastructure.

- The region's economic base is nonetheless vulnerable in certain respects:
 - Dependence on changing foreign markets;
 - Large number of fledgling and small manufacturing companies;
 - Overcapacity of hotels owing to the decline in the number of tourists;
 - Low level of schooling;
 - Low level of manufacturing investment;
 - Many towns have only a single industry.

- The Eastern Townships has a wide-reaching, dynamic network of regional stakeholders. Aside from the regional development council, some of the more noteworthy players are the economic development corporation of the Sherbrooke region, the "Maison régionale de l'industrie" and the Sherbrooke Chamber of Commerce.

- Since 1984, the federal government has invested over half a billion dollars in the region. Its achievements there include establishing the Sherbrooke cartography institute and renovating the Department of Agriculture's research station in Lennoxville.

- Since 1984, FORD-Q has injected \$131 M through 290 projects totalling \$560 M.

Bernard Laurin
Senior Analyst
Policy and Liaison Branch

**EMPLOYMENT BY INDUSTRY
IN QUEBEC**
(Unadjusted data)

Industries	Apr-94	Mar-94	Apr-93	Average of last 12 months	Variation		Variation	
					Apr-94	/	Mar-94	Apr-94
Agriculture	69	67	63	73		2		6
Other primary indust.	29	32	26	37		-3		3
Manufacturing	517	514	523	521		3		-6
Construction	119	113	117	134		6		2
Transp., communic. and oth. util.	213	198	220	219		15		-7
Trade	511	520	459	503		-9		52
Finance, insur. and real estate	185	182	201	175		3		-16
Services	1105	1104	1048	1100		1		57
Public administration	195	201	223	216		-6		-28
All industries	2943	2931	2881	2978		12		62
In thousands								
Source: Statistics Canada, LFS								

**EMPLOYMENT
BY PROVINCE**
(Seasonally adjusted data)

Province				Average of last 12 months	Variation		Variation		
	Apr-94	Mar-94	Apr-93		Apr-94	/	Mar-94	Apr-94	/
Newfoundland	192	191	187	187		1		5	
Prince Edward Island	55	54	53	54		1		2	
Nova Scotia	369	369	357	359		0		12	
New Brunswick	283	285	295	288		-2		-12	
Québec	3017	3016	2957	2977		1		60	
Ontario	4818	4803	4787	4795		15		31	
Manitoba	497	490	484	491		7		13	
Saskatchewan	436	437	441	440		-1		-5	
Alberta	1271	1274	1231	1263		-3		40	
British Columbia	1600	1608	1541	1582		-8		59	
Canada	12534	12533	12334	12436		1		200	
In thousands									
Source: Statistics Canada, LFS									

EMPLOYMENT*
BY METROPOLITAN AREA
(Seasonally adjusted data)

Metropolitan Area	Apr-94	Mar-94	Apr-93	Average of last 12 months	Variation		Variation	
					Apr-94	/	Mar-94	Apr-94
St-John's (Nfld)	75	76	69	73		-1		6
Halifax	157	155	153	152		2		4
Saint John (NB)	53	54	56	55		-1		-3
Chicoutimi-Jonquière	49	50	54	52		-1		-5
Québec	305	303	284	291		2		21
Montréal	1390	1385	1381	1378		5		9
Trois-Rivières	54	54	51	53		0		3
Sherbrooke	57	56	58	56		1		-1
Ottawa-Hull	457	455	444	445		2		13
Sudbury	66	64	67	68		2		-1
Toronto	1754	1740	1775	1762		14		-21
Hamilton	313	314	284	300		-1		29
St.Catharines-Niagara	145	143	138	140		2		7
London	174	172	175	173		2		-1
Windsor	120	120	116	118		0		4
Kitchener-Waterloo	198	198	196	196		0		2
Thunder Bay	55	55	57	57		0		-2
Oshawa	114	113	123	116		1		-9
Winnipeg	301	300	300	302		1		1
Regina	88	88	89	88		0		-1
Saskatoon	87	86	84	85		1		3
Calgary	369	372	359	367		-3		10
Edmonton	369	366	358	367		3		11
Vancouver	834	826	820	818		8		14
Victoria	139	141	126	133		-2		13

* Employment: In thousands, three-month moving average
Source: Statistics Canada, LFS

EMPLOYMENT*
BY ECONOMIC REGION
(Unadjusted data)

Québec Economic Region	Apr-94	Mar-94	Apr-93	Average of last 12 months	Variation		Variation	
					Apr-94	/	Mar-94	Apr-94
Gaspésie/Iles-de-la-Madeleine	27	26	25	30		1		2
Bas-Saint-Laurent	73	73	66	76		0		7
Saguenay/Lac-Saint-Jean	100	101	107	108		-1		-7
Québec/Chaudière-Appalaches	438	433	409	431		5		29
Mauricie/Bois-Francs	190	188	188	198		2		2
Estrie	116	115	111	115		1		5
Montérégie	573	564	528	569		9		45
Montréal-Centre and Laval	841	838	875	872		3		-34
Laurentides	188	185	179	187		3		9
Lanaudière	146	143	143	148		3		3
Outaouais	135	136	137	139		-1		-2
Abitibi-Témiscamingue	56	56	57	58		0		-1
Côte-Nord/Nord-du-Québec	42	42	41	43		0		1
Province of Québec	2923	2900	2864	2973		23		59

* Employment: In thousands, three-month moving average
Source: Statistics Canada, LFS

**UNEMPLOYED
BY PROVINCE**
(Seasonally adjusted data)

Province				Average of last 12 months	Variation		Variation		
	Apr-94	Mar-94	Apr-93		Apr-94	/	Mar-94	Apr-94	/
Newfoundland	49	44	46	47		5		3	
Prince Edward Island	12	11	11	12		1		1	
Nova Scotia	59	57	60	61		2		-1	
New Brunswick	43	42	40	43		1		3	
Québec	435	401	456	438		34		-21	
Ontario	550	541	578	571		9		-28	
Manitoba	52	52	51	52		0		1	
Saskatchewan	37	34	40	37		3		-3	
Alberta	122	124	139	130		-2		-17	
British Columbia	185	167	173	171		18		12	
Canada	1547	1482	1591	1561		65		-44	
In thousands									
Source: Statistics Canada, LFS									

**UNEMPLOYED
BY METROPOLITAN AREA**
(Seasonally adjusted data)

Metropolitan Area	Apr-94	Mar-94	Apr-93	Average of last 12 months	Variation		Variation	
					Apr-94	/	Mar-94	Apr-94
St-John's (Nfld)	11	11	12	11		0		-1
Halifax	18	19	17	19		-1		1
Saint John (NB)	8	7	6	7		1		2
Chicoutimi-Jonquière	8	9	10	10		-1		-2
Québec	41	39	36	36		2		5
Montréal	201	207	219	214		-6		-18
Trois-Rivières	8	9	8	8		-1		0
Sherbrooke	6	6	7	7		0		-1
Ottawa-Hull	44	45	36	43		-1		8
Sudbury	10	10	9	8		0		1
Toronto	212	224	210	227		-12		2
Hamilton	31	32	40	35		-1		-9
St.Catharines-Niagara	18	17	21	22		1		-3
London	15	14	16	16		1		-1
Windsor	15	15	14	15		0		1
Kitchener-Waterloo	15	15	20	18		0		-5
Thunder Bay	8	7	7	7		1		1
Oshawa	16	18	12	17		-2		4
Winnipeg	42	43	36	39		-1		6
Regina	8	8	8	8		0		0
Saskatoon	9	9	10	9		0		-1
Calgary	41	41	41	43		0		0
Edmonton	44	46	48	48		-2		-4
Vancouver	91	91	84	86		0		7
Victoria	11	10	12	12		1		-1

*Unemployed: In thousands, three-month moving average
Source: Statistics Canada, LFS

UNEMPLOYED*
BY ECONOMIC REGION
(Unadjusted data)

Québec Economic Region				Average of last 12 months	Variation			Variation		
	Apr-94	Mar-94	Apr-93		Apr-94	/	Mar-94	Apr-94	/	Apr-93
Gaspésie/Iles-de-la-Madeleine	10	10	9	9						1
Bas-Saint-Laurent	16	15	14	14						2
Saguenay/Lac-Saint-Jean	18	17	23	18						-5
Québec/Chaudière-Appalaches	60	58	55	51						5
Mauricie/Bois-Francs	26	27	33	26						-7
Estrie	13	13	14	13						-1
Montérégie	65	70	89	81						-24
Montréal-Centre and Laval	145	149	153	141						-8
Laurentides	37	38	30	33						7
Lanaudière	26	27	25	19						1
Outaouais	20	20	18	18						2
Abitibi-Témiscamingue	9	9	9	10						0
Côte-Nord/Nord-du-Québec	7	7	9	7						-2
Province of Québec	453	459	479	440						-26

*Unemployed: in thousands, three-month moving average

Source: Statistics Canada, LFS

**UNEMPLOYMENT RATE
BY PROVINCE**
(Seasonally adjusted data)

Province	Apr-94	Mar-94	Apr-93	Average of last 12 months	Variation		Variation	
					Apr-94	/	Mar-94	Apr-94
Newfoundland	20.3	18.7	19.7	20.1	1.6		0.6	
Prince Edward Island	18.2	17.4	16.8	18.3	0.8		1.4	
Nova Scotia	13.8	13.4	14.4	14.6	0.4		-0.6	
New Brunswick	13.2	12.8	11.9	12.9	0.4		1.3	
Québec	12.6	11.7	13.4	12.8	0.9		-0.8	
Ontario	10.2	10.1	10.8	10.6	0.1		-0.6	
Manitoba	9.5	9.6	9.5	9.7	-0.1		0.0	
Saskatchewan	7.8	7.2	8.3	7.7	0.6		-0.5	
Alberta	8.8	8.9	10.1	9.3	-0.1		-1.3	
British Columbia	10.4	9.4	10.1	9.8	1.0		0.3	
Canada	11.0	10.6	11.4	11.2	0.4		-0.4	

In percentage
Source: Statistics Canada, LFS

UNEMPLOYMENT RATE*
BY METROPOLITAN AREA
(Seasonally adjusted data)

Metropolitan Area	Apr-94	Mar-94	Apr-93	Average of last 12 months	Variation		Variation	
					Apr-94	/	Mar-94	Apr-94
St-John's (Nfld)	13.0	12.3	14.6	13.3	0.7		-1.6	
Halifax	10.4	10.9	10.2	11.3	-0.5		0.2	
Saint John (NB)	12.5	12.0	10.4	10.8	0.5		2.1	
Chicoutimi-Jonquière	14.5	14.7	16.3	15.7	-0.2		-1.8	
Québec	11.8	11.4	11.3	11.1	0.4		0.5	
Montréal	12.6	13.0	13.7	13.5	-0.4		-1.1	
Trois-Rivières	13.4	14.6	13.7	13.7	-1.2		-0.3	
Sherbrooke	10.1	9.7	11.2	11.3	0.4		-1.1	
Ottawa-Hull	8.8	9.0	7.5	8.8	-0.2		1.3	
Sudbury	12.6	13.6	12.3	10.6	-1.0		0.3	
Toronto	10.8	11.4	10.6	11.4	-0.6		0.2	
Hamilton	9.1	9.1	12.4	10.6	0.0		-3.3	
St. Catharines-Niagara	11.1	10.8	13.4	13.6	0.3		-2.3	
London	8.0	7.4	8.2	8.3	0.6		-0.2	
Windsor	11.1	11.2	10.9	11.3	-0.1		0.2	
Kitchener-Waterloo	7.1	7.0	9.1	8.4	0.1		-2.0	
Thunder Bay	12.8	11.9	11.1	11.6	0.9		1.7	
Oshawa	12.4	13.7	9.1	13.0	-1.3		3.3	
Winnipeg	12.2	12.6	10.7	11.4	-0.4		1.5	
Regina	8.1	8.0	8.4	8.2	0.1		-0.3	
Saskatoon	9.5	9.8	11.0	9.5	-0.3		-1.5	
Calgary	9.9	10.0	10.3	10.5	-0.1		-0.4	
Edmonton	10.7	11.1	11.8	11.5	-0.4		-1.1	
Vancouver	9.8	9.9	9.3	9.5	-0.1		0.5	
Victoria	7.2	6.4	8.8	8.0	0.8		-1.6	

*Unemployment rate: In percentage, three-month moving average


Source: Statistics Canada, LFS

UNEMPLOYMENT RATE*
BY ECONOMIC REGION
(Unadjusted data)

Québec Economic Region	Apr-94	Mar-94	Apr-93	Average of last 12 months	Variation		Variation	
					Apr-94	/	Mar-94	Apr-94
Gaspésie/Iles-de-la-Madeleine	27.3	27.3	27.2	22.8		0.0		0.1
Bas-Saint-Laurent	17.6	16.9	17.6	15.5		0.7		0.0
Saguenay/Lac-Saint-Jean	15.2	14.8	17.5	14.7		0.4		-2.3
Québec/Chaudière-Appalaches	12.0	11.8	11.8	10.5		0.2		0.2
Mauricie/Bois-Francs	12.2	12.4	14.8	11.7		-0.2		-2.6
Estrie	10.3	10.3	11.5	10.4		0.0		-1.2
Montérégie	10.2	11.0	14.4	12.4		-0.8		-4.2
Montréal-Centre and Laval	14.7	15.1	14.9	13.9		-0.4		-0.2
Laurentides	16.6	17.1	14.3	14.8		-0.5		2.3
Lanaudière	15.3	15.8	14.7	11.4		-0.5		0.6
Outaouais	12.8	12.9	11.7	11.6		-0.1		1.1
Abitibi-Témiscamingue	13.7	13.7	13.1	14.3		0.0		0.6
Côte-Nord/Nord-du-Québec	14.3	13.8	17.2	14.3		0.5		-2.9
Province of Québec	13.4	13.7	14.3	12.9		-0.3		-0.9

*Unemployment rate: In percentage, three-month moving average
Source: Statistics Canada, LFS

ASSISTANCE TAILORED TO YOUR NEEDS



Alma

Rita Tremblay, Director
(418) 668-3084 / 1-800-463-9808

Drummondville

Rene Gelinas, Director
(819) 478-4664 / 1-800-567-1118

Hull

Guillaume Donati, Director
(819) 994-7412 / 1-800-561-4353

Laurentides, Montérégie and Outaouais regions

Rene Gelinas, Director
(514) 283-7834 / 1-800-263-4689

Montreal

Georges Henri Goulet, Director
(514) 283-7557 / 1-800-263-4689

Northern Québec

Jocelyne Duand, Director
(514) 283-5174 / 1-800-561-0633

Quebec City

Manney Langlois, Director
(418) 648-4826 / 1-800-463-8204

Rimouski

Christian Audet, Director
(418) 722-3282 / 1-800-463-9073

Sept Îles

Robert Audet, Director
(418) 968-3426 / 1-800-463-4707

Sherbrooke

Normand Bégin, Director
(819) 564-8904 / 1-800-567-6684

Trois-Rivières

Claude Fortin, Director
(819) 371-5182 / 1-800-567-8637

Val d'Or

Leo Couture, Director
(819) 825-5260 / 1-800-567-6454

Regional development calls for tools suited to the specifics of each region.

The Federal Office of Regional Development - Québec administers a range of programs and services designed to meet the needs of local businesses and organizations. They provide support for projects as:

- ┆ research and development;
 - ┆ tourism and industrial development.
- In the interests of better response to specific local needs, FORD-Q is represented in each region of Québec.
- The Federal Office of Regional Development - Québec: a true partner in the realization of your project.
- ┆ the establishment, expansion or modernization of a business;
 - ┆ the development, acquisition or integration of new technology;

Canada



Federal Office of
Regional Development
(Québec)

Bureau fédéral de
développement régional
(Québec)