




**SMALL
BUSINESS
ACCESS CENTER**

THE FORD Q

ECONOMIC UPDATE

Version française disponible

Editors: **Léonel Plasse
André Bernard**



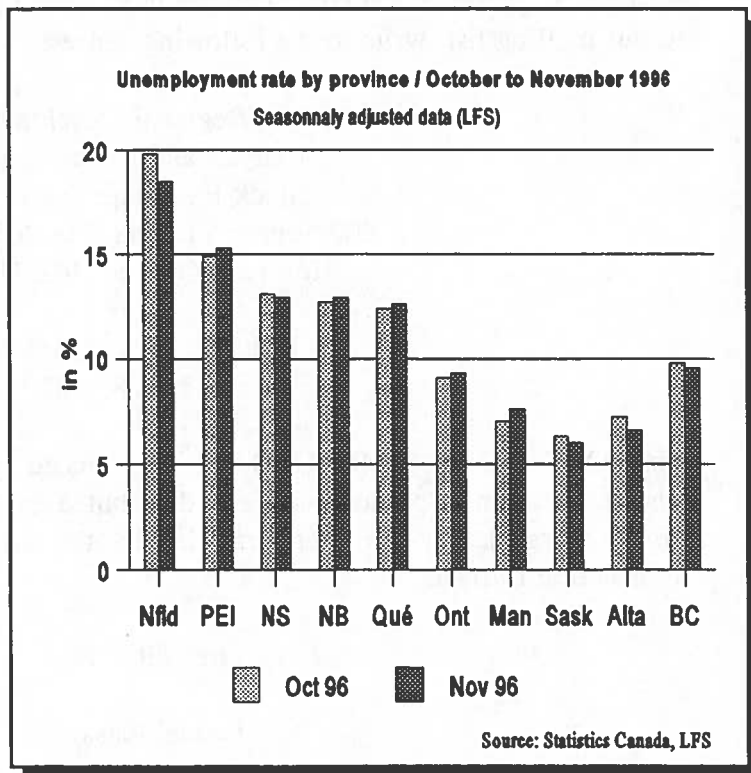
**Volume 8
Number 12
December 1996**

Employment growth still sluggish in Quebec

Quebec reported 8,000 more unemployed workers in November than in October. The increase pushed the province's unemployment rate in November up by 0.2 percentage points to 12.6%. In the meantime, 6,000 jobs were lost during the October-to-November 1996 reporting period, Quebec's third consecutive month of negative job creation. The province reported 14,000 fewer jobs compared with the same period a year earlier.

Across Canada, the unemployment rate remained unchanged at 10%. The 7,000 jobs created between October and November 1996 were largely offset by the entry of 6,000 unemployed workers into the labour market. It should be mentioned, however, that 204,000 jobs have been created in Canada since November 1995.

In the Greater Montreal area, the unemployment rate was 12.8% in November. This was the highest unemployment rate reported for the area since March 1995 and the fifth monthly increase in the past six months.



The FORD-Q ECONOMIC UPDATE is a monthly publication whose purpose is to inform readers about the most recent economic developments affecting Quebec and its regions.

The information in this monthly report is taken from dailies and weeklies, magazines and other publications on the Quebec economy. Most of the statistical data come from Statistics Canada.

Readers' suggestions and comments are most welcome. To have your name added to our mailing list, write to the following address:

Federal Office of Regional Development - Quebec
Analysis and Partnership
Stock Exchange Tower
800 Square Victoria, PO Box 247
Montreal, Quebec H4Z 1E8

Telephone: (514) 283-3066
Fax: (514) 283-8429

The FORD-Q ECONOMIC UPDATE is produced by Policy and Liaison Group. The publication is photocopied and distributed by the Canada Communication Group. Translation has been provided by the Secretary of State of Canada, Translation Bureau.

The editor is:

Léonel Plasse

Continued lacklustre economic growth in Quebec

Quebec posted a modest 0.5% increase (in constant dollars) in its gross domestic product at market value in the third quarter of 1996, compared with the previous quarter. Increased corporate profits together with higher net incomes for farmers were cited as some of the reasons for the increase in GDP despite the drop in employment and the lower earnings of salaried workers during the reporting period.

(Bureau de la Statistique du Québec, 20/12/96)

Declining family incomes

The Bureau de la Statistique du Québec recently published the findings of a survey of disposable-income levels in Quebec over the past 20 years. The survey revealed that the average disposable income of all family units in Quebec had decreased by 1.3% in constant dollars between 1973 and 1993. When amounts deducted for taxes were included in the data, however, it produced a 5.2% increase in family incomes. Increased transfer payments (+100%) were cited as the main reason for the increase. Income from private-sector sources fell by 4.2%.

(Bureau de la Statistique du Québec, 10/12/96)

Average length of unemployment periods is increasing

The average length of unemployment periods in Quebec has risen sharply. Between 1976 and 1995, the periods nearly doubled from 16.3 to 27.5 weeks. Although this trend has also been observed elsewhere in Canada, Quebec ranked second among Canadian provinces in terms of the length of time its unemployed workers spent looking for work.

(Bureau de la Statistique du Québec, 10/12/96)

Wholesale and retail sales are up

Between September and October 1996, wholesalers and retailers in Quebec posted higher sales. Quebec's 2.4% increase in retail sales was the fourth highest reported by the provinces. Ontario, where sales were down by 1.2%, was the only province to report a decrease.

On the wholesale side, Quebec posted a 4.1% increase in sales and inventories. It was the largest increase in Canada after Prince Edward Island and Nova Scotia.

(Statistics Canada, 19/12/96; 20/12/96)

Recovery in the construction industry

After foundering for several years, the construction market may be rebounding according to Canada Mortgage and Housing Corporation (CMHC) forecasts. It was predicted that construction starts in Quebec would increase by 10% between 1995 and 1996 and jump by a similar amount between 1996 and 1997. The rosy forecasts were based on higher sales of existing housing stock, higher levels of housing affordability and a turnaround in the economy.

(CMHC)

Caisse de Dépôt launches a finance company for exporters

Capital International CDPQ, a subsidiary of the Caisse de Dépôt et Placement du Québec, has launched a new finance company called Infradev International. The new company will provide financing for the infrastructure projects of about 50 exporting companies in Quebec. Infradev International, with a capital investment fund of \$20 million, will focus its efforts on export markets in Asia, Latin America and central Europe. (La Presse, 26/11/96)

Approaching millennium will create jobs

The massive date-conversion task involved in changing computers over to the year 2000 is expected to generate some 1,000 jobs for Quebec programmers over a three-year period. A consortium made up of IBM, CGI and Informission has just been set up to deal with this difficult problem. IBM has also chosen RECYC 2000 software developed by the Informission Group of Quebec City to carry out the date conversions. (La Presse, 12/12/96)

Major spinoffs for Quebec

The agreement reached between Atomic Energy of Canada Limited and China's National Nuclear Corporation to build two CANDU nuclear power stations is expected to generate major economic spinoffs for Quebec. The project will create an estimated 27,000 jobs, of which 8,000 will be in Quebec. (La Presse, 27/11/96)

REGIONAL REVIEW

ISLAND OF MONTREAL

	Nov 1996	Oct 1996	Sept 1996	Nov 1995	Month-Over-Month Change	Year-Over-Year Change
<i>Jobs</i>	744	760	770	759	-2.1	-2.0
<i>Unemployed</i>	131	126	126	105	4.0	24.8
<i>Labour force</i>	875	886	896	864	-1.2	1.3
<i>Unemployment rate</i>	14.9	14.2	14.0	12.2	4.9	22.1

Source: Statistics Canada, LFS
 In thousands; unemployment rates and changes in percentages
 Non-seasonally adjusted data, three-month moving average

IATA moving many of its strategic operations to Montreal

The International Air Transport Association (IATA) recently announced that it would move several of its strategic operations from Geneva to Montreal. The organization's clearinghouse, which handles cash settlements between 256 member airlines, will be moved to Montreal. Some 45 jobs will be added to the current 280. (La Presse, 16/12/96)

High-tech industries get a boost

Innovatech du Grand Montréal will invest \$8 million to assist high-tech firms in their development projects. The assistance will generate more than \$36 million in overall investment by these firms, which include Kunst Macchina, LMS Labor Management Systems, MiroTech Microsystems Inc, ALFT Inc, RTP Pharma, and Widecom Group. The new investment could create a hundred new jobs. (Le Journal de Montréal, 4/12/96)

More job losses at the banks

Three Canadian banks, Bank of Montreal, Toronto-Dominion Bank, and Royal Bank of Canada, are preparing to outsource their document-processing activities to a shared sub-contractor, Symcor Services. The move could lead to an estimated loss of 2,700 jobs across the country in three years. At least 200 jobs would be abolished in Montreal. (La Presse, 27/11/96)

110 Montreal jobs lost to Ontario

Maple Leaf Foods Inc has decided to close its distribution centre in St Laurent as of January 31, 1997 and centralize its distribution activities in Burlington, Ontario. About 110 workers will lose their jobs.
(Le Journal de Montréal, 6/12/96)

Kruger Inc will invest \$23 million at its St Henri plant

Kruger Inc will invest \$23 million at its St Henri plant, which specializes in the manufacture of corrugated cardboard, in order to modernize equipment and increase production capacity by 20%. About a 100 new jobs will be created.
(Le Journal de Montréal, 29/11/96)

More jobs heading out to Calgary

CP Inc has announced that more jobs will be transferred from Montreal to Calgary. This time, 110 management jobs, 91 of them unionized, will be moved to Alberta. The decision is part of the rail company's plan to centralize its operations at its new head office in Calgary.
(Le Devoir, 18/12/96)

More layoffs at Dominion Bridge

Additional layoffs at the Dominion Bridge plant in Lachine have brought the number of jobs abolished there since October 1996 to 100. The company, which used to employ some 1,200 workers, currently has fewer than 400. Management cited a decrease in unfilled orders as there as on for its decision.
(Le Soleil, 20/12/96)

Operations at Montreal International get under way

A new organization set up to promote the Montreal area internationally officially commenced operations in November. Montreal International will receive \$10 million in funding over a five-year period from the public and private sectors. The money will be used to finance international development projects.
(Canadian Banker, November/December 1996)

LaSalle SME lands lucrative contract

KBA Inc, a major Atlanta-based US manufacturer of audio-visual equipment, has awarded a subcontract to Les Industries Gapték Inc, an SME in LaSalle. Gapték will manufacture a minimum 100,000 units of MovieMax, an external surround-sound processor for the home-theatre market. The contract could create about 100 new jobs over a one-year period.

(La Presse, 27/11/96)

Caotech going back into production

The Caotech Inc tire-shredding plant in Pointe aux Trembles has a new owner. Développement Phénix 1995 Inc of Quebec City paid one dollar to become the new owner and assumed a share of the company's debts. A plant start-up plan has been drawn up to put the plant back into production in March 1997. Production will start initially with 50 workers. (La Presse, 23/11/96)

ABITIBI - TÉMISCAMINGUE

	Nov 1996	Oct 1996	Sept 1996	Nov 1995	Month-Over-Month Change	Year-Over-Year Change
<i>Jobs</i>	66	67	68	66	-1.5	0.0
<i>Unemployed</i>	9	9	8	7	0.0	28.6
<i>Labour force</i>	75	76	76	73	-1.3	2.7
<i>Unemployment rate</i>	11.6	11.3	11.0	9.5	2.7	22.1

Source: Statistics Canada, LFS

In thousands; unemployment rates and changes in percentages
Non-seasonally adjusted data, three-month moving average

Quebco awarded a contract in Croatia

Quebco Inc in Val d'Or has been awarded a major contract to build 32 houses to be shipped to Croatia. As a result of the \$2-million contract, the company's workforce will increase from 30 to 60 workers by February. This is the biggest agreement signed by Quebco since the company resumed production last summer. (L'Écho, 24/12/96)

LOWER ST LAWRENCE

	Nov 1996	Oct 1996	Sept 1996	Nov 1995	Month-Over-Month Change	Year-Over-Year Change
<i>Jobs</i>	83	85	86	82	-2.4	1.2
<i>Unemployed</i>	14	12	12	10	16.7	40.0
<i>Labour force</i>	97	97	98	92	0.0	5.4
<i>Unemployment rate</i>	14.1	12.2	12.6	10.5	15.6	34.3

Source: Statistics Canada, LFS
 In thousands; unemployment rates and changes in percentages
 Non-seasonally adjusted data, three-month moving average

Two major projects may come to Rivière du Loup

Tiomin Inc is seriously considering Rivière du Loup as the site for its iron-pellet manufacturing plant. The \$800-million project would create several hundred jobs. Other towns are competing for the project, however, and the company is still conducting a feasibility study. A deep-water port at Gros Cacouna is an asset in Rivière du Loup's favour. The National Energy Board's decision whether or not to lay a pipeline, which will carry large amounts of natural gas from reserves off Nova Scotia, along the Lower St Lawrence Valley will also be a determining factor in whether Rivière du Loup is chosen as the plant site. A decision is expected in early 1998.

If \$52 million in financing can be put together, Premier Tech Inc, a Rivière du Loup company specializing in peat-harvesting, may go ahead with its production-diversification project. Over a four-year period, 300 new jobs, 75 of them high-tech, would be created. Premier Tech already employs 210 people and exports 80% of its production.

(Le Soleil, 23/11/96; Le Journal de Québec, 23/11/96)

Canadelle Inc awaiting reply from Quebec City

A reply from Quebec City stating that the provincial government will invest in the company is all that is needed to allow Canadelle Inc, a specialized women's-lingerie manufacturer in Matane, to go back into production. The federal government has already announced it will grant over \$1.7 million in funding to help the plant resume production, thereby creating an estimated 230 direct jobs.

(Le Soleil, 12/12/96)

Major layoffs in health and social services

A plan to restructure the health and social services network in the Lower St Lawrence Region calls for the abolition of 650 full-time unionized positions, or 15% of the total unionized workforce. At the management level, 117 positions out of 405 will be abolished.

(Le Soleil, 20/12/96)

CHAUDIÈRE - APPALACHES

	Nov 1996	Oct 1996	Sept 1996	Nov 1995	Month-Over-Month Change	Year-Over-Year Change
<i>Jobs</i>	184	185	184	178	-0.5	3.4
<i>Unemployed</i>	11	11	11	12	0.0	-15.4
<i>Labour force</i>	195	196	195	191	-0.5	2.1
<i>Unemployment rate</i>	5.7	5.7	5.6	6.9	0.0	-17.4

Source: Statistics Canada, LFS

In thousands; unemployment rates and changes in percentages
Non-seasonally adjusted data, three-month moving average

Mazarin Inc to set up plant in Thetford Mines

The mining company Mazarin Inc has chosen Thetford Mines as the site for a new calcium aluminate plant that could open in summer 1997. The company will invest \$5 million. The company also looked at potential sites in Drummondville, Asbestos and East Broughton.

(Le Soleil, 12/12/96)

Ontario firm saves 30 jobs

An Ontario firm, CLN Industries, has purchased CN's La Rotombe railway shop in Charny. The closing of the shop was announced in June 1996, but the purchase will now allow operations to resume in January, possibly saving about 30 jobs.

(Le Soleil, 12/12/96)

Quebec government refuses to grant funding for the time being

A project to overhaul the Bell Mine in Thetford Mines has been stalled following the Quebec government's statement that it cannot fund the project, as submitted. About 350 workers are still waiting for the Quebec government and LAB Chrysotile Inc to reach an agreement.

(Le Soleil, 23/12/96)

Additional funding for mineralogy and mining museum

The federal Canadian Heritage Department will grant \$110,000 in funding to cover part of the permanent exhibition costs of the Musée Minéralogique et Minier in Thetford Mines. The museum, currently under construction, will require an investment of \$2.1 million and is expected to open in June 1997. The exhibition will showcase minerals representative of the geology of the Appalachian Mountains and objects of interest from the mining industry.

(Le Soleil, 23/12/96)

NORTH SHORE / NORTHERN QUEBEC

	Nov 1996	Oct 1996	Sept 1996	Nov 1995	Month-Over-Month Change	Year-Over-Year Change
<i>Jobs</i>	53	55	55	60	-3.6	-11.7
<i>Unemployed</i>	9	9	9	8	0.0	12.5
<i>Labour force</i>	62	64	64	68	-3.1	-8.8
<i>Unemployment rate</i>	15.3	14.5	14.3	12.1	5.5	26.4

Source: Statistics Canada, LFS

In thousands; unemployment rates and changes in percentages
Non-seasonally adjusted data, three-month moving average

Port Cartier to be the site of two major projects

Vogue Resources will build a new silicon-metal manufacturing plant in Port Cartier rather than Sept-Îles, one of the alternative sites. Production is expected to begin in spring 1999 and create about 100 new jobs. Some 250 workers will also be hired to build the new facility.

Groupe Uniforêt plans to invest \$40 million to improve production quality and expand operations at its forest-products manufacturing complex in Port Cartier. About 20 jobs will be created at the plant.
(Le Soleil, 10/12/96; 19/12/96)

Donohue Inc investing \$10 million at Baie Comeau

Donohue Inc, a subsidiary of Québecor, will invest \$10 million over the next few months at its newsprint plant in Baie Comeau. The investment will be used to modernize two of the company's machines and improve production methods.
(Le Journal de Québec, 24/12/96)

EASTERN TOWNSHIPS

	<i>Nov 1996</i>	<i>Oct 1996</i>	<i>Sept 1996</i>	<i>Nov 1995</i>	<i>Month-Over-Month Change</i>	<i>Year-Over-Year Change</i>
<i>Jobs</i>	125	125	125	128	0.0	-2.3
<i>Unemployed</i>	12	12	13	15	0.0	-20.0
<i>Labour force</i>	137	137	138	143	0.0	-4.2
<i>Unemployment rate</i>	8.8	9.0	9.3	10.3	-2.2	-14.6

Source: Statistics Canada, LFS

In thousands; unemployment rates and changes in percentages

Non-seasonally adjusted data, three-month moving average

Layoffs at Beloit Canada blamed on economic conditions

Beloit Canada Inc, a pulp and paper company located on Courcellette Street in Sherbrooke, has laid off 50 of its 212 workers. Cancellation of a major contract in China appears to be the main reason for the decision. However, company management said the layoffs were temporary for economic reasons and hoped to call the employees back to work as soon as possible.

(La Tribune, 5/12/96)

New partnership in Eastern Townships

An association of 18 economic development partners in Memphremagog recently set up a new organization called Vision Emploi Memphrémagog. Its chief mandate will be to identify the region's human resource needs, draw up an employment development strategy and provide support for projects deemed to have potential.

(La Tribune, 12/12/96)

GASPÉ - MAGDALEN ISLANDS

	Nov 1996	Oct 1996	Sept 1996	Nov 1995	Month-Over-Month Change	Year-Over-Year Change
<i>Jobs</i>	33	35	37	32	-5.7	3.1
<i>Unemployed</i>	7	7	6	7	0.0	0.0
<i>Labour force</i>	40	42	43	39	-4.8	2.6
<i>Unemployment rate</i>	17.8	16.0	14.5	18.2	11.3	-2.2

Source: Statistics Canada, LFS
 In thousands; unemployment rates and changes in percentages
 Non-seasonally adjusted data, three-month moving average

Caisse de Dépôt investing in Port Daniel

Capital d'Amérique, a subsidiary of the Caisse de Dépôt et Placement du Québec, recently announced its intention to invest \$2.5 million in the Cimbec Canada project to build a cement plant in Port Daniel. Capital d'Amérique also stated that it was interested in a possible 30% share of the financing of the new cement plant. The \$310-million project is expected to create about 100 new jobs. The project's promoters have not yet completed the financial arrangements that would officially kick off the project. (Le Soleil, 24/12/96)

Reopening of Newport plant

Operations at the Newport plant may resume since an agreement was reached between the Société des Produits Marins de Newport seafood-products corporation and the Quebec Department of Agriculture, Fisheries and Food. The plant employed more than 265 people when bankruptcy forced it to close in 1993. (Le Soleil, 24/12/96)

Bioparc to open a year later

The Bioparc de la Gaspésie, a \$3.2-million tourism complex in Bonaventure, will open in spring 1998, a year later than planned. The promoters made the decision after finding that initial deadlines could not be met. (Le Soleil, 23/12/96)

Gaspésia plant may be modernized

Abitibi-Price Inc is currently considering carrying out extensive modernization work at its Gaspésia paper-manufacturing plant in Chandler. The work may require an investment of \$140 million. However, the project is only in the planning stages and a schedule has not yet been drawn up.

(Construction, 15/11/96)

LANAUDIÈRE

	Nov 1996	Oct 1996	Sept 1996	Nov 1995	Month-Over-Month Change	Year-Over-Year Change
<i>Jobs</i>	183	183	180	172	0.0	6.4
<i>Unemployed</i>	22	22	25	20	0.0	10.0
<i>Labour force</i>	205	205	205	192	0.0	6.8
<i>Unemployment rate</i>	10.7	10.9	12.2	10.3	-1.8	3.9

Source: Statistics Canada, LFS
 In thousands; unemployment rates and changes in percentages
 Non-seasonally adjusted data, three-month moving average

Major municipal projects in Repentigny

The city of Repentigny recently awarded close to \$3 million in contracts to various firms in Repentigny, Laval and Brossard to carry out major reconstruction work on its water-main and sewer system. The contracts were awarded in September 1996 after a call for tenders was held earlier in the year.

(Constructo, 4/12/96)

LAURENTIANS

	Nov 1996	Oct 1996	Sept 1996	Nov 1995	Month-Over-Month Change	Year-Over-Year Change
<i>Jobs</i>	206	209	211	209	-1.4	-1.4
<i>Unemployed</i>	28	26	24	24	7.7	16.7
<i>Labour force</i>	234	235	235	233	-0.4	0.4
<i>Unemployment rate</i>	12.1	10.9	10.2	10.3	11.0	17.5

Source: Statistics Canada, LFS

In thousands; unemployment rates and changes in percentages

Non-seasonally adjusted data, three-month moving average

Reopening of Kenworth plant

After months of negotiations between the federal and provincial governments, the FTQ Solidarity Fund, and US-based Paccar Inc, it now seems certain that the Kenworth plant in St Thérèse will reopen in late 1997 or early 1998. When the plant reopens, 325 workers will be hired back initially. The number could rise to 600 depending on the demand for trucks. Before it closed, the Kenworth plant employed 800 workers.

(Le Journal de Montréal, La Presse, Le Devoir, 21/12/96)

LAVAL

	Nov 1996	Oct 1996	Sept 1996	Nov 1995	Month-Over-Month Change	Year-Over-Year Change
<i>Jobs</i>	162	160	157	165	1.3	-1.8
<i>Unemployed</i>	15	14	25	14	7.1	7.1
<i>Labour force</i>	177	174	182	179	1.7	-1.1
<i>Unemployment rate</i>	8.6	8.3	9.4	8.0	3.6	7.5

Source: Statistics Canada, LFS

In thousands; unemployment rates and changes in percentages

Non-seasonally adjusted data, three-month moving average

\$9-million investment in biotechnology

To speed up its growth, Quantum Biotechnologie Inc in Laval has announced it will invest \$9 million, part of it contributed by investors such as Biocapital Inc and Innovatech du Grand Montréal. The company's workforce, currently ten employees, could triple in size within a year.

(La Presse, 4/12/96)

MAURICIE - BOIS FRANCS

	Nov 1996	Oct 1996	Sept 1996	Nov 1995	Month-Over-Month Change	Year-Over-Year Change
<i>Jobs</i>	201	204	206	202	-1.5	-0.5
<i>Unemployed</i>	29	26	24	22	11.5	31.8
<i>Labour force</i>	230	230	230	224	0.0	2.7
<i>Unemployment rate</i>	12.5	11.2	10.5	9.6	11.6	30.2

Source: Statistics Canada, LFS

In thousands; unemployment rates and changes in percentages

Non-seasonally adjusted data, three-month moving average

Cité de l'Énergie will open in June

Construction work is making good progress at the Cité de l'Énergie, a vast tourism complex in Shawinigan. The \$28-million complex, expected to open around June 21, 1997, will explain how forest resources were harvested and water harnessed as an energy source in early 20th-century Shawinigan, a time when the region was a leading industrial centre.

(Le Journal de Montréal, 24/12/96)

Extension of Hôpital Saint-Joseph

A project to extend one of the wings of the St Joseph general hospital in Trois Rivières in order to house the hospital's radiotherapy centre is currently being studied. The work requiring an investment of \$17 million would begin in early 1998.

(Constructo, 11/11/96)

MONTÉRÉGIE

	Nov 1996	Oct 1996	Sept 1996	Nov 1995	Month-Over-Month Change	Year-Over-Year Change
<i>Jobs</i>	621	632	640	628	-1.7	-1.1
<i>Unemployed</i>	70	70	70	62	0.0	12.9
<i>Labour force</i>	691	702	710	690	-1.6	0.1
<i>Unemployment rate</i>	10.2	10.0	9.8	9.0	2.0	13.3

Source: Statistics Canada, LFS

In thousands; unemployment rates and changes in percentages
Non-seasonally adjusted data, three-month moving average

Sammi-Atlas to sell its plant in Tracy

Scarcely a month after signing a new collective agreement with its employees, the management of Atlas Stainless Steel Inc in Tracy has announced its intention to sell the plant. Although the Tracy plant is operating at full capacity, the decision was based on the disappointing performance of Sammi-Atlas Inc, the parent company located in Korea. (La Presse, 20/12/96)

\$215-million project in Longueuil

The City of Longueuil has launched a \$215-million project to build a recreation and tourism centre on the banks of the St Lawrence River near the Jacques Cartier Bridge. The centre, which would compliment existing facilities in the City of Montreal, will include an aquarium, an IMAX theatre and a serviced beach along the river. (Le Journal de Montréal, 25/11/96)

Cinema complex in St Bruno

Cineplex Odeon is considering building a cinema complex in St Bruno de Montarville, near the Promenades Saint-Bruno shopping centre. An investment of approximately \$35 million would be required. Construction dates have not been decided. (Constructo, 19/11/96)

OUTAOUAIS

	Nov 1996	Oct 1996	Sept 1996	Nov 1995	Month-Over-Month Change	Year-Over-Year Change
<i>Jobs</i>	150	153	154	147	-2.0	2.0
<i>Unemployed</i>	19	19	20	16	-2.0	18.8
<i>Labour force</i>	169	172	174	163	-1.7	3.7
<i>Unemployment rate</i>	11.2	11.1	11.3	9.7	0.9	15.5

Source: Statistics Canada, LFS

In thousands; unemployment rates and changes in percentages

Non-seasonally adjusted data, three-month moving average

More and more high-tech firms coming to the Outaouais region

Attracted by the research and development tax incentives offered to businesses by the Quebec Government, more and more specialized high-tech firms are leaving the Ottawa suburbs, especially Kanata and Nepean, which have a high concentration of these firms, and moving to the Hull and Aylmer areas. In just over a year, companies such as Lavista Corporation, Touch Communications, ServiceWare Corporation, and more recently, Televitesse Systems, have crossed the Ottawa River and set up in Quebec. The moves have brought over 100 specialized jobs to the Outaouais Region. The computer-software firm ShowbaseMedia decided recently to move to the Hull area, thereby creating about 20 jobs in Quebec. (The Globe and Mail, 30/11/96)

Large-scale highway construction projects

The Outaouais Region's highway infrastructure could be extensively upgraded according to a plan made public by the Quebec Department of Transportation. Improvements will be made to the existing highway infrastructure and the east-west route linking the Outaouais and Montreal regions will be made more efficient. In all, \$111 million could be invested in the projects by the year 2003. The money would be used to widen the Alonzo Wright Bridge and La Vérendrye Boulevard (between Highway 50 and Route 307) as well as carry out repairs along the McDonnell-Laramée Road and Aylmer Road. The large-scale plan can only be implemented if the government agrees to allocate the funds required by the department. (Constructo, 15/11/96)

QUEBEC CITY

	<i>Nov 1996</i>	<i>Oct 1996</i>	<i>Sept 1996</i>	<i>Nov 1995</i>	<i>Month-Over-Month Change</i>	<i>Year-Over-Year Change</i>
<i>Jobs</i>	285	290	296	288	-1.7	-1.0
<i>Unemployed</i>	42	43	42	32	-2.3	31.3
<i>Labour force</i>	327	333	338	320	-1.8	2.2
<i>Unemployment rate</i>	12.9	12.8	12.5	10.0	0.8	29.0

Source: Statistics Canada, LFS

In thousands; unemployment rates and changes in percentages

Non-seasonally adjusted data, three-month moving average

St Lawrence Cement plant closing

The St Lawrence Cement plant in Beauport is preparing to close in June 1997. In November, about 40 of the plant's 140 employees lost their jobs. Depressed cement markets have forced the company to close the Beauport plant and keep only the Joliette plant in operation. Production will be centred in Joliette from now on.

(Le Journal de Québec, 17/12/96)

Innovatech to set up a new fund

The Innovatech Québec/Chaudière/Appalaches corporation will set up a new \$3-million fund to promote partnerships between the scientific community and businesses and commercial applications for scientific discoveries. It is estimated that the new fund could generate up to 300 jobs over the next three years.

(Le Soleil, 15/12/96)

SAGUENAY / LAC ST JEAN

	Nov 1996	Oct 1996	Sept 1996	Nov 1995	Month-Over-Month Change	Year-Over-Year Change
<i>Jobs</i>	111	113	116	113	-1.8	-1.8
<i>Unemployed</i>	19	18	18	19	5.6	0.0
<i>Labour force</i>	130	131	134	132	-0.8	-1.5
<i>Unemployment rate</i>	14.5	13.9	13.5	14.3	4.3	1.4

Source: Statistics Canada, LFS

In thousands; unemployment rates and changes in percentages

Non-seasonally adjusted data, three-month moving average

Scieries du Lac-Saint-Jean sawmill to close

Les Scieries de Lac-Saint-Jean Inc in Métabetchouan has announced it will shut down its operation for an indefinite period. In all, about 75 plant workers and loggers will be thrown out of work. The new quota-distribution system for lumber exports to the United States was cited by company management as one of the reasons for its decision. (Le Quotidien, 13/12/96)

Small power station to be built on the Mistassibi River

The company Hydro-Innu is planning to build a small \$14-million hydroelectric power station on the Mistassibi River near Villeneuve Island. The project would begin sometime in spring 1997.

(Constructo, 27/11/96)

DONNÉES SUR LE MARCHÉ DU TRAVAIL PAR PROVINCE

(Données désaisonnalisées)

Provinces	Emploi						Taux de chômage							
	nov. 96	oct. 96	nov. 95	Variation		Variation		nov. 96	oct. 96	nov. 95	Variation		Variation	
				nov. 96	/ oct. 96	nov. 96	/ nov. 95				nov. 96	/ oct. 96	nov. 96	/ nov. 95
Terre-Neuve	190	190	196	0		-6		18.5	19.8	15.9	-1.3		2.6	
Ile-du-Prince-Édouard	59	60	61	-1		-2		15.3	14.9	12.3	0.4		3.0	
Nouvelle-Écosse	384	384	390	0		-6		12.9	13.1	11.2	-0.2		1.7	
Nouveau-Brunswick	310	310	309	0		1		12.9	12.7	11.0	0.2		1.9	
Québec	3,193	3,199	3,207	-6		-14		12.6	12.4	11.1	0.2		1.5	
Ontario	5,347	5,352	5,252	-5		95		9.3	9.1	8.4	0.2		0.9	
Manitoba	532	531	514	1		18		7.6	7.0	7.9	0.6		-0.3	
Saskatchewan	458	463	459	-5		-1		6.0	6.3	7.1	-0.3		-1.1	
Alberta	1,426	1,416	1,378	10		48		6.6	7.2	7.9	-0.6		-1.3	
Colombie-Britannique	1,829	1,818	1,757	11		72		9.5	9.8	9.4	-0.3		0.1	
Canada	13,725	13,718	13,521	7		204		10.0	10.0	9.4	0.0		0.6	
Provinces	Chômeurs						Rapport emploi/population							
	nov. 96	oct. 96	nov. 95	Variation		Variation		nov. 96	oct. 96	nov. 95	Variation		Variation	
				nov. 96	/ oct. 96	nov. 96	/ nov. 95				nov. 96	/ oct. 96	nov. 96	/ nov. 95
Terre-Neuve	43	47	37	-4		6		42.1	42.0	43.2	0.1		-1.1	
Ile-du-Prince-Édouard	11	10	9	1		2		55.4	56.0	57.5	-0.6		-2.1	
Nouvelle-Écosse	57	58	49	-1		8		52.0	52.1	53.1	-0.1		-1.1	
Nouveau-Brunswick	46	45	38	1		8		51.6	51.6	51.6	0.0		0.0	
Québec	461	453	399	8		62		54.2	54.3	55.1	-0.1		-0.9	
Ontario	546	535	479	11		67		60.1	60.2	59.9	-0.1		0.2	
Manitoba	44	40	44	4		0		62.0	62.0	60.4	0.0		1.6	
Saskatchewan	29	31	35	-2		-6		60.6	61.3	61.1	-0.7		-0.5	
Alberta	100	110	119	-10		-19		67.1	66.8	66.3	0.3		0.8	
Colombie-Britannique	191	197	183	-6		8		59.8	59.6	59.1	0.2		0.7	
Canada	1,532	1,526	1,403	6		129		58.5	58.5	58.4	0.0		0.1	

Emploi en milliers et taux de chômage en pourcentage

Source: Statistique Canada, EPA

Préparé par Léonel Plasse, Analyse et partenariat

DONNÉES SUR LE MARCHÉ DU TRAVAIL PAR RÉGION MÉTROPOLITAINE

(Données désaisonnalisées, moyennes mobiles de trois mois)

Régions métropolitaines	Emploi						Taux de chômage							
	nov. 96	oct. 96	nov. 95	Variation		Variation		nov. 96	oct. 96	nov. 95	Variation		Variation	
				nov. 96	oct. 96	nov. 96	nov. 95				nov. 96	oct. 96	nov. 96	nov. 95
Halifax	170	170	168	0		2		8.8	8.6	7.9	0.2		0.9	
Chicoutimi-Jonquière	65	65	61	0		4		15.1	14.6	15.2	0.5		-0.1	
Québec	319	321	322	-2		-3		11.8	11.8	9.6	0.0		2.2	
Montréal	1,542	1,546	1,547	-4		-5		12.8	12.4	11.0	0.4		1.8	
Trois-Rivières	61	61	62	0		-1		13.3	12.3	10.8	1.0		2.5	
Sherbrooke	66	67	68	-1		-2		10.7	10.7	10.6	0.0		0.1	
Ottawa-Hull	538	543	505	-5		33		8.1	7.5	9.3	0.6		-1.2	
Toronto	2,176	2,162	2,143	14		33		9.1	9.1	7.9	0.0		1.2	
Winnipeg	346	346	343	0		3		8.2	7.8	8.2	0.4		0.0	
Calgary	452	452	429	0		23		7.1	7.0	8.1	0.1		-1.0	
Vancouver	929	929	917	0		12		9.2	8.9	8.3	0.3		0.9	
Régions métropolitaines	Chômeurs						Rapport emploi/population							
	nov. 96	oct. 96	nov. 95	Variation		Variation		nov. 96	oct. 96	nov. 95	Variation		Variation	
				nov. 96	oct. 96	nov. 96	nov. 95				nov. 96	oct. 96	nov. 96	nov. 95
Halifax	16	16	14	0		2		62.7	62.5	62.5	0.2		0.2	
Chicoutimi-Jonquière	12	11	11	1		1		48.4	48.9	46.6	-0.5		1.8	
Québec	43	43	34	0		9		55.5	55.9	56.7	-0.4		-1.2	
Montréal	226	220	191	6		35		55.6	55.8	56.4	-0.2		-0.8	
Trois-Rivières	9	9	8	0		1		51.9	51.8	52.6	0.1		-0.7	
Sherbrooke	8	8	8	0		0		54.5	55.0	57.1	-0.5		-2.6	
Ottawa-Hull	47	44	51	3		-4		62.8	63.4	59.9	-0.6		2.9	
Toronto	217	216	184	1		33		61.5	61.2	61.8	0.3		-0.3	
Winnipeg	31	29	31	2		0		61.6	61.5	61.5	0.1		0.1	
Calgary	35	34	38	1		-3		68.3	68.4	66.6	-0.1		1.7	
Vancouver	95	91	83	4		12		60.7	60.8	61.6	-0.1		-0.9	

Emploi en milliers et taux de chômage en pourcentage

Source: Statistique Canada, EPA

Préparé par Léonel Plasse, Analyse et partenariat

DONNÉES SUR LE MARCHÉ DU TRAVAIL PAR RÉGION ADMINISTRATIVE

(Données non désaisonnalisées, moyennes mobiles de trois mois)

Régions administratives	Emploi						Taux de chômage							
	nov. 96	oct. 96	nov. 95	Variation		Variation		nov. 96	oct. 96	nov. 95	Variation		Variation	
				nov. 96	oct. 96	nov. 96	nov. 95				nov. 96	oct. 96	nov. 96	nov. 95
Gaspésie/I.-de-la-Mad.	33	35	32	-2		1		17.8	16.0	18.2	1.8		-0.4	
Bas-Saint-Laurent	83	85	82	-2		1		14.1	12.2	10.5	1.9		3.6	
Québec	285	290	288	-5		-3		12.9	12.8	10.0	0.1		2.9	
Chaudière-Appalaches	184	185	178	-1		6		5.7	5.7	6.9	0.0		-1.2	
Estrie	125	125	128	0		-3		8.8	9.0	10.3	-0.2		-1.5	
Montérégie	621	632	628	-11		-7		10.2	10.0	9.0	0.2		1.2	
Montréal	744	760	759	-16		-15		14.9	14.2	12.2	0.7		2.7	
Laval	162	160	165	2		-3		8.6	8.3	8.0	0.3		0.6	
Lanaudière	183	183	172	0		11		10.7	10.9	10.3	-0.2		0.4	
Laurentides	206	209	209	-3		-3		12.1	10.9	10.3	1.2		1.8	
Outaouais	150	153	147	-3		3		11.2	11.1	9.7	0.1		1.5	
Abitibi-Témiscamingue	66	67	66	-1		0		11.6	11.3	9.5	0.3		2.1	
Mauricie/Bois-Francs	201	204	202	-3		-1		12.5	11.2	9.6	1.3		2.9	
Saguenay/Lac-St-Jean	111	113	113	-2		-2		14.5	13.9	14.3	0.6		0.2	
Côte-Nord/N.-du-Québec	53	55	60	-2		-7		15.3	14.5	12.1	0.8		3.2	
Province de Québec	3,206	3,256	3,229	-50		-23		12.0	11.5	10.4	0.5		1.6	
Régions administratives	Chômeurs						Rapport emploi/population							
	nov. 96	oct. 96	nov. 95	Variation		Variation		nov. 96	oct. 96	nov. 95	Variation		Variation	
				nov. 96	oct. 96	nov. 96	nov. 95				nov. 96	oct. 96	nov. 96	nov. 95
Gaspésie/I.-de-la-Mad.	7	7	7	0		0		39.2	41.4	38.0	-2.2		1.2	
Bas-Saint-Laurent	14	12	10	2		4		50.4	51.8	50.5	-1.4		-0.1	
Québec	42	43	32	-1		10		52.6	53.7	53.7	-1.1		-1.1	
Chaudière-Appalaches	11	11	13	0		-2		60.5	60.7	59.4	-0.2		1.1	
Estrie	12	12	15	0		-3		56.2	56.2	58.0	0.0		-1.8	
Montérégie	70	70	62	0		8		59.4	60.6	61.1	-1.2		-1.7	
Montréal	131	126	105	5		26		50.3	51.4	51.4	-1.1		-1.1	
Laval	15	14	14	1		1		59.0	58.1	61.0	0.9		-2.0	
Lanaudière	22	22	20	0		2		58.7	58.9	56.7	-0.2		2.0	
Laurentides	28	26	24	2		4		57.7	58.6	60.2	-0.9		-2.5	
Outaouais	19	19	16	0		3		58.4	59.4	58.3	-1.0		0.1	
Abitibi-Témiscamingue	9	9	7	0		2		54.1	55.4	54.6	-1.3		-0.5	
Mauricie/Bois-Francs	29	26	22	3		7		51.8	52.6	52.6	-0.8		-0.8	
Saguenay/Lac-St-Jean	19	18	19	1		0		48.0	48.9	49.3	-0.9		-1.3	
Côte-Nord/N.-du-Québec	9	9	8	0		1		50.4	52.3	57.5	-1.9		-7.1	
Province de Québec	437	424	374	13		63		54.5	55.3	55.5	-0.8		-1.0	

Emploi et chômeurs en milliers, taux de chômage et rapport emploi/population en pourcentage

Source: Statistique Canada, EPA

Préparé par Léonel Plasse, Analyse et partenariat

DONNÉES SUR LE MARCHÉ DU TRAVAIL EMPLOI À TEMPS PLEIN, TEMPS PARTIEL ET PAR SECTEUR

(Données non désaisonnalisées)

Provinces	Emploi à plein temps						Emploi à temps partiel							
	nov. 96	oct. 96	nov. 95	Variation		Variation		nov. 96	oct. 96	nov. 95	Variation		Variation	
				nov. 96	oct. 96	nov. 96	nov. 95				nov. 96	oct. 96	nov. 96	nov. 95
Terre-Neuve	156	162	160	-6		-4		31	29	32	2		-1	
Ile-du-Prince-Édouard	47	51	48	-4		-1		10	11	11	-1		-1	
Nouvelle-Écosse	304	310	309	-6		-5		81	79	79	2		2	
Nouveau-Brunswick	251	261	254	-10		-3		55	55	51	0		4	
Québec	2,580	2,643	2,621	-63		-41		582	568	560	14		22	
Ontario	4,298	4,299	4,251	-1		47		1,067	1,064	1,016	3		51	
Manitoba	406	421	402	-15		4		125	117	111	8		14	
Saskatchewan	357	371	347	-14		10		95	97	107	-2		-12	
Alberta	1,144	1,166	1,087	-22		57		278	258	289	20		-11	
Colombie-Britannique	1,423	1,465	1,379	-42		44		388	363	364	25		24	
Canada	10,967	11,148	10,857	-181		110		2,712	2,641	2,621	71		91	


Secteurs	Emploi par secteur au Québec						
	nov. 96	oct. 96	nov. 95	Variation		Variation	
				nov. 96	oct. 96	nov. 96	nov. 95
Agriculture	82	89	58	-7		24	
Autres sect. primaire	39	44	45	-5		-6	
Secteur manufacturier	592	607	565	-15		27	
Construction	136	143	159	-7		-23	
Transp., comm. serv. pub.	209	219	252	-10		-43	
Commerce	551	550	552	1		-1	
Finances, ass. et immeubles	174	179	195	-5		-21	
Services	1,174	1,183	1,167	-9		7	
Administration publique	206	197	188	9		18	
Ensemble des secteurs	3,163	3,210	3,181	-47		-18	

Emploi en milliers
Source: Statistique Canada, EPA

Préparé par Léonel Plasse, Analyse et partenariat

ADVISORS

→ SERVING SMALL
BUSINESSES



SMALL
BUSINESS
ACCESS CENTER

ACCESS
to information

ACCESS
to business networks

ACCESS
to financial support
