Fisheries and Oceans Canada | Pêches et Océans Canada
Ecosystems and Oceans Science | Sciences des écosystèmes et des océans

ᑲᓇᑕᒥ ᖃᐅᔨᓴᓂᖏᑦ ᐅᖃᐅᔨᔪᒋᐊᓂᖏᑦ ᑎᑎᕋᐊᖅᓯᒪᓂ
ᑯᐸᐃᓗ ᓄᓇᓕᖅᖃᕋᐊᓂ ᖃᐅᔨᓴᖅᑕᓂᕆᓂᖏᑦ 2026/028

ᑐᑭᓯᑎᐊᕐᑏᑦ ᓇᓗᓇᐃᖅᓯᒪᔨᓄᑦ ᖃᓄᐃᓕᓐᓂᑲᓐᓂᑦ ᖃᓄᐃᓕᓐᓂᖅᑕᐅᔪᑦ ᑲᓇᑕᒥ ᓇᓕᓐᓂᒃᓴᓂ ᑕᓯᐅᔨᖅᔪᐊᓂ ᐊᒻᒪ ᖃᑭᖅᑕᓗᙵ ᓄᓇᕗᑦᓗ ᐃᑭᕋᓐᓂᒃᓴᓂ

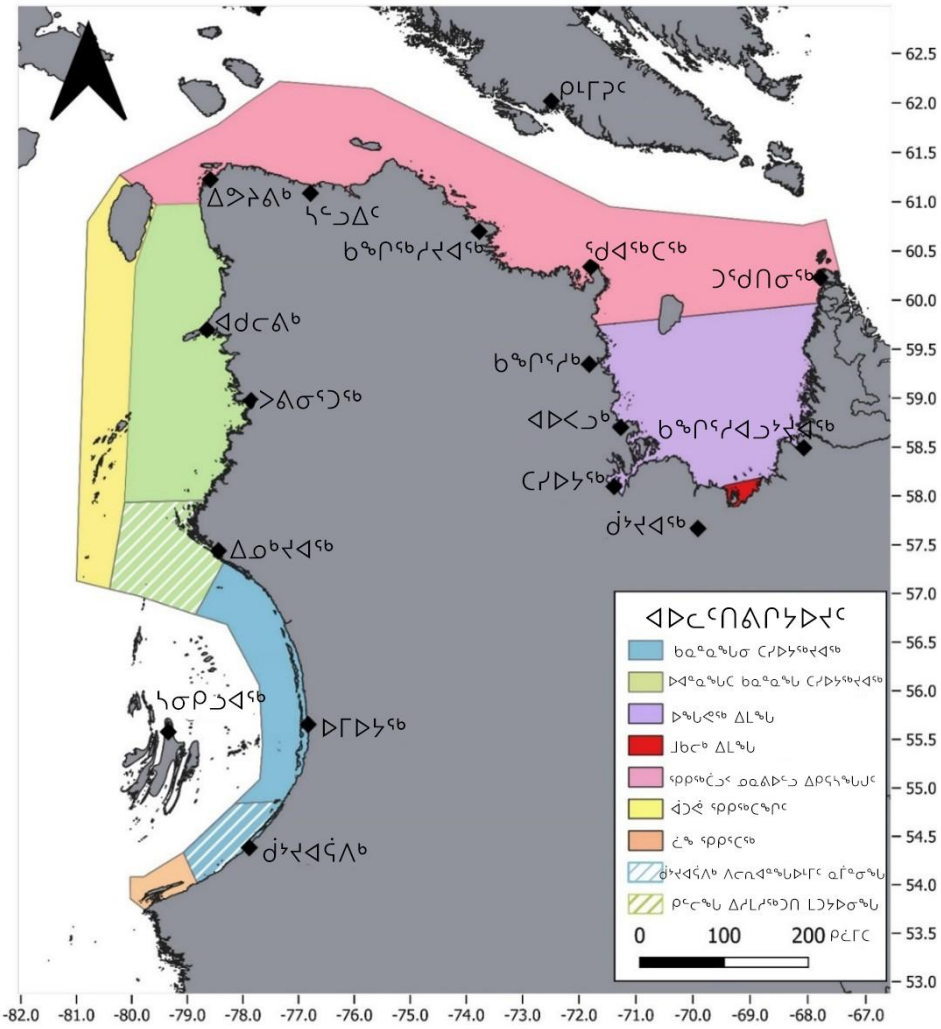
ᐃᓗᓕᓐᓂᑦ

ᑲᓇᑕᒥ, ᖃᓄᐃᓕᐃᑦ ᐊᐅᓚᑕᐅᔪᑦ ᐊᑐᐊᒃᓯᒪᓐᓂᒃᓴ ᓴᖅᑭᖅᑎᑕᐅᔪᓂᑦ ᐃᓕᓴᖅᓯᑕᐅᔪᓂᑦ ᐊᐅᔾᔨᔪᑦ ᑲᑎᖃᑦᑕᕐᓂᖏᓐᓂᑦ ᐊᑕᐅᓯᒪᔪᓄᓇᓕᒥ ᑕᑯᓴᐃᐅᑎᑎᓴᒥᑦ ᓴᓇᖏᔨᕈᑦ ᐅᑎᖅᑕᖃᖅᑕᖅᑐᓂᑦ ᖃᓄᐃᓕᓐᓂᖅ (Sergeant 1973, Finley et al. 1982; Richard et al. 1990). ᐱᓪᓚᓯᔪᒍᑕᐅᔪᑦ ᖃᓄᐃᓕᐃᑦ ᐊᐅᔾᔨᔪᑯᑦ ᑲᑎᒪᓂᖅᖃᖅᑕᖅᑐᑦ ᑕᓯᐅᔨᖅᔪᐊᒥᑦ ᐊᒻᒪ ᓯᖏᓂᖓᑎᐅᓂᑦ, ᐊᑐᖅᑕᐅᔪᑦ ᓇᓗᓇᐃᖅᓯᔨᑎᑎᐅᔾᔨᓗᑎ ᐊᐅᓚᑕᐅᓂᖏᓐᓂᒃᓴᓂᑦ ᖃᓄᐃᓕᓐᓂᐃᑦ: ᓴᓂᐹᓗᐊᖅ–ᑲᓇᓐᓇᖅᓯᒪᓂ ᑕᓯᐅᔨᖅᔪᐊᖅ (BEL-EHB), ᐱᓪᓚᓇᓐᓇᖅᓯᒪᓂ ᑕᓯᐅᔨᖅᔪᐊᖅ (WHB), ᐊᒻᒪ ᓯᖏᓂᖓᑎᐅᑦ (JAM) ᖃᓄᐃᓕᓐᓂᐃᑦ. WHB (ᐱᓪᓚᓇᓐᓇᖅᓯᒪᓂ ᑕᓯᐅᔨᖅᔪᐊᖅ) ᐊᒻᒪ JAM (ᓯᖏᓂᖓᑎᐅᑦ) ᖃᓄᐃᓕᓐᓂᑦ ᑭᙵᓕᕆᓂᖅᐸᒋ ᒥᓴᐃᓕᑕᐅᓕᐅᖅᑐᑦ 54,500 (DFO 2018) ᐊᒻᒪ 16,000 (DFO 2025) ᖃᓄᐃᓕᓐᓂᐃᑦ, ᑐᖓᓕᓂᓱᓂᖓᑎᒍᑦ, ᐊᒻᒪ ᖃᐅᔨᔪᖅᑕᐅᓯᒪᔪᓂ ᐊᑦᑕᓇᖅᑐᒋᓐᓇᑎᑎᒃ (COSEWIC 2020). ᐊᐳᔨᑦᓯᓂᓂᖓᓂᑦ ᐊᐳᔨᑎᑎᓂᖅᙵᐊᖅᑐᑎᑦ, BEL-EHB (ᓴᓂᐹᓗᐊᖅ–ᑲᓇᓐᓇᖅᓯᒪᓂ ᑕᓯᐅᔨᖅᔪᐊᖅ) ᖃᓄᐃᓕᓐᓂᑦ ᑭᙵᓕᕆᓂᖅᐸᒋ ᒥᓴᐃᓕᑕᐅᓕᐅᖅᑐᑦ 2,200 ᖃᓄᐃᓕᓐᓂᐃᑦ ᐊᒻᒪ ᐊᑎᓕᓂᓴᓕᐊᔪᑦ (DFO 2024). ᑭᙵᓕᕆᓂᖅᐸᒋ COSEWIC ᖃᐅᔨᔪᖅᑕᐅᓯᒪᔪᓂ ᑕᑯᓴᐃᐅᑎᑎᓴᒥᑦ ᓇᓗᓇᐃᖅᑕᐅᓯᒪᓂᑦ BEL (ᓴᓂᐹᓗᐊᖅ) ᐊᒥᓱᓂᖓᑦ ᐊᒻᒪ ᓄᑖᙵᓪᓚᕆᔪᑦ ᖃᓄᐃᓕᓐᓂᑦ ᖃᐅᔨᔪᖅᑕᐅᓯᒪᓂᖓᑦ ᓴᖅᑭᑎᑎᓂᒪᓕᐅᖅᑐᑦ ᐊᑎᓕᓕᒫᑦᑐᑎᑦ BEL-EHB (ᓴᓂᐹᓗᐊᖅ–ᑲᓇᓐᓇᖅᓯᒪᓂ ᑕᓯᐅᔨᖅᔪᐊᖅ) ᖃᓄᐃᓕᓐᓂᑦ. EHB (ᑲᓇᓐᓇᖅᓯᒪᓂ ᑕᓯᐅᔨᖅᔪᐊᖅ) ᐊᒥᓱᓂᖓᑦ ᖃᐅᔨᔪᖅᑕᐅᓯᒪᓕᓚᑦ ᐊᑎᑕᓇᖅᑐᒋᓕᖅᑐᑎ (COSEWIC 2020).

ᖃᓄᐃᓕᓐᓂᐃᑦ ᓄᓇᕗᑦᑎ ᐊᐅᓚᑕᐅᔪᑦ ᐊᐅᓚᑎᓯᓂᔪᑦ ᐸᑦᓇᐅᑎᑦᓯᒥᑦ ᑕᑦᓇᔭᖅᑐᑦ 1, 2021-ᒥᑦ ᓴᓐᓄᐊᖅ 31, 2027-ᔪᑦ. ᐃᓐᓇᐅᔨᒥᑦ ᐊᐅᓚᑎᓂᓂᔪᑦ ᐊᑐᖅᑕᐅᔨᔪᓄᓇᕗᑦᑎᒥᑦ ᐱᖓᓱᓂᑦ ᐅᑎᕐᓂᑦ ᐱᔾᐅᔪᓐᓇᑎᑎᑦᑕᐅᔨᔪᑦ (TAT) ᐅᔭᓄᓂ 20 ᖃᓄᐃᓕᓐᓂᐃᑦ ᑲᓇᑕᒥ ᐃᓚᖓᓂᖅᖃᖅᑕᐅᓯᒪᓂᑦ, ᐊᒻᒪ ᔭᑕᖏᑦᑕᑐᑦ ᑭᓪᓕᖏᓂᑕᐅᔨᔪᑦ (NQL) ᖃᓄᐃᓕᓐᓂᖅᑕᐅᓯᒪᔪᓂ ᐊᓯᐊᓂ ᐃᓚᐊᓂ ᓄᓇᕗᑦᑎᒥᑦ ᐃᒪᓐᓇᖅᑐᒥ ᐊᑐᐊᒃᓴᓂᖓᓂᑦ ᖃᓄᐃᓕᓐᓂᖅᑕᐅᓯᒪᓂᖓᑦ (NMR). ᑕᐅᔭᐊ ᐊᐅᓚᑎᓂᓯᒪᓂᑦ ᐊᑐᐊᒃᑕᐅᔨᔪᑦ ᑐᑦᓯᓂᖏᖅᑐᑦ ᓴᖅᔪᑎᑕᐅᓚᓂ ᐊᖅᔪᓇᔭᓂᓯᒪᓂᑦ ᑐᑦᓯᖅᑐᓂᑦ ᐱᐅᑕᖏᓂᖅᓴᓂᑦ WHB (ᐱᓪᓚᓇᓐᓇᖅᓯᒪᓂ ᑕᓯᐅᔨᖅᔪᐊᖅ) ᐊᒻᒪ JAM (ᓯᖏᓂᖓᑎᐅᑦ) ᖃᓄᐃᓕᓐᓂᑦ ᐊᒻᒪ ᐅᔭᓇᓂᐅᔨᓴᖅᑐᓂᒃᓴᖅ ᒥᑦᑐᖅᑐᓂᖅ BEL-EHB (ᓴᓂᐹᓗᐊᖅ–ᑲᓇᓐᓇᖅᓯᒪᓂ ᑕᓯᐅᔨᖅᔪᐊᖅ) ᖃᓄᐃᓕᓐᓂᑦ.

ᓇᓗᓇᐃᖅᓯᒪᔨᓄᑦ ᐊᐅᓚᑎᓂᓯᒪᓂᑦ ᐊᑐᖅᑕᐅᔨᔪᑦ ᐃᓐᓇᐅᔨᔪᒥᑦ ᐸᑦᓇᐅᓪᓚᑦ ᐊᓯᔾᔨᖅᓯᒪᔨᔪᑦ 2021–ᒥᓂᐅᔨᓴᒪᓂᑦ. ᐅᑭᐅᖅᑯᑦ ᒪᑐᐊᓂᖅᓴᒪᓂ ᖃᑭᖅᑕᓗᙵ ᓄᓇᕗᑦᑎᒥᑦ ᐊᑯᓂᖓᓂᑐᓂ ᑎᓯᐱᓇ 1 ᐊᒻᒪ ᓴᓐᓄᐊᖅ 31 ᐋᖅᑕᐅᓚᐅᖅᑐᖅ ᐅᑐᐱᓇ 2022. ᐃᓚᒋᐊᖅᓗᔪ, ᐅᐊᓇᖅᓴᒪᓂ ᑭᓪᓕᖅᓴᒪᓂ ᑕᓯᐅᔨᖅᔪᐊᖅ (ᐊᑕᓂ ᑲᑎᓗᒋᑦ ᐱᔾᐅᔪᓐᓇᑎᑎᑕᐅᔨᔪᑦ) ᓄᑕᑕᐅᓚᐅᖅᑐᖅ ᓂᒋᖓᓐᓄᑦ ᓄᓇᕗᒻᒥᓂᖅ ᐃᓄᐃᔨᐊᖅ ᐅᑐᐱᓇ 2024, ᑐᓴᒪᓕᕆᓪᓚᓂᑦ ᓄᓇᕗᓪᓚᔪᑦ ᖃᐅᔨᓴᓕᒃᐅᔨᔪᑦ ᐅᓇᓱᒋᑎᓚᐅᖅᑐᑦ ᐃᓕᓴᕆᐊᓂᖅ BEL-EHB (ᓴᓂᐹᓗᐊᖅ–ᑲᓇᓐᓇᖅᓯᒪᓂ ᑕᓯᐅᔨᖅᔪᐊᖅ) ᖃᓄᐃᓕᓐᓂᑦ. ᑕᐃᓚᐃᓕᓂᖅᓯᒪᓂᖅ, ᐃᓄᐃᔨᐊᖅ ᐊᓐᓇ ᓇᒡᓕᓂᓚᖅᑕᒪᓐ ᐅᑎᕐᓂᓚᓇᓐᓇᖅᓯᒪᓂ ᑲᓇᑕᒥ ᖃᓄᐃᓕᓐᓂᖅᖃᖅᑕᖅᑐᑦ (ᐊᑕᓂᐅᖅᑯᑦᑕᖅ ᑲᑎᓗᒋᑦ ᐱᔾᐅᔪᓐᓇᑎᑎᑕᐅᔨᔪᑦ) ᐊᒻᒪ ᐃᓄᐃᔨᐊᖅ ᐃᓕᓴᕆᐊᓂᖅ BEL-EHB (ᓴᓂᐹᓗᐊᖅ–ᑲᓇᓐᓇᖅᓯᒪᓂ ᑕᓯᐅᔨᖅᔪᐊᖅ) ᖃᓄᐃᓕᓐᓂᑦ ᐊᑐᖅᑕᐅᔨᔪᑦ (ᐊᑕᓂᐅᖅᑯᑦᑕᖅ ᑲᑎᓗᒋᑦ ᐱᔾᐅᔪᓐᓇᑎᑎᑕᐅᔨᔪᑦ ᐊᒻᒪ ᐃᓄᐃᔨᐊᖅ ᐃᓕᓴᕆᐊᓂᖅ BEL-EHB ᐊᑐᖅᑕᐅᔨᔪᑦ) ᐊᒻᒪ ᐃᓄᐃᔨᐊᖅ ᐃᓕᓴᕆᐊᓂᖅ ᐊᑐᖅᑕᐅᔨᔪᑦ (ᐊᑕᓂᐅᖅᑯᑦᑕᖅ ᑲᑎᓗᒋᑦ ᐱᔾᐅᔪᓐᓇᑎᑎᑕᐅᔨᔪᑦ ᐊᒻᒪ ᐃᓄᐃᔨᐊᖅ ᐃᓕᓴᕆᐊᓂᖅ BEL-EHB ᐊᑐᖅᑕᐅᔨᔪᑦ) ᐊᒻᒪ ᐃᓄᐃᔨᐊᖅ ᐃᓕᓴᕆᐊᓂᖅ ᐊᑐᖅᑕᐅᔨᔪᑦ (ᐊᑕᓂᐅᖅᑯᑦᑕᖅ ᑲᑎᓗᒋᑦ ᐱᔾᐅᔪᓐᓇᑎᑎᑕᐅᔨᔪᑦ ᐊᒻᒪ ᐃᓄᐃᔨᐊᖅ ᐃᓕᓴᕆᐊᓂᖅ WHB ᐊᑐᖅᑕᐅᔨᔪᑦ) ᐊᒻᒪ ᐃᓄᐃᔨᐊᖅ ᐃᓕᓴᕆᐊᓂᖅ JAM ᐊᑐᖅᑕᐅᔨᔪᑦ) ᖃᓄᐃᓕᓐᓂᑦ ᐊᒻᒪ ᐃᓄᐃᔨᐊᖅ ᐃᓕᓴᕆᐊᓂᖅ BEL-EHB ᐊᑐᖅᑕᐅᔨᔪᑦ) ᖃᓄᐃᓕᓐᓂᑦ ᐊᒻᒪ ᐃᓄᐃᔨᐊᖅ ᐃᓕᓴᕆᐊᓂᖅ

(ᓴᓂᑭᓗᐊᖅ–ᑲᓇᐅᓇᒪᓂ ᑕᓯᐅᔨᖅᔪᐊᖅ) ᖃᓪᓗᓈᑎᑦᑕ ᐱᔪᐊᑎᑦᓗᒍ ᖃᓄᖅᓴᑯᓂᒪ ᖃᓪᓗᓈᐃᑦ ᐅᑎᖅᑕᕐᓂᖅᑎᓄᑦ ᓄᓇᖃᖅ ᐃᒪᐅᐸᑦ ᑭᓯᐅᔨᓪᓗ ᐃᑭᕿᓱᒪᓂ ᑭᓄᖅᑕᐅᓂᖅ.



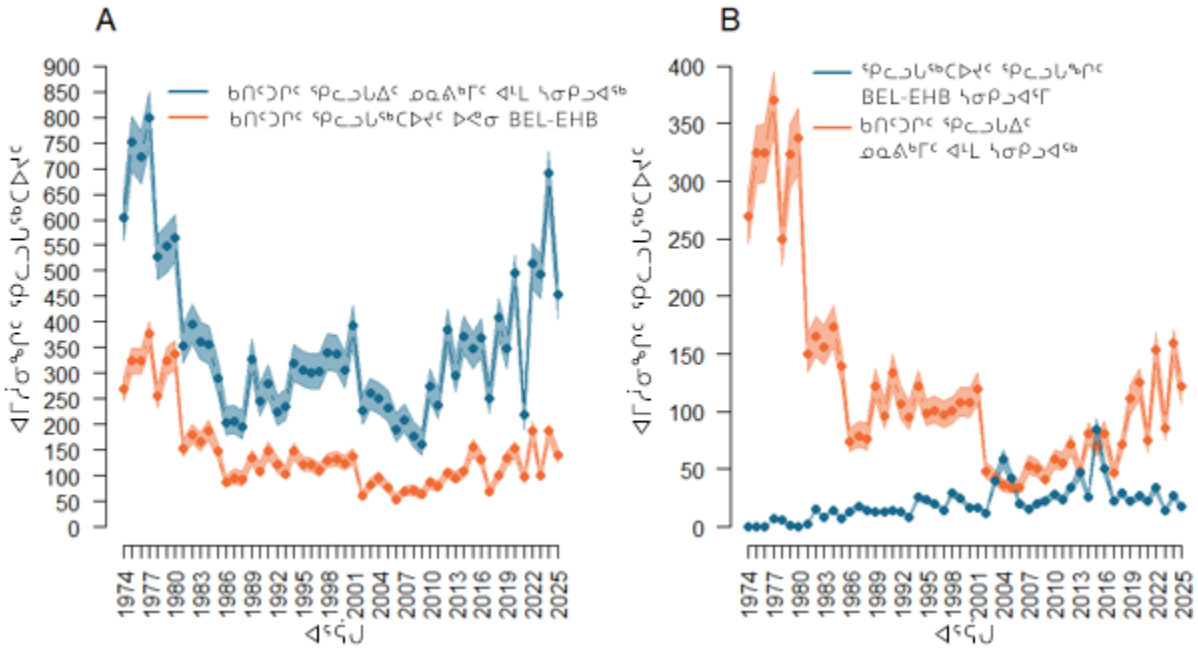
*ᐊᑦᓴ ᖃᐅᔨᐊᖅ 1. ᓄᓇ ᐅᔨᐊᖅ ᓄᓇᕗᑦᓂᓪᓕ (ᖃᓄᖅᑕᖅ ᑕᐃᒪᓕᓴ) ᐊᒻᒪ ᐊᐅᓚᓕᑕᐅᔪᓂ ᓄᓇᓕᒃᑎᑦ, ᑯᐸᐃᑦ, ᑲᓇᕐᓂᖅ. ᑭᓵᓕᒐᓗ ᐃᓱᒪ ᖃᓄᖅᑕᖅᑕᑐᒃᑐᓂᖅ ᒪᑐᐅᓂᖅᓴᓂ, ᐃᓚᒋᑕᐊᓖᑦᓚᓚᐅᕐᖅᑕᖅᓂᒃ ᑲᓇᐃᔨᖅᑕᐅᓂᖅ ᐊᐅᓚᓕᑕᐅᔪᓂᖅ ᐃᓚᒋᑕᐊᓖᑦᓚᓚᐅᕐᖅᑕᖅᓂᒃ ᐊᐅᓚᓕᑕᐅᔪ

3. ᓇᓗᓇᐃᔅᓗᑎᑦ ᖃᓪᓗᓂᒪᐃᑦ ᖃᓄᐃᓕᕐᓂᖏᑦ ᖃᓪᓗᓂᖅᑕᐅᔪᓂᑦ ᐃᓄᐦᔪᐊᒥᑦ ᐃᓱᒪᖅᓯᖅᑐᑎ ᐊᐅᐸᐦᑯᓂ ᒪᑐᐃᑦᑐᖅᑎᓂᒃ ᓇᒧᐊᖅᑐᓂᒃ ᐅᐱᕕᖅᓯᒪᔪᓂᒃ.

ᖃᐅᔨᓴᓯᖅᑎᓂᐅᑦ ᑭᐅᔾᔨᕐᓂᒃ ᐊᑦᖢᑭᑕᐅᓪᓚᐅᑦᑐᖅ ᐅᓯᓇᖅᓱᒃ ᑲᓇᑕᒥ ᖃᐅᔨᓴᓯᐊᖅᑎᑦ ᐅᖃᐅᔨᔪᓕᐊᑎᑦ ᐊᐅᓪᓚᕆᐊᖅᓱᓂᒃ (CSAS) ᐱᓕᕆᐊᓱᓴᐅᓂᖓᓄᒃ ᑭᓱᓪᑕᐃᓂᐅᓕᒻᒥᓪ ᑐᓴᐅᒪᔭᕐᓂᐱᒋᐊᖅ ᐃᓕᓴᐅᓂᑦ ᐊᐅᓪᓚᕆᐊᖅᓱᓂᒃ ᐱᓕᕆᐊᓱᓴᐅᓪᓚᐅᑦᑐᖅᑕᒥᑦ ᐃᓄᓕᒫᓂᑦ ᓇᓪᓕᐊᑦᑎᓂᑎᓯᒪᓕᕐᓗᑎᑦ ᐱᓕᕆᐊᓱᓴᐅᓪᓚᐅᑦᑐᖅᑕᒥᑦ ᐃᓄᐦᔪᐊᒥᑦ ᐅᒃᑐᓂᒃ (NMRWB) ᐅᖃᐅᔨᖃᓕᓐᓄᑦ ᐊᔨᔪᑦᑕᐅᑐᐃᓐᓇᕆᐊᖃᖅᖢᓂᓕᒫᓂᒃ ᐊᐅᓪᓚᐅᑦᑐᖅᓂᕐᑕ ᐱᓕᕆᐊᓱᓴᐅᓪᓚᐅᑦᑐᖅᑕᒥᑦ ᐊᐅᓪᓚᐅᑦᑐᖅᑕᐅᔪᓂᑦ ᐱᓕᕆᐊᓱᓴᐅᓪᓚᐅᑦᑐᖅᑕᐅᔪᓂᑦ ᐃᓄᐦᔪᐊᒥᑦ ᓄᓇᖃᖅ ᖃᐅᔨᓴᓯᐊᖅᑎᑦ ᑭᐅᔾᔨᕐᓂᒃ ᐊᐅᓪᓚᕆᐊᖅᑐᖅᑕᒥᑦ ᐱᓕᕆᐊᓱᓴᐅᓪᓚᐅᑦᑐᖅᑕᐅᔪᓂᑦ ᓄᓇᖃᖅ ᐃᓄᐦᔪᐊᒥᑦ ᐊ

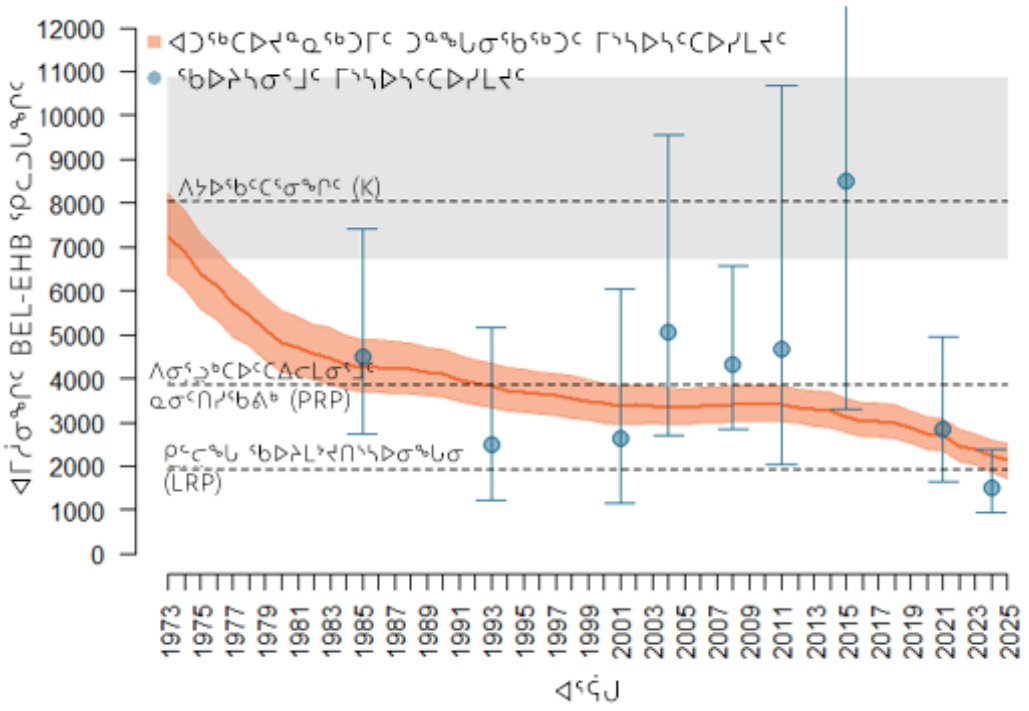
Lawson et al. 2006; Hammill et al. 2023), ᐊᒻᒪᓗᓂ ᑲᓛᓂᓗᓂᑦ ᐊᓕᓂᐊᓗᓂᑦ ᐅᒪᒃᓂᐊᑭᑎᑎᐅᓕᖅᓗᓂᑦ ᐊᖏᓇᓂᑦᑕᐅᓂᖅᑎᓂ ᑭᓚᓪᓕᑎᑦᓂᓂᒪᓕᒪᓕᑦ ᐃᓕᖅᑲᓇᓕᐅᑕᒥᑎᑐᑦᓯᖅᑎᑦ, ᓂᓪᓕᐅᓪᓗ ᐊᓂᔨᐸᓪᓕᖅᓂᖅᓱᓪᓗ ᐊᒻᒪᓗᓂ ᐅᒪᓕᐊᑐᓂᐅᓕᕆᓂᖅᓱᓪᓗ. 2001–ᒥ, ᐱᕆᑦᓴᐅᓕᑦ ᖃᐅᔨᓴᑦᑕᐅᑎᓪᓗᓂᑦ ᒥᓴᐅᓴᓂᓂᓕᓴᒪᓕᒪᓕᑦ ᖃᑭᓚᓪᓕᑦᑕᐅᖃᑦᓯᓂᑦ ᒥᑭᓕᐊᓪᓗᑦᑕᐅᓂᖅᓱᓪᓗᑦ, BEL-EHB (ᓴᓂᑭᓗᐊᖅ–ᑲᓇᓪᓇᓂᓂ ᑕᓂᐅᓴᖅᓴᐊᖅ) ᐱᕆᑦᓴᐅᓂᑦᑕᓂᑦ ᓄᖓᑕᐅᑎᓴᒪᓕᒪᓕᑦ ᐃᓗᐊᓂ ᒪᑦᑭᓂ ᑎᑭᓕᓂᑦ ᐱᖓᓂᓂᑦ ᖃᓄᐅᕙᖅᓱᓪᓗᑦ ᐊᑦᕋᔪᐃᐸᑦ (Bourdages et al. 2002). ᑭᖓᓕᓵᕆᑦᑐᑦ ᐊᓂᓂᐊᓗᓂᑦ ᐊᐅᓪᓚᐅᑎᓂᓂᐊᓂᓂᑦ ᑕᒪᑦᑯᐊ ᐊᒻᓂᑯᓪᓗᓂᑦ ᒪᓪᑕᐅᑦᑎᐊᓂᓂᑦ ᖃᐅᔨᓴᑦᑕᐅᓂᖅᓱᓪᓗᑦ ᖃᐅᔨᓴᑦᑕᐅᓕᕆᓂᖅᓱᓪᓗᑦ (Lesage et al. 2001) ᓂᐲᐅᓪᓕᑎᑎᓂᓂᒪᓕᒪᓕᑦ ᐱᐊᐅᔪᓱᓕᑐᑦᑐᓂᖅᓱᓪᓗᑦ.

ᐃᓱᓗ ᐊᐅᓪᓚᕆᑎᓂᒥᓗᑦ ᐱᓪᓚᐊᓘᑦᓴᐅᔪᒪᔨᑦ ᐅᑯᓇᖏᑦᑕ EHB (ᑲᓇᓱᓗᖏᓂ ᑕᓂᐅᔨᖅᓴᔨᐊᖅ) ᖃᑯᖅᑕᑦ ᖃᓚᓪᓚᕆᐊᕐᑦ ᐱᐊᓴᖅᓴᐅᓂᑦᑕᐅᓚᓂᓂᐊᓂᒪᓕᒪᓕᑦ ᑎᐅᐅᒪᐃᐊᓱᓂᑯᑦ ᐅᓴᓂᐅᓪᓚᐅᑎᓪᓗᓂᑦ ᐅᓴᓂᑕᓂᓪᓚᐅᑎᓪᓗᓂᑦ 3,400 ᖃᑯᖅᑕᑦ ᖃᓚᓪᓚᐊᕐᑦ ᑭᖓᔪᖏᓂᔪᑦ ᑕᓪᓕᓪᒪᑦ ᐊᑦᑯᔪᐊᕐᑦ 50%-ᖃᓂᓵᓂᒃᑲᓪᓗᓂᑦ ᐅᓴᓇᓵᓂᓵᓂᑦ ᐅᓇᓂᓵᓂᓵᓂᑦ ᑕᐃᒪᐃᐅᓇᓂᓕᕆᓪᓗᓂᑦ ᑕᐃᒪᐃᐅᔨᓇᓕᕆᓪᓗᓂᑦ ᑕᐃᒪᐃᐅᔨᓇᓕᕆᓪᓗᓂᑦ 3,400 ᐅᓇᓂᓵᓂᖅᓇᓂ ᑕᐃᒪᐃᐅᔨᓇᓕᕆᓪᓗᓂᑦ



*ᐊᑦᓯᖏᐊᖅ 2. ᐱᖁᓂᖅ ᐊᑦᓴᒍᓐᓄᓂᓂᖅᓂᑦ A–Γ) ᐅᓄᓂᓂᖅᓂᑦ ᖃᑯᑦᑕᑦ ᖃᓄᐃᓕᖅᑕᐅᔪᑦ ᐅᑎᕐᓗᑦᑕᒥ ᐊᒻᒪᓗ BEL-EHB (ᓴᓂᐹᑦᑲᓂᖅᓱᒪᓂᖅ ᑎᒥᖁᔨᓂᖅᑐᑦ) ᐱᖁᓂᖅᓂᑦ ᐃᓄᐃᑦ ᖃᓄᐃᓕᖅᑕᐅᔪᑦ BEL-EHB (ᓴᓂᐹᑦᑲᓂᖅᓱᒪᓂᖅ ᑎᒥᖁᔨᓂᖅᑐᑦ) ᖃᑯᑦᑕᑦ ᖃᓄᐃᓕᖅᑕᐅᔪᑦ ᓄᓇᖃᒥ ᐊᒻᒪᓗ ᓴᓂᐹᑦᑲᓪᓚᑦ. ᖃᐅᔨᓴᓕᔪᓐᓇᖅᑐᑎᑕᐅᔪᓂᒃ (A–Γ) ᓄᑦᓗᓕᐊᓚᓕᔪᓂ ᑭᓴᓐᓂᑐᐃᓚᑦᑕ ᐅᖃᐅᓯᕕᓂᖅᓯᒪᔭᓂᒃ, ᐃᒪᓕᓴᐅᓕᖅᓂᑦ ᖃᐅᔨᓴᓕᔪᓐᓇᖅᑐᑎᑕᐅᔪᓂᒃ (B–Γ), ᓄᑦᓗᓕᐊᓚᓕᔪᓂ ᑕᑯᓴᐃᓐᓇᑐᐃᓚᑦᑕ ᐅᖃᐅᓯᕕᓂᖅᓯᒪᔭᓂᒃ ᖃᓄᐃᓕᖅᑕᐅᔪᓂᒃ ᐅᓄᓴᓂᑕᐅᔪᐊᔪᓐᓃᑦ ᓇᓪᓕᖅᑐᓂᒃᑯᑦ ᐊᒻᒪᓗ ᐊᐃᓐᑐᓴᐅᓂᖅᓯᒪᔭᓂᒃ ᐃᓕᓴᕐᓂᐊᕐᓗᒍ ᐱᐃᓐᓇᖅᑐᓂᒃ ᐊᑦᑕᐅᓯᒪᔭᓂᒃ. ᑕᒪᓐᓇᐅᔨᒪᔪᓂᒃ ᐊᑦᑕᐅᓯᒪᔭᓂᒃ ᐊᑦᑕᐅᓯᒪᔭᓂᒃ ᐅᓄᓴᓂᑕᐅᔪᐊᔪᓐᓃᑦ ᐱᐃᓐᓇᖅᑐᓂᒃᑯᑦ ᐊᐃᓐᑐᓴᐅᓂᖅᓯᒪᔭᓂᒃ ᐊᑦᑕᐅᓯᒪᔭᓂᒃ ᐅᓄᓴᓂᑕᐅᔪᐊᔪᓐᓃᑦ ᐃᓕᓴᕐᓂᐊᕐᓗᒍ ᐱᐃᓐᓇᖅᑐᓂᒃᑯᑦ ᐊᐃᓐᑐᓴᐅᓂᖅᓯᒪᔭᓂᒃ ᐊᑦᑕᐅᓯᒪᔭᓂᒃ ᐅᓄᓴᓂᑕᐅᔪᐊᔪᓐᓃ

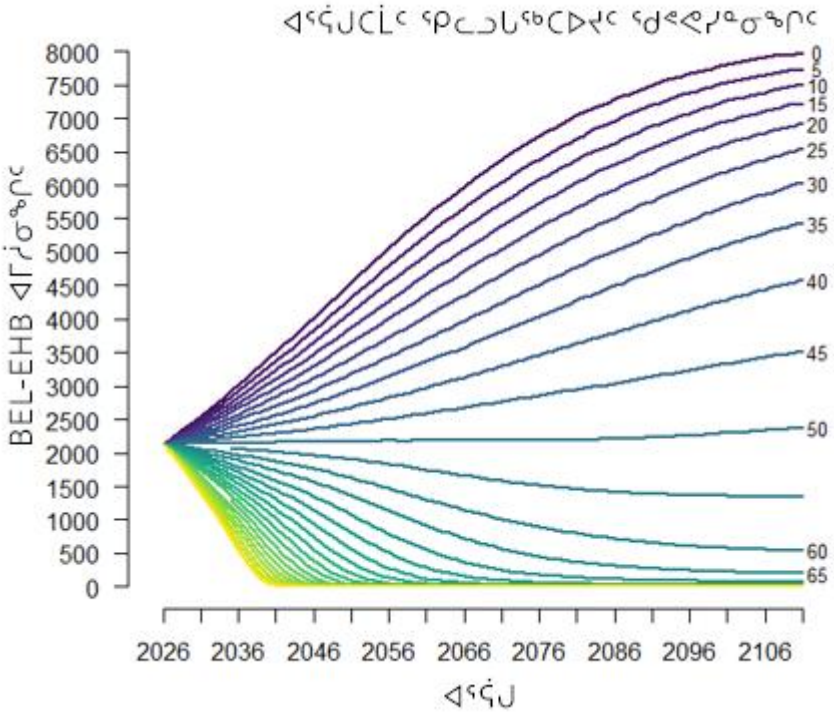
*ᑎᑎᕋᖅᓯᒪᔪᑦ 1. ᐅᖃᐅᑎᕆᔨᐅᓯᒪᔪᑦ ᖃᓪᓗᓂᑕᐅᓯᒪᔪᑦ ᖃᐅᔨᓴᓂᐅᒃ ᑎᓴᒪᓂ ᐊᐅᓪᓚᕆᔨᐅᔪᓂ ᓄᓇᖃᓗᐊᖓᓂ, ᓄᓇᕗᑦ (SAN) 2025–ᒥ. ᐃᓕᓴᓇᑎᒃ ᑭᖑᓪᓗᐊᓪᓚᒥᑦ ᐅᓄᓂᓂᒪᓕᒃ ᖃᐅᔨᓴᓂᒃ ᐃᓕᓴᓇᓂᒪᓕᒃ ᐊᒪᓂᓂᑦ ᐱᓚᕕᔪᓂᑦ ᖃᐅᔨᓴᓂᒃ ᐃᓕᓴᓇᓂᒪᓕᒃ ᐱᓚᕕᔪᓂᑦ ᐱᓚᕕᔪᓂᒃ. ARC (ᓴᖑᖓᓂᖅ) ᑭᖑᓪᓗᐊᓪᓚᑦ ᓴᖑᖓᓂᖅᓱᓂᑦ ᓂᑭᖓᑕ ᓄᓇᓴᓇᓯᒪᔪᓂᑦ ᐱᓚᕕᔪᓂᖅᓱᓂᑦ ᐱᓚᕕᔪᓂᒃ ᐱᓚᕕᔪᓂᑦᑕᐅᔪᓂᒃ. ARC (ᓴᖑᖓᓂᖅ) ᑭᖑᓪᓗᐊᓪᓚᑦ ᓴᖑᖓᓂᖅᓱᓂᑦ ᓂᑭᖓᑕ ᓄᓇᓴᓇᓯᒪᔪᓂᑦ ᐱᓚᕕᔪᓂᖅᓱᓂᑦ ᐱᓚᕕᔪᓂᒃ. ᑲᑎᒪᔨᖅᑕᐅᓂᖅ ᐊᒻᒪᓗ ᐊᐅᓚᑦᓴᖅᑐᑦ ᐊᐅᓚᑦᓴᖅᑐᑦ ᐊᐅᓚᑦᓴᖅᑐᑦ



*ᐊᑦᔨᖕᒪᐊᖅ 3. ᐅᓄᓂᓂᒋᑕ ᖃᓄᐃᓕᓴᕐᓂᐊᓂᓂᒋᑕ BEL-EHB (ᓴᓂᑭᓗᐊᖅ–ᑲᓇᓂᓇᖓᓂ ᑕᓯᐅᔭᖅᑳᐊᖅ) ᖃᐅᔨᑕᑦ ᖃᓄᐃᓕᖅᓂᑦ ᐱᓇᓴᓂᑦ ᐅᓄᓂᓂᒋᑕ (ᑐᓂᖃᖓᓪᓗᑦ: ᑕᖅᑭᖅᖓᔪᓂᖅ ᖃᐅᔨᓴᖓᔪᓂᖅ ᑎᑎᖅᓯᓯᒪᓂᖅ, 95% ᖃᐅᓇᓂᓇᖅᓂᒋᑕ ᐊᐅᓂᓂᖓ: ᖃᐅᔨᓴᖓᔪᓂᖅᓴᐅᔨᓂᑐᖅ ᖃᐅᔨᔨᖓᖏᓪᓕᖅᑐᖅ) ᒥᓴᐅᓴᓂᑕᐅᔨᓕᒪᓕᒃ ᐃᓕᓴᕐᓂᐅᑎᓯᓂᖓᓂᓂᒋᑕ ᐅᓄᓂᓂᒋᑕᓂᓂᓂᓄ ᐊᖅᑭᑦᓯᐅᐃᔪᑎᓂᒋᑕ (ᑕᐅᓗᔪ Van de Walle et al. 2025). ᓇᓗᓇᐃᐅᔨᖕᒪᓂᒃ ᓇᓗᓇᐃᑦᑕᐅᔨᓂ ᐃᓕᑎᒥᐅᓕᕐᓂᓇᓄᖅᓂᒋᑕ ᑲᑎᒪᔨᖅᑕᐅᑦᑕᖕᒪᓂᒋᑕ ᐅᓄᓂᓂᒋᑕ ᐅᓄᖅᓂᓇᓕᐅᑦᑕᖕᒪᑎᑎᑐᓂᒋᑕ ᐅᓄᖅᓂᓇᓕᐅᑦᑕᖕᒪ

ᐊᖏᕐᕕᒋᒪᑦ ᖃᓄᐃᓗᑦᑕᐅᔨᑦ ᐅᓄᓕᒻᓂᖅᑎᑦ ᐅᖓᑖᒪᓕᕐᓂᖅᑎᓪᓗᒥᑦᑐᑦ 84, 65, ᐊᒻᒪᓗ 55 BEL-EHB (ᓴᓂᐹᓗᐊᖅ–ᑲᓇᕐᓇᖓᓂ ᑕᓯᐅᔭᖅᓯᐊᖅ) ᖃᐅᔨᑦᑕᑦ ᖃᓄᐃᓗᐃᑦ ᐱᐃᖃᑎᒌᒍᑎᓪᓗᒥᒃᑕ BEL-EHB (ᓴᓂᐹᓗᐊᖅ–ᑲᓇᕐᓇᖓᓂ ᑕᓯᐅᔭᖅᓯᐊᖅ) ᐱᐃᓴᕐᓂᐅᓂᖅᑎᑦ ᓯᕆᕐᓴᓯᒪᓕᕐᓴᖅᑐᓗᓂᑦ ᑎᑭᐅᒪᓗᓂᑦ ᐅᕝᕙᓘᓐᓃᑦ ᐅᖓᑖᒪᓕᕐᓂᖅᑎᓪᓗᒥᑦᑐᑦ ᑭᓕᓚᖅ 50%-ᖑᓂᓕᑦ ᑕᐃᒪᖓᑐᓗᐊᖅᑕᖃᖅᑐᓕᖅᑐᑦ 5–ᓂ, 10 ᐊᒻᒪᓗ 25–ᓂ ᐊᖏᕐᕕᒋᓂ.

ᐅᒪᔨᓂᑦ ᐱᖓᓱᐃᐅᑐᐃᓇᕆᓕᖅᑐᑦ (PBR) ᐅᑯᓇᖓ BEL-EHB (ᓴᓂᐹᓗᐊᖅ–ᑲᓇᕐᓇᖓᓂ ᑕᓯᐅᔭᖅᓯᐊᖅ) ᖃᐅᔨᑦᑕᑦ ᖃᓄᐃᓗᓕᓂᓕᑦ ᐱᐃᓴᕐᓂᐅᓂᖅᑎᑦ ᐊᐃᑦᑐᐃᓂᖅᑎᓂᒃ ᐅᖓᑖᒪᓕᕐᓂᖅᑎᓪᓗᒥᑦ ᒥᓴᐅᐅᑦᑕᐅᓕᐅᒪᓕᕐᓂᖅᑎᓪᓗᒥᒃᑕ ᑎᑭᐅᒪᓗᓂᑦ 4 ᖃᐅᔨᑦᑕᑦ ᖃᓄᐃᓗᓕᓂᑦ ᐊᑐᓂ ᐊᖏᕐᕕᒋᒪᑦ.



*ᐊᖑᓇᓯᒪᖅ 4. ᓴᖅᑭᑎᑕᐅᔨᖅ ᐅᓄᓂᓂᒃᑐᐅᔨᓄᑦ ᖃᓄᐃᓕᓚᓂᓪᓗᒥᓂᑦᑐᖅ (ᐊᑐᑎᑦᓴᓕᑦ ᐱᓪᓚᑦ ᑭᖑᓪᓕᖅᑲᓪᓚᑦ) ᐅᑯᓇᖓ BEL-EHB (ᓴᓂᐹᓗᐊᖅ–ᑲᓇᕐᓇᖓᓂ ᑕᓯᐅᔭᖅᓯᐊᖅ) ᐱᐃᓴᕐᓂᐅᓂᖅᑎᓄᑦ ᐃᓕᓴᕐᓂᓕᕆᓂᑦ ᐊᑐᐊᓪᓚᑦᑕᑦ ᓴᓇᓂᓴᓗᒃ ᑭᐅᓚᓕᑕᐅᖃᖅᑐᓕᖅᑐᑦᑕᑦ ᐅᓄᓂᓂᖅᑎᓪᓗᒥᒃᑕ ᑎᑭᐅᒪᓗᓂᑦ ᐱᖓᓱᐃᐅᑐᐃᓇᕆᓕᖅᑐᓂᖅ 0 ᑎᑭᓚᓂᑦ 142 BEL-EHB (ᓴᓂᐹᓗᐊᖅ–ᑲᓇᕐᓇᖓᓂ ᑕᓯᐅᔭᖅᓯᐊᖅ) ᖃᐅᔨᑦᑕᑦ ᑭᐅᓚᓕᑕᐅᖃᖅᑐᓕᖅᑐᑦᑕᑦ ᐅᓄᓂᓂᖅᑎᓪᓗᒥᒃᑕ ᐱᐅᓂᖅᑐᓂᖅᑎᓂᒃ 0 ᑎᑭᓚᓂᑦ 142 BEL-EHB (ᓴᓂᐹᓗᐊᖅ–ᑲᓇᕐᓇᖓᓂ ᑕᓯᐅᔭᖅᓯᐊᖅ) ᖃᐅᔨᑦᑕᑦ ᑭᐅᓚᓕᑕᐅᖃᖅᑐᓕᖅᑐᑦᑕᑦ ᐅᓄᓂᓂᖅᑎᓪᓗᒥᒃᑕ ᐱᐅᓂᖅᑐᓂᖅᑎᓂᒃ ᐱᓕᕆᔨᐅᓕᖅᑐᓂᖅᑎᓂᒃ 0 ᑎᑭᓚᓂᑦ 142 BEL-EHB (ᓴᓂᐹᓗᐊᖅ–ᑲᓇᕐᓇᖓᓂ ᑕᓯᐅᔭᖅᓯᐊᖅ) ᖃᐅᔨᑦᑕᑦ ᑭᐅᓚᓕᑕᐅᖃᖅᑐᓕᖅᑐᑦᑕᑦ ᐅᓄᓂᓂᖅᑎᓪᓗᒥᒃᑕ ᐱᐅᓂᖅᑐᓂᖅᑎᓂᒃ ᐱᓕᕆᔨᐅᓕᖅᑐᓂᖅᑎᓂᒃ 0 ᑎᑭᓚᓂᑦ 142 BEL-EHB (ᓴᓂᐹᓗᐊᖅ–ᑲᓇᕐᓇᖓᓂ ᑕᓯᐅᔭᖅᓯᐊᖅ) ᖃᐅᔨᑦᑕᑦ ᑭᐅᓚᓕᑕᐅᖃᖅᑐᓕᖅᑐᑦᑕᑦ ᐅᓄᓂᓂᖅᑎᓪᓗᒥᒃᑕ ᐱᐅᓂᖅᑐᓂᖅᑎᓂᒃ ᐱᐅᓂ

*ᑎᑎᕋᖅᓯᒪᔪᑦ 2. ᐊᖏᕐᓴᒪᒃᑕ ᐅᓄᕐᓂᖏᑦ ᖃᐅᔨᓴᑦ ᖃᓄᐃᑦᑕᑦ ᖃᓪᓗᓂᑦᑕᐅᔪᑦ ᑲᓇᕐᓂᖅ ᑕᓯᐅᔪᑦ ᐊᐅᓪᓚᑦᑎᐊᑦ ᐊᐅᓪᓚᑦᑎᐊᑦ (ᐱᖓᓱᐅᑎᒍᑐᓴᓕᖅ ᐃᓕᓴᕐᓂᖅ ᓯᓚᑖᓂᖅ ᓴᓇᔨᓴᖅᓯᒪᓂᖏᑦ) ᐊᑐᕐᓂᒍᑐᓴᒃ ᒪᓕᒐᓱᐃᓐᓇᖅ ᐊᐅᓪᓚᑦᑎᐊᑦ <ᖏᓐᓇᔭᑎ ᐊᖏᔪᓯᐊᕐᓇᓕᖅᓂᑦ ᓄᓇᕗᑦᓴᐅᔪᑦ. ᐅᓄᓕᖏᓐᖏᑦ ᑐᑭᓯᓇᖅᑐᑎᒃᓯᖏᓕᖅᓂᖏᓐᓂᑦᑕᑦ ᑭᖑᓪᓕᒪᓂᑦ ᐊᖏᔪᑦᑐᓂᑦ, ᑕᐃᑲᓇᐃᓐᓇᖅᑐᑦ ᐊᐅᓪᓚᑦᑎᐊᑦ ᐊᖏᔪᑦᑐᓂᑦ ᐱᓕᕆᔨᒃᑯᑦ ᐊᐅᓪᓚᑦᑎᐊᑦ ᐊᖏᔪᑦᑐᓂ

ᐃᓕᓴᒪᓂᖅᐸᓂᖅ ᐃᓕᒥᓂᔪᓐᓇᕐᓂᖅᓱᒪᓕᔨᓂᑦ ᐃᓗᓐᓇᓕᒫᓛᖅᑐᓂᖅᓯᖅᑐᓂᖅᓴᓂᑦ ᐅᓂᒃᓴᓄᑦ ᐅᓂᒃ ᑕᓕᖅᑐᓂᖅᓱᓂᓂᖅᓯᓂᖅᓴᓂᖅᓱᒪᓕᔨᓄᑦ ᐃᓕᓴᕐᓂᖅᓱᒪᓕᔨᓄᑦ ᐃᓕᓴᒪᒫᓕᕐᓂᖅᓱᒪᓕᔨᓄᑦ ᑕᓕᖅᑐᓂᖅᓱᓂᓂᖅᓯᓂᖅᓴᓂᖅᓱᒪᓕᔨᓄᑦ ᐃᓕᓴᒪᓕᕐᓂᖅᓱᒪᓕᔨᓂᑦ ᐃᓕᓴᒪᒫᓕᕐᓂᖅᓱᒪᓕᔨᓂ

ᐅᑉᓗᖓ ᖃᓪᓗᓂᑕᐅᐃᖅᑕᑦ	ᓇᑉᓂᑭᑎᓂᖅ	ᐅᓄᕐᓂᖅᑦ ᖃᐅᔨᓴᓵᕆᔨᐃᑦ ᓄᓇᕗᑦ
2024-08-15	ᐊᐅᔪᖓᓂᓂ	1
2024-08-19	ᐊᐅᔪᖓᓂᓂ	1
2012-10-25	ᐅᑭᐊᓴᖅ	1
2023-10-13	ᐅᑭᐊᓴᖅ	1
2024-10-14	ᐅᑭᐊᓴᖅ	5
2024-10-28	ᐅᑭᐊᓴᖅ	2
2025-10-28	ᐅᑭᐊᓴᖅ	1
2025-10-29	ᐅᑭᐊᓴᖅ	1
2025-11-14	ᐅᑭᐊᓴᖅ	1

ᑎᒥᖕᓯᓂᖅᑎᑦ ᑲᑎᓯᒪᓂᖅᑎᓂᓂᑲ ᖃᐅᔨᓴᓇᓯᐊᓯᓂᖅ ᐱᓕᕆᐊᒃᓴᐅᓕᐅᓴᒪᑦ ᐅᐱᖕᓴᓗᓯᓂᖅ ᐊᒻᒪᓗ ᐅᑭᐊᓴᖅᑎ ᐃᓴᖅᓯᒪᓴᓴᓕᐊᓂᖅ ᐃᓴᒥᑦᑲᖕᓂᑐᐃᓐᓇᑐᐃᓐᓂᖅ ᐃᓕᓴᕐᐅᑎᑐᐃᓐᓇᑐᐃᓐᓂᖅ ᓇᓴᕐᕿᑎᓂᖅ ᑕᐃᑲᑯᓇᐊᕐᓂᖅ ᖃᐅᔨᓴᓇᓯᐊᓯᓂᖅ ᐅᐱᕐᓴᖅᓂᖅᑎᑦ. ᐅᑭᐊᓴᖅᓯᒪᓂᓇᒍ, 61.8% (95% CI: 26.8-88.0%) ᑭᓇᓴᓇᑕᐅᔪᓂᖅ ᑕᐅᓂᖅᑐᐊᓂᖅ BEL-EHB (ᓴᓂᑭᓇᐊᖖᑦ–ᑲᓇᓂᓇᓕᖅᓂᖅ ᑕᓯᐅᔨᓴᖅᔪᐊᓂᑦ) ᐱᕕᓴᓴᐅᔪᓂᖅ, ᐃᒪᓂᓇᐅᑎᓂᓇᑕᑦ 21.1% (95% CI: 1.1-57.4%), 10.9% (95% CI: 2.3-24.9%) ᐊᒻᒪᓗ 7.6% (95% CI: 0.1-34.1%) ᖃᐅᔨᓴᓇᓯᐊᓯᓂᖅ ᖃᐅᓕᖅᓂᓂᑦ ᖃᐅᔨᓴᓂᓂᕐᓂᓯᓯᒪᓯᓴᐅᓇᓯᒪᓕᒪᓂᖅ ᑎᓄᓴᖅᕕᖓ (CSB), ᐱᓕᓂᓇᓕᖅᓂᖅ ᑕᓯᐅᔨᓴᖅᔪᐊᓂᖅ (WHB) ᐊᒻᒪᓗ ᔪᖅᑭᓂᖅᑐᓂᖅ (JAM) ᐅᓄᕐᓂᖅᑎᓂᖅ, ᐃᒪᒥᐅᑦᓯᓗᓂᑎᑦ (ᑎᑎᕆᔨᒪᔪᓂ 4). ᑎᓄᓴᖅᕕᖓᓂᑦ ᖃᐅᔨᓴᓇᓯᐊᓯᓂᖅ ᐃᓕᓴᕐᑕᐅᔨᒪᔪᓂ 15 ᐃᒪᒥᐅᑦᓯᓗᓯᓂᖅ ᑎᒥᖕᓴᐅᑎᓂᖅ ᐃᓕᑭᑦᑕᐃᓚᕐᑕᑦᑕᓂᖅ ᑕᐃᐅᑦᓯᐊ ᓇᓗᓇᐃᘁᔪᓇᓂᕐᓂᖅ ᐃᒪᒥᓂᔨᓂᑕᐃᓂᖅ ᖃᐅᔨᓴᓇᓯᐊᓯᓂᖅ ᑦᑎᔨᒧᖓ ᐊᐅᔾᔨᓴᓇᓯᐊᓯᓂᖅᑐᒃᑐᒥ ᐊᕕᓴᘁᔨᐅᕕᒃᓴᐅᑎᓂᖅᑐᒃ. 207 ᖃᐅᔨᓴᓇᓯᐊᓂᖅ ᓄᐊᑎᑎᕕᒃᓴᐅᓕᖅᓂᑦ ᑎᓄᓴᖅᕕᖓᓂᖅᑐᑦ ᐊᑯᓂᖅᓯᒪᓂᖅ 1982-2021, 35% ᐅᖃᐅᑎᑎᕕᐅᓕᐅᔪᓕᑦ ᑎᑎᒥᐅᑎᖃᓂᖅᓯᑕᐅᓗᓂᖅ ᐃᓕᑭᑦᑕᓂᑕᓂᑕᓂᑦ ᐃᒪᒥᐅᑦᓯᓚᕐᓂᖅ ᑕᒫᓂ ᐊᕕᓴᘁᔨᓂᖅᑐᑦ (Watt et al. 2023). ᐊᐳᕐᓯᓂᓗᓂᑦ, ᐊᑯᓂᖅᓯᒪᓂᖅ 2022-2025, 39.6% ᑭᐅᑯᐊ 53 ᖃᐅᔨᓴᓇᓯᐊᓯᓂᖅ ᓄᓇᕗᑦᑕᐅᔪᓂᖅ ᑎᓄᓴᖅᕕᖓᓂᑦ ᑎᑎᒥᐅᑎᓂᖅᑐᑦ ᐃᓕᑭᑦᑕᐃᓚᕐᓂᓯᓯᒪᓕᐅᓕᒪᓂᖅ ᐃᒪᒥᐅᑦᓯᓚᕐᓂᓗᓂᖅ ᑎᓄᓴᖅᕕᖓᓂᑦ ᖃᐅᔨᓴᓇᓯᐊᓯᓂᖅ ᖃᐅᔨᓴᓇᓯᐊᓂᕐᓂᓴᓚᕐᓂᖅ (ᐃᒪᒥᐅᑦᓯᓚᕐᓂᖅ 1).

ᑕᐃᒪᐃᐅᒃᓴᓇᑦᑎᓕᓂᒍ, ᐱᑕᖃᓕᐅᕐᓂᒪᓕᑕ ᖃᐅᔨᓴᓇᓯᐊᓯᓂᖅ ᓄᐊᑎᑕᐅᔪᓕᑦ ᐃᓄᐅᔾᔨᐊᒥᐅᑦ ᐃᔪᓚᓕᓪᓕᓂᖅᑐᑦ ᒪᑐᐃᐅᔪᓕᑦᑐᓂᓗ ᐅᑭᐊᐅᓴᓴᓂᖅ ᐃᓕᓴᕐᐅᑎᑐᐃᓐᓇᑐᐃᓐᓂᖅ ᑎᒥᖕᓴᐅᑎᓂᖅ ᐃᓕᑭᑦᑕᐃᓚᕐᓂᓯᓯᒪᓕᐅᓕᒪᓂᖅ ᐅᓄᕐᓂᖅᑎᓂᖅᑐᑦ, ᐊᒻᒪᓗ ᑕᐃᒪᐃᐅᒪᓕᑦ ᑭᓴᓕᑐᑦᓴᓂᖅᓴᓕᓂᖅ ᑕᐅᔾᔨᓴᓂ ᑎᓄᓴᖅᕕᖓᓂᖅᑐᑦ ᖃᐅᔨᓴᓇᓯᐊᓯᓂᖅ ᐅᓄᕐᓂᖅᑎᓂᖅᑐᑦ ᖃᐅᔨᓴᓇᓯᐊᓯᓂᖅ ᑎᒥᖕᓴᐅᑎᓂᖅ ᓇᓗᓇᐃᑎᓂᖅᑐᑦ ᐊᐅᔾᔨᓴᓇᓯᐊᓯᓂᖅᑐᒃᑐᒥ WHB (ᐱᓕᓂᓇᓕᖅᓂᖅ ᑕᐅᓂᖅᑐᐊᓂᑕ) ᖃᐅᓕᑦᑕᑦ ᖃᐅᔨᓴᓇᓯᐊᓯᓂᖅ (Watt et al. 2023). ᐅᐱᖕᓴᐅᑎᓂᖅᑎᓂᓂᒍ, ᐅᓄᕐᓂᖅᑎᓂᖅ ᖃᐅᔨᓴᓇᓯᐊᓯᓂᖅ ᑕᐅᔾᔨᓴᓂᓇᓯᒪᓕᐅᓕᒪᓂᖅ BEL-EHB (ᓴᓂᑭᓇᐊᖖᑦ–ᑲᓇᓂᓇᓕᖅᓂᖅ ᑕᓯᐅᔨᓴᖅᔪᐊᓂᑦ) ᐱᕕᓴᓴᐅᔪᓂᖅ ᑕᐃᒪᐃᐅᓚ 90.5% (95% CI: 70.4-98.7%) ᓇᓗᓇᐃᓕᑕᐅᓕᖅᑕᓂᓂᑦ ᐅᐱᖕᓴᐅᓄᕐᓂᖅ ᑕᐃᒪᓕᓇᐅᓕᒪᓂᖅ ᑕᐃᒪᑲᓂᖅ ᖃᑐᖓᓴᓂᖅᑎᑕᑦ Parent et al. (2023; ᓄᖕᓗ, ᕿᐊᐅᐊᓚ 1 – ᐅᓂ 30; ᑎᑎᕘᖅᓯᒪᔪᑦ 4). ᐊᐳᕐᓯᓂᖅᑐᒃᑐᓂᐅᐳᑦ, ᑕᐃᒪᓕ ᐅᐱᖕᓴᐅᖓ ᓇᓗᓇᐃᓕᑕᐅᐳᑦᑐᑦ ᐊᑐᓂᓂᖓᓂ ᐊᒻᕎᒍ ᓄᓂᐊᓂᓂ ᐃᓄᒥᓄᑦᑎᐅᑐᓂᖅᑐᓂ ᒪᑐᐃᐅᔪᓕᑦᑐᓂᖓᓂ ᐅᑭᐊᐅᓴᓴᓂᖅᑐᑦ (ᓄᓂᒍ, ᕿᐊᐅᐊᓚ 1 – ᐅᓪᓚᐃ 15), 91.2% (95% CI: 78.9-98.1%) ᖃᐅᔨᓴᓇᓯᐊᓯᓂᖅ ᑕᐅᔾᔨᓴᓂᓄᓄᓚᕐᐅᐅᓕᑦ BEL-EHB (ᓴᓂᑭᓇᐊᖖᑦ–ᑲᓇᓂᓇᓕᖅᓂᖅ ᑕᓯᐅᔨᓴᖅᔪᐊᓂᑦ) ᐱᕕᓴᓴᐅᔪᓂᖅ (ᑎᑎᕘᖅᓯᒪᔪᑦ 4). ᓇᓗᓀᖓᓂᓯᓂᖅ ᑕᒪᓄᑦᑐᐊᓂᖅ ᑲᑎᓯᒪᓂᖅᑎᓂᓂᑲ ᖃᐅᔨᓴᓇᓯᐊᓯᓂᖅ ᐃᓕᓴᕐᐅᑎᑐᐃᓐᓇᑐᐃᓐᓂᖅ ᐊᒻᒪᓗ ᐅᑭᐊᓴᖅᑎ ᐃᓴᖅᓯᒪᓴᓴᓕᐊᓂᖅ ᐃᓕᓴᕐᐅᑎᑐᐃᓐᓇᑐᐃᓐᓂᖅ ᐊᒻᒪᓗ ᐃᓕᓴᕐᐅᑎᑐᐃᓐᓇᑐᐃᓐᓂᖅ ᓇᓴᕐᕿᑎᓂᖅ ᑕᐃᐅᑦᓯᐊ ᐊᕕᓴᘁᔨᐅᕕᒃᓴᐅᑎᓂᖅᑐᒃᑐᒥ ᐊᒻᒪᓗ ᐊᕕᓴᘁᔨᐅᕕᒃᓴᐅᑎᓂᖅᑐᒃᑐᒥ ᐅᓄᕐᓂᖅᑎᓂᖅᑐᑦ ᑕᐃᒪᐃᐅᒪᓕᑦ ᐃᓄᐅᔾᔨᐊᒥᐅᑦ ᐃᔪᓚᓕᓪᓕᓂᖅᑐᑦ ᒪᑐᐃᐅᔪᓕᑦᑐᓂᖓᓂ ᐅᓄᕐᓂᖅᑎᓂᖅᑐᑦ ᐃᓕᓴᕐᐅᑎᑐᐃᓐᓇᑐᐃᓐᓂᖅ ᐊᒻᒪᓗ ᐃᓕᓴᕐᐅᑎᑐᐃᓐᓇᑐᐃᓐᓂᖅ ᐃᓕᓴᕐᐅᑎᑐᐃᓐᓇᑐᐃᓐᓂᖅ ᓇᓴᕐᕿᑎᓂᖅ ᑕᐃᐅᑦᓯᐊ ᐊᕕᓴᘁᔨᐅᕕᒃᓴᐅᑎᓂᖅᑐᒃᑐᒥ ᐊᒻᒪᓗ ᐊᕕᓴᘁᔨᐅᕕᒃᓴᐅᑎᓂᖅᑐᒃᑐᒥ ᐅᓄᕐᓂᖅᑎᓂᖅᑐᑦ ᑕᐃᒪᐃᐅᒪᓕᑦ ᐃᓄᐅᔾᔨᐊᒥᐅᑦ ᐃᔪᓚᓕᓪᓕᓂᖅᑐᑦ ᒪᑐᐃᐅᔪᓕᑦᑐᓂᖓᓂ ᐅᓄᕐᓂᖅᑎᓂᖅᑐᑦ ᐃᓕᓴᕐᐅᑎᑐᐃᓐᓇᑐᐃᓐᓂᖅ ᐊᒻᒪᓗ ᐃᓕᓴᕐᐅᑎᑐᐃᓐᓇᑐᐃᓐᓂᖅ ᐃᓕᓴᕐᐅᑎᑐᐃᓐᓇᑐᐃᓐᓂᖅ ᓇᓴᕐᕿᑎᓂᖅ ᑕᐃᐅᑦᓯᐊ ᐊᕕᓴᘁᔨᐅᕕᒃᓴᐅᑎᓂᖅᑐᒃᑐᒥ ᐊᒻᒪᓗ ᐊᕕᓴᘁᔨᐅᕕᒃᓴᐅᑎᓂᖅᑐᒃᑐᒥ ᐅᓄᕐᓂᖅᑎᓂᖅᑐ

ᓴᖅᑭᓯᒪᔨᖅ ᒪᓕᑦᑎᐊᓬᓯᒪᓕᒪᑦ ᖃᐅᔨᒪᓇᓂᖅᓯᓂᑦ ᖃᐅᔨᓇᓯᐊᑭᑎᑎᑦᑕᐅᔨᔪᓂᑦ, GPS (ᓇᒫᒃᓯᒪᓕᖅᐸᐃᑦ ᖃᐅᔨᒪᔭᕐᑎᐊᖅ) ᖃᐅᔨᒪᓇᖅᓯᓯᑎᑎᔪᓂᑦ ᐊᒻᒪᓗ ᓄᓇᓕᒥᐅᑕᓐᓄᑦ ᑕᑯᐃᐅᔨᖃᖅᓂᓵᕐᓂᑦ ᖃᐅᔨᒪᑎᑦᑎᐅᔨᔪᑎᓂᑦ, ᐃᒪᓐᓇᐅᓂᕆᐃᓐᓗᓂᓗ ᐃᓄᐅᔨᐊᕐᕿᓯᑦᑐᑦ ᒪᓕᑦᑎᐊᓬᓯᒪᓂᕆᑦᑕᐅᓐᓗᑎᑦ ᐅᐊᖏᓐᓄᑦᑐᖅ ᐊᐅᔪᓐᓇᖅᑐᑦ ᐃᓕᓴᐅᓂᓐ ᐊᐅᔪᓐᓇᐃᒪᔨᐅᕙᕐᑐᑦ ᓇᓕᐊᓄᐊᑦᑎᑦᑎᓂᖅᓯᒋᑦ BEL-EHB (ᓴᓂᐹᓗᐊᖅ–ᑲᓇᓐᓇᖅᓂ ᑕᓯᐅᔨᖅᔨᐊᓂᓂ) ᖃᐅᔪᑕᑦ ᖃᓄᐊᓗᐃᑦ ᐱᖓᔨᖅᑕᒋᑦ (DFO 2024). ᐃᓕᒪᔨᐅᖅᑲᓂᕐᓗᓂ, GPS (ᓇᒫᒃᓯᒪᓐᕿᑦ ᖃᐅᔨᒪᔭᕐᑎᐊᑎᑎᓯᒪᔪᑦ ᖃᐅᔨᒪᔭᕐᑎᐊᖅ ᐃᒪᓐᓇᐅᓂᕆᐃᓐᓗᓂᑦ WHB (ᐱᓚᓐᓇᖅᓂ ᑕᓯᐅᔨᖅᔨᐊᓂᓂ) ᖃᐅᔪᑕᑦ ᖃᓄᐊᓗᐃᑦ ᐊᑐᓵᓚᖓᓂᕐᓂᑦ ᓇᓕᐊᓅᓚᓕᒪᓕᕐᓗᓂᑦ ᐃᓕᓴᕐᕿᓕᒪᓂᑦ ᑕᐅᔭᓚᓕᑕᐅᔨᔪᓕᒪᓂᑦ ᐊᒻᒪᓗ ᖃᐅᔪᑕᑦ ᐊᑐᐊᓅᓚᓕᒪᓂᑦ ᐊᒻᒪᓗ ᐊᑐᐊᓅᓚᓕᒪᓂᑦ ᐃᓕᓴᕐᕿᓕᒪᓂᑦ ᐃᓄᐅᔨᐊᕐᓂᖅᓯᒪᓂᑦ ᐊᒻᒪᓗ

ᑎᑎᕋᖅᓯᒪᔨᑦ 4. ᑎᒥᖓᔪᓂᖅᓯᒃ ᑲᑎᕕᒪᓂᖅᓯᓂᐅᑦ ᖃᐅᔨᓇᓯᐊᓕᓯᐅᕕ ᐊᑐᓵᓄᓂ ᑎᒥᖓᕐᓂᑦ ᐃᓚᒋᑦᑐᒋᓂᑦ ᐊᓯᒪᓗ ᓄᒋᑦᓂ ᓇᓗᓇᐅᔨᓴᒪᓂᑦ ᑲᑎᑎᕐᓯᒪᔨᐅᑦ ᓇᓗᓇᐃᔾᑕᐅᔨᓂᑦ ᐅᑯᓇᓂ ᖃᐅᑐᖓ ᖃᓄᐃᖓ Parent et al. (2023) ᖃᐅᔨᑕᑦ ᖃᓇᓗᖓᓂᑦ ᖃᓇᓗᒋᑦᑕᐅᔨᓂᑦ ᐃᓄᐊᔨᐊᒻᒥᑎ ᐃᓚᒪᓕᒋᐊᕐᓂᖅᓴᐅᓗᓂ ᒪᑐᐃᐅᔨᒪᔪᑎ. Ns: ᐅᓄᓂᖅᑎᑦ ᐃᒻᒪᑯᖓᒪᔪᑦ ᖃᐅᔨᓴᒪᓕᕐᓗᑎᑦ; Nv: ᐅᓄᓂᖅᑎᑦ ᐊᑲᓴᖅᑕᑎᖅᑎᑦ ᐊᖓᔪᓇᔨᑕᐅᔪᖅᑎᑦ ᐅᓪᓗᓂᖅᑎᑦ (ᖃᓄᐃᒪᓗᓕᕐᓴᐅᔨᑦ); P: ᐃᓕ ᖅᑎᑦ ᐱᓕᕆᓂ ᐊᓂᕕᓴᐅᔨᑦ; WHB: ᐱᖓᓱᓂ ᑕᓪᓕᐊᑐᐃᓐᓇᖅᑐᑦ, BEL-EHB: ᓴᓂᑭᓗᐊᖅ–ᑲᓇᓂᓂ ᑕᓪᓕᐊᑐᐃᓐᓇᖅᑐᑦ, JAM: ᓱᖅᓂᖅᑎᐅᑦ, CSB: ᑎᓄᐃᓴᖓᓄᑦ, CI: ᖃᐅᓂᓂ ᖅᑎᓂᖅᑎᑦ ᐊᑯᓂᖅᓯᒪᓂ ᑐᖓᔪᓇᖅᑐᓂ ᐊᖓᔪᓚᐅᔨᐊᓂᐅᔨᓂᑦ ᖃᓄᐃᓗᓐᓂᐅᔨᓂᑦ; CV: ᐅᓄᓂᖅᑎᑦ ᖅᑎᓂᓇᑭᓇᖅ ᑐᑭᓯᔪᓂᓂ ᖃᓄᐃᓕᓴᕐᓂᖅᓯᓄᑦ ᐊᖓᔪᓚᐅᔨᐊᓂᐅᔨᓂᑦ (CVs)/ᐊᖓᔪᓂᐊᓂᒋᑦ ᖃᓄᐃᓗᓐᓂᒋᑎᖅᑎᑦ (CVv).

ᓇᓕᓕᒃᑐᓂᖅ	Ns/Nv	WHB ᐅᓄᓂᖅᑎᑦ (%)			BEL-EHB ᐱᓚᒋᐅᔨᑦ (%)			JAM ᐅᓄᓂᖅᑎᑦ (%)			CSB ᐅᓄᓂᖅᑎᑦ (%)		
		P	95% CI	CV	P	95% CI	CV	P	95% CI	CV	P	95% CI	CV
ᐊᑯᓂᐅᓂᒋᐅᓕᕆᔨᒪᔨᖅ ᐅᐱᖅᓯᓗᑎᒃ* (ᐃᖅᑲᐅᑦ 1 – ᔨᓕᐃ 15)	20/11	3.5	0.4-10.6	72.7%	91.2	78.0-98.1	5.8%	2.9	0.6-7.6	57.8%	2.4	0.6-5.9	52.6%
ᐅᐱᖅᓯᓗᑎᒃ** (ᐃᖅᑲᐅᑦ 1 – ᔨᓂᓂ 30)	16/8	3.0	0.3-10.0	73.4%	90.5	70.4-98.7	8.5%	4.1	0.3-15.4	81.6%	2.4	0.7-6.0	49.7%
ᐅᑭᐊᓴᖅ (ᔨᑎᐱᐊᑦ 1 – ᓴᓕᓄᐊᑦ 31)	12/7	9.4	1.5-27.4	68.4%	61.8	26.8-88.0	27.1%	7.6	0.1-34.1	102.8%	21.1	1.2-57.4	73.9%

*ᐊᓱᓴᒋᐊᓪᓚᑦ ᐊᖓᔪᓇᔨᐊᖏᓴᐅᓂᖅᑎᑦ ᐃᔨᒪᓵᔨᓪᓚᑎᑦ ᒪᑐᐃᐅᑲᐃᓐᓇᓂᖅᓴᓕᑦ

**ᑎᒥᖓᓄᑎᑦ ᖃᐅᔨᓴᑦᑕᐅᕆᑕᓐᓂᖅᓯᓂᖅᑎᑦ, ᐊᐅᓚᐅᑎᑎᓪᓚᔪ ᐊᑐᑦᑕᐅᔨᑦ ᓇᓗᓇᐃᑦᑕᐅᔨᕐᑯᓪᓚᓂᑦ ᖃᐅᔨᓴᒪᓇᓚᑐᑎᑦ ᐅᓄᓂᖅᑎᑦ ᐊᑯᓂᐅᓂᒋᐅᓕᕆᔨᒪᔪᓚᓂ ᐱᑎᐊᑦᓚᓂ ᐅᓪᓗᓂᖅᑎᑦ ᐊᑯᓂᐅᓂᒋᐅᓕᕆᔨᒪᔪᑦ ᐱᑎᐊᑦᓚᓂ ᔨᓂᐊᑦ 1–ᒥᑦ ᑎᑭᓪᓚᔪ ᐊᓗᑦᓯ 31 (ᓯᕐᓗ Parent et al. 2023).

ᐊᖏᑦᑐᕆᔨᒪᓂᕐᑕ ᐊᐢᔨᑎᔪᓂᓂᕐᓂᑦ ᐱᕆᐅᔪᓂᓕᑦᑐᑦ ᑕᐃᖅᑯᐊᓕᓗᐊᖅ ᓴᓪᒪᓐᓕᒫᑦ ᖃᓄᐃᑦᑕᑦ ᖃᓄᐃᓕᐅᑉ ᓴᓇᓕᕆᓂᖅᑎᑦ ᓇᓗᓇᐃᖅᑐᓂᖅᓯᐅᓄᑦ ᑕᒪᐃᓐᓇᖅᑐᑦ ᖃᓄᐃᓕᐅᑉ ᓴᓇᓕᕆᓂᖅᑎᑦ ᐃᓕᓴᕐᓂᖅᓯᐅᓄᑦ

ᐃᓄᐃᑦ ᖃᐅᔨᒪᔭᕐᓗᐃᑦᑕᑦ (IQ) ᐃᒪᓕᓇᐅᓂᕆᐃᒪᑕ BEL-EHB (ᓴᓂᐹᓗᐊᖅ–ᑲᓇᓕᓐᓂ ᑕᓯᐅᔭᖅᓴᐊᖅ) ᐊᑦᒪᓗ WHB (ᐱᖓᓕᓇᓐᓂ ᑕᓯᐅᔭᖅᓴᐊᑕ) ᖃᐅᔨᑦᑕ ᖃᓄᐃᓗᖅᑎᑦ ᑕᑯᓴᐃᐅᑎᑎᒪᒥᑕ ᐊᐢᔨᑎᖅᑎᓂᕐᓂᓕᖅᑐᓄᑦ ᓇᓕᐊᓄᑕᐃᑎᓕᓗᑦᑕ ᖃᖏᖅᑎᓂᕐᓂᓕᖅᑐᓄᑦ, ᐅᑯᐊ BEL-EHB (ᓴᓂᐹᓗᐊᖅ–ᑲᓇᓕᓐᓂ ᑕᓯᐅᔭᖅᓴᐊᖅ) ᓯᓚᓕᓕᐸᖅᑎᑦ ᑕᒪᐅᓇᑕᑎᓕᓗᑦᑕ ᑲᓇᓕᓐᓂᑦ ᑕᒪᐅᓇᑕᑎᓂᖅ ᑕᒪᐅᓇᓴᓕᓐᓂᑦ ᖃᖏᖅᑎᓂᖅᓯᒪᓂ ᐅᓇᓕᓐᓂᑦ ᐅᑭᐊᓴᓐᓂᑦ, ᑭᖑᓂᖅᑎᒍᓕᒫᑎᓗᐃᑦ ᐅᓇᓕᓐᓂᑦ WHB (ᐱᖓᓕᓇᓐᓂ ᑕᓯᐅᔭᖅᓴᐊᑕ) ᖃᐅᔨᑦᑕ ᖃᓄᐃᓗᖅᑎᑦ (NMRWB & EMRWB 2020). ᓂᓚᐅᑎᕐᔭᖅᓴᖅ ᐊᓯᖏᓂᖅ ᐱᖁᔨᓴᕐᓂ ᑕᐃᒃᑯᐊᓕᓗᐊᖅ ᑲᑎᕐᓂᖅᓯᒪᔨᓄᑦ ᐅᑭᐊᓴᖅᑐᑎᒍ ᓇᓕᐊᓇᐃᓕᓐᓂᑦ ᖃᖓᓕᓕᒫᓂᖅ ᐊᐢᔨᑎᖅᑎᓂᕐᓂᑦ ᐅᑭᐊᓴᖅᑐᑎᒍ ᑲᑎᕐᓂᖅᓯᒪᔨᓄᑦ ᐅᑭᐊᓴᖅᑐᑎᒍ BEL-EHB (ᓴᓂᐹᓗᐊᖅ–ᑲᓇᓕᓐᓂ ᑕᓯᐅᔭᖅᓴᐊᖅ) ᐊᒻᒪᓗ WHB (ᐱᖓᓕᓇᓐᓂ ᑕᓯᐅᔭᖅᓴᐊᑕ) ᖃᐅᔨᑦᑕ ᖃᓄᐃᓗᖅᑎᑦ ᐱᔪᓐᓇᖅᑐᓕᕐᓂᓕᖅᑐᓄᑦ ᐃᓕᓴᕐᓂᖅᓯᒪᔨᓄᑦ ᐱᓕᕆᓂᕐᓂᓕᖅᑐᓄᑦ ᐅᑭᐊᓴᖅᑐᑎᒍ ᐱᓕᕆᓂᕐᓂᓕᖅᑐᓄᑦ ᐅᑭᐊᓴᖅᑐᑎᒍ ᐃᓕᓴᕐᓂᖅᓯᒪᔨ

ᑎᑎᕆᖅᓯᒪᔨᑦ 5. ᐅᓄᓕᓂᕐᑎᑦ ᖃᑯᑕᑦ ᖁᓕᓪᓚᐃᓪᑦ ᖃᐅᔨᓴᓗᓴᓂᓕᑦ ᐱᖓᓱᐊᕐᓯᒪᔨᑦ ᐊᐃᒪᓴᐅᓯᐅᓯᕐᓂᓄᑦ ᐊᒻᒪᓗ ᐱᖓᐅᑎᑎᐅᔨᓪᓗᑎᑦ ᐃᒪᓕᕐᓂᐅᔪᓂᖅᓴᓂᑦ ᐊᐅᓚᐅᑦᑕᐅᔨᓪᓗᑎᑦ ᐊᑐᐊᓂᕐᑕᐅᔪᓐᓇᖅᓯᒪᓂᑦ ᐊᖏᓪᓕᐊᓯᐅᓕᖅᓴᖅᑐᑦ ᖁᑭᖅᑕᒍᓐᓇᑦ ᓄᓇᖃᐅᔨᓪᓗ ᐃᓕᖁᑎᖅᑐᒥ. ᖃᐅᔨᓴᓇᓗᓴᐃᓪᑦ ᐱᖓᓱᐅᔨᐅᓪᓚᑦ 1985 ᐊᒻᒪᓗ 2025. ᑎᑎᕋᓯᖓᓕᒃ ᑲᑎᕐᓂᐊᕐᓯᒪᓂᑦ ᖃᐅᔨᓴᓇᓕᑦ (GMA) ᐃᓗᒪᓕᕐᓂᒪᓕᒃ ᑕᑎᑎᓇᓗᓴᐅᓂᖅᓯᒪᔨᓂᖅᓴᓂᑦ ᐱᓕᕆᓂᖅᓴᐅᓂᖅᓴᐅᓕᒫᓂᕐᒥᔪᓂᑦ 10–ᓂ ᖃᐅᔨᓴᓇᓇᓂ ᐅᖓᓕᒋᓂᓗᓂᑦ.

ᖃᐅᔨᓴᓇᓂᕐᓇᓂᑦ ᓄᐊᑦᑎᓂᒪᓕᕐᓂᑐᑦᑕᑦ ᑕᐃᒪᖓᓂ 1985-ᒥ (ᐃᓕᖓᑦ ᐊᖏᕐᕕᒍ ᐃᓕᖓᓂᒃ ᖃᑎᒌᓕᕐᓂᑦ)		ᖃᐅᔨᓴᓇᓂᕐᓇᓂᑦ ᓄᐊᑦᓯᓕᖓᓂᕐᓂᑐᑦᑕᑦ 2021-2025-ᒥ (ᐃᓕᖓᑦ ᐊᖏᕐᕕᒍ ᐃᓕᖓᓂᒃ ᖃᑎᒌᓕᕐᓂᑦ)	
ᖃᓄᓪᓕᖓᔪᖅ ᓄᓇᕗᐅᔪᖅ	ᐅᑭᐊᓴᖅ (ᔪᑎᐃᓇᓗ 1 – ᖃᓄᐅᓇᓗ 31)	ᐅᐱᖏᓴᐅ (ᐃᖏᕐᕕᒍ 1 – ᐊᓯᑎᓯ 31)	ᐅᑭᐊᓴᖅ (ᔪᑎᐃᓇᓗ 1 – ᖃᓄᐅᓇᓗ 31)	ᐅᐱᖏᓴᐅ (ᐃᖏᕐᕕᒍ 1 – ᐊᓯᑎᓯ 31)
ᐃᓚᐅᑦᑕ	263 (26.7%)	147 (14.1%)	41 (10.7%)	59 (33.5%)
ᓴᓪᓗᐃᑦ	3 (0.3%)	153 (14.7%)	0 (0%)	4 (2.3%)
ᑲᖏᖅᓯᔪᐊᖅ	83 (8.4%)	268 (25.7%)	5 (1.3%)	37 (21.0%)
ᖁᔪᐊᖅᑕᖅ	636 (64.6%)	473 (45.4%)	337 (88.0%)	76 (43.2%)

ᐃᓕᓴᐅᑲᑲᓐᓂᓗ, ᓄᓇᓚᐅᑦ ᓄᓇᕗᖏᑦ ᑭᓱᒋᑦ ᐊᒻᒪᓗ ᑭᖓᓴᐃᑦ ᐃᑲᔪᓯᒪᓴᒪᓕᒃ ᖃᐅᔨᓴᓇᓂᑦ 1989–ᒥᑲ ᑕᐃᑲᔪᐊᓗ ᑎᑎᕋᑐᑎᑦ ᐃᓕᓴᐅᑎᓂᐊᓕᒫᓂᑦ ᐃᓕᓴᐅᑎᑕᐅᑦᑕᐅᓪᓗᑎᑦ ᓄᑖᒍᓯᒪᓂᖅ (Parent et al. 2023), ᐱᓚᔪᓴᐅᓂᖏᑕ ᐊᑲᖅᑭᔪᓂᔪᒪᓂᖏᑦ ᖁᓕᓪᓚᑦᑕᐅᓯᒪᔪᑦ ᐅᐊᑲᓐᓇᖅᓯᒪᓂᑦ ᖁᑭᖅᑕᒍᓐᓇᑦ ᓄᓇᖃᐅᔨᓪᓗ ᐃᓕᖁᑎᖅᑐᒥ ᐃᓴᓐᓇᖅᑐᒥ ᐅᓂᒃᑲᓕᐊᕐᓇᖅᑐᖅᑕᑦᑕᓂᔪᓚᖅᓯᒪᓕᒃ ᐅᖃᓕᓴᐅᔪᓐᓇᖅᓯᒪᓂᖅ ᖃᐅᔨᓴᓇᓂᕐᑕᐅᔪᓚᑦ ᐅᐊᓐᓇᖅᓯᒪᓂᖅ ᐃᓕᓴᐅᑎᑕᐅᑦᑕᐅᓪᓗᑎᑦ ᐅᖃᓕᓴᐅᔪᓐᓇᖅᓯᒪᓂᖅ. ᑕᐃᒪᐃᓚᑦ ᖃᐅᔨᓴᓇᓕᒫᓂᕐᑕ ᑕᒪᓐᓇᖅᑐᑕ ᐅᓂᒃᑲᓕᐊᕐᓇᖅᑐᖅᑕᑦᑕᓂᔪᓚᖅᓯᒪᓕᒃ BEL-EHB (ᓴᓂᑭᐱᐊᖅ–ᑲᓇᓐᓇᖅᓯᒪᓂᑦ ᑕᐱᐅᔨᖅᓴᐃᖅ) ᖃᐅᔨᓴᓇᓂᑦ ᖃᐅᔨᓴᓇᓂᕐᓂᐅᓂᖅ ᑕᒪᓐᓇᖅᑐᒥ ᐱᓚᔪᓴᐅᓂᖏᑕ ᓇᓕᐊᓇᐅᓕᓕᓂᑎᓪᓗᓕᑦ.

ᐱᖓᑦᑕᓂ, ᐊᑐᓵᔪᔪᔪᑦ ᐱᒃᓴᓚᐅᓕᓐᓂᖅᓴᓂᑦ ᑐᓴᐅᒪᓐᓂᖅᓴᓂᑦ ᐱᔪᓴᓇᓂᕐᑐᑎᓂᖅᓴᓂᑦ ᐱᓚᔪᓴᐅᓕᓐᓂᖅᓴᓂᑦ ᒥᓴᓇᐅᓴᓂᓵᔪᒪᓕᓪᓕᑦ ᐃᓐᓇᓚᕆᑦᖁᓚᖅ ᐱᓚᔪᓴᐅᓕᓐᓂᖅᓴᓂᑦ ᑕᐃᒃᑯᓕᓵᔪᓐᓇᖅᓯᒪᓂᖅ ᐊᑐᓚᓕᓐᓂᖅᓴᓂᑦ ᖃᐅᔨᓴᓇᓂᑦ ᖃᐅᔨᓴᓇᓕᒫᓂᕐᑕᐅᓪᓗᑎᑦ ᐃᓐᓇᖅᑐᒥ ᐱᖓᓱᐊᕐᓯᒪᓂᖅ. ᑕᒪᓕᐊᑦ ᑐᓴᐅᒪᓐᓂᖅᓴᓂᑦ ᐱᓚᔪᓴᐅᓕᓐᓂᖅᓴᓂᑦ ᖃᐅᔨᓴᓇᓂᑦ ᐃᓐᓇᖅᑐᒥ ᐱᓚᔪᓴᐅᓕᓐᓂᖅᓴᓂᑦ ᖃᐅᔨᓴᓇᓂᕐᑕᐅᓪᓗᑎᑦ ᑐᓴᐅᒪᓐᓂᖅᓴᓂᑦ ᐱᓚᔪᓴᐅᓕᓐᓂᖅᓴᓂᑦ ᖃᐅᔨᓴᓇᓂᕐᑕᐅᓪᓗᑎ

ᐃᓗᓐᓇᓕᒫᓂᓄᑦ, ᑕᑯᐅᑎᑉᓗᓂᑦ ᐊᒻᒪᓗ ᖃᓪᓚᕆᑕᐅᑎᑉᓗᓂᑦ ᖃᓄᕐᓂᖅᑕᑦ ᓴᓇᔨᓂᖅᑕᑦ ᑕᑯᐊᐅᑎᑦᑎᓪᓚᑕ ᓇᑉᓕᑲᑎᓂᖅ ᑲᑎᒪᔨᓴᖅᑕᑦ ᐊᑐᓕᖅᑎᑦ ᐊᑎᖃᒧᑦ (ᐊᐅᓚᐅᔪᐊᖅ 5). Ċᑦᓇ ᐊᑦᖁᑭᓯᓕᒫᑉᓗᓂᔪᐊᑕᐅᓕᖅᓴᖅ ᐊᑐᑦᑕᐅᓕᐅᓕᒻᒥᓕᑦ ᐊᒻᔪᐃᑉᐸᑎᑎᕐᑐᑉᓗᓂᓄᑦ ᓇᑉᑕᑐᓂᖅᓴᓕᑦ ᓇᐃᑦᑖᑐᓂᖅᑕᑦ ᓇᐃᑦᑖᑐᓂᖅᑕᑦ ᐊᑐᑦᑕᐅᓕᐅᓕᒻᒥᓗᓂᓄᑦ ᐃᓚᖅᑎᑑᓂᖅ (ᑎᑎᕆᖅᓯᒪᔪᑦ 6) ᑕᒪᓐᓇᓗ ᑭᒃᑯᑐᐃᑐᐃᓐᓇᓚᐊᖅᑕᐅᓂᖅᑐᓄᑦ ᐊᖅᓴᖅᑎᑦᑕᐃᓐᓇᑦ ᖃᓄᐃᓕᓴᕐᓂᖅᑕᑦ ᑭᓇᐅᔭᓐᓇᑦ ᑲᑎᒪᔨᓴᖅᑕᑦ ᖃᓄᐃᓕᓴᕐᓂᖅᑕᑦ ᑭᓇᐅᔭᓐᓇᑦ ᑲᑎᒪᔨᓴ

ᑎᑎᕋᖅᓯᒪᔪᑦ 6. ᐅᑎᕐᑕᓂᖅᓯᒡ ᐊᕐᕌᒍᑕᒪᑦ ᖁᓕᓴᐅᕕᒃᓴᓇᓕᑦ ᑕᑯᔪᐅᑎᓕᑦ ᑕᑯᔭᐅᓂᓴᓂᑦ ᐊᒻᒪᓗ ᖃᓄᐃᓕᖅᓯᒪᓕᐅᑎᓴᓂᑦ ᐅᖃᓄᑎᑦᓴᐅᓯᒪᔪᑦ ᐅᑯᓇᖅᓯᒡᒎᓪᓚᑦ ᐃᒪᓕᒪᓐᓇᖅᑐᑦ ᐃᒪᓕᒪᓐᓇᖅᑐᓂᒃᑯᓂᖅᓯᒪᓂᖅ ᖃᓄᐃᓕᖅᑕᐅᔪᑦ ᐊᒻᒪᓗ ᖁᓕᓴᐅᕕᒃᓴᓇᓕᑦ ᐊᑐᖅᓯᒪᔪᑦ ᐊᑐᖅᓯᒪᔪᑦ 2021 ᐊᒻᒪᓗ 2025. ᐊᑐᓂ ᐱᓕᕆᓂ ᖃᓄᐃᓕᖅᑕᐅᔪᓂ, ᐅᓇᓱᓂᖓᓂᑦ ᑎᑭᓯᒪᓂᖓᓂᑦ ᖃᐅᔨᓴᖅᑎᑦᓴᓂᖓᓂᑦ ᐱᔨᐅᓪᓚᐅᑦᑐᑦ ᑕᐅᔭᕋᖅᓯᒡ ᐊᑐᖅᓯᒪᔪᑦ 2021 ᐊᒻᒪᓗ 2025 ᐅᖃᓄᑎᑦᓴᐅᔭᕐᓗᒃᑐᑦ.

ᓄᓇᕗᑦ	ᓇᓪᓕᕈᑎᓂᖅ	ᐅᓪᓗᖓᓕᒃ ᑎᑎᕈᒪᕐᓇᖅᑐᖓ	ᐅᓇᓱᓂᖓᓂᑦ ᐃᓱᓕᕆᑦᔨᒍᓕᐅᑦᑐᖅ ᑎᑎᕋᖅᑕᐅᔪᓂᖓᓂᑦ ᖃᓄᐃᓕᖅᑕᐅᔪᑦ ᐊᑐᖅᓯᒪᔪᑦ
ᐃᓕᓴᕆᔨᒃ	ᐅᐱᖅᓯᒧᑦ	15 ᐃᓪᓗ – 12 ᐊᐃᓐᓇᓕ	0
		13 ᐊᐃᓐᓇᓕ – 18 ᓪᐃ	0
		19 ᓪᐃ – 9 ᕿᓕᐃ	42
	ᐅᑭᐊᓴᖅ	01 ᐅᑐᐱᓐᓇ – 27 ᐅᑐᐱᓐᓇ	0
		28 ᐅᑐᐱᓐᓇ – 19 ᓄᕆᐱᓐᓇ	36
		20 ᓄᕆᐱᓐᓇ – 11 ᑎᓯᐱᓐᓇ	3
ᖃᓄᖅᑕᖅ	ᐅᐱᖅᓯᒧᑦ	7 ᓪᐃ – 31 ᓪᐃ	0
		1 ᔪᓂ – 24 ᔪᓂ	39
		25 ᔪᓂ – 19 ᕿᓕᐃ	34
	ᐅᑭᐊᓴᖅ	26 ᐅᑐᐱᓐᓇ – 15 ᓄᕆᐱᓐᓇ	25
		16 ᓄᕆᐱᓐᓇ – 26 ᓄᕆᐱᓐᓇ	205
		27 ᓄᕆᐱᓐᓇ – 15 ᑎᓯᐱᓐᓇ	122

ᑎᑎᕋᐱᑎᑎᓵ ᖃᐅᔨᓪᓚᕕᓴᑎ

ᐃᓵᐱᑎᑕᑎᐊᕆᔪᓵᓕᒍ ᒥᑭᓭᓴ ᖃᐅᔨᓴᖅᓴᖅᓯᐅᓵ ᐊᖏᑎᓂᖓ 10 ᐃᓕᒥᐅᑯᖓᓕᐅᑐᑐᑦ ᓴᖃᑭᑎᑕᑎᑎᑕᐅᔪᓕᒪᑦ ᑕᑎᑎᕈᖅᓴᖅᑐᑎᑕᐅᔪᓕᒪᑦ ᑎᑎᕋᐱᑎᑕᖓᓕᒫᑦ ᑎᑎᕋᐱᑎᑕᐅᔪᓕᒪᑦ (GMA) ᓴᖃᑭᑎᑕᖏᑦᑐᑦ, ᓭᓄᕐᑕᒥᓴᐃᔅᑦ (2021-2025) ᑲᑎᒪᓂᖏᑦᑐᑦ ᖃᓄᐃᓕᖅᑕᐅᔪᑦ ᓂᒋᐊᓂ ᖃᑭᖃᖅᑐᓂᓵᓂᒍ ᐃᓄᐃᑦᑐᖅᓯᒪᓂᖅ ᐅᑭᐊᓴᖅᑐᑦ

ᑎᑎᕋᖅᓯᒪᔪᓂ 7. ᑎᒥᖓᔪᓂᒃᑕ ᑲᑎᓯᒪᐅᓂᖏᓐᓂᓂ ᖃᐅᔨᓴᓯᐊᖏᑎᑐ ᐊᑐᓵᓄᓂ ᑎᒥᖓᔪᑎᑐᓂ ᐃᓕᓴᕐᑐᓂᑐᓂᓂ ᐊᓚᒪᓗ ᓄᑕᒥᓂ ᖃᐅᔨᔪᐅᑎᓂᔪᓂᑦ ᑲᑎᓯᒪᐅᓂᖏᓐᓂᓂ ᓄᓇᕗᑦᑐᐃᓐᓇᖅᑐᑦ ᖃᓄᐃᓗᒃᑕᐅᔪᓂ Parent et al. (2023) ᖃᐅᔨᓴᓂᓂ ᖃᓄᐃᓗᒃᑕᐅᔪᓂ ᖃᓄᐃᓗᒃᑕᐅᔪᓂᒃ ᖃᓄᑎᔪᖓᓂᒃ ᓄᓇᕗᑦᑐᓂ ᐃᓚᐅᔨᓪᓚᐅᔪᓂᒃ ᐊᓚᒪᓗ ᖃᐅᔨᑦᑕᐅᔪᓂᒃ ᐊᐅᓂᖓᓂᒃ 2021 ᐊᓚᒪᓗ 2025. Ns: ᐅᓄᓂᖓᓂ ᐃᓕᓐᓄᐅᓚᓂ ᖃᐅᔨᓴᓚᓛᐃᓪᓗᓂ; Nv: ᐅᓄᒃᓂᖓᓂ ᐊᐱᓕᖅᑕᑦᑐᓂ ᐊᖏᓴᓯᑦᑕᐅᓪᓚᖓᓂ ᐅᓪᓗᓄᓂ (ᖃᓄᐃᒪᓚᓪᓚᐅᔪᓂᑦ); P: ᐅᓄᒃᓂᖓᓂᑦ; WHB: ᐱᖓᓱᓇ ᖃᓄᐅᓂ ᑕᓯᐅᔨᖅᑐᐃᖅᑐᖅ, BEL-EHB: ᓴᓂᓕᓗᐊᖅ–ᑲᓇᒃᓇ ᖃᓄᐅᓂ ᑕᓯᐅᔨᖅᑐᐃᖅᑐᖅ, JAM: ᓯᖓᓂᖅᐅᓂᑦ, CSB: ᑎᓄᐅᔨᖅᓚᐅᑦ, CI: ᖃᐅᓇᓇᒃ ᖃᓄᐃᒃᓂᓂᓂᒃ ᐊᑯᒃᓂᓂᒃ ᐃᓄᐃᑦᑐᓂᓂᒃ ᐊᖏᓴᓯᐊᓂᐅᔪᓂᒃ ᖃᓄᐃᓗᒃᑕᐅᔪᓂᒃ; CV: ᐅᓄᓂᓴᐅᒃᖃᓄᐃᓇᑦᓇᓇᖅ ᑕᑐᖅ ᐊᐱᓕᔭᒃᓂᖃᑕᓂᓂᒃᓂᒃ ᑐᓄᐃᓚᓂᐅᔪᓂᒃ (CVs)/ᐊᖏᓴᓯᐊᓂᓗᒥ ᖃᓄᐃᓚᓂᑎᓕᐅᔪᓂᒃ (CVv).

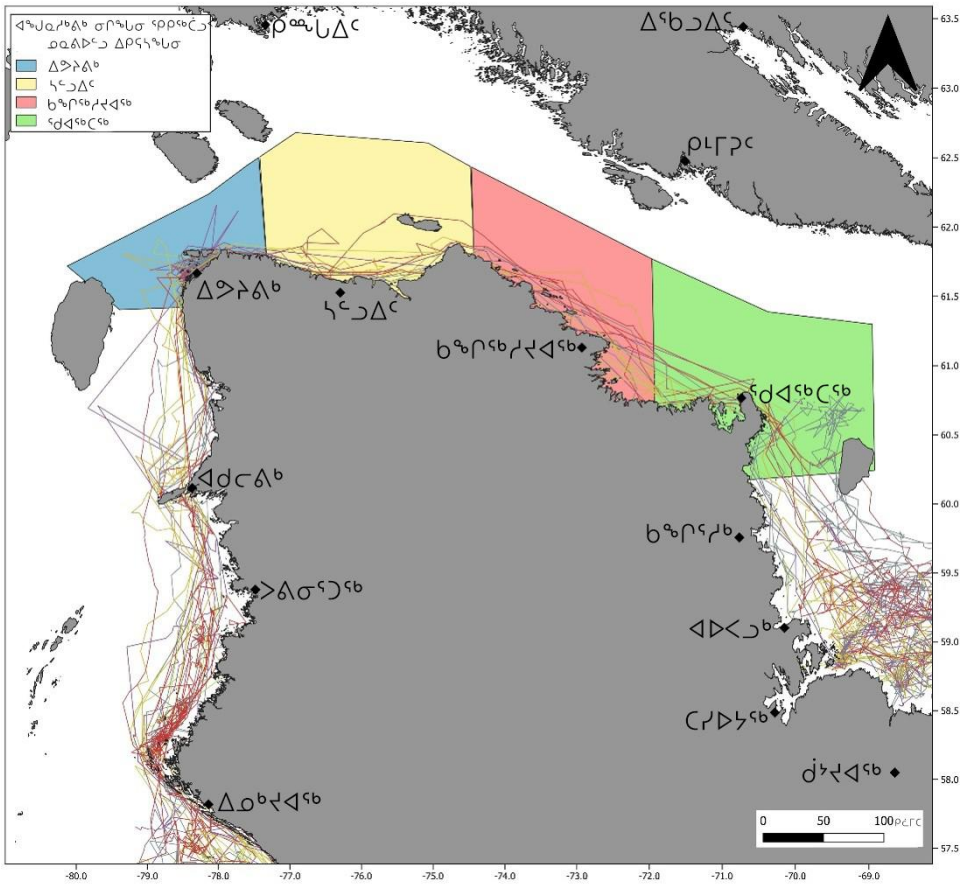
ᐃᓂᓪᓚ	ᓇᓪᓂᕈᑎᓂᖅ	Ns/Nv	WHB ᐅᓄᓂᖓᓂᑦ (%)			BEL-EHB ᐱᐃᓴᐅᔪᑦ (%)			JAM ᐅᓄᓂᖓᓂᑦ (%)			CSB ᐅᓄᓂᖓᓂᑦ (%)		
			P	95% CI	CV	P	95% CI	CV	P	95% CI	CV	P	95% CI	CV
ᐃᓕᖅᐱᐃᓐ	ᐅᑭᐅᖓᑕᒃ (15 ᐃᑦᓯ – 12 ᐊᐃᓚᓪᓕ)	0/0	ᑐᖅᓯᐊᕈᑎᑕᖃᖓᓂᑦᑐᖅ	–	–	ᑐᖅᓯᐊᕈᑎᑕᖃᖓᓂᑦᑐᖅ	–	–	ᑐᖅᓯᐊᕈᑎᑕᖃᖓᓂᑦᑐᖅ	–	–	ᑐᖅᓯᐊᕈᑎᑕᖃᖓᓂᑦᑐᖅ	–	–
	ᐅᐱᖓᓚᕆᑦᑎᓐᓄᑐᒍ (13 ᐊᐃᓚᓪᓕ – 18 ᒪᐃ)	0/0	ᑐᖅᓯᐊᕈᑎᑕᖃᖓᓂᑦᑐᖅ	–	–	ᑐᖅᓯᐊᕈᑎᑕᖃᖓᓂᑦᑐᖅ	–	–	ᑐᖅᓯᐊᕈᑎᑕᖃᖓᓂᑦᑐᖅ	–	–	ᑐᖅᓯᐊᕈᑎᑕᖃᖓᓂᑦᑐᖅ	–	–
	ᐅᐱᖓᓱᒃ (19 ᒪᐃ – 9 ᔪᓚᐃ)	42/13	69.9	42.8-90.7	18.0%	13.7	3.3-29.7	50.6%	14.4	1.0-42.5	75.6%	1.8	0.8-3.2	33.6%
ᐃᓕᖅᐱᐃᓐ	ᐅᑭᐊᖓᕆᑦᑎᓐᓄᑐᒍ (01 ᐅᑐᐱᓚ – 27 ᐅᑐᐱᓚ)	0/0	ᑐᖅᓯᐊᕈᑎᑕᖃᖓᓂᑦᑐᖅ	–	–	ᑐᖅᓯᐊᕈᑎᑕᖃᖓᓂᑦᑐᖅ	–	–	ᑐᖅᓯᐊᕈᑎᑕᖃᖓᓂᑦᑐᖅ	–	–	ᑐᖅᓯᐊᕈᑎᑕᖃᖓᓂᑦᑐᖅ	–	–
	ᖃᑎᖅᓱᓂ ᐅᑭᐊᖓᑦ (28 ᐅᑐᐱᓚ – 19 ᓄᐃᐱᓚ)	36/9	40.7	11.0-74.1	41.6%	54.4	20.1-86.4	32.3%	1.7	1.0-2.9	27.2%	3.2	0.7-8.6	58.7%
	ᐅᑭᐊᖓᑐᖅᐅᓕᕆᑦᑎᓐᓄᑐᒍ (20 ᓄᐃᐱᓚ – 11 ᑎᓯᐱᓚ)	3/2	ᑐᖅᓯᐊᕈᑎᑕᖃᖓᓂᑦᑐᖅ	–	–	ᑐᖅᓯᐊᕈᑎᑕᖃᖓᓂᑦᑐᖅ	–	–	ᑐᖅᓯᐊᕈᑎᑕᖃᖓᓂᑦᑐᖅ	–	–	ᑐᖅᓯᐊᕈᑎᑕᖃᖓᓂᑦᑐᖅ	–	–
ᖃᓄᐃᑦᑐᖅ	ᐅᐱᖓᓚᕆᑦᑎᓐᓄᑐᒍ (7 ᒪᐃ – 31 ᒪᐃ)	0/0	ᑐᖅᓯᐊᕈᑎᑕᖃᖓᓂᑦᑐᖅ	–	–	ᑐᖅᓯᐊᕈᑎᑕᖃᖓᓂᑦᑐᖅ	–	–	ᑐᖅᓯᐊᕈᑎᑕᖃᖓᓂᑦᑐᖅ	–	–	ᑐᖅᓯᐊᕈᑎᑕᖃᖓᓂᑦᑐᖅ	–	–
	ᐊᐅᑲᑦᓴᓕᖅᑎᓐᓄᑐᒍ (1 ᔪᓂ – 24 ᔪᓂ)	39/23	78.2	55.5-93.9	12.9%	19.3	4.1-42.9	52.4%	1.3	0.5-2.7	40.3%	1.2	0.7-1.9	25.4%
	ᐊᐅᑲᕆᑦᑎᓐᓄᑐᒍ (25 ᔪᓂ – 19 ᔪᓚᐃ)	34/17	63.6	30.2-91.6	25.3%	8.5	0.2-26.9	93.8%	16.7	3.0-39.1	56.8%	11.2	0.6-34.2	81.5%
	ᐅᑭᐊᖓᕆᑦᑎᓐᓄᑐᒍ (26 ᐅᑐᐱᓚ – 15 ᓄᐃᐱᓚ)	25/10	32.7	11.6-58.2	37.4%	62.4	32.7-86.8	22.9%	2.6	0.2-9.5	84.4%	2.3	0.2-7.8	76.0%
	ᐅᑭᐊᖓᑦ ᖃᑎᖅᓱᓂ (16 ᓄᐃᐱᓚ – 26 ᓄᐃᐱᓚ)	205/25	66.4	56.6-75.8	7.4%	11.4	1.7-28.8	62.5%	7.4	0.2-24.7	91.9%	14.8	8.9-21.8	22.4%
	ᐅᑭᐊᖓᑐᖅᐅᓕᕆᑦᑎᓐᓄᑐᒍ (27 ᓄᐃᐱᓚ – 15 ᑎᓯᐱᓚ)	122/24	86.4	71.0-96.6	7.7%	6.8	0.3-21.7	87.2%	3.5	0.0-13.4	98.2%	3.3	0.1-10.9	91.1%
ᐅᐊᓱᓚᖅ ᖃᑭᖓᑕᒧᑦ ᓄᓚᐃᐅᓪᓚᒍ ᐃᑭᕆᓴᖅᓯᒪᓂ	ᐅᐱᖓᓱᖓ (01 ᐃᓱᒪᐅᓚ – 31 ᐋᑦᑎᓯ)	42/28	70.7	30.1-97.0	25.7%	6.5	0.5-18.9	75.9%	4.9	0.1-18.9	97.8%	17.9	0.2-59.8	93.0%
	ᐅᑭᐊᖓᑦ (01 ᐃᓱᒪᐅᓚ – 31 ᐋᑦᑎᓯ)	78*/47	87.9	70.5-97.4	8.1%	0.6	0.2-1.2	40.8%	0.6	0.2-1.3	43.4%	10.9	1.9-28.4	60.0%
	ᐅᑭᐊᖓᕆᑦᑎᓐᓄᑐᒍ (01 ᓯᑎᐱᓚ – 20 ᐅᑐᐱᓚ)	20/12	94.1	87.2-97.8	2.9%	1.4	0.3-3.0	41.2%	2.3	0.6-2.6	60.6%	2.2	0.1-4.6	37.0%
	ᐅᑭᐊᖓᑐᖅᐅᓕᕆᑦᑎᓐᓄᑐᒍ (21 ᐅᑐᐱᓚ – ᓴᓐᓄᐊᓚ 31)	56/35	79.3	52.0-96.4	59.6%	0.9	0.3-1.9	46.1%	0.7	0.3-1.3	33.9%	19.1	2.9-46.2	59.6%

*ᓴᖅᑭᑐ ᖃᐅᔨᓴᓂᓂᒃ ᐱᖓᐅᓪᓚᔨᓴᒪᓂᑦᑐᑐᒃ ᐅᑐᐱᓚᒥ ᓇᓗᓇᐃᔨᓴᒪᓚᕆᑦᑐᓂᒃ ᐱᖓᐅᔨᒥᓂᐅᐃᓐᓇᖅᑐᓂᓂ ᐅᓪᓗᓄᓂᓂ ᐅᑭᐊᖓᑦ ᐊᑐᓵᓄᓂᓂ ᐊᓚᒪᓗ ᐊᑐᑦᑕᐅᔪᒍᒧᓐᓄᑦᑐᓂᓂ ᐱᑎᐊᓕᕆᓂᖅᓯᒪᓂᒃ/ᐃᔨᓕᓕᓂᖅᓯᒪᓂ ᐅᑭᐊᖓᑦ ᖃᐅᔨᓴᓂᓂᒃᓂᒃ ᐅᑐᐱᓚᒥ.

ᐃᓕᓐᓄ BEL-EHB (ᓴᓂᐹᓗᐊᖅ–ᑲᓇᐅᓇᓐᓄᓂᓂ ᑕᓯᐅᔨᖅᔪᐊᖅ) ᖃᐅᔨᑦᑕᑦ ᖃᓪᓗᓈᐃᑦ ᐅᐱᕐᓴᐅᔨᑯᑦ ᖃᓪᓗᓈᑦᑕᐅᔪᑦ ᐃᓂᕐᓴᐅᓕᖅᑎᑦ (13.7%, 95% CI: 3.3-29.7%) ᐊᒻᒪᓗ ᖃᐅᖅᑕᒥᑎ (19.3%; 95% CI: 4.1-42.9%) ᐊᐳᑎᖓᓪᓗᐊᓕᐅᕙᖅᓯᒪᓕᑦ ᐊᒻᒪᓗ ᐊᐳᐅᓂᓴᐅᕐᓴᐅᓪᓗᓂᑲᑎᒃ ᐅᓂᒃᑲᓕᐊᓇᐅᓴᒪᔪᓄᑦ ᓂᒋᐊᓂ ᖁᑭᖅᑕᓗᓪᓕ ᓄᓇᓗᐅᔪᓐᓇ ᐃᑭᕐᓗᓈᖅᓯᒪᓂ ᐊᒻᒪᓗ ᐊᑯᓂᖅᓯᒪᓂᖅᓄᑦ 1985-2021 (12.3%; 95% CI: 8.6-16.5%; Parent et al. 2023). ᖃᐅᔨᖅᑕᒥᑎ, ᐃᓕᓐᓄ BEL-EHB (ᓴᓂᐹᓗᐊᖅ–ᑲᓇᐅᓇᓐᓄᓂᓂ ᑕᓯᐅᔨᖅᔪᐊᖅ) ᖃᐅᔨᑦᑕᑦ ᖃᓪᓗᓈᐃᑦ ᖃᐅᔨᓴᓴᐅᑎᓪᓗᐊᓕᖅᑐᓂ ᐱᑎᐊᓕᕐᕋᓂᖅᓄᑦ ᐅᐸᐅᓴᓴᐸ (62.4%; 95% CI: 32.7-86.8% ᑕᐅᔭᖓᑦ 26 ᐅᑎᐱᓗ – 15 ᓄᕕᐱᓗ) ᖁᑎᖓᓄᑦ (11.4%; 95% CI: 1.7-28.8% ᑕᐅᔭᖓᑦ 16 ᓄᕕᐱᓗ – 26 ᓄᕕᐱᓗ) ᐅᖁᐅᓕᑎᓪᓗᒍ (6.8%; 95% CI: 0.3-21.7% 27 ᓄᕕᐱᓗ – 15 ᑎᓯᐱᓗ). ᑕᒪᓐᓇ ᖃᓄᐃᓕᔭᓕᐊᓂᖓᓐᓂ ᐊᐳᐸᓗᑎᒪᒍ ᑕᐃᓴᓯᒪ ᐅᓂᒃᑲᓕᐊᓇᐅᓕᐅᕙᓪᓕᒃ ᓴᖅᓯᓕᓪᓕᐅᕙᓪᓕᓕᒃᓴᓂᐅᓂ ᓂᒋᓪᓕᓪᓴᒋ ᖃᐅᔨᖅᑕᒥᐸᓂ ᓄᓇᓗᐅᔪᓐᓇ ᐃᖁᐸᓗᐊᓂᖅᓄᑦ ᐃᓕᓴᕐᔪᐊᓘᓐᓃᑦ (ᑕᓯᓗᒍ ᑎᑎᕋᓱᒪᔪᑦ 7 ᐅᑯᓇᓂ Parent et al. 2023). ᑕᐃᒪᐃᓱᓗᑎᒃᓴᓗᒍ ᖃᓄᐃᓇᓕᐹᓱᓂᓂᕐᑕ ᐅᓇᓂᓐᓂᕐᑕ BEL-EHB (ᓴᓂᐹᓗᐊᖅ–ᑲᓇᐅᓇᓐᓄᓂᓂ ᑕᓯᐅᔨᖅᔪᐊᖅ) ᖃᐅᔨᑦᑕᑦ ᖃᓪᓗᓈᓐᓃᑦ ᑎᑎᕋᓱᒪᔪᑦ ᐃᓚᓐᓇᕐᓂᖅᓄᑦ ᐊᐳᑦᓴᓴᐅᓂᖅᓄᑦ (2021-2025). ᑕᒪᓐᓇ ᑕᐃᒪᐃᓕᓚᑎᓪᓚᕐᓂᓕᓐᓂᑦ ᐊᐳᓂᓂᖅᓄᑦ BEL-EHB (ᓴᓂᐹᓗᐊᖅ–ᑲᓇᐅᓇᓐᓄᓂᓂ ᑕᓯᐅᔨᖅᔪᐊᖅ) ᐱᐃᓴᓴᐅᓂᖅᓄᑦ ᐊᐳᓚᓚᑦᑎᓐᓂᖅᓄᑦ ᑕᐅᔭᓐᓄᖅᓄᑦ ᐅᖁᐅᓂᖅᓄᑦ BEL-EHB (ᓴᓂᐹᓗᐊᖅ–ᑲᓇᐅᓇᓐᓄᓂᓂ ᑕᓯᐅᔨᖅᔪᐊᖅ) ᖃᐅᔨᑦᑕᑦ ᖃᓪᓗᓈᐃᑦ ᖁᑎᖓᓄᑦ ᐅᖁᐅᔨᓴᐸ (28 ᐅᑐᐱᓗ – 19 ᓄᕕᐱᓗ) ᖃᓪᓗᓈᑦᑕᐅᔪᑦ ᐃᓕᓴᕐᔪᐊᓘᓐᓃᑦ (54.4%; 95% CI: 20.1-86.4) ᐊᐳᐅᓂᓴᐅᑎᓪᓚᕐᓂᖅᓄᑦ ᖃᐅᔨᓴᓴᐅᑎᓪᓚᕐᓂᖅᓄᑦ ᐅᖁᐅᔨᓴᖅᓯᒪᓕᑦ ᐱᐅᓚᓪᓕᐊᓂᖓᓐᓂᖅᓄᑦ ᐅᖁᐅᔨᓴᖅᓯᒪᓕᑦ ᖃᐅᔨᖅᑕᒥᑎ, ᑲᑎᒪᓗ ᐅᓄᓂᓴᐅᓂᓪᓗᓂᖅ ᐃᓕᓐᓂᕐᓂᖅ ᐅᖃᐅᑎᕐᓴᐅᓕᐅᕙᓪᓕᑐᒍ ᓂᒋᓚᐊᒍ ᖁᑭᖅᑕᓗᓪᓕ ᓄᓇᓗᐅᔪᓐᓇ ᐃᓕᓴᕐᔪᐊᓘᓐᓃᑦ ᐃᓄᐃᑦᑐᓂᓕᕐᓂᖅᓄᑦ ᐅᖁᐅᔨᓴᖅᓯᒪᓕᑦ ᐃᓄᐃᑦᑐᓂᓕᕐᓂᖅᓄᑦ (ᑎᑎᕋᓱᒪᔪᑦ: 10.4-51.5%-ᖏᓪᓂ; ᑕᓯᓗᒍ ᑎᑎᕋᓱᒪᔪᑦ 7 ᐅᑯᓇᓂ Parent et al. 2023). ᐱᔨᔪᑎᑎᓪᓗᒍ ᖃᐅᔨᓴᖅᓱᓴᐃᑦ ᐊᓂᖓᓂᖏᓪᓗᓂ ᑮᑭᔨᖅᑕᓗᓪᓕᐅᓂᖅᓄᑦ ᐅᖁᐊᓂᖅᓯᒋᐊᓕᓐᓂᒍ, ᐃᓂᒪᓕᐅᕐᑐᑎᓴᐅᖏᓪᓗᓂᖅᓄᑦ ᐃᓚᖅᓇᐅᑎᓪᓗᐊᓂᒪᓕᒃᑲᓕᓪᓚᕐᓂᖅᓄᑦ BEL-EHB (ᓴᓂᐹᓗᐊᖅ–ᑲᓇᐅᓇᓐᓄᓂᓂ ᑕᓯᐅᔨᖅᔪᐊᖅ) ᖃᐅᔨᑦᑕᑦ ᖃᓪᓗᓈᖏᓪᓗᓂ ᖁᓕᓴᐅᓂᖅᓄᑦ ᐃᓄᐃᑦᑐᓂᓕᕐᓂᖅᓄᑦ ᐊᐱᕐᓴᐅᓂᖅᓄᑦ ᖃᐅᔨᓴᓴᐅᑎᓪᓗᐊᓕᖅᑐᓂ ᖃᐅᔨᓴᖅᓯᒪᓕᑦ ᐃᓄᐃᑦᑐᓂᓕᕐᓂᖅᓄᑦ ᐊᐱᕐᓴᐅᓂᖅᓄᑦ ᐊᐱᕐᓴᐅᓂᖅᓄᑦ ᐃᓄᐃᑦᑐᓂᓕᕐ

ᓇᓕᓕᔪᑎᓂᒪᒥ ᖃᐅᔨᒪᓯᓕᕐᓂ (ᐊᑦᔪᖅᓯᐊᖅ 6), ᑕᐃᑲᐅᐊᓗᓐ ᐊᑐᑦᑕᐅᓕᐅᑦᑕᑐᑎᑲ ᐊᒻᔪᐃᐃᕐᑎᕆᐅᓕᓕᓗᑎᑲ ᓇᓕᓕᒋᑎᓂᓂᑲ ᓇᐃᓇᓕᑎᑦᓯᔪᓕᓗᑎᑲ ᐱᖓᓱᓂᑦ (ᑎᑎᖅᓯᐊᖅ 8). ᐊᒥᑎᓕᐅᒻᒪᒪᑕ ᐱᖓᓱᓂᐅᑦ ᖃᓄᖅᓱᒪᒋᔭᐅᑦᑕ ᑕᐃᑲᐅᐊᓗᓐ ᖃᐅᔨᓴᖅᑎᑦᑕᕐᓂᖅᓱᓂ ᐅᐊᑦᑎᓂᒃᑯ

ᐅᓄᔭᓂᓴᐃᑦ 70%-ᖏᕐᓂᑦ ᖃᐃᓕᑦᑕ ᖃᓪᓗᓂᑦᑕᐅᔨᑦ ᐅᐊᓇᖏᓂ ᖃᐅᖅᑕᓗᒍ ᓄᓇᖃᐅᔨᑦ ᐃᓪᓗᓂᑦᑕᐅᔨᒪᑕ ᐅᔪᓐᓇᖏᓂ WHB (ᐱᖓᓱᓇᖏᓂ ᑕᓯᐅᔨᖅᑲᐊᑕ) ᐅᓄᔭᓕᕐᓄᑦ. ᐃᓕᔭᓇᓪᒪᖏᔭᓂ ᓇᓪᓕᕐᒪᓂᑦ, ᐃᓪᓗᕐᑦ BEL-EHB (ᓴᓂᑭᓗᐊᖅ–ᑲᓇᔭᓇᖏᓂ ᑕᓯᐅᔨᖅᑲᐊᓂ) ᒥᑭᐊᓪᒪᒃᑕ ᐊᒻᒪᓗ ᐊᑦᑕᓯᓂᓴᐃᐅᔪᓗᑎᑉ ᑭᖑᓪᓕᓯᓂᕐᓄᑦ ᖃᐅᔨᓗᒍᑦ ᐊᐅᔭᓂᖏᓂ ᖃᓄᖅᓴᓂᓴᐃᐅᓪᒪᓇᓂᑦ (0.6%, 95% CI: 0.2-1.2) ᐅᑭᐊᓴᖅᓯᑦ ᐊᒻᒪᓗ 6.5%, 95% CI: 0.5-18.9 ᐅᐱᖏᖅᓯᑦ). ᐊᐳᔭᓗᐊᓕᓂᓗᓂᐅᖅ ᓂᒥᐊᑕ ᖃᑭᖅᑕᓗᒍᑦ ᓄᓇᖃᐅᔨᑦ ᐃᓪᓗᓂᑦᑕᐅᔨᒪᑕ ᑭᑎᓂᓗ ᐅᑭᐊᓴᖅᓯᑦ, ᑎᓄᐳᖏᖅᓱᐅᔭᑦ ᖃᓄᐃᓕᓐᓂᕐᒥᔭᓄᑦ ᖃᐅᔨᓴᖅᓯᑦ (19.1%; 95% CI: 2.9-46.2%) ᐅᐊᓇᖓᓂ ᑕᓯᐅᔨᖅᑲᐊᓇᓂᑦ ᖃᐅᔪᓐᓇᖏᓂᑦᑕᐅᔨᒪᑕ ᐃᓪᓗᓂᑦᑕᐅᔨᒥᒪᑕ ᐱᓪᒪᓚᐃᓇᔭᓂᓄᑦ ᐅᓄᔭᓂᖏᓂᓂᓄᑦ (19.1%; 95% CI: 2.9-46.2%) ᐅᐊᓇᖓᓂ ᑕᓯᐅᔨᖅᑲᐊᓇᓂᑦ ᖃᐅᔪᓐᓇᖏᓂᑦᑕᐅᔨᒪᑕ ᐱᓪᒪᓚᐃᓇᔭᓂᓄᑦ ᐅᓄᔭᓂᖏᓂᓂᓄᑦ (19.1%; 95% CI: 2.9-46.2%) ᐅᐊᓇᖓᓂ ᑕᓯᐅᔨᖅᑲᐊᓇᓂᑦ ᖃᐅᔪᓐᓇᖏᓂᑦᑕᐅᔨᒥ


ᐊᖏᔪᓇᓱᒃᑐᒃ ᓂᕆᔨᒪᓂ ᖃᓄᖅᑕᓪᓚᐅᖅ ᓄᓇᕗᑦᑕᓪ ᐃᑭᕐᕕᖏᓐᓂᒃ
ᐃᒪᓕᒃ
ᓴᖅᑭᑐᐃᓐᓇᖅ
ᑲᔪᓯᖅᑕᕐᓂᖅ
ᐃᓕᓴᐅᔪᖅ
ᐅᖃᓕᒫᖅ
ᑐᓴᕐᓯᒪᔨᖅ
ᑕᓯᐅᑦᑎᐊᖅ
ᐊᑐᐊᓂᖅ
ᑲᑎᒪᔨᖅ
ᐊᓂᐊᖅ
ᑭᓯᐊᓕᖅ
ᐃᓗᐊᓂᖅ
ᐃᓚᐅᑉᐳᖅ
ᐃᓗᐊᓂᖅ
ᐃᓕᓴᐅᔪ

ᐃᑭᕋᖅᓱᒪᔪ ᖃᑯᐊᑎᑕᖅᑲᒧᑦᓗᕋᓯᐊᓪᓗᓂᑦ ᑎᑭᐅᒪᒪᓴᐸᓴᑦ ᐊᑯᓂᓕᖅᓯᓂ 3.7 ᐊᒻᒪᓗ 24.0 ᐅᓪᓗᓄᑦ (ᒥᑦᓴᓂ: 6.9 ᐅᓪᓗᓂ, q25: 4.9 ᐅᓪᓗᓂ, q75: 9.0 ᐅᓪᓗᓂ). ᑕᒪᓐᓇ ᒪᓕᑎᐊᖅᓯᒪᓕᑦ ᓇᓕᐊᓐᓄᐊᓂᓕᖅᓯᓂ ᓯᑲᓂᓚᕆᐅᔪᓂᑦ (ᑎᑎᕋᖅᓯᓪᓚᔪᑦ 9) ᑕᑦᑯᐊᓗ ᒪᓕᑎᐊᖅᓯᒪᓪᓗᓂᑦ Smith ᐊᒻᒪᓗ Martin (1994) ᐊᒻᒪᓗ Richard et al. (1998) ᑕᐃᓐᓇᓗ ᓯᑲᓂᖅᓱᓂᕆᐅᓂ 1.6-5.99 ᖃᐅᓕᑐᑐ/ᐃᑲᕋᖅᑎᑦ ᐊᒻᒪᓗ 1-10 ᖃᐅᓕᑐᑐ/ᐃᑲᕋᖅᑎᑦ, ᐃᒪᑦᑯᓲᓪᓗᓂᑦ, ᖃᑯᓕᑦ ᖃᓄᐊᓕᐃᓐᓇᖅᑐᑦ ᓇᓕᐊᓄᐊᓕᕐᓂᓪᓕᓕᑦ.

ᐅᓄᓐᓂᖅᑦ ᖃᐅᔨᓴᓵᕆᐊᓴᐅᔨᓪᓚᕐᑦ ᑎᒥᖅᓯᓂᖅᓐᓂᑦ ᖃᐅᔨᓴᓵᔨᓯᑎᐊᓐᓂᖅ ᒧᓐᓇᕐᑕᖅᓯᒪᓕᐅᑦᑐᓂᑦ (2021-2025) ᐊᖏᕐᕕᓂᑦ ᒥᑭᓗᐊᒪᒪᑕ ᖃᑯᑦᑕᑦ ᖃᓄᐃᓕᐅᕐᓂᓐᓂᑦ ᓄᓇᕗᖅᓯᓂᑦ ᐃᐅᔨᐊᐅᑦ ᐃᒍᓇᑎᑕᐅᓂᖅᓴᓪᓗᓂ ᐅᑭᐅᖓᓂᖅᓴᐃᓕᓴᐅᓂᑦ ᖃᐅᔨᓴᓵᕆᐊᓴᐅᔪᓂᑦ ᐊᖏᕐᕕᓂᑦ ᑎᑭᐅᒪᒪᑕ ᐃᑲᓕᑎᑕᐅᓂᖅᓴᓪᓗᓂᑦ ᖃᐅᔨᓴᓵᕆᐊᓴᐅᔪᓂᑦ ᓄᓇᕗᖅᓯᓂᑦ ᐃᓕᓴᕐᓂᓐᓂᑦ ᐊᖏᕐᕕᓂᑦ ᑎᑭᐅᒪᒪᑕ ᑲᑎᕋᖅᑕᐅᓂᖅᓴᓪᓗᓂᑦ ᖃᐅᔨᓴᓵᕆᐊᓴᐅᔪᓂᑦ ᖃᐅᔨᓴᓵᔨᓯᑎᐊᓐᓂᖅ ᐱᓕᕆᐊᖃᓕᕐᓂᑦ ᖃᐅᔨᓴᓵᕆᐊᓴᐅᔪᓂᑦ ᐊᖏᕐᕕᓂᑦ ᑎᑭᐅᒪᒪᑕ ᑭᖑᓪᓕᐊᓘᓐᓃᑦ ᐃᓕᓴᕐᓂᓐᓂᑦ ᐊᖏᕐᕕᓂᑦ ᑎᑭᐅᒪᒪᑕ ᑲᑎᕋᖅᑕᐅᓂᖅᓴᓪᓗᓂᑦ ᖃᐅᔨᓴᓵᕆᐊᓴᐅᔪᓂᑦ ᖃᐅᔨᓴᓵᔨᓯᑎᐊᓐᓂᖅ ᐱᓕᕆᐊᖃᓕᕐ

*ᑎᑎᕋᖅᓯᒪᔨᑦ 9. ᐅᑉᓗᖅᓴ ᐊᒻᒪᓗ ᖃᖅᓴᐅᔭᖅᓴᖅ ᑕᐃᔨᓯᒪᓂ 18 ᖃᐅᔨᑦᑕᑦ ᖃᓄᐃᓗᐊᓗᑦ ᖃᖅᓴᐅᔭᖅᓴᖅᑐᑦ ᑕᐃᔨᓯᒪᓂ ᐊᐅᓚᑦᑎᓂᒃ ᐃᓕᓴᐅᔪᓂᒃ ᐊᑐᐃᓐᓇᖅᑐᑦ

ᖃᐅᔨᓴᐅᔪᑦ

ᐃᓕᓴᐅᑎᕆᐅᑎᓪᓗᓂᑦ 2025 ᖃᓄᐃᓗᖅᑕᐅᔪᓂᒃ ᖃᐅᔨᓴᒪᔪᑎᑦ ᐅᑯᓇᖅᑕᐅᓗᑎᒃ BEL-EHB (ᓴᓂᐹᓗᐊᖅ–ᑲᓇᐅᓇᖅᓴᓂ ᑕᓯᐅᔾᖅᔪᐊᖅ) ᖃᐅᔪᑦᑕᑦ ᖃᓄᐃᓗᖅᓴᓂᒃ ᐃᓕᓴᐅᑎᕆᐅᓗᑎᒃ ᐅᓇᓂᓕᕐᑕ ᐊᖅᑭᑦᓯᐊᔨᑎᑎᓕᕐᑕ ᓴᖅᑭᑎᑕᐅᓕᐅᕐᓕᒃ 2025–ᒥ ᐅᓇᓂᓕᕐᑕ ᒥᓴᐅᓴᑦᑕᐅᑎᓪᓗᓂᑦ Δᒪᓂᓇᑎᑎᐅᓗᑎᒃ 2,100 (95% CrI = [1,700; 2,500]) Δᓱᒥᐅᑯᓚᔪᑦ ᑕᑦᑯᓇᒃᑐᓚᔪᑦ. ᑕᑦᑯᓇ ᑭᓚᓪᑐᐃᓕᓴᐅᑎᓂᖅ Δᒪᓂᓇᑎᑎᐅᓗᑎᒃ 5.0% (95% CrI = [1.4; 9.2]) ᐊᑯᓂᓕᕐᓂᓂᓂ 2024 ᐊᓚᒪᓗ 2025. ᐃᓂᓇ ᐊᑐᑦᑕᐅᔪᑦ BEL-EHB (ᓴᓂᐹᓗᐊᖅ–ᑲᓇᐅᓇᖅᓴᓂ ᑕᓯᐅᔾᖅᔪᐊᖅ) ᐅᓇᓂᓕᕐᑕ ᒥᓴᐅᓴᑦᑕᐅᓚᒪᓕᒃ ᖃᓄᐃᓇᐅᐅᓂᐸᓪᓚᔨᓂᕐᑕᐅᓗᑎᒃ ᐊᑯᔨᑐᑐᓂᒃ ᐃᓂᓇᓕᖅᑲᓂᕐᒥᓂᒃ ᐊᑯᓂᖅ Hᓴᓇᓪᑕ ᐊᑦᕋᔨᓂ. ᐃᓂᓇ BEL-EHB (ᓴᓂᐹᓗᐊᖅ–ᑲᓇᐅᓇᖅᓴᓂ ᑕᓯᐅᔾᖅᔪᐊᖅᓂᑦ) ᖃᓄᐃᓗᖅᑕᐅᔪᑦ ᐅᓇᓂᓕᕐᑕ Δᓕᓂᓇᓪᓚᖅᓂᓂ ᐱᐚᖅᑎᓂᕐᒥᓂᒃ ᑎᑭᐅᒪᔾᔪᐅᔪᑦ, ᒥᓴᐅᓴᑦᑕᐅᓚᒪᓕᒃ ᑎᑭᐅᒪᔾᔪᐅᑎᓪᓗᓂᒃ 138 ᖃᐅᔪᑦᑕᑦ ᖃᓄᐃᓗᖅᓂᑦ 2025–ᒥ ᐊᓚᒪᓗ 142 ᖃᐅᔪᑦᑕᑦ ᖃᓄᐃᓗᐃᑦ ᐊᐅᓂᖅᑐᓂᓂ 2021 ᐊᓚᒪᓗ 2025 ᖃᓴᓂᓇᖅᑐᓚᔪᑦ 51, 44, ᐅᕐᖠᓗᓂᓂᑦ 35 BEL-EHB (ᓴᓂᐹᓗᐊᖅ–ᑲᓇᐅᓇᖅᓴᓂ ᑕᓯᐅᔾᖅᔪᐊᖅᓂᑦ) ᖃᐅᔪᑦᑕᑦ ᖃᓄᐃᓗᖅᑐᑦ ᐱᓚᖅᑎᓂᕐᒥᓂᒃ ᐊᐅᓂᖅᑐᓂᓂ 2025–ᒥ ᐅᓇᓂᓕᕐᑕ ᐃᓚᖅᑎᓂᕐᒥᓂᒃ ᐱᐅᓂᖅᑐᓂᓂ 50%, 80%, 95%-ᖅᑐᓂᒃ ᑕᐃᒪᓐᓇᑐᓚᐊᖅᑐᓪᓚᔨᓂᒃ, Δᓱᒥᐅᑯᓚᓗᑎᒃ. ᑕᐃᒪᓕᓂ ᐃᓂᓇ ᖃᓄᐃᓗᖅᑕᐅᔪᑦᑐᑦ ᐅᓇᓂᓕᕐᑕ ᑕᐃᒪᓕᑕᐃᓂᓇᖅᑕᐅᔪᑦᑐᑦ, ᐱᓚᖅᑎᓂᕐᒥᓂᒃ ᓄᐱᐅᑎᑐᐃᓇᓚᖅᑕᐅᔪᑦᑐᑦ ᓄᐱᐅᓚᑦᑎᓂᕐᒥᓂᒃ ᐊᑯᓂᖅᑐᓂᓂ 2038 ᐊᓚᒪᓗ 2040. ᑎᒥᖓᓄᖅᑐᓂᓂᑦ ᖃᐅᔨᓚᓂᕆᐊᓂᓗᓂ ᐊᑐᓪᓗᓂᓄᓂ mtDNA (ᖃᐅᑕᐱᐊᖅᓚᓗ ᐃᓗᓕᑎᑎᑐᐅᐅᓴᐸ) ᖃᐅᔨᓴᒪᔪᑎᑦ ᑎᓴᐅᑎᓂᕐᒥᓂᒃ ᑕᓯᐅᔾᖅᔪᐊᖅᓂᑦ ᑎᓴᐅᑎᓂᕐᒥᓂᒃ 91% ᐊᓚᒪᓗ 62% ᖃᐅᔪᑦᑕᑦ ᖃᓄᐃᓗᖅᓂᑦ ᖃᓄᐃᓗᖅᑕᐅᔪᑦᑕᑦ ᐃᓄᐃᔪᐊᖅᓴ ᐃᓂᓪᓕᓂᓗᓂᒃ ᒪᑐᐅᐃᓚᓂᓕᓴᖅᓚᓂ ᐅᐱᓴᓐᓇᖅᑐᓪᓗᓗᒍ ᐊᓚᒪᓗ ᐅᑭᐊᓴᖅᑯᓂ, Δᓱᒥᐅᑯᓚᓗᑎᒃ, ᐅᓇᓚᓂᓚᒥᓂᒃ BEL-EHB (ᓴᓂᐹᓗᐊᖅ–ᑲᓇᐅᓇᖅᓴᓂ ᑕᓯᐅᔾᖅᔪᐊᖅ) ᐱᓚᓴᖅᑎᓂᕐᒥᓂᒃ ᑕᓯᐅᔾᖅᔪᐊᖅᓂᑦ ᐱᓚᓴᖅᑎᓂᕐᒥᓂᒃ ᐅᓇᓂᓕᕐᑕ ᐃᓚᖅᑎᓂᕐᒥᓂᒃ ᐊᑯᓂᖅᑐᓂᓂ 2038 ᐊᓚᒪᓗ 2040. ᑎᒥᖓᓄᖅᑐᓂᓂᑦ ᖃᐅᔨᓴᓂᓕᕆᔨᓴᓂᓗ ᐊᑐᓪᓗᓂᓄᓂ mtDNA (ᖃᐅᑕᐱᐊᖅᓚᓗ ᐃᓗᓕᑎᑎᑐᐅᐅᓴᐸ) ᖃᐅᔨᓴᒪᔪᑎᑦ ᑎᓴᐅᑎᓂᕐᒥᓂᒃ ᐊᓚᒪᓗ 62% ᖃᐅᔪᑦᑕᑦ ᖃᓄᐃᓗᖅᓂᑦ ᖃᓄᐃᓗᖅᑕᐅᔪᑦᑕᑦ ᐃᓄᐃᔪᐊᖅᓴ ᐃᓂᓪᓕᓂᓗᓂᒃ ᒪᑐᐅᐃᓚᓂᓕᓴᖅᓚᓂ ᐅᐱᓴᓐᓇᖅᑐᓪᓗᓗᒍ ᐊᓚᒪᓗ ᐅᑭᐊᓴᖅᑯᓂ, Δᓱᒥᐅᑯᓚᓗᑎᒃ, ᐅᓇᓚᓂᓚᒥᓂᒃ BEL-EHB (ᓴᓂᐹᓗᐊᖅ–ᑲᓇᐅᓇᖅᓴᓂ ᑕᓯᐅᔾᖅᔪᐊᖅᓂᑦ) ᐱᐚᖅᑎᓂᕐᒥᓂᒃ ᐊᑯᓂᖅᑐᓂᓂ 2038 ᐊᓚᒪᓗ 2040. ᑎᒥᖓᓄᖅᑐᓂᓂᑦ ᖃᐅᔨᓴᓂᓕᕆᔨᓴᓂᓗ ᐊᑐᓪᓗᓂᓄᓂ mtDNA (ᖃᐅᑕᐱᐊᖅᓚᓗ ᐃᓗᓕᑎᑎᑐᐅᐅᓴᐸ) ᖃᐅᔨᓴᒪᔪᑎᑦ ᑎᓴᐅᑎᓂᕐᒥᓂᒃ 91% ᐊᓚᒪᓗ 62% ᖃᐅᔪᑦᑕᑦ ᖃᓄᐃᓗᖅᓂᑦ ᖃᓄᐃᓗᖅᑕᐅᔪᑦᑕᑦ ᐃᓄᐃᔪᐊᖅᓴ ᐃᓂᓪᓕᓂᓗᓂᒃ ᒪᑐᐅᐃᓚᓂᓕᓴᖅᓚᓂ ᐅᐱᓴᓐᓇᖅᑐᓪᓗᓗᒍ ᐊᓚᒪᓗ ᐅᑭᐊᓴᖅᑯᓂ, Δᓱᒥᐅᑯᓚᓗᑎᒃ, ᐅᓇᓚᓂᓚᒥᓂᒃ BEL-EHB (ᓴᓂᐹᓗᐊᖅ–ᑲᓇᐅᓇᖅᓴᓂ ᑕᓯᐅᔾᖅᔪᐊᖅ

ᓴᓪᓗᓂᑦ ᐊᒻᒪᓗ ᑲᖏᖅᓯᔨᐊᒻᒪᓕᒃ, ᐃᑲᔨᕐᑐᒻᒪᓕᒃ ᐁᖅᑭᑎᐊᑎᑕᐅᓗᓄᑦ ᑕᒪᐃᑯᓂᖅ ᒥᓴᐅᓴᓴᔪᒍᑎᓴᐅᐅᕙᓪᑕᑐᓂᖅ. ᐃᓕᑎᓴᐅᖅᑲᓂᓗᓄᑦ, ᐃᓐᓇᖅ ᖃᐅᔨᒪᓕᐊᓴᔪᒍᑎᓕᖅᑎᒪᓕᑦ ᖃᐅᔨᒪᔨᔨᑎᓴᓂᖅ ᖃᐅᑯᓂᑦ ᖃᓄᐃᓗᓂᖅ ᐊᐅᓴᓴᔪᐅᕐᓴᐸᓪᓕᑐᑦ ᑕᐅᕙᓂ ᓴᓂᑭᔪᐊᓕᒫᖅ. ᑕᐃᒪᐃᓴᒪᓕᑦ, ᐅᓴᒪᓇᓈᑭᐊᓂᔪᒍᑎᓕᖅᑎᒪᓕᑦ BEL-EHB (ᓴᓂᑭᔪᓗᐊᖅᑐᓂᖅᓄᑦ ᓇᓕᐁᓇᐅᕐᓴᐸᓪᓕᑐᑦ) ᓇᓕᐁᓇᐅᕐᓴᐸᓪᓕᑐᑦ ᐱᖓᓱᖅᑐᐃᓐᓇᖅᓄᑦ ᓂᐲᑦᓯᓂᖅᓄᑦ ᓂᐲᑦᓯᓂᖅᓄᑦ ᐅᓇᖅᑐᖅᑕᐅᓂᖅᓄᑦ ᓂᐲᑦᓯᓂᖅᓄᑦ ᑲᑎᒪᓂᖅ ᓇᓕᐁᓇᐅᕐᓴᐸᓪᓕᑐᑦ ᓂᐲᑦᓯᓂᖅᓄᑦ ᓂᐲᑦᓯᓂᖅᓄᑦ ᐃᓕᓴᕐᓂᖅ ᐃᓕᓴᕐᓂᖅ ᐃᓕᓴᕐᓂᖅ

ᑎᑎᕐᖅᑕᐅᓯᒪᔨᑦ ᖃᑎᒪᓂᖅᓗᑦ ᐃᓕᑭᕐᐅᑦᖠᑕᐅᔨᑦ

ᐊᑎᓐᓴ	ᐱᓕᓱᖅᑎᓐᓂᑦ
Cyr, Charley	ᐃᒪᖏᐅᑕᓕᓵᕆᔨᑦ ᖃᐅᐅᔪᓇᓯᐊᓐᓂᓂᖅ
Gosselin, Jean-François	ᐃᒪᖏᐅᑕᓕᓵᕆᔨᑦ ᖃᐅᐅᔪᓇᓯᐊᓐᓂᓂᖅ
Hale, Michael	ᐃᒪᖏᐅᑕᓕᓵᕆᔨᑦ ᐃᖃᓗᓕᓕᓵᓂᒡᒥ ᐊᐅᓚᑦᑎᓂᖅ
Hammill, Mike	ᐱᕆᐅᓯᒪᔨᑦ ᐃᒪᖏᐅᑕᓕᓵᕆᔨᑦᑯᓂᖅ ᑲᓇᑕᒥ ᖃᐅᔪᓇᓯᐊᓕᑎᓐᓄᑦᓂᓂᖅ
Khan, Sarah	ᓄᓇᖃᖏᒥ ᑕᓚᐅᖏᐅᑕᓕᓵᕆᔨᑦ ᑲᑎᒪᔨᓄᑦᑕ
Lapointe-Ste-Pierre, Mathilde	ᒪᑭᕐᖃᖅ
Lee, David	ᓄᓇᕗᑦ ᑐᓴᒪᖃᖅᑯᑦ
Mainguy, Julien	ᒪᑭᕐᖃᖅ
Mosnier, Arnaud	ᐃᒪᖏᐅᑕᓕᓵᕆᔨᑦ ᖃᐅᐅᔪᓇᓯᐊᓐᓂᓂᖅ
Pallisser, Billy	ᐊᓐᔪᐃᖃᒐᖅ
Parent, Geneviève	ᐃᒪᖏᐅᑕᓕᓵᕆᔨᑦ ᖃᐅᐅᔪᓇᓯᐊᓐᓂᓂᖅ
Sauvé, Caroline	ᐃᒪᖏᐅᑕᓕᓵᕆᔨᑦ ᖃᐅᐅᔪᓇᓯᐊᓐᓂᓂᖅ
Stott, Wendylee	ᐃᒪᖏᐅᑕᓕᓵᕆᔨᑦ ᖃᐅᐅᔪᓇᓯᐊᓐᓂᓂᖅ

ᐱᓕᓵᐹᑕᐅᔨᓇᖅᑐᑦ ᑐᓴᐅᒪᐹᑎᑦᓴᑦ

Bailleul, F., Lesage, V., Power, M., Doidge, D. W., and Hammill, M. O. 2012. Differences in diving and movement patterns of two groups of beluga whales in a changing Arctic environment reveal discrete populations. Endanger. Species Res. 17: 27–41. doi: 10.3354/esr00420.

Bourdages, H., Lesage, V., Hammill, M. O., and de March, B. 2002. Impact of harvesting on population trends of beluga in eastern Hudson Bay. DFO Can. Sci. Advis. Sec. Res. Doc. 2002/036. 45 p.

Brennin, R., Murray, B.W., Friesen, M.K., Maiers, L.D., Clayton, J.W., and White, B.N. 1997. Population genetic structure of beluga whales (*Delphinapterus leucas*): mitochondrial DNA sequence variation within and among North American populations. Can. J. Zool. 75: 795–802.

Brown Gladden, J.G., Ferguson, M.M., and Clayton, J.W. 1997. Matriarchal genetic population structure of North American beluga whales *Delphinapterus leucas* (Cetacea: Monodontidae). Mol. Ecol. 6: 1033–1046.

Brown Gladden, J.G., Ferguson, M.M., Friesen, M.K., and Clayton, J.W. 1999. Population structure of North American beluga whales (*Delphinapterus leucas*) based on nuclear DNA microsatellite variation and contrasted with the population structure revealed by mitochondrial DNA variation. Mol. Ecol. 8: 347–363.

COSEWIC. 2020. COSEWIC assessment and status report on the Beluga Whale *Delphinapterus leucas*, Eastern High Arctic - Baffin Bay population, Cumberland Sound population, Ungava Bay population, Western Hudson Bay population, Eastern Hudson Bay population and James Bay population in Canada. Committee on the Status of Endangered Wildlife in Canada, xxxv + 84.

de March, B. G. E, and Maiers, L. D. 2001. Stock discrimination of belugas (*Delphinapterus leucas*) hunted in eastern Hudson Bay, northern Québec, Hudson Strait, and Sanikiluaq (Belcher Islands), using mitochondrial DNA and 15 nuclear microsatellite loci. DFO Can. Sci. Advis. Sec. Res. Doc. 2001/050. 29 p.

de March, B.G.E., and Postma, L.D. 2003. Molecular genetic stock discrimination of belugas (*Delphinapterus leucas*) hunted in eastern Hudson Bay, Northern Quebec, Hudson Strait, and Sanikiluaq (Belcher Islands), Canada, and comparisons to adjacent populations. Arctic. 56: 111–124.

de March, B.G.E., Maiers, L.D., and Friesen, M.K. 2002. An overview of genetic relationships of Canadian and adjacent populations of belugas (*Delphinapterus leucas*) with emphasis on Baffin Bay and Canadian eastern Arctic populations. NAMMCO Sci. Publ. 4: 17–38.

DFO. 2005. Recovery potential assessment of Cumberland Sound, Ungava Bay and St. Lawrence beluga populations (*Delphinapterus leucas*). DFO Can. Sci. Advis. Sec. Sci. Advis. Rep. 2005/036.

DFO. 2018. Harvest advice for eastern and western Hudson Bay Beluga (*Delphinapterus leucas*). DFO Can. Sci. Advis. Sec. Sci. Advis. Rep. 2018/008. (Erratum : September 2020)

DFO. 2020. Harvest Advice for Eastern Hudson Bay Beluga (*Delphinapterus leucas*). DFO Can. Sci. Advis. Sec. Sci. Advis. Rep. 2020/031.

DFO. 2024. Conservation Implications of Moving the Northern Boundary of the Belcher-Islands and Eastern Hudson Bay Beluga Total Allowable Take Zone South of its Current Location. DFO Can. Sci. Advis. Sec. Sci. Resp. 2024/026.

DFO. 2025. Stock Assessment of Belcher Islands-Eastern Hudson Bay and James Bay Beluga (*Delphinapterus leucas*) in 2024. DFO Can. Sci. Advis. Sec. Sci. Advis. Rep. 2025/038.

Doniol-Valcroze, T., Hammill, M.O., Turgeon, S. and Postma, L.D. 2016. Updated analysis of genetic mixing among Nunavik Beluga summer stocks to inform population models and harvest allocation. DFO Can. Sci. Advis. Sec. Res. Doc. 2016/008. iv + 13 p.

Finley, K. J., Miller, G. W., Allard, M., Davis, R. A., and Evans, C. R. 1982. The belugas (*Delphinapterus leucas*) of northern Quebec: distribution, abundance, stock identity, catch history and management. Can. Tech. Rep. Fish. Aquat. Sci. 1123: vi + 57.

Hammill, M. O., St-Pierre, A. P., Mosnier, A., and Parent, G. J. 2023. Total abundance and harvest impacts on Eastern Hudson Bay and James Bay beluga 2015–2022. DFO Can. Sci. Advis. Sec. Res. Doc. 2023/066. iv + 50 p.

Lawson, J., Hammill, M.O., and Stenson, G.B. 2006. Characteristics for Recovery: Beluga Whale. DFO Can. Sci. Advis. Sec. Res. Doc. 2006/075. i + 16 p.

Lesage, V., Doidge, D. W., and Fibich, R. 2001. Harvest statistics for beluga whales in Nunavik, 1974-2000. DFO Can. Sci. Advis. Sec. Res. Doc. 2001/022. 35 p.

Manel, S., O.E. Gaggiotti, and R.S. Waples. 2005. Assignment methods: matching biological questions with appropriate techniques. Trends in Ecol. Evol. 20: 136-142.

Montana, L., Bringole, T.T., Bourret, A., Sauvé, C., Mosnier, A., Ferguson, S.H., Postma, L., Lesage, V., Watt, C.A., Hammill, M.O., and Parent, G. 2024. Reduced representation and whole-genome sequencing approaches highlight beluga whale populations associated to eastern Canada summer aggregations. Evol. Appl. 17: 1-20.

Mosnier, A., Hammill, M.O., Turgeon, S. and Postma, L. 2017. Updated analysis of genetic mixing among Beluga stocks in the Nunavik marine region and Belcher Islands area: information for population models and harvest allocation. DFO Can. Sci. Advis. Sec. Res. Doc. 2017/016. v + 15 p.

Niemi, A., Ferguson, S., Hedges, K., Melling, H., Michel, C., Ayles, B., Azetsu-Scott, K., Coupel, P., Deslauriers, D., Devred, E., Doniol-Valcroze, T., Dunmall, K., Eert, J., Galbraith, P., Geoffroy, M., Gilchrist, G., Hennin, H., Howland, K., Kendall, M., Kohlbach, D., Lea, E., Loseto, L., Majewski, A., Marcoux, M., Matthews, C., McNicholl, D., Mosnier, A., Mundy, C.J., Ogloff, W., Perrie, W., Richards, C., Richardson, E., Reist, R., Roy, V., Sawatzky, C., Scharffenberg, K., Tallman, R., Tremblay, J-É., Tufts, T., Watt, C., Williams, W., Worden, E., Yurkowski, D., Zimmerman, S. 2019. State of Canada's Arctic Seas. Can. Tech. Rep. Fish. Aquat. Sci. 3344: xv + 189 p.

Nunavik Marine Region Wildlife Board (NMRWB) and Eeyou Marine Region Wildlife Board (EMRWB). 2020. Reasons for Final Decisions in relation to the Resolutions for the establishment of a Total Allowable Take for Beluga in the Eastern Hudson Bay Arc Region and Associated Non-Quota Limitations for Beluga in the Nunavik Marine Region (2020-2026). (last access 2026-03-23).

Parent, G.J, Mosnier, A., Montana, L., Cortial, G., St-Pierre, A.P., Bordeleau, X., Lesage, V., Watt, C., Postma, L., and Hammill, M.O. 2023. Re-examining populations of beluga in the Hudson Bay-Strait Complex and assessing the impact on harvests in Nunavik and Sanikiluaq management units. DFO Can. Sci. Advis. Sec. Res. Doc. 2023/004. iv + 31 p.

Parent, G.J., Montana, L., Bonnet, C., Parent, É., Sauvé, C., St-Pierre, A.P., Watt, C., and Hammill, M. 2025. Genetic monitoring program for beluga (*Delphinapterus leucas*) harvested in the Nunavik and Nunavut (Belcher Islands) regions. Can. Tech. Rep. Fish. Aquat. Sci. 3643: vii + 34 p.

Pella, J., and M. Masuda. 2005. Classical discriminant analysis, classification of individuals, and source population composition of mixtures. In: Stock Identification Methods: Applications in Fishery Science (Cadrin, S. et al., eds), pp. 517–522, Academic Press.

Richard, P.R., and Pike, D.G. 1993. Small whale co-management in the Eastern Canadian Arctic: A case history and analysis. Arctic 46(2): 138–143.

Richard, P.R., Orr, J.R., and Barber, D.G. 1990. The distribution and abundance of belugas, *Delphinapterus leucas*, in eastern Canadian subarctic waters: a review and update. In Advances in research on the beluga whale, *Delphinapterus leucas*. Edited by T.G. Smith, D.J. St. Aubin and J.R. Geraci. Can. Bull. Fish. Aquat. Sci. 224. p. 23-3.

Richard, P.R., A.R. Martin, and J.R. Orr. 1998. Study of late summer and fall movements and dive behavior of Beaufort Sea belugas, using satellite telemetry: 1997. Final Report Minerals Management Service OCS Study 98-0016. 25 p.

Sauvé, C., Caissy, P., Hammill, M.O., Mosnier, A., St-Pierre, A.P., and Gosselin, J.-F. 2024. Recovery potential assessment for beluga (*Delphinapterus leucas*) stocks in Nunavik (Northern Quebec). DFO Can. Sci. Advis. Sec. Res. Doc. 2024/030. v + 70 p.

Sauvé, C., Mosnier, A. and Gosselin, J.-F. 2025. Abundance Estimates for Beluga (*Delphinapterus leucas*) in James Bay and the Belcher Islands-Eastern Hudson Bay Area in Summer 2024. DFO Can. Sci. Advis. Sec. Res. Doc. 2025/053. v + 67 p.

Sergeant, D. E. 1973. Biology of White Whales (*Delphinapterus leucas*) in Western Hudson Bay. J. Fish. Res. Board Can. 30, 1065–1090. doi: 10.1139/f73-178.

Smith, T. G., and A. R. Martin. 1994. Distribution and movements of belugas, Delphinapterus leucas, in the Canadian high arctic. Can. J. Fish. Aquatic Sci. 51: 1653-1663.

St-Pierre, A. P., Gosselin, J.-F., Mosnier, A., and Hammill, M. O. 2024. Abundance estimates for beluga (*Delphinapterus leucas*) in James Bay and the Belcher Islands-eastern Hudson Bay area in summer 2021. DFO Can. Sci. Advis. Sec. Res. Doc. 2023/040. iv + 38 p.

Turgeon, J. Duchesne, P. Postma, L. D. and Hammill, M. O. 2009. Spatiotemporal distribution of beluga stocks (*Delphinapterus leucas*) in and around Hudson Bay: Genetic mixture analysis based on mtDNA haplotypes. DFO Can. Sci. Advis. Sec. Res. Doc. 2009/011. iv + 14 p.

Van de Walle, J., Tinker, M.T., and Sauvé, C. 2025. Abundance Estimate and Harvest Impacts on Belcher Islands-Eastern Hudson Bay and James Bay Beluga: 2024 Update. DFO Can. Sci. Advis. Sec. Res. Doc. 2025/056. v + 66 p.

Watt, C.A., Marcoux, M., Hammill, M.O., Montsion, L., Hornby, C., Charry, B., Dunn, J.B., Ghazal, M., Hobbs, R., Lee, D.S., Mosnier, A., and Matthews, C.J.D. 2021. Abundance and total allowable landed catch estimates from the 2017 aerial survey of the Cumberland Sound beluga (*Delphinapterus leucas*) population. DFO Can. Sci. Advis. Sec. Res. Doc. 2021/050. iv + 33 p.

Watt, C.A., Montana, L., Hudson, J., and Parent, G.J. 2023. Stock definition and genetic composition of Cumberland Sound beluga whales (*Delphinapterus leucas*). DFO Can. Sci. Advis. Sec. Res. Doc. 2023/069. iv + 38p.

ᐃᓕᔪᑦᑎᑦ

*ᐃᓗᐳᑯᓴᓂᖅ 1 – ᖃᑯᑦᑕᑦ ᖃᓪᓗᓂᓴᓂᑦ ᖃᐅᔨᓴᓕᓴᕐᔪᐊᕐᓂᐅᕐᓂᐅᕐᕕᒃᓴᐅᕐᓯᒪᔪᑦ 2022-2025 ᐊᐖᓗᓐ ᑕᐃᐳᑯᐊ ᐊᖏᔪᖅᑲᑦᑎᑦᑕ ᐃᓐᓇᕆᖅᓯᒪᔪᑎᑦᑕ ᖃᓄᐃᑦᑐᓂᕆᑦᑎᑦ (mtDNA). *ᓇᓗᓇᐃᔨᓯᒪᑕ ᐃᓗᐳᑯᓴᓂᖅᓄᑦ ᖃᓄᐃᑦᑐᓂᕆᑦᑎᑦ.*

ᖃᐅᔨᓴᓕᓴᐅᑎᒃ ᓇᓴᐅᑎᖅ	ᐊᖏᕐᕿᒍ	ᐊᖏᔪᑕᐅᓂᖅᓄᖅ	mtDNA
ARPG_xx_1622	2022	ᐊᖏᓇᖅ	HL024*
ARPG_xx_1658	2022	ᐊᖏᓇᖅ	HL024*
ARPG_xx_1687	2022	ᐊᖏᓇᖅ	HL003
ARPG_xx_1693	2022	ᐊᖏᔪᑎ	HL040*
ARPG_xx_1707	2022	ᐊᖏᔪᑎ	HL003
ARPG_xx_1720	2022	ᐊᖏᔪᑎ	HL040*
ARPG_xx_1723	2022	ᐊᖏᔪᑎ	HL040*
ARPG_xx_1728	2022	ᐊᖏᓇᖅ	HL024*
ARPG_xx_1730	2022	ᐊᖏᓇᖅ	HL040*
ARPG_xx_1731	2022	ᐊᖏᓇᖅ	HL030
ARPG_xx_1736	2022	ᐊᖏᔪᑎ	HL024*
ARPG_xx_1737	2022	ᐊᖏᔪᑎ	HL022
ARPG_xx_1740	2022	ᐊᖏᓇᖅ	HL022
ARPG_xx_1741	2022	ᐊᖏᔪᑎ	HL003
ARPG_xx_1742	2022	ᐊᖏᓇᖅ	HL064
ARPG_xx_1738	2023	ᐊᖏᓇᖅ	HL003
ARPG_xx_1749	2023	ᐊᖏᔪᑎ	HL057*
ARPG_XX_1755	2023	ᐊᖏᔪᑎ	HL024*
ARPG_xx_1757	2023	ᐊᖏᓇᖅ	HL011
ARPG_XX_1758	2023	ᐊᖏᔪᑎ	HL024*
ARPG_XX_1760	2023	ᐊᖏᔪᑎ	HL024*
ARPG_xx_1763	2023	ᐊᖏᓇᖅ	HL003
ARPG_xx_1764	2023	ᐊᖏᔪᑎ	HL024*
ARPG_xx_1768	2023	ᐊᖏᔪᑎ	HL024*
ARPG_xx_1770	2023	ᐊᖏᔪᑎ	HL024*
ARPG_xx_1771	2023	ᐊᖏᔪᑎ	HL003
ARPG_xx_1773	2023	ᐊᖏᔪᑎ	HL030
ARPG_xx_1781	2023	ᐊᖏᓇᖅ	HL030
ARPG_XX_1786	2023	ᐊᖏᓇᖅ	HL093
BM_BIOP_0188	2023	ᐊᖏᔪᑎ	HL093
DL_BIOP_0001	2023	ᐊᖏᓇᖅ	HL022
DL_BIOP_0024	2023	ᐊᖏᓇᖅ	HL030
DL_BIOP_0043	2023	ᐊᖏᔪᑎ	HL024*
DL_BIOP_0049	2023	ᐊᖏᔪᑎ	HL024*
ARPG_xx_1751	2024	ᐊᖏᔪᑎ	HL030
ARPG_xx_1791	2024	ᐊᖏᓇᖅ	HL030
ARPG_xx_1796	2024	ᐊᖏᔪᑎ	HL003
ARPG_xx_1802	2024	ᐊᖏᔪᑎ	HL024*

ᖃᐅᔨᓴᓕᓴᐅᑦ ᓇᓴᐅᑎᓂᒃ	ᐊᑦᑫᒍ	ᐊᖏᔪᑕᐅᓂᖏᓐ	mtDNA
ARPG_xx_1810	2024	ᐊᖏᔪᑎ	HL003
ARPG_xx_1811	2024	ᐊᑦᓚᖅ	HL024*
ARPG_xx_1815	2024	ᐊᑦᓚᖅ	HL003
ARPG_xx_1817	2024	ᐊᖏᔪᑎ	HL003
ARPG_xx_1819	2024	ᐊᑦᓚᖅ	HL008
ARPG_xx_1822	2024	ᐊᑦᓚᖅ	HL003
ARPG_xx_1825	2024	ᐊᖏᔪᑎ	HL078
ARPG_xx_1766	2025	ᐊᖏᔪᑎ	HL055
ARPG_xx_1813	2025	ᐊᑦᓚᖅ	HL022
ARPG_xx_1831	2025	ᐊᑦᓚᖅ	HL024*
ARPG_xx_1833	2025	ᐊᖏᔪᑎ	HL149
ARPG_xx_1864	2025	ᐊᖏᔪᑎ	HL142*
ARPG_xx_1875	2025	ᐊᑦᓚᖅ	HL003
ARPG_xx_1799	2024	ᐊᑦᓚᖅ	HL003
ARPG_xx_1808	2024	ᐊᖏᔪᑎ	HL003

ᐃᓕᖅძᖏᓂᖅ 2 – ᖃᓪᓚᕆᓪᓕᑦ ᐊᒻᒪᓗ ᐊᓂᑎᖅᓯᓄᓕᒫᑦᑐᑦ ᒥᑭᓕᑦ ᖃᐅᔨᓴᐅᓚᕆᓚᐅᖅ ᐃᒪᓐᓇᐃᓕᓴᐃᓐᓇᖅᑐᓂᖅ ᐅᓄᓂᖅᑎᑦᑕ ᐊᓯᑐᓂᖅᑎᑦᑕ ᑕᐃᒪᐃᓕᓚᑎᑕᐅᓪᓗᓂᒃᑐᓂᖅ ᐅᓄᖅᑎᑐᓂᖅᑐᓂᖅ ᖃᐅᔨᓴᐅᓚᕆᓚᐅᖅ, ᐱᓴᐅᔨᓂᖅ ᐅᖃᓪᓚᓄᓕᒫᑦᑐᑦ ᐃᑭᓕᑦᑕᐅᓪᓗᓂᒃᑐᓂᖅ ᐊᓯᐅᔨᓴᐅᓚᕆᓚᐅᖅ ᐅᖃᐅᑎᖏᓐᓄᐅᔨᓴᐅᓚᕆᓚᐅᖅᓯᒪᓂ ᐊᑯᓂᖅᖢᓂᖅ 2021 ᐊᒻᒪᓗ 2025 ᐆᒪᔨᐅᐃᑦ ᖃᐅᔨᓴᓴᕐᓂᖅ ᑎᑎᕋᐅᓴᖅᓯᒪᓂ ᐃᓅᔨᓐᓇᐅᓪᓚᑦ ᐊᒻᒪᓗ ᖃᐸᖅᑕᐅᓚᑦ ᓄᓇᕆᖃᖅᖢᓂᖅ ᓂᓪᓕᓐᓂ ᖃᐅᖅᑕᒍᓐᓇᐸᑦ ᐃᓄᐊᐃᔪᓐᓇᓗᒍ, ᓄᓇᓕᖅᖢᓂᖅ.

ᓄᓇᕆᖅ	ᓇᓪᓕᐹᑎᓂᖅ	ᐊᖏᖅᔪᒍ	ᒥᑭᓕᑦᑐᓂᖅ	ᐅᓄᓕᑦᑐᓂᖅ	ᑭᖑᓂᖓᓚᒍᑦ ᒥᑭᓕᑦᑕ
ᐃᐅᔨᓴᖅ	ᐅᐱᖏᓚᖅ	2021	16 ᐆᒪᔪ	07 ᐊᐃᑎᓕ	13 ᐊᐃᑎᓕ
			13 ᐊᐃᑎᓕ	17 ᐊᐃᑎᓕ	18 ᒪᐃ
			30 ᒪᐃ	17 ᔨᓂ	25 ᔨᓂ
		2022	16 ᐆᒪᔪ	05 ᐊᐃᑎᓕ	16 ᐊᐃᑎᓕ
			16 ᐊᐃᑎᓕ	20 ᐊᐃᑎᓕ	11 ᒪᐃ
			30 ᒪᐃ	6 ᔨᓂ	14 ᔨᓂ
			14 ᔨᓂ	26 ᔨᓂ	07 ᔨᓕᐃ
		2023	17 ᐆᒪᔪ	23 ᐆᒪᔪ	16 ᐊᐃᑎᓕ
			16 ᐊᐃᑎᓕ	23 ᐊᐃᑎᓕ	18 ᒪᐃ
			18 ᒪᐃ	28 ᒪᐃ	3 ᔨᓂ
			3 ᔨᓂ	10 ᔨᓂ	27 ᔨᓂ
			27 ᔨᓂ	05 ᔨᓕᐃ	21 ᔨᓕᐃ
		2024	25 ᐆᒪᔪ	04 ᐊᐃᑎᓕ	12 ᐊᐃᑎᓕ
			12 ᐊᐃᑎᓕ	18 ᐊᐃᑎᓕ	3 ᒪᐃ
			17 ᒪᐃ	25 ᒪᐃ	5 ᔨᓂ
			5 ᔨᓂ	12 ᔨᓂ	17 ᔨᓂ
			17 ᔨᓂ	24 ᔨᓂ	19 ᔨᓕᐃ
	ᐅᑭᐊᓴᖅ	2021	18 ᐅᑐᐱᓗ	11 ᓄᕕᐱᓗ	17 ᓄᕕᐱᓗ
			17 ᓄᕕᐱᓗ	21 ᓄᕕᐱᓗ	27 ᓄᕕᐱᓗ
		2022	12 ᐅᑐᐱᓗ	17 ᐅᑐᐱᓗ	30 ᐅᑐᐱᓗ
			30 ᐅᑐᐱᓗ	07 ᓄᕕᐱᓗ	18 ᓄᕕᐱᓗ
			18 ᓄᕕᐱᓗ	21 ᓄᕕᐱᓗ	04 ᑎᓯᐱᓗ
			29 ᑎᓯᐱᓗ	05 ᓴᓐᓄᐊᓗ	14 ᓴᓐᓄᐊᓗ
		2023	23 ᓯᑎᐱᓗ	10 ᐅᑐᐱᓗ	17 ᐅᑐᐱᓗ
			17 ᐅᑐᐱᓗ	22 ᐅᑐᐱᓗ	28 ᐅᑐᐱᓗ
			28 ᐅᑐᐱᓗ	14 ᓄᕕᐱᓗ	02 ᑎᓯᐱᓗ
		2024	20 ᐅᑐᐱᓗ	05 ᓄᕕᐱᓗ	11 ᓄᕕᐱᓗ
			11 ᓄᕕᐱᓗ	16 ᓄᕕᐱᓗ	21 ᓄᕕᐱᓗ
			21 ᓄᕕᐱᓗ	28 ᓄᕕᐱᓗ	13 ᑎᓯᐱᓗ
ᖃᓄᖅᑕᖅ	ᐅᐱᖏᓚᖅ	2021	3 ᔨᓂ	12 ᔨᓂ	20 ᔨᓂ
			20 ᔨᓂ	11 ᔨᓕᐃ	05 ᐸᑲᒋᓯ
		2022	24 ᒪᐃ	29 ᒪᐃ	1 ᔨᓂ
			1 ᔨᓂ	8 ᔨᓂ	25 ᔨᓂ
			25 ᔨᓂ	29 ᔨᓂ	09 ᔨᓕᐃ
		2023	05 ᒪᐃ	21 ᒪᐃ	11 ᔨᓂ

ᓄᓇᓕᒃ	ᓇᑦᓕᑐᑎᓂᖅ	ᐊᖏᕐᕌᒍ	ᒥᑭᓪᓕᐊᓂᒃ	ᐅᓄᓪᓕᐊᓂᒃ	ᑭᖑᓂᖅᓴᓕᒫᑦ ᒥᑭᓪᓕᐊᑕ
			11 ᓴᓂ	21 ᓴᓂ	10 ᓴᓕᐃ
		2024	12 ᒪᐃ	6 ᓴᓂ	8 ᓴᓂ
			8 ᓴᓂ	24 ᓴᓂ	13 ᓴᓕᐃ
			24 ᓴᓕᐃ	09 ᐊᖏᕆᓯ	22 ᐊᖏᕆᓯ
	ᐅᑭᐊᖏᖅ	2021	01 ᓄᕐᐱᓚᒃ	08 ᓄᕐᐱᓚᒃ	16 ᓄᕐᐱᓚᒃ
			16 ᓄᕐᐱᓚᒃ	22 ᓄᕐᐱᓚᒃ	26 ᓄᕐᐱᓚᒃ
			26 ᓄᕐᐱᓚᒃ	28 ᓄᕐᐱᓚᒃ	12 ᑎᓯᐱᓚᒃ
			16 ᖃᓄᓄᐊᓚᒃ	24 ᖃᓄᓄᐊᓚᒃ	31 ᖃᓄᓄᐊᓚᒃ
		2022	28 ᐅᑐᐱᓚᒃ	02 ᓄᕐᐱᓚᒃ	10 ᓄᕐᐱᓚᒃ
			10 ᓄᕐᐱᓚᒃ	23 ᓄᕐᐱᓚᒃ	02 ᑎᓯᐱᓚᒃ
		2023	29 ᐅᑐᐱᓚᒃ	11 ᓄᕐᐱᓚᒃ	16 ᓄᕐᐱᓚᒃ
			16 ᓄᕐᐱᓚᒃ	24 ᓄᕐᐱᓚᒃ	30 ᓄᕐᐱᓚᒃ
			30 ᓄᕐᐱᓚᒃ	04 ᑎᓯᐱᓚᒃ	18 ᑎᓯᐱᓚᒃ
		2024	31 ᐅᑐᐱᓚᒃ	04 ᓄᕐᐱᓚᒃ	09 ᓄᕐᐱᓚᒃ
			09 ᓄᕐᐱᓚᒃ	23 ᓄᕐᐱᓚᒃ	27 ᓄᕐᐱᓚᒃ
			27 ᓄᕐᐱᓚᒃ	01 ᑎᓯᐱᓚᒃ	10 ᑎᓯᐱᓚᒃ

ᐃᓱᒪᑯᓂᓂᖅ 3 – ᐊᖏᕐᔪᒋᒪᒃᑦ ᐅᓄᐅᓂᓐᓯᑦ ᖃᐅᔨᓂᐃᐃᑦ ᐱᓕᓕᓚᐅᑦ ᐱᔭᐅᖃᑦᑕᑦᑐᑦ ᐅᖃᐅᑎᕐᕆᐅᓯᒪᔪᑦ ᓄᓇᕗᐅᓂᖅ ᑭᓱᑕᓱᑕᖅ ᐊᓱᒪᓗ ᑭᖑᓂᐅᓂᑦ, ᐅᐊᓂᓄᓂᖅ ᖃᑭᖅᑕᒍᓐᓇᑦ ᓄᓇᕐᐃᐅᑦᓗ ᐃᑭᕋᓄᓂᓂ, ᐊᑐᓪᓕᐅᑦᑐᓂ ᐊᓂᔪᑦᑐᓂ 10 ᐊᖏᕐᔪᒋᒪᐅᑦᑐᓂ

ᐊᖏᕐᕋᔪ	ᑭᓱᒥᑦ	ᑭᖓᓴᐃᑦ
2025	ᐅᖃᐅᑎᑎᕐᓴᐅᓕᔪᑦᑕᖃᖏᑦᑐᖅ	ᐅᖃᐅᑎᑎᕐᓴᐅᓕᔪᑦᑕᖃᖏᑦᑐᖅ
2024	13	ᐅᖃᐅᑎᑎᕐᓴᐅᓕᔪᑦᑕᖃᖏᑦᑐᖅ
2023	44	ᐅᖃᐅᑎᑎᕐᓴᐅᓕᔪᑦᑕᖃᖏᑦᑐᖅ
2022	15	141
2021	30	17
2020	6	37
2019	2	9
2018	15	10
2017	20	12
2016	30	4

ᐅᓇ ᐅᓂᒃᑲᓕᐊᖅ ᐊᑐᐃᓐᓇᐅᔨᖅ ᐅᕙᖅᓯᒡᒐᑦ:

Center for Science Advice (CSA)
Québec Region
Fisheries and Oceans Canada
Maurice-Lamontagne Institute
C.P. 1000
Mont-Joli (Québec) G5H 3Z4

E-Mail: dfo.csaquebec-quebeccas.mpo@dfo-mpo.gc.ca
Internet address: www.dfo-mpo.gc.ca/csas-sccs/

ISSN 1919-3769
ISBN 978-1-100-01319-0 Cat. No. Fs70-7/2026-028Iku2-PDF
© His Majesty the King in Right of Canada, as represented by the Minister of the Department of Fisheries and Oceans, 2026

This report is published under the Open Government Licence - Canada

ᐊᖅᑭᑦᑕᐊᖅᑕᐅᔪᓂ ᑎᑎᕋᖅᑕᐅᓂᒪᔨᓂ ᐅᐹᖓ ᓴᖅᑭᖅᑎᑕᐅᓂᖅᓯᒪᓕᖅᓄᑦ:

ᐃᒪᖅᑎᐅᑕᓕᕆᔨᒃᑯᑦ. 2026. ᑐᑭᓯᑎᐊᑭᑦᑕᓂᐅ ᓇᓗᓇᐃᖅᓯᒪᔨᓄᑦ ᖃᓄᐃᓕᖅᑐᓂᖅᓯᒪᓂᖅᓯᒪᓕᖅᓄᑦ ᖃᓪᓚᐅᖅᑕᒧᑦ ᐊᒻᒪ ᖃᐅᖅᑕᒧᑦ ᓄᓇᕗᐅᓪᓗ ᐃᑭᕐᓴᖅᓂ. ᐃᒪᖅᑎᐅᑕᓕᕆᔨᒃᑯᑦ ᑲᓇᑕᒥ ᖃᐅᔨᓴᖅᑎᓄᑦ ᐅᖃᐅᔨᓴᕐᕕᐊᓂᖅ ᐃᖃᓗᐃᑦᑐᖅᓯᒪᓕᖅᓄᑦ ᑲᖃᓐᓇᐅᔭᓕᕆᓂᖅ 2026/028.

Also available in English :

DFO. 2026. Updates on Stock-Specific Composition of Beluga Harvest in the Eastern Hudson Bay and Hudson Strait. DFO Can. Sci. Advis. Sec. Sci. Resp. 2026/028.

Aussi disponible en français :

MPO. 2026. Mises à jour de la composition des stocks de bélugas récoltés dans l'est de la baie d'Hudson et le détroit d'Hudson. Secr. can. des avis sci. du MPO. Rép. des Sci. 2026/028.