



Canadian Security  
Intelligence Service

Service canadien du  
renseignement de sécurité

# Attitudes to the Canadian Security Intelligence Service (CSIS)

*Final Report*

**Prepared for the Canadian Security Intelligence Service**

**Supplier: EKOS RESEARCH ASSOCIATES INC.**

**Contract Number: CW2433167**

**Contract Value: \$79,695.49**

**Award Date: December 16, 2025**

**Delivery Date: March 31, 2026**

**Registration Number: POR 074-25**

For more information on this report, please contact the Canadian Security Intelligence Service at: [media-medias@smtp.gc.ca](mailto:media-medias@smtp.gc.ca)

*Ce rapport est aussi disponible en français.*

Canada 

# Attitudes to the Canadian Security Intelligence Service (CSIS)

## Final Report

**Prepared for the Canadian Security Intelligence Service**

**Supplier name:** EKOS RESEARCH ASSOCIATES INC.

**Date:** March 2026

This Public opinion research report presents the results of an online/telephone survey of 2,051 Canadians between January 7 and 27, 2025.

Cette publication est aussi disponible en français sous le titre : *Attitudes à l'égard du Service canadien du renseignement de sécurité (SCRS)*

This publication may be reproduced for non-commercial purposes only. Prior written permission must be obtained from the Canadian Security Intelligence Service. For more information on this report, please contact the Canadian Security Intelligence Service at: [media-medias@smtp.gc.ca](mailto:media-medias@smtp.gc.ca) or at:

Engagement Branch  
Canadian Security Intelligence Service  
P.O. Box 9732  
Postal Station T  
Ottawa, ON  
K1G 4G4

**Catalogue Number:** PS74-8/2026E-PDF

**International Standard Book Number (ISBN):** 978-0-660-99217-4

**Related publications** (registration number: POR 074-25)

**Catalogue Number:** PS74-8/2026F-PDF (French Report)

**International Standard Book Number (ISBN):** 978-0-660-99218-1

© His Majesty the King in Right of Canada, as represented by the Minister of Public Safety, 2026.

# TABLE OF CONTENTS

<b>List of Tables</b>	4
<b>List of Charts</b>	4
<b>Summary</b>	5
A. Background and Objectives	5
B. Methodology	6
C. Note to Readers	7
D. Key Findings	8
E. Contract Value	11
F. Political Neutrality Certification	12
<b>Detailed Findings</b>	13
A. Sample Characteristics	13
B. Attitudes to Security and Privacy	15
C. Familiarity with CSIS	19
D. Attitudes to CSIS	24
E. Threat Environment	29
<b>Appendix</b>	38
A. Questionnaire	38

## LIST OF TABLES

- Table 1: Response Rate
- Table 2: Demographic Table (Online and Telephone)
- Table 3: Tracking perceived danger in Canada
- Table 4: Tracking views on Canadian intelligence agencies
- Table 5: Tracking awareness of CSIS
- Table 6: Tracking familiarity with CSIS
- Table 7: Topics associated with CSIS
- Table 8: Preferred channels for security-related information
- Table 9: Tracking perceived importance of CSIS
- Table 10: Tracking confidence in CSIS
- Table 11: Tracking trust in CSIS to safeguard Canadian rights
- Table 12: Tracking CSIS preventing acts of violent extremism
- Table 13: Tracking primary violent extremism concern
- Table 14: Tracking primary espionage concern
- Table 15: Tracking types of threat to national security
- Table 16: Countries posing highest threat to Canadian interests
- Table 17: Tracking countries posing highest threat to Canadian interests

## LIST OF CHARTS

- Chart 1: Tracking perceived danger in Canada
- Chart 2: Views on Canadian intelligence agencies
- Chart 3: Awareness of CSIS
- Chart 4: Tracking familiarity with CSIS
- Chart 5: Perceived importance of CSIS
- Chart 6: Confidence in CSIS
- Chart 7: Trust in CSIS to safeguard Canadian rights
- Chart 8: CSIS preventing acts of violent extremism
- Chart 9: Primary violent extremism concern
- Chart 10: Primary espionage concern
- Chart 11: Concern about foreign interference
- Chart 12: Ranking types of threat to national security
- Chart 13: Countries perceived as threat to Canadian interests

# SUMMARY

## A. BACKGROUND AND OBJECTIVES

The Canadian Security Intelligence Service (CSIS) is Canada's national security intelligence service. Its mandate and authorities are defined in the CSIS Act. CSIS investigates threats which may, on reasonable grounds, be suspected of posing a threat to the security of Canada. CSIS also has the authority to take measures to reduce these threats if there are reasonable grounds to believe that they pose a threat to national security. Finally, it provides the Government of Canada with intelligence products that help inform decision-makers about Canada's security posture.

One of CSIS' organizational objectives is to strengthen the trust and confidence of its stakeholders through the delivery of valuable results, and continued lawfulness and privacy protection.

As such, the primary objective of this research study is to measure public views towards CSIS (including levels of trust in the organization) against baseline measurements obtained in 2018 and survey results in 2021 and 2025, in order to shape communications strategies and to help measure their success.

More specifically, this survey aims to:

- Measure views towards CSIS in order to help determine the success of future communications initiatives.
- Better understand the public's awareness and attitudes towards CSIS to help shape communications strategies.
- Measure the public's attitudes towards various threats to national security including how their views have shifted in recent years.

## B. METHODOLOGY

The methodology for this study involved a bilingual, probability-based online/telephone survey of Canadians. In order to increase the proportion of younger Canadians (i.e. 18-34) in the sample, EKOS incorporated cell phone numbers into the telephone sample.

In total, 2,051 Canadian adults aged 18 and over responded to the survey (1,047 online, 438 landline respondents and 566 cell phone respondents). The margin of error associated with the total sample is +/- 2.2 percentage points, 19 times out of 20. All data were statistically weighted by age, gender, and region to ensure the sample's composition reflects that of the actual population of Canada according to Census data. The field dates for the survey were January 7-27, 2026.

### **Probit Panel (Online Sample)**

We used our probability based online panel, *Probit*, for the online completions. *Probit* is an online research panel that has been designed by EKOS to provide statistically representative data. Our panel offers complete coverage of the Canadian population (i.e., Internet, phone, cell phone), random recruitment (in other words, participants are recruited randomly, they do not opt themselves into our panel), and equal probability sampling. All respondents to our panel are recruited by telephone using random digit dialling and are confirmed by live interviewers.

The distribution of the recruitment process for our panel mirrors the actual population in Canada (as defined by Statistics Canada). As such, our panel can be considered representative of the general public (survey results from our online panel support confidence intervals and margin of error estimates, which is unique in Canada). The overall panel size is roughly 135,000 Canadian households. Random stratified samples are drawn from the panel database for individual research assignments.

The online response rate for this survey was 29.2%. The online response rate is calculated as follows: a total of 3,826 email invitations were sent out, and 241 bounced back, for a total of 3,585 valid emails. A total of 1,047 cases were completed, so dividing 1,047 by 3,585 results in a response rate of 29.2%.

**Telephone survey**

We completed 1,004 telephone interviews as part of this study. The response rate for the telephone component of the survey was 11.2%. The response rate is calculated by dividing the in-scope responding (1,125) by the total (valid) sample (10,078) – see table below.

**Table 1: Response Rate**

Description	Result
<b>Total Numbers Attempted</b>	<b>11,338</b>
Invalid	1,260
<b>Total Valid Numbers (V)</b>	<b>10,078</b>
<b>Unresolved (U)</b>	<b>7,800</b>
No answer/Callbacks	7,800
<b>In-scope – Not responding (IS)</b>	<b>1,153</b>
Household refusal	0
Respondent refusal	1,066
Qualified respondent break-off	87
<b>In-scope – Responding (R)</b>	<b>1,125</b>
Quota filled	82
Other disqualify	39
Completed interviews	1,004
<b>Total (U + IS + R)</b>	--
<b>RESPONSE RATE (R divided by V)</b>	<b>11.2%-</b>

**C. NOTE TO READERS**

The current survey was conducted using a hybrid methodology (online and telephone). It should be noted that online results are often somewhat different than telephone results – this is due to a mode effect (social desirability bias) that is exhibited in all telephone/online surveys. Social desirability bias occurs when individuals provide different responses in the presence of an interviewer. Given that the 2025 survey was also conducted as a hybrid online-telephone, but previous surveys (conducted in 2018 and 2021) were conducted solely by telephone, comparisons are made to both online and telephone results for 2025, but only the telephone sample for 2026 is compared with results from 2018 and 2021.

## D. KEY FINDINGS

Outlined below are key findings from this study. The remainder of this report describes survey results in more detail. Please note there were some fairly significant changes in some survey results between 2021 and 2025, with results from 2025 to 2026 remaining mostly consistent. As the geopolitical landscape continues to evolve at a rapid pace, CSIS has chosen to conduct public opinion research on a more regular basis.

### **Attitudes to Security and Privacy**

Attitudes around how safety in Canada has evolved over the past five years were assessed. Half (52%) of respondents feel that Canada is more dangerous than it was five years ago, while 41% feel it is the same, and only 5% feel it is safer. In light of political disruption from the United States, and ongoing conflicts in Gaza and Ukraine, tracking results indicates that Canadians are now more likely to feel Canada has become more dangerous than they were in 2018 and 2021. Online mirror a slight reduction in perceived danger in 2026 compared with 2025.

Results reveal moderate public trust in intelligence agencies, but also the public's concerns when it comes to the amount of private information that these organizations hold. Over half agree that that the federal government can be trusted to strike the right balance between security and civil liberties (54%), although 32% disagree. A similar proportion (53%) agree that Canadian intelligence agencies act within the law when collecting information about Canadians (18% disagree). In addition, more than four in ten (44%) agree that Canadian intelligence agencies should have more powers to ensure the safety, security and prosperity of Canada, while 28% disagree. Canadians are split, however, on whether or not they are concerned about the information that intelligence agencies collect about them personally with as many agreeing they are concerned (38%) as disagreeing (39%).

### **Familiarity with CSIS**

Just over half (53%) of respondents correctly identified CSIS, unaided, as the government agency responsible for investigating threats to the security of Canada such as sabotage, terrorism and violent extremism, foreign interference, and subversion. This is minimally higher than the 50% reported in 2025. Over one in three (35%) were not able to suggest any government agency with these responsibilities, while a small minority identified the RCMP (5%), the Department of National Defence or Armed forces (1%), or other mentions (6%). Tracking

(telephone results) suggests an increase in awareness of CSIS (from 30% in 2018 to 45% in 2026).

After a brief description of CSIS, the majority of Canadians say they are aware of the organization. Nearly three in four (72%, compared with 74% in 2025) say they have heard something about CSIS, while an additional 9% believe they ‘may’ have heard something. Less than one in five (17%) do not recall seeing or hearing anything about the organization. Aided awareness continues to be higher than 2021 telephone results.

Results suggest several main formats preferred by Canadians to receive information about national security: television, internet, print newspapers, or radio sources. Other mentions include social media such as Facebook, Twitter/X, Instagram, Reddit, TikTok, YouTube or general social media.

## **Attitudes to CSIS**

Results suggest that Canadians place a great deal of importance on CSIS’ role in protecting Canada’s national security. Three in four (74%, compared to 77% in 2025) rate CSIS’ mission as very important, while a further one in five (21%) say it is somewhat important. Virtually no respondents (2%) believe that the responsibilities borne by CSIS are of little to no importance. Perhaps not surprisingly in light of increased concerns about Canada becoming more dangerous, tracking of telephone responses reveals that the perceived importance of CSIS has increased to 75% from the 69% reported in 2021.

Findings also reveal broad public confidence in CSIS. Three in four Canadians (75%, unchanged from 2025) indicate confidence in CSIS’ ability to keep Canadians safe from threats of espionage and sabotage, terrorism, and violent extremism, foreign interference and subversion. However, the majority of these individuals (58%) expressed only ‘some’ confidence. Just one in six (15%) say they have a limited degree of confidence, and 5% have no confidence at all. Telephone tracking reveals a minimal increase in confidence in CSIS’ ability to keep Canadians safe relative to 2025, closer to the 20% reported in 2021.

Survey results reveal fairly strong levels of trust in CSIS’ ability to safeguard Canadians’ rights and freedoms. Three in four Canadians (73% compared to 74% in 2025) place at least some trust in CSIS’ ability to safeguard Canadians’ rights and freedoms while fulfilling its mandate, although the majority (57%) say they ‘somewhat’ trust the organization. One in seven (15%) say they do not trust CSIS very much and 8% say they do not trust the organization at all. Tracking

reveals that trust in CSIS' ability to safeguard Canadians' rights and freedoms has fluctuated only slightly since 2021.

Respondents were asked to rate their support for CSIS, given three selected activities. Nearly nine in ten said they would be much or somewhat more likely to support the activities of CSIS if they knew CSIS has helped to prevent foreign governments from attempting to interfere in Canada's democracy and economy (88%; 86% in 2025), that it has assisted in preventing acts of violent extremism within Canada (87%; 88% in 2025) or has helped to prevent suspected terrorists and spies from immigrating to Canada (86%; 87% in 2025). Telephone results indicate that support for CSIS activities based on this information has remained fairly stable since 2021.

## **Threat Environment**

Respondents were asked whether they were more concerned about religiously motivated violent extremism (RMVE) or about ideologically motivated violent extremism (IMVE). Results indicate greater concern for IMVE (52%), compared with the proportion (38%) who is more concerned about RMVE. Ten per cent are unsure. The proportion of the population with greater concern for IMVE has also increased 8 points since this time last year when it was 44%. Current results mirror 2021 results more closely although marginally higher for RMVE.

Somewhat mixed views were reported of relative concern about espionage against classified government information or about economic espionage against Canadian companies. Half (50%) feel that espionage against government is more of a concern, while four in ten (41%) feel that espionage against Canadian companies is the greater concern. This is in line with 2025 results. Tracking (telephone results) reveals a considerable increase in concern about espionage against Canadian companies (up 12 percentage points since 2025, more in line with 2021), with a slight decrease in concern about espionage against government (down three points since 2025, returning to 2021 levels).

As in 2025, respondents were asked about their level of concern about foreign interference in a variety of areas. Results reveal high levels of concern about foreign interference in all of the areas examined. The greatest concern is in terms of elections (61% say they are very concerned about foreign interference in elections), followed by government (58% express high levels of concern). Canadians also express considerable concern about foreign interference in social media platforms (48% say they are very concerned about foreign interference in this area). Concern for academia (33% express high levels of concern in this area), diverse communities (35% express high levels of concern) and civil society (30%) are someone less of a concern. The private sector as a target for foreign interference is a concern for one in four (27%).

Regarding threats to national security, among the issues examined, respondents place cyber-attacks against critical infrastructure as the highest threat to national security (28%). Violent extremism (23%) and foreign interference (22%) are roughly tied as the second highest threat followed by terrorists and spies entering Canada (17%). Ten per cent rank espionage against government and Canadian companies as the highest threat to national security. Overall, the perceived threat from cyber attacks is somewhat lower than it was in 2025 when 33% considered it to be the highest threat. Comparing telephone results over time, only cyber attacks have seen a decrease (27%, down from 33% in 2025). Terrorists and spies is on par with 2025, but an increase from 13% registered in 2021.

Selected countries were presented to respondents to rate each in terms of the degree of threat they pose to Canadian interests. Both Russia (70%) and China (67%) are seen as a significant threat to Canada by much larger proportions of Canadians than those who perceive Iran (34%), India (33%), or Pakistan (21%) as a considerable threat. While this question was changed in 2026 and cannot be strictly compared, it is nonetheless useful to note that nearly half of the 2025 sample ranked China as posing the highest threat (47%), while only 27% ranked Russia as the highest threat.

Respondents were also given the opportunity to include other countries not on the list of selected countries and rate their threat level to Canadian interests. The United States, unprompted, was mentioned by 878 respondents representing 43% of the sample and was seen as a high threat by 81% of that sample. Israel was also mentioned, unprompted, by 70 respondents, and was seen as a high threat by 77%. Another 58 indicated North Korea to be a threat, rated as high by 53%.

In overall selection of the country presenting the highest threat to Canada, Russia and China are roughly tied (37% and 35%, respectively) with 27% viewing the United States as the highest threat to Canadian interests.

## **E. CONTRACT VALUE**

The contract value for the POR project is \$79,695.49 (including HST).

Supplier Name: EKOS Research Associates

PWGSC Contract Number: CW2433167

Contract Award Date: December 16, 2025

To obtain more information on this study, please e-mail [anabel6780@smtp.gc.ca](mailto:anabel6780@smtp.gc.ca).

## F. POLITICAL NEUTRALITY CERTIFICATION

I hereby certify as Senior Officer of EKOS Research Associates Inc. that the deliverables fully comply with the Government of Canada political neutrality requirements outlined in the Policy on Communications and Federal Identity and the Directive on the Management of Communications. Specifically, the deliverables do not include information on electoral voting intentions, political party preferences, standings with the electorate, or ratings of the performance of a political party or its leaders.

Signed by:

Signed by:



Susan Galley (Vice President)

# DETAILED FINDINGS

Throughout this report results are described, and presented in charts, for the combined telephone and online samples (n=2,051). Where results are compared with 2025, the 2025 results are presented in the right-hand column of the charts, also based on the combined telephone and online samples. Subsequent tables present separate results for telephone and online samples to enable comparison with previous surveys collected exclusively by telephone.

## A. SAMPLE CHARACTERISTICS

Following are the sample characteristics for the telephone and online samples in terms of region, age, gender (unweighted) and ethnicity (weighted), which are closely aligned.

**Table 2: Demographic Table (Online and Telephone)**

Categories	Online 2026	Telephone 2026
<b>Age (Unweighted)</b>	<b>n=1047</b>	<b>n=1004</b>
<35	21%	23%
35-44	18%	16%
45-54	17%	18%
55-64	19%	18%
65 up	25%	25%
<b>Region (Unweighted)</b>	<b>n=1047</b>	<b>n=1004</b>
British Columbia and Territories	15%	12%
Alberta	12%	10%
Saskatchewan/Manitoba	6%	8%
Ontario	37%	38%
Quebec	22%	25%
Atlantic	7%	7%
<b>Gender (Unweighted)</b>	<b>n=1047</b>	<b>n=1004</b>
Man	49%	49%
Woman	50%	51%
Other	1%	0%

Categories	Online 2026	Telephone 2026
<i>Other than Canadian, to which ethnic or cultural groups do you consider yourself to belong?</i>	<i>n=1047</i>	<i>n=1004</i>
British (e.g., English, Scottish, Irish, Welsh, etc.)	43%	23%
French (e.g., Quebecois, Franco-Ontarian, Franco-Manitoban, Acadian, etc.)	23%	16%
Other Western European (e.g., German, Dutch, etc.)	17%	10%
Eastern European (e.g., Polish, Russian, Czechoslovakian, Ukrainian, etc.)	11%	7%
Scandinavian (e.g., Swedish, Finnish, Danish, Norwegian, etc.)	5%	3%
Southern European (e.g., Italian, Greek, Spanish, etc.)	5%	4%
South Asian (e.g., Pakistani, Indian, Sri Lankan, etc.)	2%	2%
Southeast Asian (e.g., Chinese, Vietnamese, Korean, etc.)	2%	3%
Latin American (e.g., Mexican, Brazilian, Chilean, etc.)	2%	1%
Aboriginal/Indigenous (e.g., Ojibway, Iroquois, Cree, etc.)	2%	0%
American (general mention)	2%	1%
Arabic (e.g., Egyptian, Lebanese, etc.)/West Asian (e.g., Afghani, Iranian, etc.)	1%	2%
African (e.g., Nigerian, Somali, etc.)/Caribbean	2%	5%
Other	4%	6%
None	8%	24%
Prefer not to answer	2%	1%

## B. ATTITUDES TO SECURITY AND PRIVACY

The survey included a number of broader questions related to safety, security, and privacy in Canada.

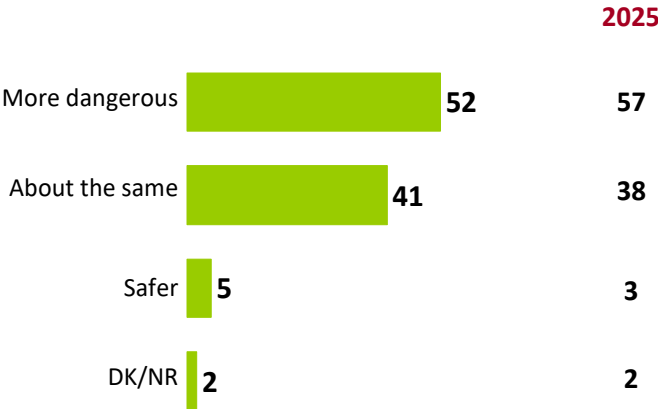
### *Perceived danger in Canada*

Respondents were asked about how safety in Canada has evolved over the past five years. Overall, half (52%) feel that Canada is more dangerous than it was five years ago, while 41% feel it is the same, and only 5% feel it is safer.

Not surprisingly, in light of political turmoil in and stemming from the United States, and ongoing conflicts in Gaza and Ukraine tracking results indicates that Canadians are now significantly more likely to feel Canada has become more dangerous than they were in 2018 and 2021 (telephone: from 25% and 26% in 2021 and 2018 to 49% currently, down marginally from 54% in 2025). Online mirror the same slight reduction in perceived danger in 2026 compared with 2025.

**Chart 1: Tracking perceived danger in Canada**

**Q.** *Do you feel that, overall, Canada is safer, more dangerous or about the same as it was five years ago? (n=2051; all cases)*



**Table 3: Tracking perceived danger in Canada**

<i>QB1. Do you feel that, Canada is safer, more dangerous or about the same ....?</i>	Phone 2026	Phone 2025	Phone 2021	Phone 2018	Online 2026	Online 2025
More dangerous	49%	54%	25%	26%	55%	60%
About the same	43%	41%	60%	59%	38%	35%
Safer	6%	3%	13%	12%	4%	3%
DK/NR	2%	2%	3%	3%	2%	2%

- Alberta residents (62%), those 55 to 64 years of age (58%) are most likely to perceive an increase in the level of danger facing the country.
- Conversely, Quebec residents (50%) are most likely to feel the level is about the same as it was five years ago.

***Views on Canadian intelligence agencies***

Results reveal moderate public trust in intelligence agencies but also highlight the public’s concerns when it comes to the amount of private information that these organizations hold. More than half agree that that the federal government can be trusted to strike the right balance between security and civil liberties (54%), although 32% disagree. A similar proportion (53%) agree that Canadian intelligence agencies act within the law when collecting information about Canadians (18% disagree). In addition, more than four in ten (44%) agree that Canadian intelligence agencies should have more powers to ensure the safety, security and prosperity of Canada, although 28% disagree. Canadians are split, however, in whether or not they are concerned about the information that intelligence agencies collect on them with as many expressing concern (38%) as expressing a lack of concern (39%).

A comparison of telephone results shows that the proportion of Canadians who say they trust the federal government to strike a balance between security and civil liberties has returned to 2018 and 2021 levels after a dip to 49% in 2025. There is a slight decrease in terms of agreement that agencies should have more power (down from 47% in 2025 to 42% in 2026). There has also been a steady increase in the proportion who feel Canadian intelligence agencies act within the law when they collect information about Canadians, up eight points from 49% in 2021, and four points since last year when it was 53%. Results have remained relatively stable in terms of concern about the information that intelligence agencies collect on them (43% compared with 40% in 2025). A comparison with online results in 2025 show stable results with the exception of a sizable increase in trust (53% compared with 44% in 2025).

## Chart 2: Views on Canadian intelligence agencies

Q. To what extent do you agree or disagree with each of the following statements?  
(n=2051; all cases)



**Table 4: Tracking views on Canadian intelligence agencies**

-- % Agree	Phone				Online	
	2026	2025	2021	2018	2026	2025
I can trust the Government of Canada to strike the right balance between protecting national security and ensuring civil liberties	56%	49%	56%	57%	53%	44%
Canadian intelligence agencies act within the law when they collect information about Canadians	57%	53%	49%	54%	49%	51%
Canadian intelligence agencies should have more powers to ensure the safety, security and prosperity of Canada	42%	47%	--	--	45%	47%
I am concerned about information that government intelligence agencies may be collecting about me	43%	40%	41%	41%	36%	36%

- Those 55 to 64 years of age (57%) and 65 years of age and older (53%) are more likely to agree that police and intelligence agencies should be given additional powers. This is least likely among those under 35 (33%), those who are between 35 and 54 (39%) and residents of BC (39%).
- Residents of Quebec (60%), women (60%), those 65 and older (65%), as well as those with university education (60%) are more likely to agree that the federal government can be trusted to strike a balance between security and civil freedoms. Least likely to agree are residents of Alberta (41%).
- Residents of Quebec (63%), women (56%), those 65 and older (59%), as well as those with university education (59%) are also more likely to agree that Canadian intelligence agencies act within the law when collecting information about Canadians. This is least likely among those under 35 (48%).
- Men (40%), those under 35 years of age (42%) as well as those with college education (41%) are most likely to express concern about the information that intelligence agencies collect on them. Least concerned are those 65 years of age or older (46%) and those reporting household incomes of \$150,000 or higher (46%).

## C. FAMILIARITY WITH CSIS

The survey also examined Canadians' awareness and familiarity with CSIS.

### *Awareness of CSIS*

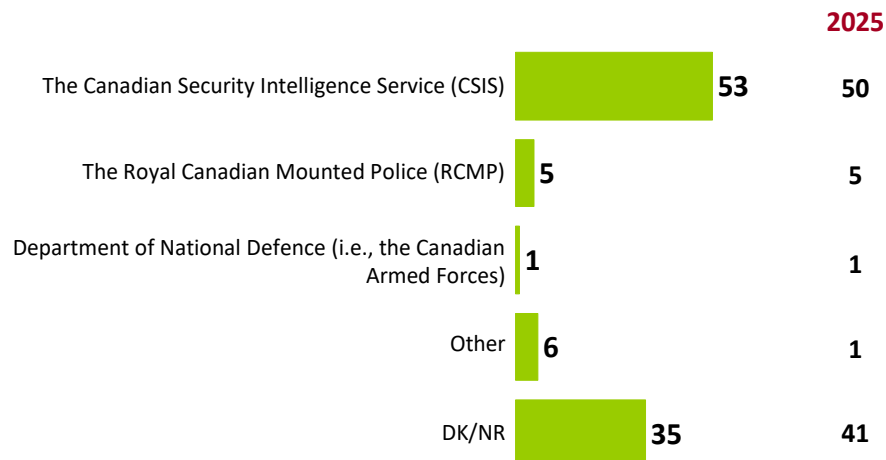
Just over half (53%) of respondents correctly identified CSIS, unaided, as the government agency responsible for investigating threats to the security of Canada such as sabotage, terrorism and violent extremism, foreign interference, and subversion. This is minimally higher than the 50% reported in 2025. Over one in three (35%) were not able to suggest any government agency with these responsibilities, while a small minority identified the RCMP (5%), the Department of National Defence or Armed forces (1%), or other mentions (6%).

A comparison of telephone results shows an increase in awareness from 34% in 2021 to 41% in 2025 and 45% currently. Awareness also increases minimally among online only results from 59% in 2025 to 62%.

**Chart 3: Awareness of CSIS**

**Q1.** *As you may be aware, there is a government agency that is responsible for investigating threats to the security of Canada such as espionage and sabotage, terrorism and violent extremism, foreign interference, and subversion. Can you name this agency?*

*[CODED RESPONSES FROM OPEN RESPONSE] (n=2051; all cases)*



**Table 5: Tracking awareness of CSIS**

<i>Q1. Can you name the government agency responsible for ....?</i>	<b>Phone 2026</b>	<b>Phone 2025</b>	<b>Phone 2021</b>	<b>Phone 2018</b>	<b>Online 2026</b>	<b>Online 2025</b>
CSIS	45%	41%	34%	30%	62%	59%

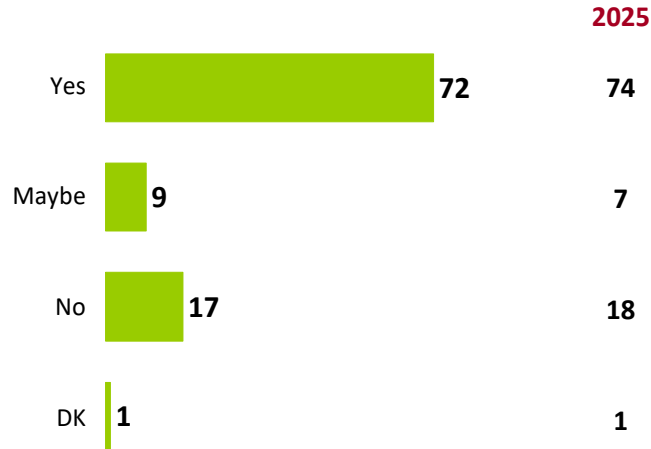
- Men (61%) are more likely than women (46%) to identify CSIS as the agency that is responsible for addressing threats to Canadian security.
- Those aged 35-54 (58%) are apt to identify CSIS, particularly compared to those under age 35 (48%).
- Residents of Ontario are mostly likely to recognize CSIS (61%), followed by British Columbia and the Territories (60%), while those in Quebec are least likely (31%).
- The likelihood of correctly identifying CSIS rises with both educational attainment (60% among university graduates) and household income (60%-61% among those earning \$100,000 or more).

Respondents were then provided with a brief description of CSIS and asked whether they had heard of the organization. Results suggest that the majority of Canadians are aware of the organization, even if many cannot identify it by name. Nearly three in four (72%, compared with 74% in 2025) say they have heard something about CSIS, while an additional 9% believe they ‘may’ have heard something. Less than one in five (17%) do not recall seeing or hearing anything about the organization.

Aided awareness continues to be higher than 2021 telephone results (57%, increasing to 68% currently). Online, results are fairly similar, decreasing three points to 77% from 80% in 2025.

### Chart 4: Tracking familiarity with CSIS

**Q.** *The Canadian Security intelligence Service, or CSIS, is the federal government agency responsible for investigating and advising on threats of espionage and sabotage, terrorism and violent extremism, foreign interference, and subversion, and reducing these threats. Based on this description, would you say that you have ever heard, seen or read anything about CSIS? (n=2051; all cases)*



**Table 6: Tracking familiarity with CSIS**

<i>QC1. Have you heard, seen or read anything about CSIS?</i>	Phone 2026	Phone 2025	Phone 2021	Phone 2018	Online 2026	Online 2025
Yes	68%	67%	57%	59%	77%	80%
Maybe	6%	6%	9%	7%	12%	9%
No	26%	33%	32%	27%	9%	10%

- Men (78%) are more likely than women (68%) to say they have heard of CSIS.
- Those under the age of 35 are less likely to say they have heard something about CSIS (63%) while those 55-64 (80%) and 65 and over (77%) are most likely.
- Regionally, those in Ontario (80%) and British Columbia and the Territories (77%) are more likely to be familiar with CSIS, while those in Quebec are least likely (56%).
- The likelihood of recognizing CSIS rises progressively with educational attainment (from 67% among high school educated to 79% among university graduates) and household income (from 49% among those earning less than \$20,000 to 82% among those earning \$150,000 or more).

In a newly added question in 2026, respondents were asked, unaided, what they have read, heard or seen about CSIS. One in ten or more recall general news coverage or public reports (16%), foreign interference (11%), or mandate and activities (10%). There were a range of other mentions, including a personal connection (7%), a minimal or vague knowledge (6%), general awareness (6%), work in terrorism and extremism (4%), criticism or distrust of CSIS (4%), workplace culture or internal issues (3%), government response and effectiveness (3%), and international partnerships (2%). Just over one in four (28%) do not recall what they have seen or heard about CSIS.

**Table 7: Topics associated with CSIS**

<i>QC2. What have you read, heard or seen about CSIS? (Unaided)</i>	<b>Total</b>
News Coverage and Public Reports	16%
Foreign Interference	11%
Mandate and Activities	10%
Personal Connection	7%
Minimal or Vague Knowledge	6%
General Awareness	6%
Criticism and Distrust	4%
Terrorism and Extremism	4%
Government Response and Effectiveness	3%
Workplace, Culture, and Internal Issues	3%
International Partnerships	2%
Don't recall/No response	28%

- Responses varied slightly by age with those aged 55-64 more likely than other age groups to cite news coverage and public reports (22%), while those under age 35 mention a personal connection.
- Those with a university education are more likely to mention most factors, including foreign interference, a personal connection, terrorism and extremism, and workplace culture and internal issues.
- Responses also vary by income with those reporting under \$20,000 in household income more likely to state minimal or vague knowledge (18%). Those with \$100,000 - \$150,000 are apt to cite foreign interference (16%), and respondents reporting \$150,000 in annual income more likely to mention terrorism and extremism.

Also asked about preferred sources in 2026, results highlight several main formats to receive information about national security. Nearly two in five mention television (38%) or internet sources (36%). One in five said they prefer print newspapers (20%) or radio (19%) sources. Other mentions include social media such as Facebook (8%), Twitter/X (6%), Instagram (5%), Reddit (3%), TikTok (2%), YouTube (2%) or general social media (2%). Other sources of information are academia (4%), general news sources (3%), government websites (2%), or email (3%).

**Table 8: Preferred channels for security-related information**

<i>QC3. How do you prefer to receive information about national security?</i>	<b>Phone 2026</b>
TV	38%
Internet	36%
Print newspapers	20%
Radio	19%
Facebook	8%
Twitter	6%
Instagram	5%
Academia	4%
Email	3%
Reddit	3%
News sources	3%
YouTube	2%
Government websites/news/press	2%
TikTok	2%
Other social media or general mention	2%
Other	3%
Do not want to receive information about national security	3%
Don't know/No response	4%

- Women are more likely than men to prefer Facebook (10%) or Instagram (7%).
- Respondents aged 65 and over tend to prefer television (57%) or print newspapers (32%), compared to those younger. Those under age 35 are more likely to say they prefer the internet (44%) to receive information about national security.
- Regionally, those in Quebec are apt to say they prefer television (47%) or the radio (29%) as sources, compared to those in other regions
- Those with a high school education (44%) are more likely to prefer television than those with college (39%) or university (36%) education.

# D. ATTITUDES TO CSIS

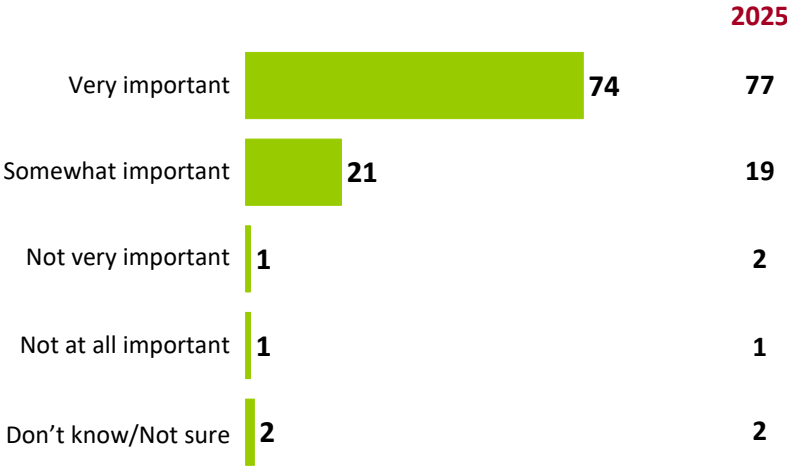
## Perceived importance of CSIS

Results reveal that Canadians place a great deal of importance on CSIS’ role in protecting Canada’s national security. Three in four (74%, compared to 77% in 2025) rate CSIS’ mission as very important, while a further one in five (21%) say it is somewhat important. Virtually no respondents (2%) believe that the responsibilities borne by CSIS are of little to no importance.

In 2018, telephone results showed that 69% of Canadians felt CSIS is very important to Canada’s national security. This has increased over time from 68% in 2021, 76% in 2025 and 75% in 2026). Online responses showed a marginal decrease to 74% from 78% in 2025.

**Chart 5: Perceived importance of CSIS**

*Q. Based on the description provided and what you may know about CSIS, would you say that its mission is..... to Canada’s national security? (n=2051 all cases)*



**Table 9: Tracking perceived importance of CSIS**

QC4. Level of importance of the CSIS mission to Canada's national security?	Phone 2026	Phone 2025	Phone 2021	Phone 2018	Online 2026	Online 2025
Very important	75%	76%	68%	69%	74%	78%
Somewhat important	21%	18%	25%	26%	22%	18%

- Those with a university education (97%) are more likely to feel that CSIS’ mission is very important.

## Confidence in CSIS

Results also reveal broad public confidence in CSIS. Three in four Canadians (75%, unchanged from 2025) indicate confidence in CSIS’ ability to keep Canadians safe from threats of espionage and sabotage, terrorism, and violent extremism, foreign interference and subversion. However, the majority of these individuals (58%) expressed only ‘some’ confidence. Just one in six (15%) say they have a limited degree of confidence, and 5% have no confidence at all.

A comparison of telephone results show minor fluctuation over time with 20% expressing a great deal of confidence in CSIS in 2018 to 18% in 2026. Online, 15% in 2025 said they were confident in CSIS’ ability to keep Canadians safe, compared to 17% currently.

### Chart 6: Confidence in CSIS

**Q.** To what extent would you say that you have confidence in CSIS' ability to keep Canadians safe from threats of espionage and sabotage, terrorism and violent extremism, foreign interference and subversion? (n=2051; all cases)



**Table 10: Tracking confidence in CSIS**

QC5. Have confidence in CSIS' ability to keep Canadians safe	Phone 2026	Phone 2025	Phone 2021	Phone 2018	Online 2026	Online 2025
A great deal of confidence	18%	15%	22%	20%	17%	15%
Some confidence	58%	60%	63%	64%	58%	61%

- Women (79%) are more likely than men (71%) to express confidence.
- Respondents aged 55 and over (80%-81%) are more likely to say they are confident than those 54 and under (71%-72%).
- Regionally, those in Atlantic Canada (81%) and Quebec (79%) are more likely to say they are confident, while those in British Columbia and the Territories (70%) and Alberta are least confident (69%).
- Those with a university education (78%) are more likely than those with a college education (72%) to be confident.

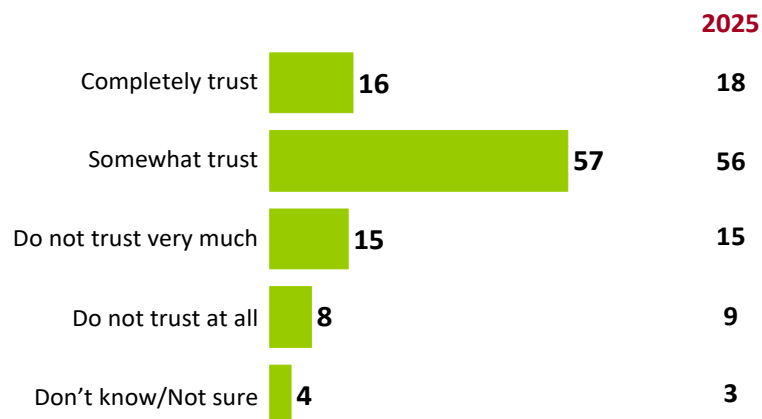
### ***Trust in CSIS to safeguard Canadian rights***

Survey results highlight fairly strong levels of trust in CSIS’ ability to safeguard Canadians’ rights and freedoms. Three in four Canadians (73% compared to 74% in 2025) place at least some trust in CSIS’ ability to safeguard Canadians’ rights and freedoms while fulfilling its mandate, although the majority (57%) say they ‘somewhat’ trust the organization. One in seven (15%) say they do not trust CSIS very much and 8% say they do not trust the organization at all.

Both telephone and online results remained relatively unchanged since 2025.

### **Chart 7: Trust in CSIS to safeguard Canadian rights**

**Q.** *To what extent would you say that you trust CSIS to safeguard Canadians' rights and freedoms in fulfilling its mandate? (n=2051; all cases)*



**Table 11: Tracking trust in CSIS to safeguard Canadian rights**

<i>QC6. You trust CSIS to safeguard Canadians' rights and freedoms</i>	Phone 2026	Phone 2025	Phone 2021	Phone 2018	Online 2026	Online 2025
Completely trust	16%	18%	17%	15%	16%	17%
Somewhat trust	62%	58%	63%	65%	53%	55%

- Women (77%) are more likely than men (70%) to say they trust CSIS.
- Respondents aged 55 and over (80%-82%) are more likely to say they trust CSIS than those 54 and under (67%-69%).
- Regionally, those in British Columbia and the Territories (68%) and Alberta (63%) are least likely to express trust.
- Those with a university education (77%) are more likely than those with a college education (70%) to be confident.

***Impact of information on support for CSIS***

Respondents were presented with a list of three examples of CSIS’ responsibilities to Canadians and asked how each one would impact their support for CSIS’ activities. Nearly nine in ten said they would be much or somewhat more likely to support the activities of CSIS if they knew CSIS has helped to prevent foreign governments from attempting to interfere in Canada’s democracy and economy (88%; 86% in 2025), that it has assisted in preventing acts of violent extremism within Canada (87%; 88% in 2025) or has helped to prevent suspected terrorists and spies from immigrating to Canada (86%; 87% in 2025).

A comparison of telephone results shows minor changes over time from 44% of Canadians in 2018 likely to support CSIS if it knew it has assisted in preventing acts of violent extremism within Canada, to a high of 50% in 2025, to 46% in 2026. Online, results decreased minimally from 61% in 2025 to 58% in 2026. Support, among telephone responses, related to CSIS preventing suspected terrorists and spies from immigrating to Canada was 45% in 2018 and tracked to 44% in 2026. Among online respondents, support increased in this area to 58% from 47% in 2025.

## Chart 8: CSIS preventing acts of violent extremism

Q. Would you be much more likely, somewhat more likely, somewhat less likely, or much less likely to support the activities of CSIS if you knew the following? (n=2051; all cases)

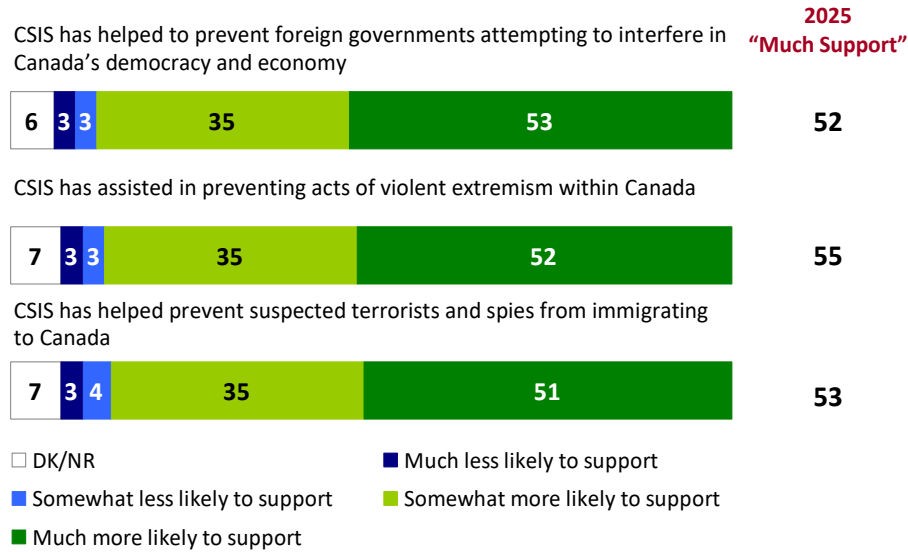


Table 12: Tracking CSIS preventing acts of violent extremism

QC7A-C. Support for Would you be much more likely, CSIS activities if... (% Much more likely to support)	Phone 2026	Phone 2025	Phone 2021	Phone 2018	Online 2026	Online 2025
CSIS has assisted in preventing acts of violent extremism within Canada	46%	50%	49%	44%	58%	61%
CSIS has helped prevent suspected terrorists and spies from immigrating to Canada	44%	47%	48%	45%	58%	47%
CSIS has helped to prevent foreign governments attempting to interfere in Canada's democracy and economy	46%	47%			60%	57%

- Those with lower income (under \$20,000) more are consistently less likely to support the activities of CSIS for any of these statements.

# E. THREAT ENVIRONMENT

The survey also included a number of questions examining Canadians’ views on various threats to the country.

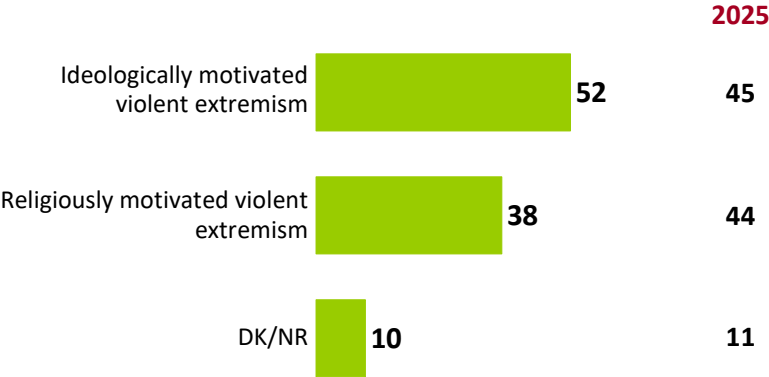
## Primary violent extremism concern

Respondents were asked whether they were more concerned about religiously motivated violent extremism (RMVE) or about ideologically motivated violent extremism (IMVE). Results indicate greater concern for IMVE (52%), compared with the proportion (38%) who is more concerned about RMVE. Ten per cent are unsure. The proportion of the population with greater concern for IMVE has also increased 8 points since this time last year when it was 44%. Current results mirror 2021 results more closely although marginally higher for RMVE.

Telephone results demonstrate a return to 2021 for concern about ideologically motivated violent extremism of 53%, down to 44% in 2025, and returning to 52% in 2026. Online, concern increased more notably to 52% from 43%. Concern about religiously motivated violent extremism registered at 33% in 2021, before increasing to 46% in 2025 and decreased again to 38% among telephone respondents. Online concern in this area decreased to 38% from 45% in 2025.

**Chart 9: Primary violent extremism concern**

*Q. Would you say you are more concerned about religiously motivated violent extremism (e.g. Al-Qaeda and ISIS) or ideologically motivated violent extremism? (n=2051; all cases)*



**Table 13: Tracking primary violent extremism concern**

<i>D1. Are you more concerned about.....?</i>	Phone 2026	Phone 2025	Phone 2021	Online 2026	Online 2025
Ideologically motivated violent extremism	52%	44%	53%	52%	43%
Religiously motivated violent extremism	38%	46%	33%	38%	45%
DK/NR	10%	12%	14%	10%	11%

- Women (56%), those under the age of 35 (58%), and those with university education (60%) express greater fear of IMVE.
- Men (44%), those 65 years of age and older (43%), and those with a high school education (43%) are more concerned about RMVE.

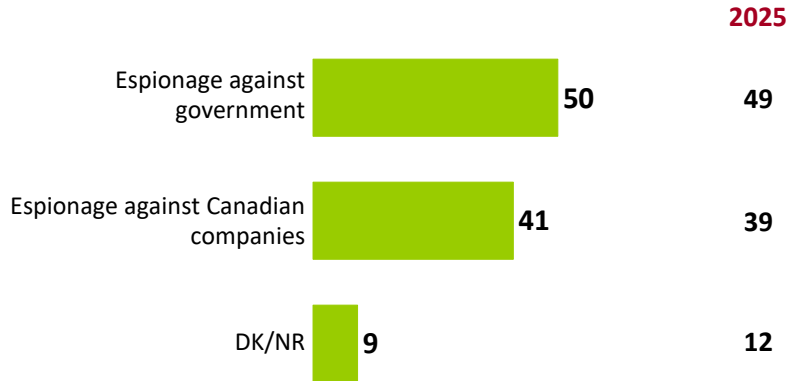
***Primary espionage concern***

Respondents were then asked whether they were more concerned about espionage against classified government information or about economic espionage against Canadian companies. Results reveal somewhat mixed views on this issue. Half (50%) feel that espionage against government is more of a concern, while four in ten (41%) feel that espionage against Canadian companies is the greater concern. This is in line with 2025 results.

Comparing telephone results shows an increase in concern about espionage against Canadian companies (52%, compared with 44% in 2025, more in line with 50% in 2021), with a minimal decrease in concern about espionage against government (43%, compared with 46% in 2025, more in line with 42% in 2021). Conversely, a comparison of online results reveals a decrease in concern about espionage against Canadian companies (31%, down from 39% in 2025), and an increase in concern about espionage against government (57%, up from 49% in 2025).

## Chart 10: Primary espionage concern

**Q.** *Would you say you are more concerned about espionage against classified government information (e.g. stealing military secrets) or economic espionage against Canadian companies? (n=2051; all cases)*



**Table 14: Tracking primary espionage concern**

<i>D2. Are you more concerned about...?</i>	Phone 2026	Phone 2025	Phone 2021	Online 2026	Online 2025
Espionage against government	43%	46%	42%	57%	49%
Espionage against Canadian companies	52%	44%	50%	31%	39%
DK/NR	6%	9%	8%	12%	12%

- Men (47%), and those 55 to 64 years of age (46%) are more likely to express concern about espionage against Canadian companies.
- Women (53%) and those under 35 years of age (58%) and residents of the Atlantic (60%) are more likely to express concern about espionage against government.

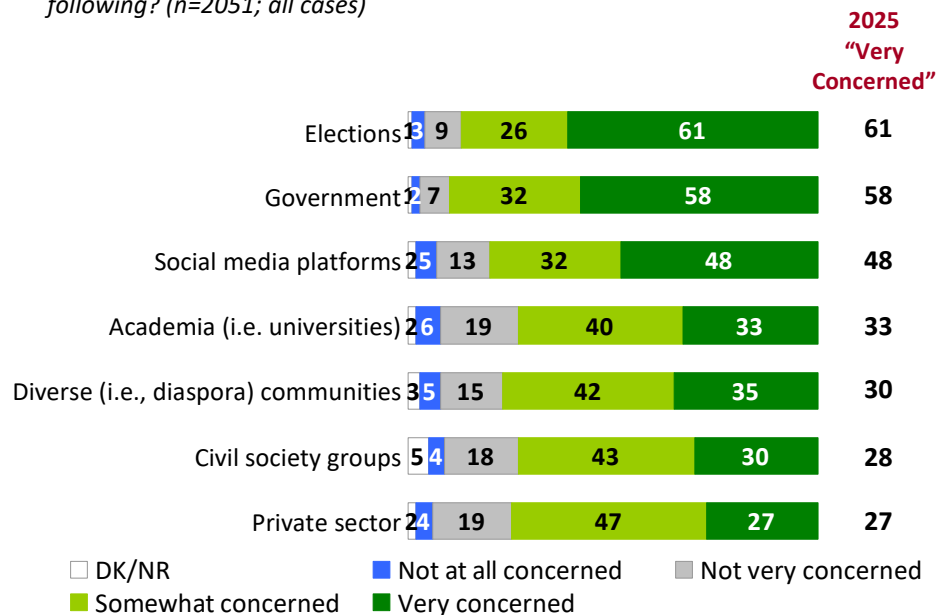
## Concern about foreign interference

As in 2025, respondents were asked about their level of concern about foreign interference in a variety of areas. Results reveal high levels of concern about foreign interference in all of the areas examined. The greatest concern is in terms of elections (61% say they are very concerned about foreign interference in elections), followed by government (58% express high levels of concern). Canadians also express considerable concern about foreign interference in social media platforms (48% say they are very concerned about foreign interference in this area). Concern for academia (33% express high levels of concern in this area), diverse communities (35% express high levels of concern) and civil society (30%) are someone less of a concern. The private sector as a target for foreign interference is a concern for one in four (27%).

Overall results are nearly identical to those measured in 2025.

### Chart 11: Concern about foreign interference

*Q. To what extent are you concerned about foreign interference targeting each of the following? (n=2051; all cases)*



- Generally speaking, Ontario residents, women, those 65 years of age and older, and higher income earners express higher levels of concern about foreign interference, particularly related to civil society groups and diverse communities.

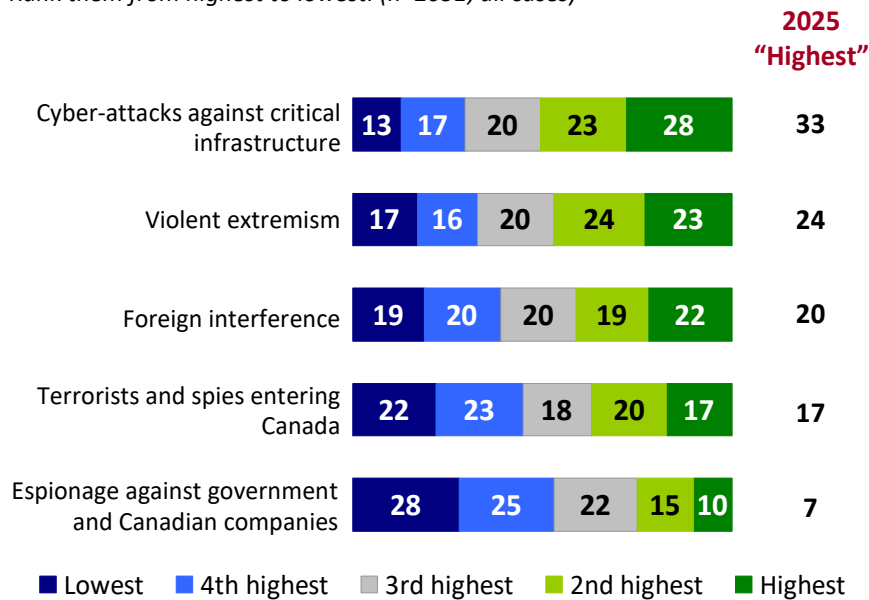
### Ranking type of threats to national security

Canadians were also asked to rank different threats to national security. Results indicate that, among the issues examined, respondents place cyber-attacks against critical infrastructure as the highest threat to national security (28%). Violent extremism (23%) and foreign interference (22%) are roughly tied as the second highest threat followed by terrorists and spies entering Canada (17%). Ten per cent rank espionage against government and Canadian companies as the highest threat to national security.

Overall, the perceived threat from cyber attacks is somewhat lower than it was in 2025 when 33% considered it to be the highest threat. Comparing telephone results over time, only cyber attacks have seen a decrease (27% down from 33% in 2025). Terrorists and spies is on par with 2025, but an increase from 13% registered in 2021. Results obtained online are largely on par with 2025.

**Chart 12: Ranking types of threat to national security**

*Q. What do you consider to be the most critical threat to national security?  
Rank them from highest to lowest: (n=2051; all cases)*



**Table 15: Tracking types of threat to national security**

<i>QD4A1-5. Most critical threat to national security? (% Highest)</i>	Phone 2026	Phone 2025	Phone 2021	Online 2026	Online 2025
Cyber-attacks against critical infrastructure	27%	33%	33%	29%	32%
Violent extremism	23%	21%	25%	24%	27%
Foreign interference	21%	21%	22%	23%	20%
Terrorists and spies entering Canada	20%	19%	13%	15%	14%
Espionage against government and Canadian companies	11%	8%	8%	9%	7%

- Women (26%), those under 35 years of age (29%), and individuals with university education (26%) are more likely to see violent extremism as the most critical threat to national security.
- The perceived threat posed to national security in the other four areas is roughly similar across demographic segments.

### ***Countries posing threats to Canadian interests***

Respondents were presented with a list of selected countries and asked to rate each one in terms of the degree of threat they pose to Canadian interests. Both Russia (70%) and China (66%) are seen as a significant threat to Canada by much larger proportions of Canadians than those who perceive Iran (34%), India (33%), or Pakistan (21%) as a considerable threat.

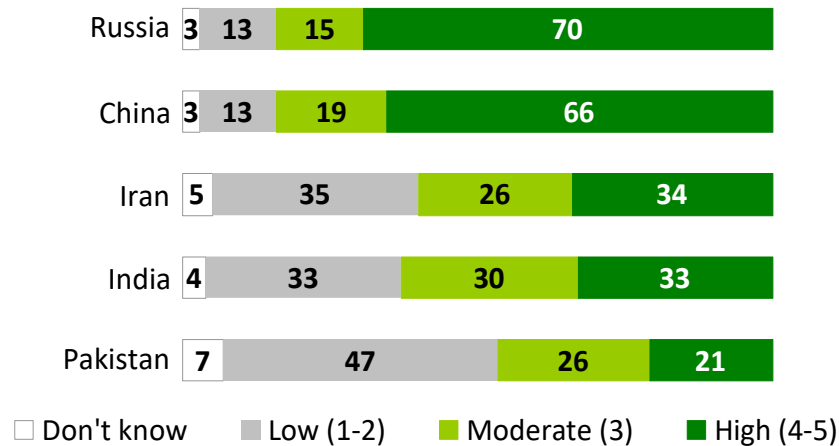
While this question was changed in 2026 and cannot be strictly compared, it is nonetheless useful to note that nearly half of the 2025 sample ranked China as posing the highest threat (47%), while only 27% ranked Russia as the highest threat. Results also seem to suggest that the perception of China as a threat is slowly decreasing over time, while the perceived threat from Russia is increasing steadily and significantly.

Respondents were also given the opportunity to include other countries not on the list of selected countries and rate their threat level to Canadian interests. The United States (US) was mentioned by 878 respondents representing 43% of the sample and was seen as a high threat by 81% of that sample, with only 6% rating the US as a limited threat to Canada. Israel was also identified by 70 respondents and seen as a high threat by 77% of those. Another 58 indicated North Korea to be a threat, rated as high by 53% of those. It should be noted that respondents adding another country to the existing list would be highly likely to rate that country as a posing

a significant threat and therefore are not strictly comparable to the ratings provided for countries on the original list. For that reason, results for these added countries are not shown in the chart.

### Chart 13: Countries perceived as threat to Canadian interests

*Q. Which level of threat to Canadian interests would you assign to each of the following countries? (n=2051; all cases)*



- Across ratings of threat, men are more likely than women to say this about China (70% vs. 63% of women), as is also the case among those 55 or older (71% compared with 56% of those under 35).
- Russia is more likely to be rated as a strong threat among women (73% compared with 67% of men) and those 65 or older (75% compared with 64% of those under 35).
- Similarly, India is more often seen as a threat among men (36% compared with 31% of men), while women are more likely than men to see Iran as a threat (36% vs. 31% of men). Those 55 or older are more likely to see Iran as a threat (40% compared with 23% of those under 35). This is also the case among residents of Alberta (41%) and the Atlantic (42%) are more likely than others.

Following individual ratings of threat level, respondents indicating at least one of these countries as a five (“very high threat”) were subsequently asked to select the country they considered to be the highest threat to Canadian interests<sup>1</sup>. It should be noted that the US was presented in the list to only the subset of respondents who noted it as an “other” country posing a high threat (n=878, including 477 who identified the US the only country posing a high threat). The same conditions applied for respondents seeing Israel in the list of countries (n=70). Echoing the ratings of threat for each, Russia and China are seen as the greatest threat among similar proportions of respondents (37% and 35%, respectively). The US is seen as posing the highest threat, however, among just over one in four (27%). The other countries are seen as the highest threat by fewer than one in ten. It should be noted that there is a potential that results may have been different if the US and Israel had been formally added to the initial list (see Chart 13), although there is no way of predicting or calibrating the direction or extent of the change.

Because the conditions for answering the question about country posing the “highest threat” are no longer the same in 2026, it is not possible to make direct comparisons with previous years. It is noteworthy, however, that China was seen as by far the most significant threat in previous years, whereas in 2026 Russia is roughly on par with China seeming to represent a steady increase since 2021.

**Table 16: Countries posing highest threat to Canadian interests**

<i>D5HX. Countries you consider the highest threat?<sup>2</sup></i>	<b>Total</b>
Russia	37%
China	35%
United States of America	27%
India	8%
Iran	6%
Pakistan	2%
Israel	2%
Other	2%

<sup>1</sup> The question appeared to only those respondents selecting two or more countries as a “highest threat”, however, single responses were imputed among those identifying only one country as the highest threat.

<sup>2</sup> Responses add to more than 100% because respondents were given the option of selecting two “highest threat” countries.

**Table 17: Tracking countries posing highest threat to Canadian interests**

D5A1. Country the biggest threat to Canadian interests? (% Highest)	Phone 2026	Phone 2025	Phone 2021	Online 2026	Online 2025
Russia	40%	27%	18%	42%	28%
China	35%	50%	58%	42%	45%

- In overall ranking of the greatest threat, again, men are more likely to have selected China (40% compared with 31% of women) as are residents of Alberta (44%).
- Russia was more often selected as the highest threat among women (40% compared with 34% of men) and residents of the Atlantic (52%).
- Among the 41% of the sample who noted in “other” that the United States is a threat, it was more likely to have been selected as the greatest threat among women (30% of those rating the US as a threat compared with 22% of men), those under 35 (31%) and the university-educated (30%).

# APPENDIX

## A. QUESTIONNAIRE

### WINTRO

Thank you for taking the time to complete this survey on behalf of the Government of Canada. This survey seeks to better understand the attitudes of Canadians towards issues of national security.

Si vous préférez répondre au sondage en français, veuillez cliquer sur français.

**Your participation is voluntary and your responses will be kept entirely confidential and anonymous.** The survey takes 10-12 minutes to complete. It is being directed by EKOS Research, and is being administered according to the requirements of the *Privacy Act*. Results will not be reported on an individual basis, rather, all of the results will be combined to protect the confidentiality of each respondent. The survey is registered with the Research Verification Services operated by the Canadian Research Insights Council (CRIC). Click [here](#) if you wish to verify its authenticity (project code 20251216-EK732). To view our privacy policy, click [here](#).

If you require any technical assistance, have any questions regarding the study on how to complete the survey, or would like to complete the survey by telephone instead please call EKOS Research Associates at 1-800-388-2873 or send an email to [online@ekos.com](mailto:online@ekos.com).

### PINTRO

Hello/Bonjour,

My name is \_\_\_\_\_ from EKOS Research Associates, the Government of Canada is conducting a research survey to better understand the attitudes of Canadians towards issues of national security. The survey takes 10-15 minutes to complete and can be completed either online, or by telephone. Would you prefer to be interviewed in English or French?/Préférez-vous répondre en français ou en anglais?

**Your participation is voluntary and your responses will be kept entirely confidential and anonymous.** Results will not be reported on an individual basis, rather, all of the results will be combined to protect the confidentiality of each respondent. This survey is being directed by EKOS Research, and is being administered according to the requirements of the Privacy Act.

Is this a safe and convenient time for you? (NOTE: if not, arrange for callback) May I continue?

IF ASKED: The survey is registered with the Research Verification Services operated by the Canadian Research Insights Council (CRIC). Visit <https://canadianresearchinsightscouncil.ca/rvs/home/?lang=en> if you wish to verify its authenticity (project code 20251216-EK732).

Continue

1

Refuse (THANK & TERMINATE)

9

**PRIV**

This call may be recorded for quality control or training purposes.

**QAGEX**

In what year were you born?

NOTE: ANSWER THE FULL YEAR, I.E. 1977 as "1977"

Year :	1
No response	99

**QAGEY**

Would you be willing to tell us in which of the following age categories you belong?

18-24 years	1
25-34 years	2
35-44 years	3
45-54 years	4
55-64 years	5
65 years or older	6
<[PHONE](DO NOT READ)> Refuse	99

**QPROV**

In which province or territory do you live?

British Columbia	1
Alberta	2
Saskatchewan	3
Manitoba	4
Ontario	5
Quebec	6
New Brunswick	7
Nova Scotia	8
Prince Edward Island	9
Newfoundland and Labrador	10
Yukon	11
Nunavut	12
Northwest Territories	13
<[PHONE](DO NOT READ)> Prefer not to say	98

**QGENDR**

<[PHONE]Record gender of respondent (DO NOT ASK)[ELSE]What is your gender?>

Man	1
Woman	2
Or please specify :	77
Prefer not to answer	98

## Q1

As you may be aware, there is a government agency that is responsible for investigating threats to the security of Canada such as espionage and sabotage, terrorism and violent extremism, foreign interference, and subversion.

Can you name this agency?

<[PHONE]DO NOT READ LIST >

PHONE

The Canadian Security Intelligence Service (CSIS) 1

PHONE

The Royal Canadian Mounted Police (RCMP) 2

PHONE

The Communications Security Establishment (CSE) 3

PHONE

Department of National Defence (aka the Canadian Armed Forces) 4

PHONE

Global Affairs Canada (aka DFAIT or Foreign Affairs) 5

PHONE

Public Safety Canada 6

Please <HOVER="Once your response has been reviewed to ensure it does not identify you, it will be submitted to a secure AI on a Canadian server for categorization. It will not be linked to any of your other survey responses or personal information.">specify> : 77

Don't know/No response 99

## B1

Do you feel that, overall, Canada is safer, more dangerous or about the same as it was five years ago?

Safer 1

More dangerous 2

About the same 3

Don't know/No response 99

## PB2

To what extent do you agree or disagree with each of the following statements. Please rate your response on a scale of 1 to 7, where 1 means "strongly disagree," 7 means "strongly agree," and the mid-point 4 means you neither agree nor disagree.

### B2A

I can trust the Government of Canada to strike the right balance between protecting national security and ensuring civil liberties.

Strongly disagree 1 1

2 2

3 3

Neither agree nor disagree 4 4

5 5

6 6

Strongly agree 7 7

Don't Know/ No response 99

**B2B**

Canadian intelligence agencies should have more powers to ensure the safety, security and prosperity of Canada.

Strongly disagree	1
2	2
3	3
Neither agree nor disagree	4
5	5
6	6
Strongly agree	7
Don't Know/ No response	99

**B2C**

Canadian intelligence agencies act within the law when they collect information about Canadians.

Strongly disagree	1
2	2
3	3
Neither agree nor disagree	4
5	5
6	6
Strongly agree	7
Don't Know/ No response	99

**B2D**

I am concerned about information that government intelligence agencies may be collecting about me.

Strongly disagree	1
2	2
3	3
Neither agree nor disagree	4
5	5
6	6
Strongly agree	7
Don't Know/ No response	99

**C1**

The Canadian Security Intelligence Service, or CSIS, is the federal government agency responsible for investigating and advising on threats of espionage and sabotage, terrorism and violent extremism, foreign interference, and subversion, and reducing these threats. Based on this description, would you say that you have ever heard, seen or read anything about CSIS?

Yes	1
Maybe	2
No	3
Don't know/No response	99

## C2

What have you read, heard or seen about CSIS? <[PHONE]PROBE: Anything else?>

Please <HOVER="Once your response has been reviewed to ensure it does not identify you, it will be submitted to a secure AI on a Canadian server for categorization. It will not be linked to any of your other survey responses or personal information.">specify> : 77

Don't recall/No response 99

## C3 [1,2]

How do you prefer to receive information about <[PHONE]national security? For example, are there types of traditional or social media you prefer? Which ones?[ELSE]national security, for example traditional or social media?> <[PHONE]PROBE: Any others?>

<[PHONE]DO NOT READ RESPONSES - RECORD FIRST AND SUBSEQUENT MENTIONS[ELSE]Choose up to 2 :>

Facebook	1
Instagram	2
Twitter	3
Tik Tok	4
Reddit	5
Print newspapers	6
TV	7
Internet	8
Radio	9
Academia	10
Other (please specify) :	77
Do not want to receive information about national security	98
Don't know/No response	99

## C4

Based on the description provided and what you may know about <HOVER="The Canadian Security Intelligence Service, or CSIS, is the federal government agency responsible for investigating and advising on threats of espionage and sabotage, terrorism and violent extremism, foreign interference, and subversion, and reducing these threats.">CSIS>, would you say that its mission is very important, somewhat important, not very important or not at all important to Canada's national security?

Very important	1
Somewhat important	2
Not very important	3
Not at all important	4
Don't know/No response	99

**C5**

To what extent would you say that you have confidence in CSIS' ability to keep Canadians safe from threats of espionage and sabotage, terrorism and violent extremism, foreign interference and subversion? <[PHONE]Would you say you have a great deal of confidence, some confidence, not very much confidence, or no confidence at all in CSIS' ability to keep Canadians safe?>

A great deal of confidence	1
Some confidence	2
Not very much confidence	3
No confidence at all	4
Don't know/No response	99

**C6**

To what extent would you say that you trust CSIS to safeguard Canadians' rights and freedoms in fulfilling its mandate? <[PHONE]Would you say you completely trust, somewhat trust, do not trust very much or do not trust CSIS at all to safeguard Canadians' rights and freedoms?>

Completely trust	1
Somewhat trust	2
Do not trust very much	3
Do not trust at all	4
Don't know/No response	99

**PC7**

Would you be much more likely, somewhat more likely, somewhat less likely or much less likely to support the activities of CSIS if you knew the following?

**C7A**

CSIS has assisted in preventing acts of violent extremism within Canada

Much more likely to support	1
Somewhat more likely to support	2
Somewhat less likely to support	3
Much less likely to support	4
Don't Know/ No response	99

**C7B**

CSIS has helped to prevent foreign governments attempting to interfere in Canada's democracy and economy

Much more likely to support	1
Somewhat more likely to support	2
Somewhat less likely to support	3
Much less likely to support	4
Don't Know/ No response	99

## C7C

CSIS has helped prevent suspected terrorists and spies from immigrating to Canada

Much more likely to support	1
Somewhat more likely to support	2
Somewhat less likely to support	3
Much less likely to support	4
Don't Know/ No response	99

## D1

Violent extremism takes many forms. Would you say you are more concerned about religiously motivated violent extremism (e.g. Al-Qaeda and ISIS) or ideologically motivated violent extremism (e.g. neo-Nazi groups)?

Religiously motivated violent extremism	1
OR	2
Ideologically motivated violent extremism	3
Don't Know/No response	99

## D2

Espionage takes many forms. Would you say you are more concerned about espionage against classified government information (e.g. stealing military secrets) or economic espionage against Canadian companies (e.g. stealing patents and technology)?

Espionage against government	1
OR	2
Espionage against Canadian companies	3
Don't Know/No response	99

## PD3

Foreign interference takes many forms. To what extent are you concerned about foreign interference targeting each of the following? <[PHONE]Would you say you are very concerned, somewhat concerned, not very concerned or not at all concerned?>

### D3A

Elections

Very concerned	1
Somewhat concerned	2
Not very concerned	3
Not at all concerned	4
Don't Know/ No response	99

### D3B

Social media platforms

Very concerned	1
Somewhat concerned	2
Not very concerned	3
Not at all concerned	4
Don't Know/ No response	99

**D3C**

Diverse (e.g. diaspora, ethnic, cultural or religious) communities

Very concerned	1
Somewhat concerned	2
Not very concerned	3
Not at all concerned	4
Don't Know/ No response	99

**D3D**

Private sector

Very concerned	1
Somewhat concerned	2
Not very concerned	3
Not at all concerned	4
Don't Know/ No response	99

**D3E**

Government

Very concerned	1
Somewhat concerned	2
Not very concerned	3
Not at all concerned	4
Don't Know/ No response	99

**D3F**

Academia (i.e. universities)

Very concerned	1
Somewhat concerned	2
Not very concerned	3
Not at all concerned	4
Don't Know/ No response	99

**D3G**

<HOVER="Non-profit, voluntary citizens' groups including NGOs, charities, foundations, and community associations">Civil society groups</HOVER>

Very concerned	1
Somewhat concerned	2
Not very concerned	3
Not at all concerned	4
Don't Know/ No response	99

**D4P**

Which among the following options do you consider to be the most critical threat to national security? Please rank them from highest to lowest:

(Select 1 "Lowest", 2, 3, 4, and 5 "Highest".)

**D4A**

Lowest

1

Espionage against government and Canadian companies	1
Violent extremism	2
Cyber-attacks against critical infrastructure	3
Terrorists and spies entering Canada	4
Foreign interference	5
Don't Know/No response	9

**D4B**

2

Espionage against government and Canadian companies	1
Violent extremism	2
Cyber-attacks against critical infrastructure	3
Terrorists and spies entering Canada	4
Foreign interference	5
Don't Know/No response	9

**D4C**

3

Espionage against government and Canadian companies	1
Violent extremism	2
Cyber-attacks against critical infrastructure	3
Terrorists and spies entering Canada	4
Foreign interference	5
Don't Know/No response	9

**D4D**

4

Espionage against government and Canadian companies	1
Violent extremism	2
Cyber-attacks against critical infrastructure	3
Terrorists and spies entering Canada	4
Foreign interference	5
Don't Know/No response	9

**D4E**

Highest

5

Espionage against government and Canadian companies	1
Violent extremism	2
Cyber-attacks against critical infrastructure	3
Terrorists and spies entering Canada	4
Foreign interference	5
Don't Know/No response	9

### D4F [1,3]

Are there other areas you consider to be a critical threat to national security?

Please specify :	77
No	98
Don't know/No response	99

### PD5

What level of threat to Canadian interests would you assign to each of the following countries?  
Please rate your response on a scale of 1 to 5, where 1 means "Very low threat," and 5 means "Very high threat".

#### D5A

China

Very low threat 1	1
2	2
3	3
4	4
Very high threat 5	5
Don't Know/No response	99

#### D5B

India

Very low threat 1	1
2	2
3	3
4	4
Very high threat 5	5
Don't Know/No response	99

#### D5C

Russia

Very low threat 1	1
2	2
3	3
4	4
Very high threat 5	5
Don't Know/No response	99

#### D5D

Iran

Very low threat 1	1
2	2
3	3
4	4
Very high threat 5	5
Don't Know/No response	99

**D5E**

Pakistan	
Very low threat 1	1
2	2
3	3
4	4
Very high threat 5	5
Don't Know/No response	99

**D5F [0,1]**

Other (please specify) :

**D5BOX**

Very low threat 1	1
2	2
3	3
4	4
Very high threat 5	5
Don't Know/No response	99

**D5G [0,1]**

Other (please specify) :

**D5BOX2**

Very low threat 1	1
2	2
3	3
4	4
Very high threat 5	5
Don't Know/No response	99

**CALCD5**

D5A-D5G, 5 > 1	1
D5A-D5G, 5 <= 1	2

**D5H [1,2]**

Which of the following countries do you consider the highest threat? Please select up to 2.

Choose up to 2 :

D5A = 5	
China	1
D5B = 5	
India	2
D5C = 5	
Russia	3
D5D = 5	
Iran	4
D5E = 5	
Pakistan	5
D5F = 5	
Other : D5BOX	6

D5G = 5	
Other : D5BOX2	7
Don't Know/No response	99

## DENIM

Now we have a few more questions to be used for statistical purposes only.

## QEDUC

What is the highest level of schooling that you have completed?

<[PHONE]READ LIST - ACCEPT ONE RESPONSE>

Less than High School diploma or equivalent	1
High School diploma or equivalent	2
Registered Apprenticeship or other trades certificate or diploma	3
College, CEGEP or other non-university certificate or diploma	4
University certificate or diploma below bachelor's level	5
Bachelor's degree	6
Post graduate degree above bachelor's level	7
Prefer not to answer	99

## QEMPLOY

What is your current employment status?

<[PHONE]DO NOT READ LIST - ACCEPT ONE RESPONSE>

Working full-time, that is, 30 or more hours per week	1
Working part-time, that is, less than 30 hours per week	2
Self-employed	3
Unemployed, but looking for work	4
A student attending school full-time	5
Retired	8
Not in the workforce (Full-time homemaker, unemployed, not looking for work)	9
Other	77
Prefer not to answer	99

## INC

Which of the following best describes your total household income? That is, the total income of all **persons** in your household combined, before taxes. Is it...?

<[PHONE]READ LIST - ACCEPT ONE RESPONSE>

Under \$20,000	1
\$20,000 to just under \$40,000	2
\$40,000 to just under \$60,000	3
\$60,000 to just under \$80,000	4
\$80,000 to just under \$100,000	5
\$100,000 to just under \$150,000	6
\$150,000 or more	7
Don't know/No response	99

**QLANG [1,5]**

What language do you speak most often at home?

Please select all that apply

English	1
French	2
Other (specify) :	77
Prefer not to answer	99

**QFN [1,4]**

Are you First Nations, Métis, or Inuk (Inuit)?

Note: First Nations (North American Indian) includes Status and Non-Status Indians. Please select all that apply.

No, not First Nations, Métis, or Inuk (Inuit)	1
Yes, First Nations (North American Indian)	2
Yes, Métis	3
Yes, Inuk (Inuit)	4
Prefer not to answer	99

**QETHN [1,18]**

Other than Canadian, to which ethnic or cultural groups do you consider yourself to belong?

<[PHONE](Interviewer: Do not read, but prompt as needed. Accept as many as apply)[ELSE]Please read each item in the list and select each one that applies>

British (e.g., English, Scottish, Irish, Welsh, etc.)	1
French (e.g., Quebecois, Franco-Ontarian, Franco-Manitoban, Acadian, etc.)	2
Other Western European (e.g., German, Dutch, etc.)	3
Scandinavian (e.g., Swedish, Finnish, Danish, Norwegian, etc.)	4
Eastern European (e.g., Polish, Russian, Czechoslovakian, Ukrainian, etc.)	5
Southern European (e.g., Italian, Greek, Spanish, etc.)	6
Arabic (e.g., Egyptian, Lebanese, etc.)	7
West Asian (e.g., Afghani, Iranian, etc.)	8
South Asian (e.g., Pakistani, Indian, Sri Lankan, etc.)	9
Southeast Asian (e.g., Chinese, Vietnamese, Korean, etc.)	10
Oceania (e.g., Australian, Kiwi, Polynesian, etc.)	11
Latin American (e.g., Mexican, Brazilian, Chilean, etc.)	12
Aboriginal/Indigenous (e.g., Ojibway, Iroquois, Cree, etc.)	13
American (general mention)	14
African (e.g., Nigerian, Somali, etc.)	15
Other (Please specify):	77
None	98
Prefer not to answer	99

**THNK**

That concludes the survey. Thank you very much for your thoughtful feedback. It is much appreciated.