



Treasury Board of Canada
Secrétariat

Secrétariat du Conseil du Trésor
du Canada

Canada

Consolidated Financial Information for Crown Corporations First Quarter 2024-2025

Published: 2025-09-08

© His Majesty the King in Right of Canada,
represented by the President of the Treasury Board 2025,

Published by Treasury Board of Canada, Secretariat
90 Elgin, Ottawa, Ontario, K1A 0R5, Canada

Catalogue Number: BT1-61F-PDF
ISSN: 2816-7074

This document is available on the Government of Canada website, [Canada.ca](https://www.canada.ca)

This document is available in alternative formats upon request.

Aussi offert en français sous le titre : Données financières consolidées des sociétés d'État premier trimestre 2024-2025









Consolidated Financial Information for Crown Corporations (First Quarter 2024-2025; in thousands of dollars)

Filter items

Showing 1 to 10 of 44 entries

Show entries

Crown corporation <input type="text" value=""/>	Type of Crown corporation ¹ <input type="text" value=""/>	Financial year-end ² <input type="text" value=""/>	Reporting period <input type="text" value=""/>	Total assets ³ <input type="text" value=""/>	Total liabilities ⁴ <input type="text" value=""/>	Total equity ⁵ <input type="text" value=""/>	Appl ⁶ <input type="text" value=""/>
Atlantic Pilotage Authority	Enterprise	31-Dec	Period Ended Mar-31	32,305	15,912	16,393	
Atomic Energy of Canada Limited	Consolidated	31-Mar	Period Ended June-30	1,974,289	10,193,716	(8,219,427)	
Bank of Canada	Enterprise	31-Dec	Period Ended Mar-31	306,915	313,575	(6,660)	
Business Development Bank of Canada	Enterprise	31-Mar	Period Ended Jun-30	48,518,159	33,582,207	14,935,952	
Canada Council for the Arts	Consolidated	31-Mar	Period Ended Jun-30	632,822	287,391	345,431	

		¹ 	² 		³ 	⁴ 	⁵ 	⁶ 
Canada Deposit Insurance Corporation	Enterprise	31-Mar	Period Ended June -30	9,394,950	2,321,497	7,073,453		
Canada Development Investment Corporation	Enterprise	31-Dec	Period Ended Mar-31	37,786,670	38,660,830	(874,160)		
Canada Infrastructure Bank	Consolidated	31-Mar	Period Ended June-30	13,069,071	12,675	13,056,396		
Canada Lands Company Limited	Enterprise	31-Mar	Period Ended June-30	1,057,051	446,043	6118		
Canada Mortgage and Housing Corporation	Enterprise	31-Dec	Period Ended Mar-31	312,4240	299,5920	12,8320		

Notes to the Consolidated Financial

Report

- 1 For the purposes of Public Accounts, Crown corporations are classified in two groups: **Enterprise and Consolidated**. The consolidated Crown corporations rely on government funding as their principal source of revenue, whereas the enterprise Crown corporations do not rely on government funding to sustain their operations. There are, however, a couple of reporting exemptions. Although a Crown corporation, Canada Pension Plan Investment Board, manages on behalf of the Canada Pension Plan, funds that do not belong to the government, therefore, it is considered external (N/A.(Not available).(Forthcoming)) to the government reporting entity. The Public Sector Pension Investment Board is exempt (N/A.(Not available).(Forthcoming)) from the requirement to publicly disclose quarterly financial information. This information is only provided on March 31st, on an annual basis.
- 2 Crown corporations have different **calendar and financial year-ends**, as is most appropriate for their operating environment.
- 3 **Total assets** (both short-term and long-term) represent all assets reported by the corporation in its audited financial statements or non-audited quarterly financial report (i.e. cash, equipment, etc.).
- 4 **Total liabilities** (both short-term and long-term) represent all liabilities reported by the corporation (i.e. payables, borrowings and other obligations).
- 5 **Equity** (also referred to as “accumulated surplus or deficit”) includes share capital, contributed surplus, retained earnings, accumulated other comprehensive income and non-controlling interests, where applicable. Under Public Sector Accounting Standards for government-controlled not-for-profit organizations (PSAS-GNFPO), the equity may be referred to as “net assets” and it may include unrestricted and restricted assets, net assets invested in capital assets and other accumulated remeasurement gains (losses).

- 6 **Budgetary appropriations** refer to parliamentary funding for capital and operating purposes recognized as revenue in the Statement of Operations. The appropriations may also include deferred capital funding amortized and recognized on the same basis and over the same periods as the related property, equipment and intangible assets.
- 7 **Revenues** (third parties) include the revenues generated from the sale of goods and services, the investment income, other income and gains (i.e. revaluation gains, etc.). It may also include other funding (excluding budgetary appropriations) recognized as revenue or income.
- 8 **Total revenues** include the third party revenues (or self-generated revenues, as defined above) and budgetary appropriations in respect of the current year's operations.
- 9 **Expenses** include cost of goods sold or cost of sales, operating and administrative expenses, other expenses and losses (i.e. revaluation losses, etc.), where applicable. The expenses do not include income taxes or final payments to provincial milk boards and agencies by the Canadian Dairy Commission or to fishers by the Freshwater Fish Marketing Corporation.
- 10 **Net income (loss)** represents before-tax income or loss (where applicable), whereas the **total comprehensive income (loss)** includes other comprehensive income and any extraordinary items (i.e. income tax paid). In some cases, net income or other comprehensive income have been defined as the "excess of parliamentary appropriations over cost of operations", "surplus", "net result", or as the "excess of proceeds over expenditures". The figures presented match the reported figures directly (slight variances may exist due to rounding).
- 11 **Borrowings** (with the third party and the government, as applicable) include both short- and long-term borrowings as of the reporting quarter. These include loans, advances from the Government of Canada and other debt-like instruments.

- 12 **Equity transactions** with the government include **dividends** that were paid (not declared) during the year (year-to-date amounts). Dividends may be paid by the corporation to the Government of Canada before or after the corporation's year-end. For the Bank of Canada, the reported dividend amounts represent the remittance of ascertained surplus to the Receiver General for Canada.
- 13 Crown corporations use different **reporting standards** (International Financial Reporting Standards (IFRS), Public Sector Accounting Standards (PSAS) or Public Sector Accounting Standards for government-controlled not-for-profit organizations (PSAS-GNFPO)). No conversion to one or the other reporting standard was done for the purposes of presenting the financial information.
- 14 A yes indicates the Crown Corporation has complied with the **FAA (Financial Administration Act)** 65.1 (3) "The appropriate Minister shall cause the report to be made public within 60 days after the end of the fiscal quarter to which the report relates". ~~TBD.(To be determined)~~ indicates the report is forthcoming and has yet to be published.
- Total revenues (both self-generated revenues and budgetary appropriations), net income, total comprehensive income and dividends are cumulative as of the second quarter and onwards for each reporting year.
 - The financial statements do not always display the same information consistently; therefore, certain values have been adjusted or could not be directly linked to the reporting category in order to provide a meaningful basis for comparison between the Crown corporation.
 - The data presented reflect most Crown corporations. Where data could not be included, an explanation has been provided.
 - When comparing individual Crown corporations' reports with the data presented here, note that a corporation may have restated, after the fact, certain financial data to reflect changes in its accounting policies. No attempt has been made to apply such changes to the data in this report.
 - The annual report's financial data reported based on published Crown corporation's annual reports was presented for information purposes including the cumulative results generated during the year.

- The data presented was derived from the annual reports or quarterly financial reports found on the listed Crown Corporation's website for the period presented.
 - As per section 151 (1) of the FAA, TBS shall, as soon as feasible after the end of each fiscal quarter of each fiscal year, make public a consolidated quarterly report on the business and activities of all parent Crown corporations, based on the quarterly financial reports that have been made public under subsection 131.1(3), and the annual reports of those corporations that were laid before Parliament under subsection 150(1), in that fiscal quarter. Given that not all Crown corporations share the same year-end or due to unforeseen circumstances, some reports are not available at the time of publishing and shall be published during the next fiscal quarter update.
-

Date modified: 2025-09-09

$\frac{xx}{yy}$