

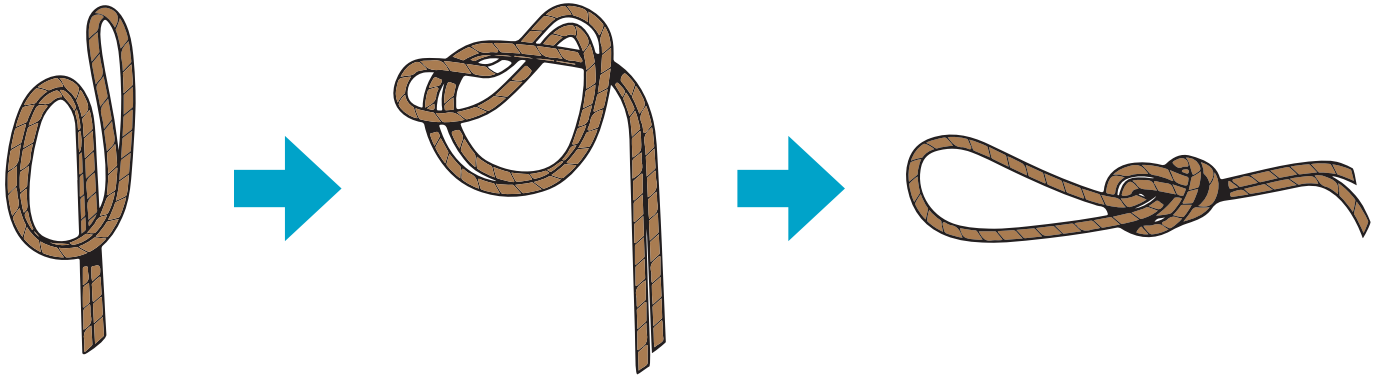


How to make a rope ladder

MATERIALS: 3M (11 TO 14 FEET) OF ROPE

STEP 1


Tie a loop at the end of the rope.
Make sure the loop is big enough for both feet to fit into



STEP 2

Tie a second and third loop above the first.
Space the loops about 30 cm (1 foot) apart.


Make sure that your motor is off for the next two steps.
To be extra safe, remove the key so the motor can't start by accident.





STEP 3

Attach the rope to the stern (back) of your boat.



STEP 4

Test your rope ladder. In shallow water, get into the water and use the ladder to climb back into the boat. Always do this test with someone else in the boat so there's help around if you have trouble getting back in.

